

The background of the book cover is a complex fractal pattern. It features a dense arrangement of self-similar, branching structures. The colors are primarily dark blue and purple, with accents of red, green, and black. The overall effect is a highly detailed, textured surface that resembles natural fractal forms like snowflakes or mineral growths.

# FRACTAL GEOMETRY

Mathematical Foundations and Applications

SECOND EDITION

Kenneth Falconer



WILEY

# FRACTAL GEOMETRY

Mathematical Foundations and Applications

SECOND EDITION

Kenneth Falconer

University of St Andrews, UK

Since its original publication in 1990, Kenneth Falconer's *Fractal Geometry: Mathematical Foundations and Applications* has become a seminal text on the mathematics of fractals. It introduces the general mathematical theory and applications of fractals in a way that is accessible to students from a wide range of disciplines. This new edition has been extensively revised and updated. It features much new material, many additional exercises, notes and references, and an extended bibliography that reflects the development of the subject since the first edition.

*Fractal Geometry: Mathematical Foundations and Applications* is aimed at undergraduate and graduate students studying courses in fractal geometry. The book also provides an excellent source of reference for researchers who encounter fractals in mathematics, physics, engineering, and the applied sciences.

- Provides a comprehensive and accessible introduction to the mathematical theory and applications of fractals.
- Each topic is carefully explained and illustrated by examples and figures.
- Includes all necessary mathematical background material.
- Includes notes and references to enable the reader to pursue individual topics.
- Features a wide selection of exercises, enabling readers to develop their understanding of the theory.
- Supported by a Web site featuring solutions to exercises, and additional material, especially for students and lecturers.

Cover photograph: Part of the filled in Julia set of  $f(z) = z^2 - 0.7460 + 0.1501i$ , with the Fatou set coloured according to escape rate.

Also by Kenneth Falconer and available from Wiley:  
*Techniques in Fractal Geometry*  
ISBN 0-471-95724-0

[www.wileyeurope.com/fractal](http://www.wileyeurope.com/fractal)



**WILEY**  
wiley.com

ISBN 0-470-84862-6



9 780470 848623

# FRACTAL GEOMETRY

Mathematical Foundations  
and Applications

---

# FRACTAL GEOMETRY

Mathematical Foundations  
and Applications

---

**Second Edition**

**Kenneth Falconer**

*University of St Andrews, UK*



**WILEY**

Copyright © 2003

John Wiley & Sons Ltd, The Atrium, Southern Gate, Chichester,  
West Sussex PO19 8SQ, England

Telephone (+44) 1243 779777

Email (for orders and customer service enquiries): [cs-books@wiley.co.uk](mailto:cs-books@wiley.co.uk)

Visit our Home Page on [www.wileyeurope.com](http://www.wileyeurope.com) or [www.wiley.com](http://www.wiley.com)

All Rights Reserved. No part of this publication may be reproduced, stored in a retrieval system or transmitted in any form or by any means, electronic, mechanical, photocopying, recording, scanning or otherwise, except under the terms of the Copyright, Designs and Patents Act 1988 or under the terms of a licence issued by the Copyright Licensing Agency Ltd, 90 Tottenham Court Road, London W1T 4LP, UK, without the permission in writing of the Publisher. Requests to the Publisher should be addressed to the Permissions Department, John Wiley & Sons Ltd, The Atrium, Southern Gate, Chichester, West Sussex PO19 8SQ, England, or emailed to [permreq@wiley.co.uk](mailto:permreq@wiley.co.uk), or faxed to (+44) 1243 770620.

This publication is designed to provide accurate and authoritative information in regard to the subject matter covered. It is sold on the understanding that the Publisher is not engaged in rendering professional services. If professional advice or other expert assistance is required, the services of a competent professional should be sought.

### ***Other Wiley Editorial Offices***

John Wiley & Sons Inc., 111 River Street, Hoboken, NJ 07030, USA

Jossey-Bass, 989 Market Street, San Francisco, CA 94103-1741, USA

Wiley-VCH Verlag GmbH, Boschstr. 12, D-69469 Weinheim, Germany

John Wiley & Sons Australia Ltd, 33 Park Road, Milton, Queensland 4064, Australia

John Wiley & Sons (Asia) Pte Ltd, 2 Clementi Loop #02-01, Jin Xing Distripark, Singapore 129809

John Wiley & Sons Canada Ltd, 22 Worcester Road, Etobicoke, Ontario, Canada M9W 1L1

Wiley also publishes its books in a variety of electronic formats. Some content that appears in print may not be available in electronic books.

### ***British Library Cataloguing in Publication Data***

A catalogue record for this book is available from the British Library

ISBN 0-470-84861-8 (Cloth)

ISBN 0-470-84862-6 (Paper)

Typeset in 10/12pt Times by Laserwords Private Limited, Chennai, India

Printed and bound in Great Britain by TJ International, Padstow, Cornwall

This book is printed on acid-free paper responsibly manufactured from sustainable forestry in which at least two trees are planted for each one used for paper production.

# Contents

<b>Preface</b>	<b>ix</b>
<b>Preface to the second edition</b>	<b>xiii</b>
<b>Course suggestions</b>	<b>xv</b>
<b>Introduction</b>	<b>xvii</b>
Notes and references	xxvii
<b>PART I FOUNDATIONS</b>	<b>1</b>
<b>Chapter 1 Mathematical background</b>	<b>3</b>
1.1 Basic set theory	3
1.2 Functions and limits	6
1.3 Measures and mass distributions	11
1.4 Notes on probability theory	17
1.5 Notes and references	24
Exercises	25
<b>Chapter 2 Hausdorff measure and dimension</b>	<b>27</b>
2.1 Hausdorff measure	27
2.2 Hausdorff dimension	31
2.3 Calculation of Hausdorff dimension—simple examples	34
*2.4 Equivalent definitions of Hausdorff dimension	35
*2.5 Finer definitions of dimension	36
2.6 Notes and references	37
Exercises	37
<b>Chapter 3 Alternative definitions of dimension</b>	<b>39</b>
3.1 Box-counting dimensions	41
3.2 Properties and problems of box-counting dimension	47

*3.3	Modified box-counting dimensions . . . . .	49
*3.4	Packing measures and dimensions . . . . .	50
3.5	Some other definitions of dimension . . . . .	53
3.6	Notes and references . . . . .	57
	Exercises . . . . .	57
<b>Chapter 4</b>	<b>Techniques for calculating dimensions . . . . .</b>	<b>59</b>
4.1	Basic methods . . . . .	59
4.2	Subsets of finite measure . . . . .	68
4.3	Potential theoretic methods . . . . .	70
*4.4	Fourier transform methods . . . . .	73
4.5	Notes and references . . . . .	74
	Exercises . . . . .	74
<b>Chapter 5</b>	<b>Local structure of fractals . . . . .</b>	<b>76</b>
5.1	Densities . . . . .	76
5.2	Structure of 1-sets . . . . .	80
5.3	Tangents to $s$ -sets . . . . .	84
5.4	Notes and references . . . . .	89
	Exercises . . . . .	89
<b>Chapter 6</b>	<b>Projections of fractals . . . . .</b>	<b>90</b>
6.1	Projections of arbitrary sets . . . . .	90
6.2	Projections of $s$ -sets of integral dimension . . . . .	93
6.3	Projections of arbitrary sets of integral dimension . . . . .	95
6.4	Notes and references . . . . .	97
	Exercises . . . . .	97
<b>Chapter 7</b>	<b>Products of fractals . . . . .</b>	<b>99</b>
7.1	Product formulae . . . . .	99
7.2	Notes and references . . . . .	107
	Exercises . . . . .	107
<b>Chapter 8</b>	<b>Intersections of fractals . . . . .</b>	<b>109</b>
8.1	Intersection formulae for fractals . . . . .	110
*8.2	Sets with large intersection . . . . .	113
8.3	Notes and references . . . . .	118
	Exercises . . . . .	119
<b>PART II</b>	<b>APPLICATIONS AND EXAMPLES . . . . .</b>	<b>121</b>
<b>Chapter 9</b>	<b>Iterated function systems—self-similar and self-affine sets . . . . .</b>	<b>123</b>
9.1	Iterated function systems . . . . .	123
9.2	Dimensions of self-similar sets . . . . .	128

9.3	Some variations . . . . .	135
9.4	Self-affine sets . . . . .	139
9.5	Applications to encoding images . . . . .	145
9.6	Notes and references . . . . .	148
	Exercises . . . . .	149
<b>Chapter 10</b>	<b>Examples from number theory . . . . .</b>	<b>151</b>
10.1	Distribution of digits of numbers . . . . .	151
10.2	Continued fractions . . . . .	153
10.3	Diophantine approximation . . . . .	154
10.4	Notes and references . . . . .	158
	Exercises . . . . .	158
<b>Chapter 11</b>	<b>Graphs of functions . . . . .</b>	<b>160</b>
11.1	Dimensions of graphs . . . . .	160
*11.2	Autocorrelation of fractal functions . . . . .	169
11.3	Notes and references . . . . .	173
	Exercises . . . . .	173
<b>Chapter 12</b>	<b>Examples from pure mathematics . . . . .</b>	<b>176</b>
12.1	Duality and the Kakeya problem . . . . .	176
12.2	Vitushkin's conjecture . . . . .	179
12.3	Convex functions . . . . .	181
12.4	Groups and rings of fractional dimension . . . . .	182
12.5	Notes and references . . . . .	184
	Exercises . . . . .	185
<b>Chapter 13</b>	<b>Dynamical systems . . . . .</b>	<b>186</b>
13.1	Repellers and iterated function systems . . . . .	187
13.2	The logistic map . . . . .	189
13.3	Stretching and folding transformations . . . . .	193
13.4	The solenoid . . . . .	198
13.5	Continuous dynamical systems . . . . .	201
*13.6	Small divisor theory . . . . .	205
*13.7	Liapounov exponents and entropies . . . . .	208
13.8	Notes and references . . . . .	211
	Exercises . . . . .	212
<b>Chapter 14</b>	<b>Iteration of complex functions—Julia sets . . . . .</b>	<b>215</b>
14.1	General theory of Julia sets . . . . .	215
14.2	Quadratic functions—the Mandelbrot set . . . . .	223
14.3	Julia sets of quadratic functions . . . . .	227
14.4	Characterization of quasi-circles by dimension . . . . .	235
14.5	Newton's method for solving polynomial equations . . . . .	237
14.6	Notes and references . . . . .	241
	Exercises . . . . .	242



<b>Chapter 15 Random fractals</b>	<b>244</b>
15.1 A random Cantor set	246
15.2 Fractal percolation	251
15.3 Notes and references	255
Exercises	256
<b>Chapter 16 Brownian motion and Brownian surfaces</b>	<b>258</b>
16.1 Brownian motion	258
16.2 Fractional Brownian motion	267
16.3 Lévy stable processes	271
16.4 Fractional Brownian surfaces	273
16.5 Notes and references	275
Exercises	276
<b>Chapter 17 Multifractal measures</b>	<b>277</b>
17.1 Coarse multifractal analysis	278
17.2 Fine multifractal analysis	283
17.3 Self-similar multifractals	286
17.4 Notes and references	296
Exercises	296
<b>Chapter 18 Physical applications</b>	<b>298</b>
18.1 Fractal growth	300
18.2 Singularities of electrostatic and gravitational potentials	306
18.3 Fluid dynamics and turbulence	307
18.4 Fractal antennas	309
18.5 Fractals in finance	311
18.6 Notes and references	315
Exercises	316
<b>References</b>	<b>317</b>
<b>Index</b>	<b>329</b>

# Preface

I am frequently asked questions such as ‘What are fractals?’, ‘What is fractal dimension?’, ‘How can one find the dimension of a fractal and what does it tell us anyway?’ or ‘How can mathematics be applied to fractals?’ This book endeavours to answer some of these questions.

The main aim of the book is to provide a treatment of the mathematics associated with fractals and dimensions at a level which is reasonably accessible to those who encounter fractals in mathematics or science. Although basically a mathematics book, it attempts to provide an intuitive as well as a mathematical insight into the subject.

The book falls naturally into two parts. Part I is concerned with the general theory of fractals and their geometry. Firstly, various notions of dimension and methods for their calculation are introduced. Then geometrical properties of fractals are investigated in much the same way as one might study the geometry of classical figures such as circles or ellipses: locally a circle may be approximated by a line segment, the projection or ‘shadow’ of a circle is generally an ellipse, a circle typically intersects a straight line segment in two points (if at all), and so on. There are fractal analogues of such properties, usually with dimension playing a key rôle. Thus we consider, for example, the local form of fractals, and projections and intersections of fractals.

Part II of the book contains examples of fractals, to which the theory of the first part may be applied, drawn from a wide variety of areas of mathematics and physics. Topics include self-similar and self-affine sets, graphs of functions, examples from number theory and pure mathematics, dynamical systems, Julia sets, random fractals and some physical applications.

There are many diagrams in the text and frequent illustrative examples. Computer drawings of a variety of fractals are included, and it is hoped that enough information is provided to enable readers with a knowledge of programming to produce further drawings for themselves.

It is hoped that the book will be a useful reference for researchers, providing an accessible development of the mathematics underlying fractals and showing how it may be applied in particular cases. The book covers a wide variety of mathematical ideas that may be related to fractals, and, particularly in Part II,

provides a flavour of what is available rather than exploring any one subject in too much detail. The selection of topics is to some extent at the author's whim—there are certainly some important applications that are not included. Some of the material dates back to early in the twentieth century whilst some is very recent.

Notes and references are provided at the end of each chapter. The references are by no means exhaustive, indeed complete references on the variety of topics covered would fill a large volume. However, it is hoped that enough information is included to enable those who wish to do so to pursue any topic further.

It would be possible to use the book as a basis for a course on the mathematics of fractals, at postgraduate or, perhaps, final-year undergraduate level, and exercises are included at the end of each chapter to facilitate this. Harder sections and proofs are marked with an asterisk, and may be omitted without interrupting the development.

An effort has been made to keep the mathematics to a level that can be understood by a mathematics or physics graduate, and, for the most part, by a diligent final-year undergraduate. In particular, measure theoretic ideas have been kept to a minimum, and the reader is encouraged to think of measures as 'mass distributions' on sets. Provided that it is accepted that measures with certain (intuitively almost obvious) properties exist, there is little need for technical measure theory in our development.

Results are always stated precisely to avoid the confusion which would otherwise result. Our approach is generally rigorous, but some of the harder or more technical proofs are either just sketched or omitted altogether. (However, a few harder proofs that are not available in that form elsewhere have been included, in particular those on sets with large intersection and on random fractals.) Suitable diagrams can be a help in understanding the proofs, many of which are of a geometric nature. Some diagrams are included in the book; the reader may find it helpful to draw others.

Chapter 1 begins with a rapid survey of some basic mathematical concepts and notation, for example, from the theory of sets and functions, that are used throughout the book. It also includes an introductory section on measure theory and mass distributions which, it is hoped, will be found adequate. The section on probability theory may be helpful for the chapters on random fractals and Brownian motion.

With the wide variety of topics covered it is impossible to be entirely consistent in use of notation and inevitably there sometimes has to be a compromise between consistency within the book and standard usage.

In the last few years fractals have become enormously popular as an art form, with the advent of computer graphics, and as a model of a wide variety of physical phenomena. Whilst it is possible in some ways to appreciate fractals with little or no knowledge of their mathematics, an understanding of the mathematics that can be applied to such a diversity of objects certainly enhances one's appreciation. The phrase 'the beauty of fractals' is often heard—it is the author's belief that much of their beauty is to be found in their mathematics.

It is a pleasure to acknowledge those who have assisted in the preparation of this book. Philip Drazin and Geoffrey Grimmett provided helpful comments on parts of the manuscript. Peter Shiarly gave valuable help with the computer drawings and Aidan Foss produced some diagrams. I am indebted to Charlotte Farmer, Jackie Cowling and Stuart Gale of John Wiley and Sons for overseeing the production of the book.

Special thanks are due to David Marsh—not only did he make many useful comments on the manuscript and produce many of the computer pictures, but he also typed the entire manuscript in a most expert way.

Finally, I would like to thank my wife Isobel for her support and encouragement, which extended to reading various drafts of the book.

**Kenneth J. Falconer**

*Bristol, April 1989*

## Preface to the second edition

It is thirteen years since *Fractal Geometry—Mathematical Foundations and Applications* was first published. In the meantime, the mathematics and applications of fractals have advanced enormously, with an ever-widening interest in the subject at all levels. The book was originally written for those working in mathematics and science who wished to know more about fractal mathematics. Over the past few years, with changing interests and approaches to mathematics teaching, many universities have introduced undergraduate and postgraduate courses on fractal geometry, and a considerable number have been based on parts of this book.

Thus, this new edition has two main aims. First, it indicates some recent developments in the subject, with updated notes and suggestions for further reading. Secondly, more attention is given to the needs of students using the book as a course text, with extra details to help understanding, along with the inclusion of further exercises.

Parts of the book have been rewritten. In particular, multifractal theory has advanced considerably since the first edition was published, so the chapter on ‘Multifractal Measures’ has been completely rewritten. The notes and references have been updated. Numerous minor changes, corrections and additions have been incorporated, and some of the notation and terminology has been changed to conform with what has become standard usage. Many of the diagrams have been replaced to take advantage of the more sophisticated computer technology now available. Where possible, the numbering of sections, equations and figures has been left as in the first edition, so that earlier references to the book remain valid.

Further exercises have been added at the end of the chapters. Solutions to these exercises and additional supplementary material may be found on the world wide web at

<http://www.wileyeurope.com/fractal>

In 1997 a sequel, *Techniques in Fractal Geometry*, was published, presenting a variety of techniques and ideas current in fractal research. Readers wishing to study fractal mathematics beyond the bounds of this book may find the sequel helpful.

I am most grateful to all who have made constructive suggestions on the text. In particular I am indebted to Carmen Fernández, Gwyneth Stallard and Alex Cain

for help with this revision. I am also very grateful for the continuing support given to the book by the staff of John Wiley & Sons, and in particular to Rob Calver and Lucy Bryan, for overseeing the production of this second edition and John O'Connor and Louise Page for the cover design.

**Kenneth J. Falconer**  
*St Andrews, January 2003*

# Course suggestions

There is far too much material in this book for a standard length course on fractal geometry. Depending on the emphasis required, appropriate sections may be selected as a basis for an undergraduate or postgraduate course.

A course for mathematics students could be based on the following sections.

- (a) Mathematical background
  - 1.1 Basic set theory; 1.2 Functions and limits; 1.3 Measures and mass distributions.
- (b) Box-counting dimensions
  - 3.1 Box-counting dimensions; 3.2 Properties of box-counting dimensions.
- (c) Hausdorff measures and dimension
  - 2.1 Hausdorff measure; 2.2 Hausdorff dimension; 2.3 Calculation of Hausdorff dimension; 4.1 Basic methods of calculating dimensions.
- (d) Iterated function systems
  - 9.1 Iterated function systems; 9.2 Dimensions of self-similar sets; 9.3 Some variations; 10.2 Continued fraction examples.
- (e) Graphs of functions
  - 11.1 Dimensions of graphs, the Weierstrass function and self-affine graphs.
- (f) Dynamical systems
  - 13.1 Repellers and iterated function systems; 13.2 The logistic map.
- (g) Iteration of complex functions
  - 14.1 Sketch of general theory of Julia sets; 14.2 The Mandelbrot set; 14.3 Julia sets of quadratic functions.

# Introduction

In the past, mathematics has been concerned largely with sets and functions to which the methods of classical calculus can be applied. Sets or functions that are not sufficiently smooth or regular have tended to be ignored as ‘pathological’ and not worthy of study. Certainly, they were regarded as individual curiosities and only rarely were thought of as a class to which a general theory might be applicable.

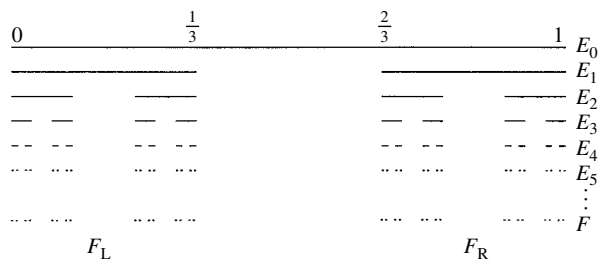
In recent years this attitude has changed. It has been realized that a great deal can be said, and is worth saying, about the mathematics of non-smooth objects. Moreover, irregular sets provide a much better representation of many natural phenomena than do the figures of classical geometry. Fractal geometry provides a general framework for the study of such irregular sets.

We begin by looking briefly at a number of simple examples of fractals, and note some of their features.

The middle third Cantor set is one of the best known and most easily constructed fractals; nevertheless it displays many typical fractal characteristics. It is constructed from a unit interval by a sequence of deletion operations; see figure 0.1. Let  $E_0$  be the interval  $[0, 1]$ . (Recall that  $[a, b]$  denotes the set of real numbers  $x$  such that  $a \leq x \leq b$ .) Let  $E_1$  be the set obtained by deleting the middle third of  $E_0$ , so that  $E_1$  consists of the two intervals  $[0, \frac{1}{3}]$  and  $[\frac{2}{3}, 1]$ . Deleting the middle thirds of these intervals gives  $E_2$ ; thus  $E_2$  comprises the four intervals  $[0, \frac{1}{9}]$ ,  $[\frac{2}{9}, \frac{1}{3}]$ ,  $[\frac{2}{3}, \frac{7}{9}]$ ,  $[\frac{8}{9}, 1]$ . We continue in this way, with  $E_k$  obtained by deleting the middle third of each interval in  $E_{k-1}$ . Thus  $E_k$  consists of  $2^k$  intervals each of length  $3^{-k}$ . The *middle third Cantor set*  $F$  consists of the numbers that are in  $E_k$  for all  $k$ ; mathematically,  $F$  is the intersection  $\bigcap_{k=0}^{\infty} E_k$ . The Cantor set  $F$  may be thought of as the limit of the sequence of sets  $E_k$  as  $k$  tends to infinity. It is obviously impossible to draw the set  $F$  itself, with its infinitesimal detail, so ‘pictures of  $F$ ’ tend to be pictures of one of the  $E_k$ , which are a good approximation to  $F$  when  $k$  is reasonably large; see figure 0.1.

At first glance it might appear that we have removed so much of the interval  $[0, 1]$  during the construction of  $F$ , that nothing remains. In fact,  $F$  is an infinite (and indeed uncountable) set, which contains infinitely many numbers in every neighbourhood of each of its points. The middle third Cantor set  $F$  consists





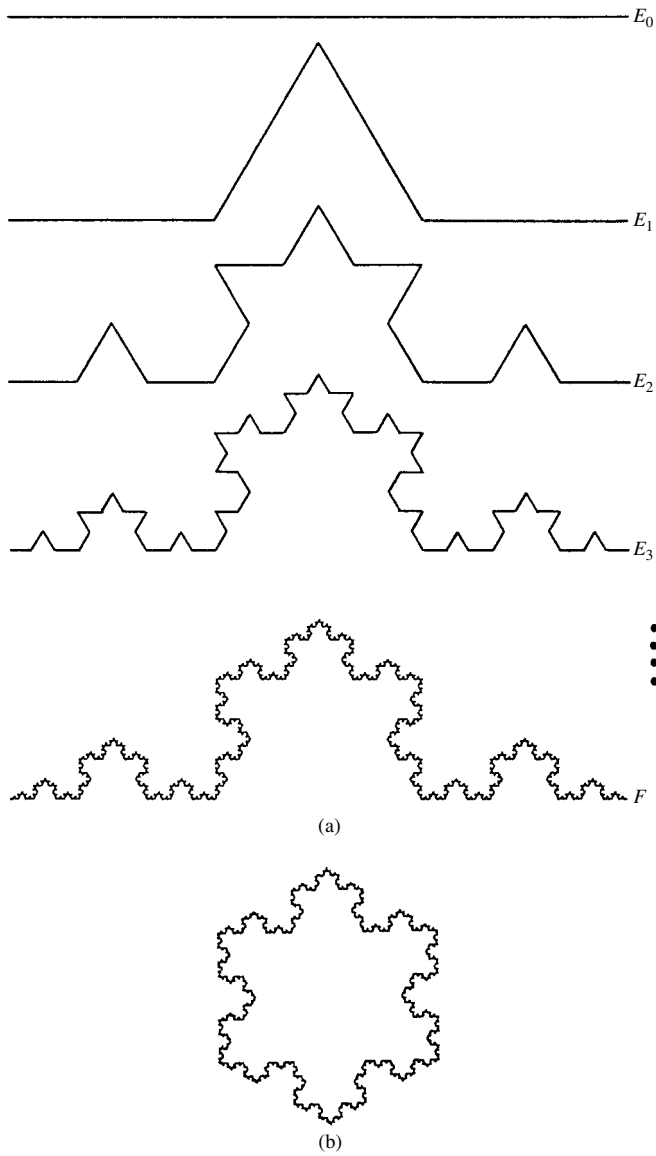
**Figure 0.1** Construction of the middle third Cantor set  $F$ , by repeated removal of the middle third of intervals. Note that  $F_L$  and  $F_R$ , the left and right parts of  $F$ , are copies of  $F$  scaled by a factor  $\frac{1}{3}$

precisely of those numbers in  $[0, 1]$  whose base-3 expansion does not contain the digit 1, i.e. all numbers  $a_13^{-1} + a_23^{-2} + a_33^{-3} + \dots$  with  $a_i = 0$  or  $2$  for each  $i$ . To see this, note that to get  $E_1$  from  $E_0$  we remove those numbers with  $a_1 = 1$ , to get  $E_2$  from  $E_1$  we remove those numbers with  $a_2 = 1$ , and so on.

We list some of the features of the middle third Cantor set  $F$ ; as we shall see, similar features are found in many fractals.

- (i)  $F$  is self-similar. It is clear that the part of  $F$  in the interval  $[0, \frac{1}{3}]$  and the part of  $F$  in  $[\frac{2}{3}, 1]$  are both geometrically similar to  $F$ , scaled by a factor  $\frac{1}{3}$ . Again, the parts of  $F$  in each of the four intervals of  $E_2$  are similar to  $F$  but scaled by a factor  $\frac{1}{9}$ , and so on. The Cantor set contains copies of itself at many different scales.
- (ii) The set  $F$  has a ‘fine structure’; that is, it contains detail at arbitrarily small scales. The more we enlarge the picture of the Cantor set, the more gaps become apparent to the eye.
- (iii) Although  $F$  has an intricate detailed structure, the actual definition of  $F$  is very straightforward.
- (iv)  $F$  is obtained by a recursive procedure. Our construction consisted of repeatedly removing the middle thirds of intervals. Successive steps give increasingly good approximations  $E_k$  to the set  $F$ .
- (v) The geometry of  $F$  is not easily described in classical terms: it is not the locus of the points that satisfy some simple geometric condition, nor is it the set of solutions of any simple equation.
- (vi) It is awkward to describe the local geometry of  $F$ —near each of its points are a large number of other points, separated by gaps of varying lengths.
- (vii) Although  $F$  is in some ways quite a large set (it is uncountably infinite), its size is not quantified by the usual measures such as length—by any reasonable definition  $F$  has length zero.

Our second example, the von Koch curve, will also be familiar to many readers; see figure 0.2. We let  $E_0$  be a line segment of unit length. The set  $E_1$  consists of the four segments obtained by removing the middle third of  $E_0$  and replacing it



**Figure 0.2** (a) Construction of the von Koch curve  $F$ . At each stage, the middle third of each interval is replaced by the other two sides of an equilateral triangle. (b) Three von Koch curves fitted together to form a snowflake curve

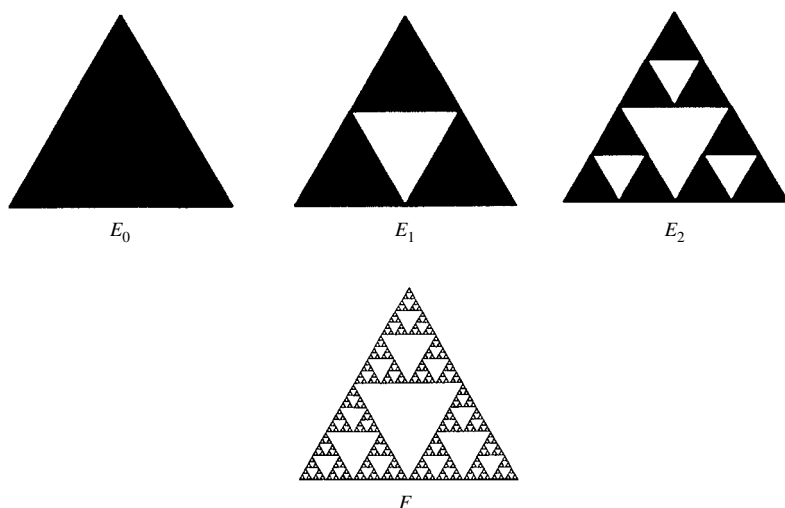
by the other two sides of the equilateral triangle based on the removed segment. We construct  $E_2$  by applying the same procedure to each of the segments in  $E_1$ , and so on. Thus  $E_k$  comes from replacing the middle third of each straight line segment of  $E_{k-1}$  by the other two sides of an equilateral triangle. When  $k$  is

large, the curves  $E_{k-1}$  and  $E_k$  differ only in fine detail and as  $k$  tends to infinity, the sequence of polygonal curves  $E_k$  approaches a limiting curve  $F$ , called the *von Koch curve*.

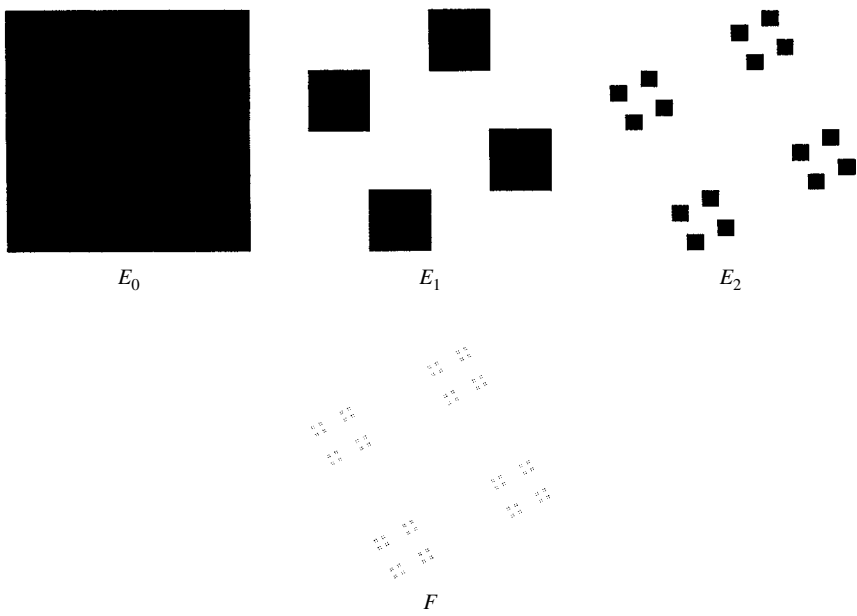
The von Koch curve has features in many ways similar to those listed for the middle third Cantor set. It is made up of four ‘quarters’ each similar to the whole, but scaled by a factor  $\frac{1}{3}$ . The fine structure is reflected in the irregularities at all scales; nevertheless, this intricate structure stems from a basically simple construction. Whilst it is reasonable to call  $F$  a curve, it is much too irregular to have tangents in the classical sense. A simple calculation shows that  $E_k$  is of length  $(\frac{4}{3})^k$ ; letting  $k$  tend to infinity implies that  $F$  has infinite length. On the other hand,  $F$  occupies zero area in the plane, so neither length nor area provides a very useful description of the size of  $F$ .

Many other sets may be constructed using such recursive procedures. For example, the *Sierpiński triangle* or *gasket* is obtained by repeatedly removing (inverted) equilateral triangles from an initial equilateral triangle of unit side-length; see figure 0.3. (For many purposes, it is better to think of this procedure as repeatedly replacing an equilateral triangle by three triangles of half the height.) A plane analogue of the Cantor set, a ‘Cantor dust’, is illustrated in figure 0.4. At each stage each remaining square is divided into 16 smaller squares of which four are kept and the rest discarded. (Of course, other arrangements or numbers of squares could be used to get different sets.) It should be clear that such examples have properties similar to those mentioned in connection with the Cantor set and the von Koch curve. The example depicted in figure 0.5 is constructed using two different similarity ratios.

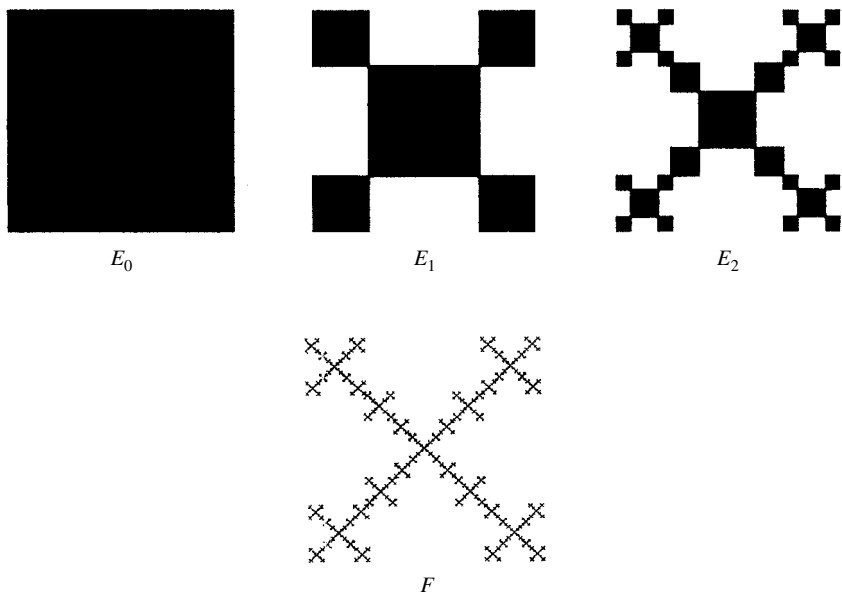
There are many other types of construction, some of which will be discussed in detail later in the book, that also lead to sets with these sorts of properties.



**Figure 0.3** Construction of the Sierpiński triangle ( $\dim_{\text{H}} F = \dim_{\text{B}} F = \log 3 / \log 2$ )



**Figure 0.4** Construction of a ‘Cantor dust’ ( $\dim_H F = \dim_B F = 1$ )



**Figure 0.5** Construction of a self-similar fractal with two different similarity ratios

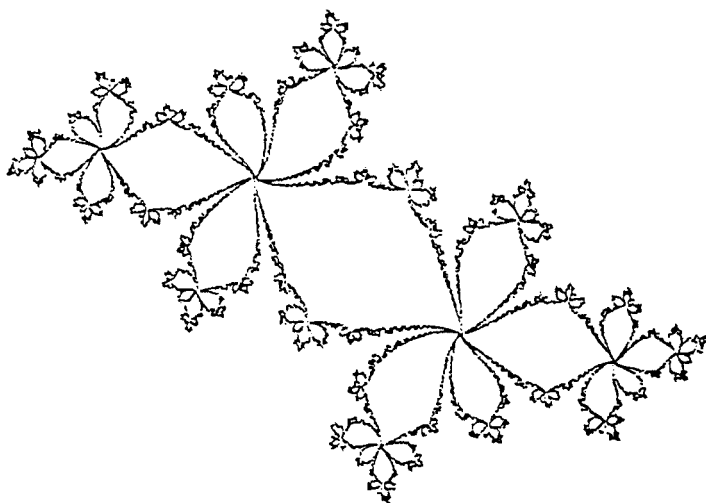
The highly intricate structure of the Julia set illustrated in figure 0.6 stems from the single quadratic function  $f(z) = z^2 + c$  for a suitable constant  $c$ . Although the set is not strictly self-similar in the sense that the Cantor set and von Koch curve are, it is ‘quasi-self-similar’ in that arbitrarily small portions of the set can be magnified and then distorted smoothly to coincide with a large part of the set.

Figure 0.7 shows the graph of the function  $f(t) = \sum_{k=0}^{\infty} (\frac{3}{2})^{-k/2} \sin((\frac{3}{2})^k t)$ ; the infinite summation leads to the graph having a fine structure, rather than being a smooth curve to which classical calculus is applicable.

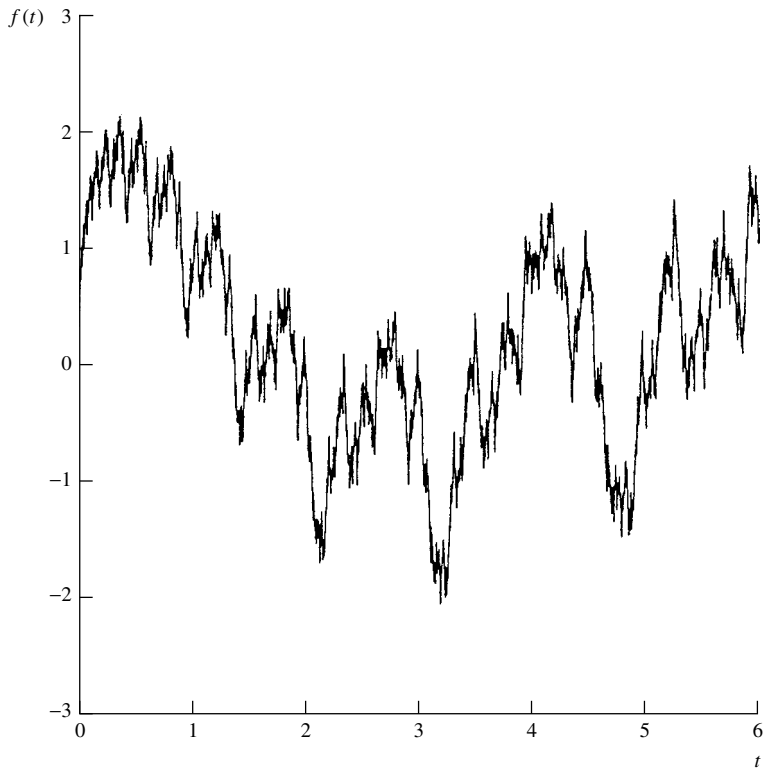
Some of these constructions may be ‘randomized’. Figure 0.8 shows a ‘random von Koch curve’—a coin was tossed at each step in the construction to determine on which side of the curve to place the new pair of line segments. This random curve certainly has a fine structure, but the strict self-similarity of the von Koch curve has been replaced by a ‘statistical self-similarity’.

These are all examples of sets that are commonly referred to as *fractals*. (The word ‘fractal’ was coined by Mandelbrot in his fundamental essay from the Latin *fractus*, meaning broken, to describe objects that were too irregular to fit into a traditional geometrical setting.) Properties such as those listed for the Cantor set are characteristic of fractals, and it is sets with such properties that we will have in mind throughout the book. Certainly, any fractal worthy of the name will have a fine structure, i.e. detail at all scales. Many fractals have some degree of self-similarity—they are made up of parts that resemble the whole in some way. Sometimes, the resemblance may be weaker than strict geometrical similarity; for example, the similarity may be approximate or statistical.

Methods of classical geometry and calculus are unsuited to studying fractals and we need alternative techniques. The main tool of fractal geometry is dimension in its many forms. We are familiar enough with the idea that a

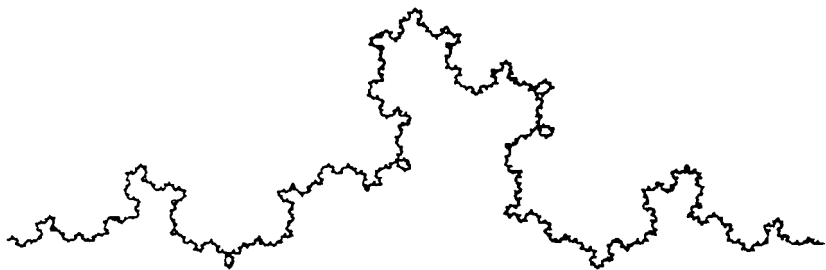


**Figure 0.6** A Julia set

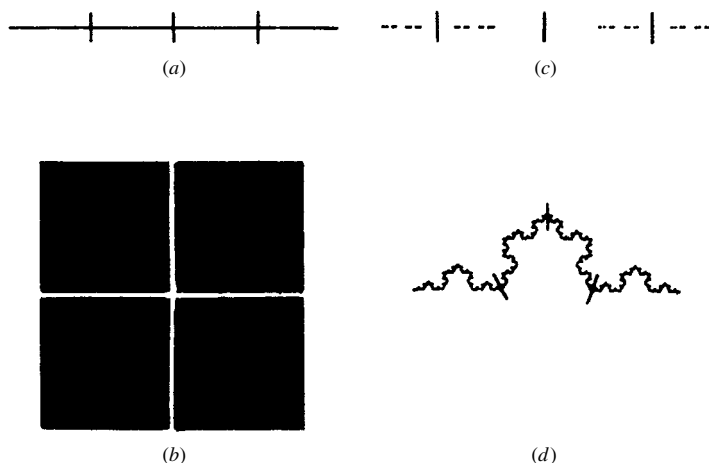


**Figure 0.7** Graph of  $f(t) = \sum_{k=0}^{\infty} (\frac{3}{2})^{-k/2} \sin((\frac{3}{2})^k t)$

(smooth) curve is a 1-dimensional object and a surface is 2-dimensional. It is less clear that, for many purposes, the Cantor set should be regarded as having dimension  $\log 2/\log 3 = 0.631\dots$  and the von Koch curve as having dimension  $\log 4/\log 3 = 1.262\dots$ . This latter number is, at least, consistent with the von Koch curve being ‘larger than 1-dimensional’ (having infinite length) and ‘smaller than 2-dimensional’ (having zero area).



**Figure 0.8** A random version of the von Koch curve



**Figure 0.9** Division of certain sets into four parts. The parts are similar to the whole with ratios:  $\frac{1}{4}$  for line segment (a);  $\frac{1}{2}$  for square (b);  $\frac{1}{9}$  for middle third Cantor set (c);  $\frac{1}{3}$  for von Koch curve (d)

The following argument gives one (rather crude) interpretation of the meaning of these ‘dimensions’ indicating how they reflect scaling properties and self-similarity. As figure 0.9 indicates, a line segment is made up of four copies of itself, scaled by a factor  $\frac{1}{4}$ . The segment has dimension  $-\log 4 / \log \frac{1}{4} = 1$ . A square, however, is made up of four copies of itself scaled by a factor  $\frac{1}{2}$  (i.e. with half the side length) and has dimension  $-\log 4 / \log \frac{1}{2} = 2$ . In the same way, the von Koch curve is made up of four copies of itself scaled by a factor  $\frac{1}{3}$ , and has dimension  $-\log 4 / \log \frac{1}{3} = \log 4 / \log 3$ , and the Cantor set may be regarded as comprising four copies of itself scaled by a factor  $\frac{1}{9}$  and having dimension  $-\log 4 / \log \frac{1}{9} = \log 2 / \log 3$ . In general, a set made up of  $m$  copies of itself scaled by a factor  $r$  might be thought of as having dimension  $-\log m / \log r$ . The number obtained in this way is usually referred to as the *similarity dimension* of the set.

Unfortunately, similarity dimension is meaningful only for a relatively small class of strictly self-similar sets. Nevertheless, there are other definitions of dimension that are much more widely applicable. For example, Hausdorff dimension and the box-counting dimensions may be defined for any sets, and, in these four examples, may be shown to equal the similarity dimension. The early chapters of the book are concerned with the definition and properties of Hausdorff and other dimensions, along with methods for their calculation. Very roughly, a dimension provides a description of how much space a set fills. It is a measure of the prominence of the irregularities of a set when viewed at very small scales. A dimension contains much information about the geometrical properties of a set.

A word of warning is appropriate at this point. It is possible to define the ‘dimension’ of a set in many ways, some satisfactory and others less so. It is important to realize that different definitions may give different values of

dimension for the same set, and may also have very different properties. Inconsistent usage has sometimes led to considerable confusion. In particular, warning lights flash in my mind (as in the minds of other mathematicians) whenever the term ‘fractal dimension’ is seen. Though some authors attach a precise meaning to this, I have known others interpret it inconsistently in a single piece of work. The reader should always be aware of the definition in use in any discussion.

In his original essay, Mandelbrot defined a fractal to be a set with Hausdorff dimension strictly greater than its topological dimension. (The *topological dimension* of a set is always an integer and is 0 if it is totally disconnected, 1 if each point has arbitrarily small neighbourhoods with boundary of dimension 0, and so on.) This definition proved to be unsatisfactory in that it excluded a number of sets that clearly ought to be regarded as fractals. Various other definitions have been proposed, but they all seem to have this same drawback.

My personal feeling is that the definition of a ‘fractal’ should be regarded in the same way as a biologist regards the definition of ‘life’. There is no hard and fast definition, but just a list of properties characteristic of a living thing, such as the ability to reproduce or to move or to exist to some extent independently of the environment. Most living things have most of the characteristics on the list, though there are living objects that are exceptions to each of them. In the same way, it seems best to regard a fractal as a set that has properties such as those listed below, rather than to look for a precise definition which will almost certainly exclude some interesting cases. From the mathematician’s point of view, this approach is no bad thing. It is difficult to avoid developing properties of dimension other than in a way that applies to ‘fractal’ and ‘non-fractal’ sets alike. For ‘non-fractals’, however, such properties are of little interest—they are generally almost obvious and could be obtained more easily by other methods.

When we refer to a set  $F$  as a fractal, therefore, we will typically have the following in mind.

- (i)  $F$  has a fine structure, i.e. detail on arbitrarily small scales.
- (ii)  $F$  is too irregular to be described in traditional geometrical language, both locally and globally.
- (iii) Often  $F$  has some form of self-similarity, perhaps approximate or statistical.
- (iv) Usually, the ‘fractal dimension’ of  $F$  (defined in some way) is greater than its topological dimension.
- (v) In most cases of interest  $F$  is defined in a very simple way, perhaps recursively.

What can we say about the geometry of as diverse a class of objects as fractals? Classical geometry gives us a clue. In Part I of this book we study certain analogues of familiar geometrical properties in the fractal situation. The orthogonal projection, or ‘shadow’ of a circle in space onto a plane is, in general, an ellipse. The fractal projection theorems tell us about the ‘shadows’ of a fractal. For many purposes, a tangent provides a good local approximation to a circle.



Though fractals do tend not to have tangents in any sense, it is often possible to say a surprising amount about their local form. Two circles in the plane in ‘general position’ either intersect in two points or not at all (we regard the case of mutual tangents as ‘exceptional’). Using dimension, we can make similar statements about the intersection of fractals. Moving a circle perpendicular to its plane sweeps out a cylinder, with properties that are related to those of the original circle. Similar, and indeed more general, constructions are possible with fractals.

Although classical geometry is of considerable intrinsic interest, it is also called upon widely in other areas of mathematics. For example, circles or parabolae occur as the solution curves of certain differential equations, and a knowledge of the geometrical properties of such curves aids our understanding of the differential equations. In the same way, the general theory of fractal geometry can be applied to the many branches of mathematics in which fractals occur. Various examples of this are given in Part II of the book.

Historically, interest in geometry has been stimulated by its applications to nature. The ellipse assumed importance as the shape of planetary orbits, as did the sphere as the shape of the earth. The geometry of the ellipse and sphere can be applied to these physical situations. Of course, orbits are not quite elliptical, and the earth is not actually spherical, but for many purposes, such as the prediction of planetary motion or the study of the earth’s gravitational field, these approximations may be perfectly adequate.

A similar situation pertains with fractals. A glance at the recent physics literature shows the variety of natural objects that are described as fractals—cloud boundaries, topographical surfaces, coastlines, turbulence in fluids, and so on. None of these are actual fractals—their fractal features disappear if they are viewed at sufficiently small scales. Nevertheless, over certain ranges of scale they appear very much like fractals, and at such scales may usefully be regarded as such. The distinction between ‘natural fractals’ and the mathematical ‘fractal sets’ that might be used to describe them was emphasized in Mandelbrot’s original essay, but this distinction seems to have become somewhat blurred. There are no true fractals in nature. (There are no true straight lines or circles either!)

If the mathematics of fractal geometry is to be really worthwhile, then it should be applicable to physical situations. Considerable progress is being made in this direction and some examples are given towards the end of this book. Although there are natural phenomena that have been explained in terms of fractal mathematics (Brownian motion is a good example), many applications tend to be descriptive rather than predictive. Much of the basic mathematics used in the study of fractals is not particularly new, though much recent mathematics has been specifically geared to fractals. For further progress to be made, development and application of appropriate mathematics remain a high priority.

## Notes and references

Unlike the rest of the book, which consists of fairly solid mathematics, this introduction contains some of the author's opinions and prejudices, which may well not be shared by other workers on fractals. *Caveat emptor!*

The foundational treatise on fractals, which may be appreciated at many levels, is the scientific, philosophical and pictorial essay of Mandelbrot (1982) (developed from the original 1975 version), containing a great diversity of natural and mathematical examples. This essay has been the inspiration for much of the work that has been done on fractals.

Many other books have been written on diverse aspects of fractals, and these are cited at the end of the appropriate chapters. Here we mention a selection with a broad coverage. Introductory treatments include Schroeder (1991), Moon (1992), Kaye (1994), Addison (1997) and Lesmoir-Gordon, Rood and Edney (2000). The volume by Peitgen, Jürgens and Saupe (1992) is profusely illustrated with diagrams and examples, and the essays collated by Frame and Mandelbrot (2002) address the role of fractals in mathematics and science education.

The books by Edgar (1990, 1998), Peitgen, Jürgens and Saupe (1992) and Le Méhauté (1991) provide basic mathematical treatments. Falconer (1985a), Mattila (1995), Federer (1996) and Morgan (2000) concentrate on geometric measure theory, Rogers (1998) addresses the general theory of Hausdorff measures, and Wicks (1991) approaches the subject from the standpoint of non-standard analysis. Books with a computational emphasis include Peitgen and Saupe (1988), Devaney and Keen (1989), Hoggar (1992) and Pickover (1998). The sequel to this book, Falconer (1997), contains more advanced mathematical techniques for studying fractals.

Much of interest may be found in proceedings of conferences on fractal mathematics, for example in the volumes edited by Cherbit (1991), Evertsz, Peitgen and Voss (1995) and Novak (1998, 2000). The proceedings edited by Bandt, Graf and Zähle (1995, 2000) concern fractals and probability, those by Lévy Véhel, Lutton and Tricot (1997), Dekking, Lévy Véhel, Lutton and Tricot (1999) address engineering applications. Mandelbrot's 'Selecta' (1997, 1999, 2002) present a wide range of papers with commentaries which provide a fascinating insight into the development and current state of fractal mathematics and science. Edgar (1993) brings together a collection of classic papers on fractal mathematics.

Papers on fractals appear in many journals; in particular the journal *Fractals* covers a wide range of theory and applications.

# **Part I**

# **FOUNDATIONS**

# Chapter 1 Mathematical background

This chapter reviews some of the basic mathematical ideas and notation that will be used throughout the book. Sections 1.1 on set theory and 1.2 on functions are rather concise; readers unfamiliar with this type of material are advised to consult a more detailed text on mathematical analysis. Measures and mass distributions play an important part in the theory of fractals. A treatment adequate for our needs is given in Section 1.3. By asking the reader to take on trust the existence of certain measures, we can avoid many of the technical difficulties usually associated with measure theory. Some notes on probability theory are given in Section 1.4; an understanding of this is needed in Chapters 15 and 16.

## 1.1 Basic set theory

In this section we recall some basic notions from set theory and point set topology.

We generally work in  $n$ -dimensional Euclidean space,  $\mathbb{R}^n$ , where  $\mathbb{R}^1 = \mathbb{R}$  is just the set of real numbers or the ‘real line’, and  $\mathbb{R}^2$  is the (Euclidean) plane. Points in  $\mathbb{R}^n$  will generally be denoted by lower case letters  $x, y$ , etc., and we will occasionally use the coordinate form  $x = (x_1, \dots, x_n)$ ,  $y = (y_1, \dots, y_n)$ . Addition and scalar multiplication are defined in the usual manner, so that  $x + y = (x_1 + y_1, \dots, x_n + y_n)$  and  $\lambda x = (\lambda x_1, \dots, \lambda x_n)$ , where  $\lambda$  is a real scalar. We use the usual *Euclidean distance* or *metric* on  $\mathbb{R}^n$ . So if  $x, y$  are points of  $\mathbb{R}^n$ , the distance between them is  $|x - y| = (\sum_{i=1}^n |x_i - y_i|^2)^{1/2}$ . In particular, we have the triangle inequality  $|x + y| \leq |x| + |y|$ , the reverse triangle inequality  $|x - y| \geq \big||x| - |y|\big|$ , and the metric triangle inequality  $|x - y| \leq |x - z| + |z - y|$ , for all  $x, y, z \in \mathbb{R}^n$ .

Sets, which will generally be subsets of  $\mathbb{R}^n$ , are denoted by capital letters  $E, F, U$ , etc. In the usual way,  $x \in E$  means that the point  $x$  belongs to the set  $E$ , and  $E \subset F$  means that  $E$  is a subset of the set  $F$ . We write  $\{x : \text{condition}\}$  for the set of  $x$  for which ‘condition’ is true. Certain frequently occurring sets have a special notation. The empty set, which contains no elements, is written as  $\emptyset$ . The integers are denoted by  $\mathbb{Z}$  and the rational numbers by  $\mathbb{Q}$ . We use a superscript  $+$  to denote the positive elements of a set; thus  $\mathbb{R}^+$  are the positive real numbers,

and  $\mathbb{Z}^+$  are the positive integers. Occasionally we refer to the complex numbers  $\mathbb{C}$ , which for many purposes may be identified with the plane  $\mathbb{R}^2$ , with  $x_1 + ix_2$  corresponding to the point  $(x_1, x_2)$ .

The *closed ball* of centre  $x$  and radius  $r$  is defined by  $B(x, r) = \{y : |y - x| \leq r\}$ . Similarly the *open ball* is  $B^o(x, r) = \{y : |y - x| < r\}$ . Thus the closed ball contains its bounding sphere, but the open ball does not. Of course in  $\mathbb{R}^2$  a ball is a disc and in  $\mathbb{R}^1$  a ball is just an interval. If  $a < b$  we write  $[a, b]$  for the *closed interval*  $\{x : a \leq x \leq b\}$  and  $(a, b)$  for the *open interval*  $\{x : a < x < b\}$ . Similarly  $[a, b)$  denotes the half-open interval  $\{x : a \leq x < b\}$ , etc.

The *coordinate cube* of side  $2r$  and centre  $x = (x_1, \dots, x_n)$  is the set  $\{y = (y_1, \dots, y_n) : |y_i - x_i| \leq r \text{ for all } i = 1, \dots, n\}$ . (A cube in  $\mathbb{R}^2$  is just a square and in  $\mathbb{R}^1$  is an interval.)

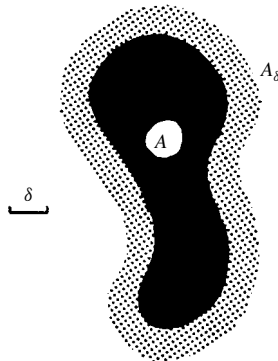
From time to time we refer to the  $\delta$ -neighbourhood or  $\delta$ -parallel body,  $A_\delta$ , of a set  $A$ , that is the set of points within distance  $\delta$  of  $A$ ; thus  $A_\delta = \{x : |x - y| \leq \delta \text{ for some } y \text{ in } A\}$ ; see figure 1.1.

We write  $A \cup B$  for the *union* of the sets  $A$  and  $B$ , i.e. the set of points belonging to either  $A$  or  $B$ , or both. Similarly, we write  $A \cap B$  for their *intersection*, the points in both  $A$  and  $B$ . More generally,  $\bigcup_\alpha A_\alpha$  denotes the union of an arbitrary collection of sets  $\{A_\alpha\}$ , i.e. those points in at least one of the sets  $A_\alpha$ , and  $\bigcap_\alpha A_\alpha$  denotes their intersection, consisting of the set of points common to all of the  $A_\alpha$ . A collection of sets is *disjoint* if the intersection of any pair is the empty set. The *difference*  $A \setminus B$  of  $A$  and  $B$  consists of the points in  $A$  but not  $B$ . The set  $\mathbb{R}^n \setminus A$  is termed the *complement* of  $A$ .

The set of all ordered pairs  $\{(a, b) : a \in A \text{ and } b \in B\}$  is called the (*Cartesian*) *product* of  $A$  and  $B$  and is denoted by  $A \times B$ . If  $A \subset \mathbb{R}^n$  and  $B \subset \mathbb{R}^m$  then  $A \times B \subset \mathbb{R}^{n+m}$ .

If  $A$  and  $B$  are subsets of  $\mathbb{R}^n$  and  $\lambda$  is a real number, we define the *vector sum* of the sets as  $A + B = \{x + y : x \in A \text{ and } y \in B\}$  and we define the *scalar multiple*  $\lambda A = \{\lambda x : x \in A\}$ .

An infinite set  $A$  is *countable* if its elements can be listed in the form  $x_1, x_2, \dots$  with every element of  $A$  appearing at a specific place in the list; otherwise the



**Figure 1.1** A set  $A$  and its  $\delta$ -neighbourhood  $A_\delta$

set is *uncountable*. The sets  $\mathbb{Z}$  and  $\mathbb{Q}$  are countable but  $\mathbb{R}$  is uncountable. Note that a countable union of countable sets is countable.

If  $A$  is any non-empty set of real numbers then the *supremum*  $\sup A$  is the least number  $m$  such that  $x \leq m$  for every  $x$  in  $A$ , or is  $\infty$  if no such number exists. Similarly, the *infimum*  $\inf A$  is the greatest number  $m$  such that  $m \leq x$  for all  $x$  in  $A$ , or is  $-\infty$ . Intuitively the supremum and infimum are thought of as the maximum and minimum of the set, though it is important to realize that  $\sup A$  and  $\inf A$  need not be members of the set  $A$  itself. For example,  $\sup(0, 1) = 1$ , but  $1 \notin (0, 1)$ . We write  $\sup_{x \in B}(\ )$  for the supremum of the quantity in brackets, which may depend on  $x$ , as  $x$  ranges over the set  $B$ .

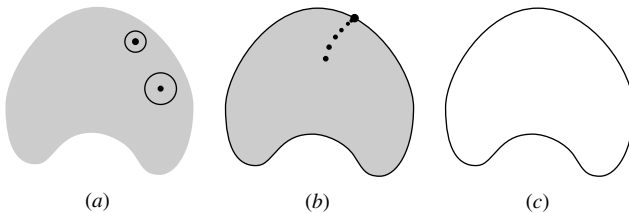
We define the *diameter*  $|A|$  of a (non-empty) subset of  $\mathbb{R}^n$  as the greatest distance apart of pairs of points in  $A$ . Thus  $|A| = \sup\{|x - y| : x, y \in A\}$ . In  $\mathbb{R}^n$  a ball of radius  $r$  has diameter  $2r$ , and a cube of side length  $\delta$  has diameter  $\delta\sqrt{n}$ . A set  $A$  is *bounded* if it has finite diameter, or, equivalently, if  $A$  is contained in some (sufficiently large) ball.

Convergence of sequences is defined in the usual way. A sequence  $\{x_k\}$  in  $\mathbb{R}^n$  *converges* to a point  $x$  of  $\mathbb{R}^n$  as  $k \rightarrow \infty$  if, given  $\varepsilon > 0$ , there exists a number  $K$  such that  $|x_k - x| < \varepsilon$  whenever  $k > K$ , that is if  $|x_k - x|$  converges to 0. The number  $x$  is called the *limit* of the sequence, and we write  $x_k \rightarrow x$  or  $\lim_{k \rightarrow \infty} x_k = x$ .

The ideas of ‘open’ and ‘closed’ that have been mentioned in connection with balls apply to much more general sets. Intuitively, a set is closed if it contains its boundary and open if it contains none of its boundary points. More precisely, a subset  $A$  of  $\mathbb{R}^n$  is *open* if, for all points  $x$  in  $A$  there is some ball  $B(x, r)$ , centred at  $x$  and of positive radius, that is contained in  $A$ . A set is *closed* if, whenever  $\{x_k\}$  is a sequence of points of  $A$  converging to a point  $x$  of  $\mathbb{R}^n$ , then  $x$  is in  $A$ ; see figure 1.2. The empty set  $\emptyset$  and  $\mathbb{R}^n$  are regarded as both open and closed.

It may be shown that a set is open if and only if its complement is closed. The union of any collection of open sets is open, as is the intersection of any finite number of open sets. The intersection of any collection of closed sets is closed, as is the union of any finite number of closed sets, see Exercise 1.6.

A set  $A$  is called a *neighbourhood* of a point  $x$  if there is some (small) ball  $B(x, r)$  centred at  $x$  and contained in  $A$ .



**Figure 1.2** (a) An open set—there is a ball contained in the set centred at each point of the set. (b) A closed set—the limit of any convergent sequence of points from the set lies in the set. (c) The boundary of the set in (a) or (b)

The intersection of all the closed sets containing a set  $A$  is called the *closure* of  $A$ , written  $\overline{A}$ . The union of all the open sets contained in  $A$  is the *interior*  $\text{int}(A)$  of  $A$ . The closure of  $A$  is thought of as the smallest closed set containing  $A$ , and the interior as the largest open set contained in  $A$ . The *boundary*  $\partial A$  of  $A$  is given by  $\partial A = \overline{A} \setminus \text{int}(A)$ , thus  $x \in \partial A$  if and only if the ball  $B(x, r)$  intersects both  $A$  and its complement for all  $r > 0$ .

A set  $B$  is a *dense* subset of  $A$  if  $B \subset A \subset \overline{B}$ , i.e. if there are points of  $B$  arbitrarily close to each point of  $A$ .

A set  $A$  is *compact* if any collection of open sets which covers  $A$  (i.e. with union containing  $A$ ) has a finite subcollection which also covers  $A$ . Technically, compactness is an extremely useful property that enables infinite sets of conditions to be reduced to finitely many. However, as far as most of this book is concerned, it is enough to take the definition of a compact subset of  $\mathbb{R}^n$  as one that is both closed and bounded.

The intersection of any collection of compact sets is compact. It may be shown that if  $A_1 \supset A_2 \supset \dots$  is a decreasing sequence of compact sets then the intersection  $\bigcap_{i=1}^{\infty} A_i$  is non-empty, see Exercise 1.7. Moreover, if  $\bigcap_{i=1}^{\infty} A_i$  is contained in  $V$  for some open set  $V$ , then the finite intersection  $\bigcap_{i=1}^k A_i$  is contained in  $V$  for some  $k$ .

A subset  $A$  of  $\mathbb{R}^n$  is *connected* if there do not exist open sets  $U$  and  $V$  such that  $U \cup V$  contains  $A$  with  $A \cap U$  and  $A \cap V$  disjoint and non-empty. Intuitively, we think of a set  $A$  as connected if it consists of just one ‘piece’. The largest connected subset of  $A$  containing a point  $x$  is called the *connected component* of  $x$ . The set  $A$  is *totally disconnected* if the connected component of each point consists of just that point. This will certainly be so if for every pair of points  $x$  and  $y$  in  $A$  we can find disjoint open sets  $U$  and  $V$  such that  $x \in U$ ,  $y \in V$  and  $A \subset U \cup V$ .

There is one further class of set that must be mentioned though its precise definition is indirect and should not concern the reader unduly. The class of *Borel sets* is the smallest collection of subsets of  $\mathbb{R}^n$  with the following properties:

- (a) every open set and every closed set is a Borel set;
- (b) the union of every finite or countable collection of Borel sets is a Borel set, and the intersection of every finite or countable collection of Borel sets is a Borel set.

Throughout this book, virtually all of the subsets of  $\mathbb{R}^n$  that will be of any interest to us will be Borel sets. Any set that can be constructed using a sequence of countable unions or intersections starting with the open sets or closed sets will certainly be Borel. The reader will not go far wrong in work of the sort described in this book by assuming that all the sets encountered are Borel sets.

## 1.2 Functions and limits

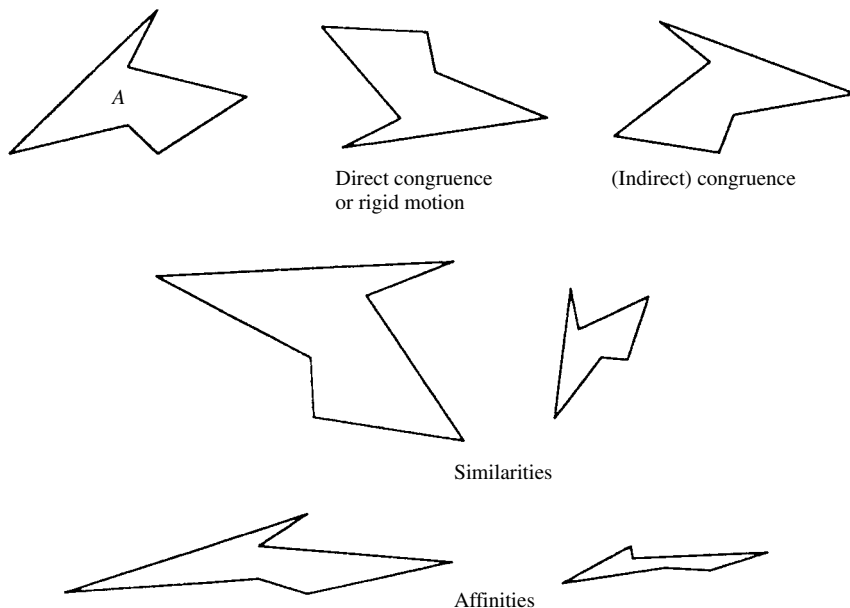
Let  $X$  and  $Y$  be any sets. A *mapping*, *function* or *transformation*  $f$  from  $X$  to  $Y$  is a rule or formula that associates a point  $f(x)$  of  $Y$  with each point  $x$  of  $X$ .

We write  $f : X \rightarrow Y$  to denote this situation;  $X$  is called the *domain* of  $f$  and  $Y$  is called the *codomain*. If  $A$  is any subset of  $X$  we write  $f(A)$  for the *image* of  $A$ , given by  $\{f(x) : x \in A\}$ . If  $B$  is a subset of  $Y$ , we write  $f^{-1}(B)$  for the *inverse image* or *pre-image* of  $B$ , i.e. the set  $\{x \in X : f(x) \in B\}$ ; note that in this context the inverse image of a single point can contain many points.

A function  $f : X \rightarrow Y$  is called an *injection* or a *one-to-one* function if  $f(x) \neq f(y)$  whenever  $x \neq y$ , i.e. different elements of  $X$  are mapped to different elements of  $Y$ . The function is called a *surjection* or an *onto* function if, for every  $y$  in  $Y$ , there is an element  $x$  in  $X$  with  $f(x) = y$ , i.e. every element of  $Y$  is the image of some point in  $X$ . A function that is both an injection and a surjection is called a *bijection* or *one-to-one correspondence* between  $X$  and  $Y$ . If  $f : X \rightarrow Y$  is a bijection then we may define the *inverse function*  $f^{-1} : Y \rightarrow X$  by taking  $f^{-1}(y)$  as the unique element of  $X$  such that  $f(x) = y$ . In this situation,  $f^{-1}(f(x)) = x$  for  $x$  in  $X$  and  $f(f^{-1}(y)) = y$  for  $y$  in  $Y$ .

The *composition* of the functions  $f : X \rightarrow Y$  and  $g : Y \rightarrow Z$  is the function  $g \circ f : X \rightarrow Z$  given by  $(g \circ f)(x) = g(f(x))$ . This definition extends to the composition of any finite number of functions in the obvious way.

Certain functions from  $\mathbb{R}^n$  to  $\mathbb{R}^n$  have a particular geometric significance; often in this context they are referred to as transformations and are denoted by capital letters. Their effects are shown in figure 1.3. The transformation  $S : \mathbb{R}^n \rightarrow \mathbb{R}^n$  is called a *congruence* or *isometry* if it preserves distances, i.e. if  $|S(x) - S(y)| = |x - y|$  for  $x, y$  in  $\mathbb{R}^n$ . Congruences also preserve angles, and transform sets into geometrically congruent ones. Special cases include *translations*, which are



**Figure 1.3** The effect of various transformations on a set  $A$



of the form  $S(x) = x + a$  and have the effect of shifting points parallel to the vector  $a$ , *rotations* which have a centre  $a$  such that  $|S(x) - a| = |x - a|$  for all  $x$  (for convenience we also regard the identity transformation given by  $I(x) = x$  as a rotation) and *reflections* which map points to their mirror images in some  $(n - 1)$ -dimensional plane. A congruence that may be achieved by a combination of a rotation and a translation, i.e. does not involve reflection, is called a *rigid motion* or *direct congruence*. A transformation  $S : \mathbb{R}^n \rightarrow \mathbb{R}^n$  is a *similarity of ratio* or *scale*  $c > 0$  if  $|S(x) - S(y)| = c|x - y|$  for all  $x, y$  in  $\mathbb{R}^n$ . A similarity transforms sets into geometrically similar ones with all lengths multiplied by the factor  $c$ .

A transformation  $T : \mathbb{R}^n \rightarrow \mathbb{R}^n$  is *linear* if  $T(x + y) = T(x) + T(y)$  and  $T(\lambda x) = \lambda T(x)$  for all  $x, y \in \mathbb{R}^n$  and  $\lambda \in \mathbb{R}$ ; linear transformations may be represented by matrices in the usual way. Such a linear transformation is *non-singular* if  $T(x) = 0$  if and only if  $x = 0$ . If  $S : \mathbb{R}^n \rightarrow \mathbb{R}^n$  is of the form  $S(x) = T(x) + a$ , where  $T$  is a non-singular linear transformation and  $a$  is a point in  $\mathbb{R}^n$ , then  $S$  is called an *affine transformation* or an *affinity*. An affinity may be thought of as a shearing transformation; its contracting or expanding effect need not be the same in every direction. However, if  $T$  is orthonormal, then  $S$  is a congruence, and if  $T$  is a scalar multiple or an orthonormal transformation then  $T$  is a similarity.

It is worth pointing out that such classes of transformation form groups under composition of mappings. For example, the composition of two translations is a translation, the identity transformation is trivially a translation, and the inverse of a translation is a translation. Finally, the associative law  $S \circ (T \circ U) = (S \circ T) \circ U$  holds for all translations  $S, T, U$ . Similar group properties hold for the congruences, the rigid motions, the similarities and the affinities.

A function  $f : X \rightarrow Y$  is called a *Hölder function of exponent*  $\alpha$  if

$$|f(x) - f(y)| \leq c|x - y|^\alpha \quad (x, y \in X)$$

for some constant  $c \geq 0$ . The function  $f$  is called a *Lipschitz function* if  $\alpha$  may be taken to be equal to 1, that is if

$$|f(x) - f(y)| \leq c|x - y| \quad (x, y \in X)$$

and a *bi-Lipschitz function* if

$$c_1|x - y| \leq |f(x) - f(y)| \leq c_2|x - y| \quad (x, y \in X)$$

for  $0 < c_1 \leq c_2 < \infty$ , in which case both  $f$  and  $f^{-1} : f(X) \rightarrow X$  are Lipschitz functions.

We next remind readers of the basic ideas of limits and continuity of functions. Let  $X$  and  $Y$  be subsets of  $\mathbb{R}^n$  and  $\mathbb{R}^m$  respectively, let  $f : X \rightarrow Y$  be a function, and let  $a$  be a point of  $\overline{X}$ . We say that  $f(x)$  has *limit*  $y$  (or *tends to*  $y$ , or *converges to*  $y$ ) as  $x$  tends to  $a$ , if, given  $\varepsilon > 0$ , there exists  $\delta > 0$  such that  $|f(x) - y| < \varepsilon$  for all  $x \in X$  with  $|x - a| < \delta$ . We denote this by writing  $f(x) \rightarrow y$  as  $x \rightarrow a$

or by  $\lim_{x \rightarrow a} f(x) = y$ . For a function  $f : X \rightarrow \mathbb{R}$  we say that  $f(x)$  *tends to infinity* (written  $f(x) \rightarrow \infty$ ) as  $x \rightarrow a$  if, given  $M$ , there exists  $\delta > 0$  such that  $f(x) > M$  whenever  $|x - a| < \delta$ . The definition of  $f(x) \rightarrow -\infty$  is similar.

Suppose, now, that  $f : \mathbb{R}^+ \rightarrow \mathbb{R}$ . We shall frequently be interested in the values of such functions for small positive values of  $x$ . Note that if  $f(x)$  is increasing as  $x$  decreases, then  $\lim_{x \rightarrow 0} f(x)$  exists either as a finite limit or as  $\infty$ , and if  $f(x)$  is decreasing as  $x$  decreases then  $\lim_{x \rightarrow 0} f(x)$  exists and is finite or  $-\infty$ . Of course,  $f(x)$  can fluctuate wildly for small  $x$  and  $\lim_{x \rightarrow 0} f(x)$  need not exist at all. We use lower and upper limits to describe such fluctuations. We define the *lower limit* as

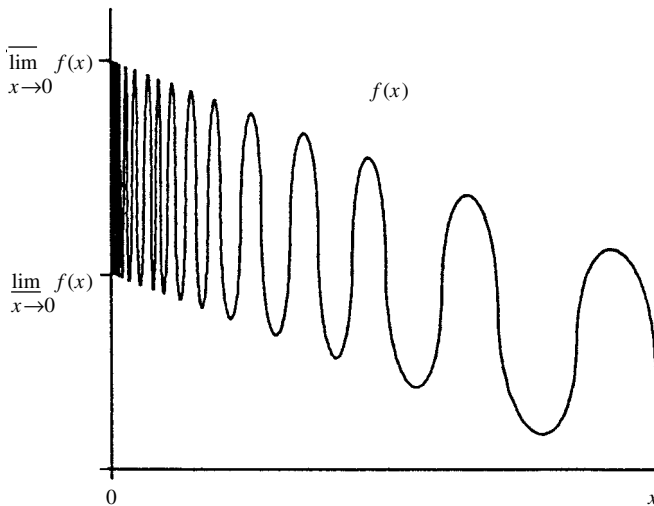
$$\underline{\lim}_{x \rightarrow 0} f(x) \equiv \lim_{r \rightarrow 0} (\inf\{f(x) : 0 < x < r\}).$$

Since  $\inf\{f(x) : 0 < x < r\}$  is either  $-\infty$  for all positive  $r$  or else increases as  $r$  decreases,  $\underline{\lim}_{x \rightarrow 0} f(x)$  always exists. Similarly, the *upper limit* is defined as

$$\overline{\lim}_{x \rightarrow 0} f(x) \equiv \lim_{r \rightarrow 0} (\sup\{f(x) : 0 < x < r\}).$$

The lower and upper limits exist (as real numbers or  $-\infty$  or  $\infty$ ) for every function  $f$ , and are indicative of the variation in values of  $f$  for  $x$  close to 0; see figure 1.4. Clearly,  $\underline{\lim}_{x \rightarrow 0} f(x) \leq \overline{\lim}_{x \rightarrow 0} f(x)$ ; if the lower and upper limits are equal, then  $\lim_{x \rightarrow 0} f(x)$  exists and equals this common value. Note that if  $f(x) \leq g(x)$  for  $x > 0$  then  $\underline{\lim}_{x \rightarrow 0} f(x) \leq \underline{\lim}_{x \rightarrow 0} g(x)$  and  $\overline{\lim}_{x \rightarrow 0} f(x) \leq \overline{\lim}_{x \rightarrow 0} g(x)$ . In the same way, it is possible to define lower and upper limits as  $x \rightarrow a$  for functions  $f : X \rightarrow \mathbb{R}$  where  $X$  is a subset of  $\mathbb{R}^n$  with  $a$  in  $\overline{X}$ .

We often need to compare two functions  $f, g : \mathbb{R}^+ \rightarrow \mathbb{R}$  for small values. We write  $f(x) \sim g(x)$  to mean that  $f(x)/g(x) \rightarrow 1$  as  $x \rightarrow 0$ . We will often



**Figure 1.4** The upper and lower limits of a function

have that  $f(x) \sim x^s$ ; in other words that  $f$  obeys an approximate power law of exponent  $s$  when  $x$  is small. We use the notation  $f(x) \simeq g(x)$  more loosely, to mean that  $f(x)$  and  $g(x)$  are approximately equal in some sense, to be specified in the particular circumstances.

Recall that function  $f : X \rightarrow Y$  is *continuous* at a point  $a$  of  $X$  if  $f(x) \rightarrow f(a)$  as  $x \rightarrow a$ , and is *continuous on  $X$*  if it is continuous at all points of  $X$ . In particular, Lipschitz and Hölder mappings are continuous. If  $f : X \rightarrow Y$  is a continuous bijection with continuous inverse  $f^{-1} : Y \rightarrow X$  then  $f$  is called a *homeomorphism*, and  $X$  and  $Y$  are termed *homeomorphic* sets. Congruences, similarities and affine transformations on  $\mathbb{R}^n$  are examples of homeomorphisms.

The function  $f : \mathbb{R} \rightarrow \mathbb{R}$  is *differentiable* at  $x$  with the number  $f'(x)$  as *derivative* if

$$\lim_{h \rightarrow 0} \frac{f(x+h) - f(x)}{h} = f'(x).$$

In particular, the mean value theorem applies: given  $a < b$  and  $f$  differentiable on  $[a, b]$  there exists  $c$  with  $a < c < b$  such that

$$\frac{f(b) - f(a)}{b - a} = f'(c)$$

(intuitively, any chord of the graph of  $f$  is parallel to the slope of  $f$  at some intermediate point). A function  $f$  is *continuously differentiable* if  $f'(x)$  is continuous in  $x$ .

More generally, if  $f : \mathbb{R}^n \rightarrow \mathbb{R}^n$ , we say that  $f$  is *differentiable* at  $x$  with *derivative* the linear mapping  $f'(x) : \mathbb{R}^n \rightarrow \mathbb{R}^n$  if

$$\lim_{|h| \rightarrow 0} \frac{|f(x+h) - f(x) - f'(x)h|}{|h|} = 0.$$

Occasionally, we shall be interested in the convergence of a sequence of functions  $f_k : X \rightarrow Y$  where  $X$  and  $Y$  are subsets of Euclidean spaces. We say that functions  $f_k$  converge *pointwise* to a function  $f : X \rightarrow Y$  if  $f_k(x) \rightarrow f(x)$  as  $k \rightarrow \infty$  for each  $x$  in  $X$ . We say that the convergence is *uniform* if  $\sup_{x \in X} |f_k(x) - f(x)| \rightarrow 0$  as  $k \rightarrow \infty$ . Uniform convergence is a rather stronger property than pointwise convergence; the rate at which the limit is approached is uniform across  $X$ . If the functions  $f_k$  are continuous and converge uniformly to  $f$ , then  $f$  is continuous.

Finally, we remark that logarithms will always be to base  $e$ . Recall that, for  $a, b > 0$ , we have that  $\log ab = \log a + \log b$ , and that  $\log a^c = c \log a$  for real numbers  $c$ . The identity  $a^c = b^{c \log a / \log b}$  will often be used. The logarithm is the inverse of the exponential function, so that  $e^{\log x} = x$ , for  $x > 0$ , and  $\log e^y = y$  for  $y \in \mathbb{R}$ .

### 1.3 Measures and mass distributions

Anyone studying the mathematics of fractals will not get far before encountering measures in some form or other. Many people are put off by the seemingly technical nature of measure theory—often unnecessarily so, since for most fractal applications only a few basic ideas are needed. Moreover, these ideas are often already familiar in the guise of the mass or charge distributions encountered in basic physics.

We need only be concerned with measures on subsets of  $\mathbb{R}^n$ . Basically a measure is just a way of ascribing a numerical ‘size’ to sets, such that if a set is decomposed into a finite or countable number of pieces in a reasonable way, then the size of the whole is the sum of the sizes of the pieces.

We call  $\mu$  a *measure* on  $\mathbb{R}^n$  if  $\mu$  assigns a non-negative number, possibly  $\infty$ , to each subset of  $\mathbb{R}^n$  such that:

$$(a) \mu(\emptyset) = 0; \quad (1.1)$$

$$(b) \mu(A) \leq \mu(B) \quad \text{if } A \subset B; \quad (1.2)$$

$$(c) \text{ if } A_1, A_2, \dots \text{ is a countable (or finite) sequence of sets then}$$

$$\mu\left(\bigcup_{i=1}^{\infty} A_i\right) \leq \sum_{i=1}^{\infty} \mu(A_i) \quad (1.3)$$

with equality in (1.3), i.e.

$$\mu\left(\bigcup_{i=1}^{\infty} A_i\right) = \sum_{i=1}^{\infty} \mu(A_i), \quad (1.4)$$

if the  $A_i$  are disjoint Borel sets.

We call  $\mu(A)$  the *measure* of the set  $A$ , and think of  $\mu(A)$  as the size of  $A$  measured in some way. Condition (a) says that the empty set has zero measure, condition (b) says ‘the larger the set, the larger the measure’ and (c) says that if a set is a union of a countable number of pieces (which may overlap) then the sum of the measure of the pieces is at least equal to the measure of the whole. If a set is decomposed into a countable number of disjoint Borel sets then the total measure of the pieces equals the measure of the whole.

*Technical note.* For the measures that we shall encounter, (1.4) generally holds for a much wider class of sets than just the Borel sets, in particular for all images of Borel sets under continuous functions. However, for reasons that need not concern us here, we cannot in general require that (1.4) holds for every countable collection of disjoint sets  $A_i$ . The reader who is familiar with measure theory will realize that our definition of a measure on  $\mathbb{R}^n$  is the definition of what would normally be termed ‘an outer measure on  $\mathbb{R}^n$  for which the Borel sets are measurable’. However, to save frequent referral to ‘measurable sets’ it

is convenient to have  $\mu(A)$  defined for every set  $A$ , and, since we are usually interested in measures of Borel sets, it is enough to have (1.4) holding for Borel sets rather than for a larger class. If  $\mu$  is defined and satisfies (1.1)–(1.4) for the Borel sets, the definition of  $\mu$  may be extended to an outer measure on all sets in such a way that (1.1)–(1.3) hold, so our definition is consistent with the usual one.

If  $A \supset B$  then  $A$  may be expressed as a disjoint union  $A = B \cup (A \setminus B)$ , so it is immediate from (1.4) that, if  $A$  and  $B$  are Borel sets,

$$\mu(A \setminus B) = \mu(A) - \mu(B). \quad (1.5)$$

Similarly, if  $A_1 \subset A_2 \subset \dots$  is an increasing sequence of Borel sets then

$$\lim_{i \rightarrow \infty} \mu(A_i) = \mu \left( \bigcup_{i=1}^{\infty} A_i \right). \quad (1.6)$$

To see this, note that  $\bigcup_{i=1}^{\infty} A_i = A_1 \cup (A_2 \setminus A_1) \cup (A_3 \setminus A_2) \cup \dots$ , with this union disjoint, so that

$$\begin{aligned} \mu \left( \bigcup_{i=1}^{\infty} A_i \right) &= \mu(A_1) + \sum_{i=1}^{\infty} (\mu(A_{i+1}) - \mu(A_i)) \\ &= \mu(A_1) + \lim_{k \rightarrow \infty} \sum_{i=1}^k (\mu(A_{i+1}) - \mu(A_i)) \\ &= \lim_{k \rightarrow \infty} \mu(A_k). \end{aligned}$$

More generally, it can be shown that if, for  $\delta > 0$ ,  $A_\delta$  are Borel sets that are increasing as  $\delta$  decreases, i.e.  $A_{\delta'} \subset A_\delta$  for  $0 < \delta < \delta'$ , then

$$\lim_{\delta \rightarrow 0} \mu(A_\delta) = \mu \left( \bigcup_{\delta > 0} A_\delta \right). \quad (1.7)$$

We think of the support of a measure as the set on which the measure is concentrated. Formally, the *support* of  $\mu$ , written  $\text{spt } \mu$ , is the smallest closed set  $X$  such that  $\mu(\mathbb{R}^n \setminus X) = 0$ . The support of a measure is always closed and  $x$  is in the support if and only if  $\mu(B(x, r)) > 0$  for all positive radii  $r$ . We say that  $\mu$  is a measure *on* a set  $A$  if  $A$  contains the support of  $\mu$ .

A measure on a bounded subset of  $\mathbb{R}^n$  for which  $0 < \mu(\mathbb{R}^n) < \infty$  will be called a *mass distribution*, and we think of  $\mu(A)$  as the mass of the set  $A$ . We often think of this intuitively: we take a finite mass and spread it in some way across a set  $X$  to get a mass distribution on  $X$ ; the conditions for a measure will then be satisfied.

We give some examples of measures and mass distributions. In general, we omit the proofs that measures with the stated properties exist. Much of technical measure theory concerns the existence of such measures, but, as far as applications go, their existence is intuitively reasonable, and can be taken on trust.

### Example 1.1. The counting measure

For each subset  $A$  of  $\mathbb{R}^n$  let  $\mu(A)$  be the number of points in  $A$  if  $A$  is finite, and  $\infty$  otherwise. Then  $\mu$  is a measure on  $\mathbb{R}^n$ .

### Example 1.2. Point mass

Let  $a$  be a point in  $\mathbb{R}^n$  and define  $\mu(A)$  to be 1 if  $A$  contains  $a$ , and 0 otherwise. Then  $\mu$  is a mass distribution, thought of as a point mass concentrated at  $a$ .

### Example 1.3. Lebesgue measure on $\mathbb{R}$

Lebesgue measure  $\mathcal{L}^1$  extends the idea of ‘length’ to a large collection of subsets of  $\mathbb{R}$  that includes the Borel sets. For open and closed intervals, we take  $\mathcal{L}^1(a, b) = \mathcal{L}^1[a, b] = b - a$ . If  $A = \bigcup_i [a_i, b_i]$  is a finite or countable union of disjoint intervals, we let  $\mathcal{L}^1(A) = \sum (b_i - a_i)$  be the length of  $A$  thought of as the sum of the length of the intervals. This leads us to the definition of the *Lebesgue measure*  $\mathcal{L}^1(A)$  of an arbitrary set  $A$ . We define

$$\mathcal{L}^1(A) = \inf \left\{ \sum_{i=1}^{\infty} (b_i - a_i) : A \subset \bigcup_{i=1}^{\infty} [a_i, b_i] \right\},$$

that is, we look at all coverings of  $A$  by countable collections of intervals, and take the smallest total interval length possible. It is not hard to see that (1.1)–(1.3) hold; it is rather harder to show that (1.4) holds for disjoint Borel sets  $A_i$ , and we avoid this question here. (In fact, (1.4) holds for a much larger class of sets than the Borel sets, ‘the Lebesgue measurable sets’, but not for all subsets of  $\mathbb{R}$ .) Lebesgue measure on  $\mathbb{R}$  is generally thought of as ‘length’, and we often write  $\text{length}(A)$  for  $\mathcal{L}^1(A)$  when we wish to emphasize this intuitive meaning.

### Example 1.4. Lebesgue measure on $\mathbb{R}^n$

If  $A = \{(x_1, \dots, x_n) \in \mathbb{R}^n : a_i \leq x_i \leq b_i\}$  is a ‘coordinate parallelepiped’ in  $\mathbb{R}^n$ , the  $n$ -dimensional volume of  $A$  is given by

$$\text{vol}^n(A) = (b_1 - a_1)(b_2 - a_2) \cdots (b_n - a_n).$$

(Of course,  $\text{vol}^1$  is length, as in Example 1.3,  $\text{vol}^2$  is area and  $\text{vol}^3$  is the usual 3-dimensional volume.) Then  $n$ -dimensional Lebesgue measure  $\mathcal{L}^n$  may be thought

of as the extension of  $n$ -dimensional volume to a large class of sets. Just as in Example 1.3, we obtain a measure on  $\mathbb{R}^n$  by defining

$$\mathcal{L}^n(A) = \inf \left\{ \sum_{i=1}^{\infty} \text{vol}^n(A_i) : A \subset \bigcup_{i=1}^{\infty} A_i \right\}$$

where the infimum is taken over all coverings of  $A$  by coordinate parallelepipeds  $A_i$ . We get that  $\mathcal{L}^n(A) = \text{vol}^n(A)$  if  $A$  is a coordinate parallelepiped or, indeed, any set for which the volume can be determined by the usual rules of mensuration. Again, to aid intuition, we sometimes write  $\text{area}(A)$  in place of  $\mathcal{L}^2(A)$ ,  $\text{vol}(A)$  for  $\mathcal{L}^3(A)$  and  $\text{vol}^n(A)$  for  $\mathcal{L}^n(A)$ .

Sometimes, we need to define ‘ $k$ -dimensional’ volume on a  $k$ -dimensional plane  $X$  in  $\mathbb{R}^n$ ; this may be done by identifying  $X$  with  $\mathbb{R}^k$  and using  $\mathcal{L}^k$  on subsets of  $X$  in the obvious way.

### Example 1.5. Uniform mass distribution on a line segment

Let  $L$  be a line segment of unit length in the plane. Define  $\mu(A) = \mathcal{L}^1(L \cap A)$  i.e. the ‘length’ of intersection of  $A$  with  $L$ . Then  $\mu$  is a mass distribution with support  $L$ , since  $\mu(A) = 0$  if  $A \cap L = \emptyset$ . We may think of  $\mu$  as unit mass spread evenly along the line segment  $L$ .

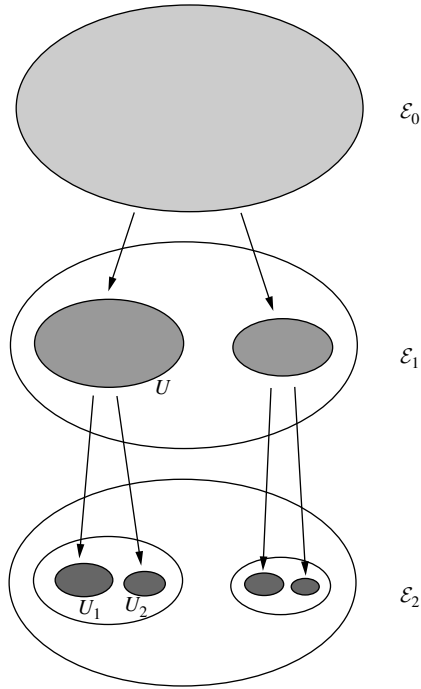
### Example 1.6. Restriction of a measure

Let  $\mu$  be a measure on  $\mathbb{R}^n$  and  $E$  a Borel subset of  $\mathbb{R}^n$ . We may define a measure  $\nu$  on  $\mathbb{R}^n$ , called the *restriction of  $\mu$  to  $E$* , by  $\nu(A) = \mu(E \cap A)$  for every set  $A$ . Then  $\nu$  is a measure on  $\mathbb{R}^n$  with support contained in  $\overline{E}$ .

As far as this book is concerned, the most important measures we shall meet are the  $s$ -dimensional Hausdorff measures  $\mathcal{H}^s$  on subsets of  $\mathbb{R}^n$ , where  $0 \leq s \leq n$ . These measures, which are introduced in Section 2.1, are a generalization of Lebesgue measures to dimensions that are not necessarily integral.

The following method is often used to construct a mass distribution on a subset of  $\mathbb{R}^n$ . It involves repeated subdivision of a mass between parts of a bounded Borel set  $E$ . Let  $\mathcal{E}_0$  consist of the single set  $E$ . For  $k = 1, 2, \dots$  we let  $\mathcal{E}_k$  be a collection of disjoint Borel subsets of  $E$  such that each set  $U$  in  $\mathcal{E}_k$  is contained in one of the sets of  $\mathcal{E}_{k-1}$  and contains a finite number of the sets in  $\mathcal{E}_{k+1}$ . We assume that the maximum diameter of the sets in  $\mathcal{E}_k$  tends to 0 as  $k \rightarrow \infty$ . We define a mass distribution on  $E$  by repeated subdivision; see figure 1.5. We let  $\mu(E)$  satisfy  $0 < \mu(E) < \infty$ , and we split this mass between the sets  $U_1, \dots, U_m$  in  $\mathcal{E}_1$  by defining  $\mu(U_i)$  in such a way that  $\sum_{i=1}^m \mu(U_i) = \mu(E)$ . Similarly, we assign masses to the sets of  $\mathcal{E}_2$  so that if  $U_1, \dots, U_m$  are the sets of  $\mathcal{E}_2$  contained in a set  $U$  of  $\mathcal{E}_1$ , then  $\sum_{i=1}^m \mu(U_i) = \mu(U)$ . In general, we assign masses so that

$$\sum_i \mu(U_i) = \mu(U) \tag{1.8}$$



**Figure 1.5** Steps in the construction of a mass distribution  $\mu$  by repeated subdivision. The mass on the sets of  $\mathcal{E}_k$  is divided between the sets of  $\mathcal{E}_{k+1}$ ; so, for example,  $\mu(U) = \mu(U_1) + \mu(U_2)$

for each set  $U$  of  $\mathcal{E}_k$ , where the  $\{U_i\}$  are the disjoint sets in  $\mathcal{E}_{k+1}$  contained in  $U$ . For each  $k$ , we let  $E_k$  be the union of the sets in  $\mathcal{E}_k$ , and we define  $\mu(A) = 0$  for all  $A$  with  $A \cap E_k = \emptyset$ .

Let  $\mathcal{E}$  denote the collection of sets that belong to  $\mathcal{E}_k$  for some  $k$  together with the subsets of  $\mathbb{R}^n \setminus E_k$ . The above procedure defines the mass  $\mu(A)$  of every set  $A$  in  $\mathcal{E}$ , and it should seem reasonable that, by building up sets from the sets in  $\mathcal{E}$ , it specifies enough about the distribution of the mass  $\mu$  across  $E$  to determine  $\mu(A)$  for any (Borel) set  $A$ . This is indeed the case, as the following proposition states.

### Proposition 1.7

*Let  $\mu$  be defined on a collection of sets  $\mathcal{E}$  as above. Then the definition of  $\mu$  may be extended to all subsets of  $\mathbb{R}^n$  so that  $\mu$  becomes a measure. The value of  $\mu(A)$  is uniquely determined if  $A$  is a Borel set. The support of  $\mu$  is contained in  $\bigcap_{k=1}^{\infty} \overline{E}_k$ .*

**Note on Proof.** If  $A$  is any subset of  $\mathbb{R}^n$ , let

$$\mu(A) = \inf \left\{ \sum_i \mu(U_i) : A \subset \bigcup_i U_i \text{ and } U_i \in \mathcal{E} \right\}. \quad (1.9)$$



(Thus we take the smallest value we can of  $\sum_{i=1}^{\infty} \mu(U_i)$  where the sets  $U_i$  are in  $\mathcal{E}$  and cover  $A$ ; we have already defined  $\mu(U_i)$  for such  $U_i$ .) It is not difficult to see that if  $A$  is one of the sets in  $\mathcal{E}$ , then (1.9) reduces to the mass  $\mu(A)$  specified in the construction. The complete proof that  $\mu$  satisfies all the conditions of a measure and that its values on the sets of  $\mathcal{E}$  determine its values on the Borel sets is quite involved, and need not concern us here. Since  $\mu(\mathbb{R}^n \setminus E_k) = 0$ , we have  $\mu(A) = 0$  if  $A$  is an open set that does not intersect  $E_k$  for some  $k$ , so the support of  $\mu$  is in  $\overline{E_k}$  for all  $k$ .  $\square$

### Example 1.8

Let  $\mathcal{E}_k$  denote the collection of ‘binary intervals’ of length  $2^{-k}$  of the form  $[r2^{-k}, (r+1)2^{-k})$  where  $0 \leq r \leq 2^k - 1$ . If we take  $\mu[r2^{-k}, (r+1)2^{-k}) = 2^{-k}$  in the above construction, we get that  $\mu$  is Lebesgue measure on  $[0, 1]$ .

*Note on calculation.* Clearly, if  $I$  is an interval in  $\mathcal{E}_k$  of length  $2^{-k}$  and  $I_1, I_2$  are the two subintervals of  $I$  in  $\mathcal{E}_{k+1}$  of length  $2^{-k-1}$ , we have  $\mu(I) = \mu(I_1) + \mu(I_2)$  which is (1.8). By Proposition 1.7  $\mu$  extends to a mass distribution on  $[0, 1]$ . We have  $\mu(I) = \text{length}(I)$  for  $I$  in  $\mathcal{E}$ , and it may be shown that this implies that  $\mu$  coincides with Lebesgue measure on any set.  $\square$

We say that a property holds for *almost all*  $x$ , or *almost everywhere* (with respect to a measure  $\mu$ ) if the set for which the property fails has  $\mu$ -measure zero. For example, we might say that almost all real numbers are irrational with respect to Lebesgue measure. The rational numbers  $\mathbb{Q}$  are countable; they may be listed as  $x_1, x_2, \dots$ , say, so that  $\mathcal{L}^1(\mathbb{Q}) = \sum_{i=1}^{\infty} \mathcal{L}^1\{x_i\} = 0$ .

Although we shall usually be interested in measures in their own right, we shall sometimes need to integrate functions with respect to measures. There are technical difficulties concerning which functions can be integrated. We may get around these difficulties by assuming that, for  $f : D \rightarrow \mathbb{R}$  a function defined on a Borel subset  $D$  of  $\mathbb{R}^n$ , the set  $f^{-1}(-\infty, a] = \{x \in D : f(x) \leq a\}$  is a Borel set for all real numbers  $a$ . A very large class of functions satisfies this condition, including all continuous functions (for which  $f^{-1}(-\infty, a]$  is closed and therefore a Borel set). We make the assumption throughout this book that all functions to be integrated satisfy this condition; certainly this is true of functions that are likely to be encountered in practice.

To define integration we first suppose that  $f : D \rightarrow \mathbb{R}$  is a *simple function*, i.e. one that takes only finitely many values  $a_1, \dots, a_k$ . We define the *integral with respect to the measure  $\mu$*  of a non-negative simple function  $f$  as

$$\int f \, d\mu = \sum_{i=1}^k a_i \mu\{x : f(x) = a_i\}.$$

The integral of more general functions is defined using approximation by simple functions. If  $f : D \rightarrow \mathbb{R}$  is a non-negative function, we define its integral as

$$\int f \, d\mu = \sup \left\{ \int g \, d\mu : g \text{ is simple, } 0 \leq g \leq f \right\}.$$

To complete the definition, if  $f$  takes both positive and negative values, we let  $f_+(x) = \max\{f(x), 0\}$  and  $f_-(x) = \max\{-f(x), 0\}$ , so that  $f = f_+ - f_-$ , and define

$$\int f d\mu = \int f_+ d\mu - \int f_- d\mu$$

provided that  $\int f_+ d\mu$  and  $\int f_- d\mu$  are both finite.

All the usual properties hold for integrals, for example,

$$\int (f + g) d\mu = \int f d\mu + \int g d\mu$$

and

$$\int \lambda f d\mu = \lambda \int f d\mu$$

if  $\lambda$  is a scalar. We also have the monotone convergence theorem, that if  $f_k : D \rightarrow \mathbb{R}$  is an increasing sequence of non-negative functions converging (pointwise) to  $f$ , then

$$\lim_{k \rightarrow \infty} \int f_k d\mu = \int f d\mu.$$

If  $A$  is a Borel subset of  $D$ , we define integration over the set  $A$  by

$$\int_A f d\mu = \int f \chi_A d\mu$$

where  $\chi_A : \mathbb{R}^n \rightarrow \mathbb{R}$  is the ‘indicator function’ such that  $\chi_A(x) = 1$  if  $x$  is in  $A$  and  $\chi_A(x) = 0$  otherwise.

Note that, if  $f(x) \geq 0$  and  $\int f d\mu = 0$ , then  $f(x) = 0$  for  $\mu$ -almost all  $x$ .

As usual, integration is denoted in various ways, such as  $\int f d\mu$ ,  $\int f$  or  $\int f(x) d\mu(x)$ , depending on the emphasis required. When  $\mu$  is  $n$ -dimensional Lebesgue measure  $\mathcal{L}^n$ , we usually write  $\int f dx$  or  $\int f(x) dx$  in place of  $\int f d\mathcal{L}^n$ .

On a couple of occasions we shall need to use Egoroff’s theorem. Let  $D$  be a Borel subset of  $\mathbb{R}^n$  and  $\mu$  a measure with  $\mu(D) < \infty$ . Let  $f_1, f_2, \dots$  and  $f$  be functions from  $D$  to  $\mathbb{R}$  such that  $f_k(x) \rightarrow f(x)$  for each  $x$  in  $D$ . Egoroff’s theorem states that for any  $\delta > 0$ , there is a Borel subset  $E$  of  $D$  such that  $\mu(D \setminus E) < \delta$  and such that the sequence  $\{f_k\}$  converges uniformly to  $f$  on  $E$ , i.e. with  $\sup_{x \in E} |f_k(x) - f(x)| \rightarrow 0$  as  $k \rightarrow \infty$ . For the measures that we shall be concerned with, it may be shown that we can always take the set  $E$  to be compact.

## 1.4 Notes on probability theory

For an understanding of some of the later chapters of the book, a basic knowledge of probability theory is necessary. We give a brief survey of the concepts needed.

Probability theory starts with the idea of an *experiment* or *trial*; that is, an action whose outcome is, for all practical purposes, not predetermined. Mathematically, such an experiment is described by a probability space, which has three components: the set of all possible outcomes of the experiment, the list of all the events that may occur as consequences of the experiment, and an assessment of likelihood of these events. For example, if a die is thrown, the possible outcomes are  $\{1, 2, 3, 4, 5, 6\}$ , the list of events includes ‘a 3 is thrown’, ‘an even number is thrown’, and ‘at least a 4 is thrown’. For a ‘fair die’ it may be reasonable to assess the six possible outcomes as equally likely.

The set of all possible outcomes of an experiment is called the *sample space*, denoted by  $\Omega$ . Questions of interest concerning the outcome of an experiment can always be phrased in terms of subsets of  $\Omega$ ; in the above example ‘is an odd number thrown?’ asks ‘is the outcome in the subset  $\{1, 3, 5\}$ ?’ Associating events dependent on the outcome of the experiment with subsets of  $\Omega$  in this way, it is natural to think of the union  $A \cup B$  as ‘either  $A$  or  $B$  occurs’, the intersection  $A \cap B$  as ‘both  $A$  and  $B$  occur’, and the complement  $\Omega \setminus A$  as the event ‘ $A$  does not occur’, for any events  $A$  and  $B$ . In general, there is a collection  $\mathcal{F}$  of subsets of  $\Omega$  that particularly interest us, which we call *events*. In the example of the die,  $\mathcal{F}$  would normally be the collection of all subsets of  $\Omega$ , but in more complicated situations a relatively small collection of subsets might be relevant. Usually,  $\mathcal{F}$  satisfies certain conditions; for example, if the occurrence of an event interests us, then so does its non-occurrence, so if  $A$  is in  $\mathcal{F}$ , we would expect the complement  $\Omega \setminus A$  also to be in  $\mathcal{F}$ . We call a (non-empty) collection  $\mathcal{F}$  of subsets of the sample space  $\Omega$  an *event space* if

$$\Omega \setminus A \in \mathcal{F} \quad \text{whenever } A \in \mathcal{F} \quad (1.10)$$

and

$$\bigcup_{i=1}^{\infty} A_i \in \mathcal{F} \quad \text{whenever } A_i \in \mathcal{F} \quad (1 \leq i < \infty). \quad (1.11)$$

It follows from these conditions that  $\emptyset$  and  $\Omega$  are in  $\mathcal{F}$ , and that  $A \setminus B$  and  $\bigcap_{i=1}^{\infty} A_i$  are in  $\mathcal{F}$  whenever  $A$ ,  $B$  and  $A_i$  are in  $\mathcal{F}$ . As far as our applications are concerned, we do not, in general, specify  $\mathcal{F}$  precisely—this avoids technical difficulties connected with the existence of suitable event spaces.

Next, we associate probabilities with the events of  $\mathcal{F}$ , with  $\mathbf{P}(A)$  thought of as the probability, or likelihood, that the event  $A$  occurs. We call  $\mathbf{P}$  a *probability* or *probability measure* if  $\mathbf{P}$  assigns a number  $\mathbf{P}(A)$  to each  $A$  in  $\mathcal{F}$ , such that the following conditions hold:

$$0 \leq \mathbf{P}(A) \leq 1 \quad \text{for all } A \in \mathcal{F} \quad (1.12)$$

$$\mathbf{P}(\emptyset) = 0 \quad \text{and} \quad \mathbf{P}(\Omega) = 1 \quad (1.13)$$

and, if  $A_1, A_2, \dots$  are disjoint events in  $\mathcal{F}$ ,

$$\mathbf{P}\left(\bigcup_{i=1}^{\infty} A_i\right) = \sum_{i=1}^{\infty} \mathbf{P}(A_i). \quad (1.14)$$

It should seem natural for any definition of probability to satisfy these conditions.

We call a triple  $(\Omega, \mathcal{F}, \mathbf{P})$  a *probability space* if  $\mathcal{F}$  is an event space of subsets of  $\Omega$  and  $\mathbf{P}$  is a probability measure defined on the sets of  $\mathcal{F}$ .

For the die-throwing experiment we might have  $\Omega = \{1, 2, 3, 4, 5, 6\}$  with the event space consisting of all subsets of  $\Omega$ , and with  $\mathbf{P}(A) = \frac{1}{6} \times \text{number of elements in } A$ . This describes the ‘fair die’ situation with each outcome equally likely.

Often,  $\Omega$  is an infinite set. For example we might have  $\Omega = [0, 1]$  and think of a random number drawn from  $[0, 1]$  with the probability of the number in a set  $A$  as  $\mathbf{P}(A) = \text{length}(A)$ . Here the event space might be the Borel subsets of  $[0, 1]$ .

The resemblance of the definition of probability to the definition of a measure in (1.1)–(1.4) and the use of the term probability measure is no coincidence. Probabilities and measures may be put into the same context, with  $\Omega$  corresponding to  $\mathbb{R}^n$  and with the event space corresponding to the Borel sets.

In our applications later on in the book, we shall be particularly interested in events (on rather large sample spaces) that are virtually certain to occur. We say that an event  $A$  occurs *with probability 1* or *almost surely* if  $\mathbf{P}(A) = 1$ .

Sometimes, we may possess partial information about the outcome of an experiment; for example, we might be told that the number showing on the die is even. This leads us to reassess the probabilities of the various events. If  $A$  and  $B$  are in  $\mathcal{F}$  with  $\mathbf{P}(B) > 0$ , the *conditional probability of  $A$  given  $B$* , denoted by  $\mathbf{P}(A|B)$ , is defined by

$$\mathbf{P}(A|B) = \frac{\mathbf{P}(A \cap B)}{\mathbf{P}(B)}. \quad (1.15)$$

This is thought of as the probability of  $A$  given that the event  $B$  is known to occur; as would be expected  $\mathbf{P}(B|B) = 1$ . It is easy to show that  $(\Omega, \mathcal{F}, \mathbf{P}')$  is a probability space, where  $\mathbf{P}'(A) = \mathbf{P}(A|B)$ . We also have the partition formula: if  $B_1, B_2, \dots$  are disjoint events with  $\bigcup_i B_i = \Omega$  and  $\mathbf{P}(B_i) > 0$  for all  $i$ , then, for an event  $A$ ,

$$\mathbf{P}(A) = \sum_i \mathbf{P}(A|B_i)\mathbf{P}(B_i). \quad (1.16)$$

In the case of the ‘fair die’ experiment, if  $B_1$  is the event ‘an even number is thrown’,  $B_2$  is ‘an odd number is thrown’ and  $A$  is ‘at least 4 is thrown’, then

$$\mathbf{P}(A|B_1) = \mathbf{P}(4 \text{ or } 6 \text{ is thrown})/\mathbf{P}(2, 4 \text{ or } 6 \text{ is thrown}) = \frac{2}{6}/\frac{3}{6} = \frac{2}{3}.$$

$$\mathbf{P}(A|B_2) = \mathbf{P}(5 \text{ is thrown})/\mathbf{P}(1, 3 \text{ or } 5 \text{ is thrown}) = \frac{1}{6}/\frac{3}{6} = \frac{1}{3}$$

from which (1.16) is easily verified.

We think of two events as independent if the occurrence of one does not affect the probability that the other occurs, i.e. if  $P(A|B) = P(A)$  and  $P(B|A) = P(B)$ . Using (1.15), we are led to make the definition that two events  $A$  and  $B$  in a probability space are *independent* if

$$P(A \cap B) = P(A)P(B). \quad (1.17)$$

More generally, an arbitrary collection of events is independent if for every finite subcollection  $\{A_k : k \in J\}$  we have

$$P\left(\bigcap_{k \in J} A_k\right) = \prod_{k \in J} P(A_k). \quad (1.18)$$

In the die example, it is easy to see that ‘a throw of at least 5’ and ‘an even number is thrown’ are independent events, but ‘a throw of at least 4’ and ‘an even number is thrown’ are not.

The idea of a random variable and its expectation (or average or mean) is fundamental to probability theory. Essentially, a random variable  $X$  is a real-valued function on a sample space. In the die example,  $X$  might represent the score on the die. Alternatively it might represent the reward for throwing a particular number, for example  $X(\omega) = 0$  if  $\omega = 1, 2, 3$ , or  $4$ ,  $X(5) = 1$  and  $X(6) = 2$ . The outcome of an experiment determines a value of the random variable. The expectation of the random variable is the average of these values weighted according to the likelihood of each outcome.

The precise definition of a random variable requires a little care. We say that  $X$  is a *random variable* on a probability space  $(\Omega, \mathcal{F}, P)$  if  $X : \Omega \rightarrow \mathbb{R}$  is a function such that  $X^{-1}((-\infty, a])$  is an event in  $\mathcal{F}$  for each real number  $a$ ; in other words, the set of  $\omega$  in  $\Omega$  with  $X(\omega) \leq a$  is in the event space. This condition is equivalent to saying that  $X^{-1}(E)$  is in  $\mathcal{F}$  for any Borel set  $E$ . In particular, for any such  $E$  the probability that the random variable  $X$  takes a value in  $E$ , i.e.  $P(\{\omega : X(\omega) \in E\})$ , is defined. It may be shown that  $P(\{\omega : X(\omega) \in E\})$  is determined for all Borel sets  $E$  from a knowledge of  $P(\{\omega : X(\omega) \leq a\})$  for each real number  $a$ . Note that it is usual to abbreviate expressions such as  $P(\{\omega : X(\omega) \in E\})$  to  $P(X \in E)$ .

It is not difficult to show that if  $X$  and  $Y$  are random variables on  $(\Omega, \mathcal{F}, P)$  and  $\lambda$  is a real number, then  $X + Y$ ,  $X - Y$ ,  $XY$  and  $\lambda X$  are all random variables (these are defined in the obvious way, for example  $(X + Y)(\omega) = X(\omega) + Y(\omega)$  for each  $\omega \in \Omega$ ). Moreover, if  $X_1, X_2, \dots$  is a sequence of random variables with  $X_k(\omega)$  increasing and bounded for each  $\omega$ , then  $\lim_{k \rightarrow \infty} X_k$  is a random variable.

A collection of random variables  $\{X_k\}$  is *independent* if, for any Borel sets  $E_k$ , the events  $\{X \in E_k\}$  are independent in the sense of (1.18); that is if, for every finite set of indices  $J$ ,

$$P(X_k \in E_k \text{ for all } k \in J) = \prod_{k \in J} P(X_k \in E_k).$$

Intuitively,  $X$  and  $Y$  are independent if the probability of  $Y$  taking any particular value is unaffected by a knowledge of the value of  $X$ . Consider the probability space representing two successive throws of a die, with sample space  $\{(x, y) : x, y = 1, 2, \dots, 6\}$  and probability measure  $\mathbf{P}$  defined by  $\mathbf{P}\{(x, y)\} = \frac{1}{36}$  for each pair  $(x, y)$ . If  $X$  and  $Y$  are the random variables given by the scores on successive throws, then  $X$  and  $Y$  are independent, modelling the assumption that one throw does not affect the other. However,  $X$  and  $X + Y$  are not independent—this reflects that the bigger the score for the first throw, the greater the chance of a high total score.

The formal definition of the expectation of a random variable is analogous to the definition of the integral of a function; indeed, expectation is really the integral of the random variable with respect to the probability measure. Let  $X$  be a random variable on a probability space  $(\Omega, \mathcal{F}, \mathbf{P})$ . First suppose that  $X(\omega) \geq 0$  for all  $\omega$  in  $\Omega$  and that  $X$  takes only finitely many values  $x_1, \dots, x_k$ ; we call such a random variable *simple*. We define the *expectation, mean or average*  $\mathbf{E}(X)$  of  $X$  as

$$\mathbf{E}(X) = \sum_{i=1}^k x_i \mathbf{P}(X = x_i). \quad (1.19)$$

The expectation of an arbitrary random variable is defined using approximation by simple random variables. Thus for a non-negative random variable  $X$

$$\mathbf{E}(X) = \sup\{\mathbf{E}(Y) : Y \text{ is a simple random variable} \\ \text{with } 0 \leq Y(\omega) \leq X(\omega) \text{ for all } \omega \in \Omega\}.$$

Lastly, if  $X$  takes both positive and negative values, we let  $X_+ = \max\{X, 0\}$  and  $X_- = \max\{-X, 0\}$ , so that  $X = X_+ - X_-$ , and define

$$\mathbf{E}(X) = \mathbf{E}(X_+) - \mathbf{E}(X_-)$$

provided that both  $\mathbf{E}(X_+) < \infty$  and  $\mathbf{E}(X_-) < \infty$ .

The random variable  $X$  representing the score of a fair die is a simple random variable, since  $X(\omega)$  takes just the values  $1, \dots, 6$ . Thus

$$\mathbf{E}(X) = \sum_{i=1}^6 i \times \frac{1}{6} = 3\frac{1}{2}.$$

Expectation satisfies certain basic properties, analogous to those for the integral. If  $X_1, X_2, \dots$  are random variables then

$$\mathbf{E}(X_1 + X_2) = \mathbf{E}(X_1) + \mathbf{E}(X_2)$$

and, more generally,

$$\mathbf{E}\left(\sum_{i=1}^k X_i\right) = \sum_{i=1}^k \mathbf{E}(X_i).$$

If  $\lambda$  is a constant

$$\mathbf{E}(\lambda X) = \lambda \mathbf{E}(X)$$

and if the sequence of non-negative random variables  $X_1, X_2, \dots$  is increasing with  $X = \lim_{k \rightarrow \infty} X_k$  a (finite) random variable, then

$$\lim_{k \rightarrow \infty} \mathbf{E}(X_k) = \mathbf{E}(X).$$

Provided that  $X_1$  and  $X_2$  are independent, we also have

$$\mathbf{E}(X_1 X_2) = \mathbf{E}(X_1) \mathbf{E}(X_2).$$

Thus if  $X_i$  represents that  $i$ th throw of a fair die in a sequence of throws, the expectation of the sum of the first  $k$  throws is  $\mathbf{E}(X_1 + \dots + X_k) = \mathbf{E}(X_1) + \dots + \mathbf{E}(X_k) = 3\frac{1}{2} \times k$ .

We define the *conditional expectation*  $\mathbf{E}(X|B)$  of  $X$  given an event  $B$  with  $\mathbf{P}(B) > 0$  in a similar way, but starting with

$$\mathbf{E}(X|B) = \sum_{i=1}^k x_i \mathbf{P}(X = x_i | B) \quad (1.20)$$

in place of (1.19). We get a partition formula resembling (1.16)

$$\mathbf{E}(X) = \sum_i \mathbf{E}(X|B_i) \mathbf{P}(B_i) \quad (1.21)$$

where  $B_1, B_2, \dots$  are disjoint events with  $\bigcup_i B_i = \Omega$  and  $\mathbf{P}(B_i) > 0$ .

It is often useful to have an indication of the fluctuation of a random variable across a sample space. Thus we introduce the *variance* of the random variable  $X$  as

$$\begin{aligned} \text{var}(X) &= \mathbf{E}((X - \mathbf{E}(X))^2) \\ &= \mathbf{E}(X^2) - \mathbf{E}(X)^2 \end{aligned}$$

by a simple calculation. Using the properties of expectation, we get

$$\text{var}(\lambda X) = \lambda^2 \text{var}(X)$$

for any real number  $\lambda$ , and

$$\text{var}(X + Y) = \text{var}(X) + \text{var}(Y)$$

provided that  $X$  and  $Y$  are independent.

If the probability distribution of a random variable is given by an integral, i.e.

$$\mathbf{P}(X \leq x) = \int_{-\infty}^x f(u) du \quad (1.22)$$

the function  $f$  is called the *probability density function* for  $X$ . It may be shown from the definition of expectation that

$$\mathbf{E}(X) = \int_{-\infty}^{\infty} u f(u) du$$

and

$$\mathbf{E}(X^2) = \int_{-\infty}^{\infty} u^2 f(u) du$$

which allows  $\text{var}(X) = \mathbf{E}(X^2) - \mathbf{E}(X)^2$  to be calculated.

Note that the density function tells us about the distribution of the random variable  $X$  without reference to the underlying probability space, which, for many purposes, is irrelevant. We may express the probability that  $X$  belongs to any Borel set  $E$  in terms of the density function as

$$\mathbf{P}(X \in E) = \int_E f(u) du.$$

We say that a random variable  $X$  has *uniform distribution* on the interval  $[a, b]$  if

$$\mathbf{P}(X \leq x) = \frac{1}{b-a} \int_a^x du \quad (a < x < b). \quad (1.23)$$

Thus the probability of  $X$  lying in a subinterval of  $[a, b]$  is proportional to the length of the interval. In this case, we get that  $\mathbf{E}(X) = \frac{1}{2}(a+b)$  and  $\text{var}(X) = \frac{1}{12}(b-a)^2$ .

A random variable  $X$  has *normal* or *Gaussian distribution* of mean  $m$  and variance  $\sigma^2$  if

$$\mathbf{P}(X \leq x) = \frac{1}{\sigma\sqrt{2\pi}} \int_{-\infty}^x \exp\left(\frac{-(u-m)^2}{2\sigma^2}\right) du. \quad (1.24)$$

It may be verified by integration that  $\mathbf{E}(X) = m$  and  $\text{var}(X) = \sigma^2$ . If  $X_1$  and  $X_2$  are independent normally distributed random variables of means  $m_1$  and  $m_2$  and variances  $\sigma_1^2$  and  $\sigma_2^2$  respectively, then  $X_1 + X_2$  is normal with mean  $m_1 + m_2$  and variance  $\sigma_1^2 + \sigma_2^2$ , and  $\lambda X_1$  is normal with mean  $\lambda m_1$  and variance  $\lambda^2 \sigma_1^2$ , for any real number  $\lambda$ .

If we throw a fair die a large number of times, we might expect the average score thrown to be very close to  $3\frac{1}{2}$ , the expectation or mean outcome of each throw. Moreover, the larger the number of throws, the closer the average should



be to the mean. This ‘law of averages’ is made precise as the strong law of large numbers.

Let  $(\Omega, \mathcal{F}, \mathbf{P})$  be a probability space. Let  $X_1, X_2, \dots$  be random variables that are independent and that have identical distribution (i.e. for every set  $E$ ,  $\mathbf{P}(X_i \in E)$  is the same for all  $i$ ), with expectation  $m$  and variance  $\sigma^2$ , both assumed finite. For each  $k$  we may form the random variable  $S_k = X_1 + \dots + X_k$ , so that the random variable  $(1/k)S_k$  is the average of the first  $k$  trials. The *strong law of large numbers* states that, with probability 1,

$$\lim_{k \rightarrow \infty} \frac{1}{k} S_k = m. \quad (1.25)$$

We can also say a surprising amount about the distribution of the random variable  $S_k$  when  $k$  is large. It may be shown that  $S_k$  has approximately the normal distribution with mean  $km$  and variance  $k\sigma^2$ . This is the content of the *central limit theorem*, which states that, for every real number  $x$ ,

$$\mathbf{P}\left(\frac{S_k - km}{\sigma\sqrt{k}} \leq x\right) \rightarrow \int_{-\infty}^x \frac{1}{\sqrt{2\pi}} \exp(-\frac{1}{2}u^2) du \quad \text{as } k \rightarrow \infty. \quad (1.26)$$

An important aspect of the normal distribution now becomes clear—it is the form of distribution approached by sums of a large number of independent identically distributed random variables.

We may apply these results to the experiment consisting of an infinite sequence of die throws. Let  $\Omega$  be the set of all infinite sequences  $\{\omega = (\omega_1, \omega_2, \dots) : \omega_i = 1, 2, \dots, 6\}$  (we think of  $\omega_i$  as the outcome of the  $i$ th throw). It is possible to define an event space  $\mathcal{F}$  and probability measure  $\mathbf{P}$  in such a way that for any given  $k$  and sequence  $\omega_1, \dots, \omega_k$  ( $\omega_i = 1, 2, \dots, 6$ ), the event ‘the first  $k$  throws are  $\omega_1, \dots, \omega_k$ ’ is in  $\mathcal{F}$  and has probability  $(\frac{1}{6})^k$ . Let  $X_k$  be the random variable given by the outcome of the  $k$ th throw, so that  $X_k(\omega) = \omega_k$ . It is easy to see that the  $X_k$  are independent and identically distributed, with mean  $m = 3\frac{1}{2}$  and variance  $2\frac{11}{12}$ . The strong law of large numbers tells us that, with probability 1, the average of the first  $k$  throws,  $S_k/k$  converges to  $3\frac{1}{2}$  as  $k$  tends to infinity, and the central limit theorem tells us that, when  $k$  is large, the sum  $S_k$  is approximately normally distributed, with mean  $3\frac{1}{2} \times k$  and variance  $2\frac{11}{12} \times k$ . Thus if we repeat the experiment of throwing  $k$  dice a large number of times, the sum of the  $k$  throws will have a distribution close to the normal distribution, in the sense of (1.26).

## 1.5 Notes and references

The material outlined in this chapter is covered at various levels of sophistication in numerous undergraduate mathematical texts. Almost any book on mathematical analysis, for example Rudin (1964) or Apostol (1974), contains the basic theory of sets and functions. A thorough treatment of measure and probability theory

may be found in Kingman and Taylor (1966), Billingsley (1995) and Edgar (1998). For probability theory, the book by Grimmett and Stirzaker (1992) may be found helpful.

## Exercises

The following exercises do no more than emphasize some of the many facts that have been mentioned in this chapter.

- 1.1 Verify that for  $x, y, z \in \mathbb{R}^n$ , (i)  $|x + y| \leq |x| + |y|$ , (ii)  $|x - y| \geq ||x| - |y||$ , (iii)  $|x - y| \leq |x - z| + |z - y|$ .
- 1.2 Show from the definition of  $\delta$ -neighbourhood that  $A_{\delta+\delta'} = (A_\delta)_{\delta'}$ .
- 1.3 Show that a (non-empty) set is bounded if and only if it is contained in some ball  $B(0, r)$  with centre the origin.
- 1.4 Determine which of the following sets are open and which are closed. In each case determine the interior and closure of the set. (i) A non-empty finite set  $A$ , (ii) the interval  $(0, 1)$ , (iii) the interval  $[0, 1]$ , (iv) the interval  $[0, 1)$ , (v) the set  $\{0, 1, \frac{1}{2}, \frac{1}{3}, \frac{1}{4}, \dots\}$ .
- 1.5 Show that the middle third Cantor set, figure 0.1, is compact and totally disconnected. What is its interior, closure and boundary?
- 1.6 Show that the union of any collection of open subsets of  $\mathbb{R}^n$  is open and that the intersection of any finite collection of open sets is open. Show that a subset of  $\mathbb{R}^n$  is closed if and only if its complement is open and hence deduce the corresponding result for unions and intersections of closed sets.
- 1.7 Show that if  $A_1 \supset A_2 \supset \dots$  is a decreasing sequence of non-empty compact subsets of  $\mathbb{R}^n$  then  $\bigcap_{k=1}^\infty A_k$  is a non-empty compact set.
- 1.8 Show that the half-open interval  $\{x \in \mathbb{R} : 0 \leq x < 1\}$  is a Borel subset of  $\mathbb{R}$ .
- 1.9 Let  $F$  be the set of numbers in  $[0, 1]$  whose decimal expansions contain the digit 5 infinitely many times. Show that  $F$  is a Borel set.
- 1.10 Show that the coordinate transformation of the plane

$$\begin{pmatrix} x_1 \\ x_2 \end{pmatrix} \mapsto \begin{pmatrix} c \cos \theta & -c \sin \theta \\ c \sin \theta & c \cos \theta \end{pmatrix} \begin{pmatrix} x_1 \\ x_2 \end{pmatrix} + \begin{pmatrix} a_1 \\ a_2 \end{pmatrix}$$

is a similarity of ratio  $c$ , and describe the transformation geometrically.

- 1.11 Find  $\lim_{x \rightarrow 0} f(x)$  and  $\overline{\lim}_{x \rightarrow 0} f(x)$  where  $f : \mathbb{R}^+ \rightarrow \mathbb{R}$  is given by: (i)  $\sin(x)$ ; (ii)  $\sin(1/x)$ ; (iii)  $x^2 + (3 + x) \sin(1/x)$ .
- 1.12 Let  $f, g : [0, 1] \rightarrow \mathbb{R}$  be Lipschitz functions. Show that the functions defined on  $[0, 1]$  by  $f(x) + g(x)$  and  $f(x)g(x)$  are also Lipschitz.
- 1.13 Let  $f : \mathbb{R} \rightarrow \mathbb{R}$  be differentiable with  $|f'(x)| \leq c$  for all  $x$ . Show, using the mean value theorem, that  $f$  is a Lipschitz function.
- 1.14 Show that every Lipschitz function  $f : \mathbb{R} \rightarrow \mathbb{R}$  is continuous.
- 1.15 Let  $f : \mathbb{R} \rightarrow \mathbb{R}$  be given by  $f(x) = x^2 + x$ . Find (i)  $f^{-1}(2)$ , (ii)  $f^{-1}(-2)$ , (iii)  $f^{-1}([2, 6])$ .

- 1.16 Show that  $f(x) = x^2$  is Lipschitz on  $[0, 2]$ , bi-Lipschitz on  $[1, 2]$ , and not Lipschitz on  $\mathbb{R}$ .
- 1.17 Show that if  $E$  is a compact subset of  $\mathbb{R}^n$  and  $f : E \rightarrow \mathbb{R}^n$  is continuous, then  $f(E)$  is compact.
- 1.18 Let  $A_1, A_2, \dots$  be a decreasing sequence of Borel subsets of  $\mathbb{R}^n$  and let  $A = \bigcap_{k=1}^{\infty} A_k$ . If  $\mu$  is a measure on  $\mathbb{R}^n$  with  $\mu(A_1) < \infty$ , show using (1.6) that  $\mu(A_k) \rightarrow \mu(A)$  as  $k \rightarrow \infty$ .
- 1.19 Show that the point mass concentrated at  $a$  (see Example 1.2) is a measure.
- 1.20 Show how to define a mass distribution on the middle third Cantor set, figure 0.1, in as uniform a way as possible.
- 1.21 Verify that Lebesgue measure satisfies (1.1), (1.2) and (1.3).
- 1.22 Let  $f : [0, 1] \rightarrow \mathbb{R}$  be a continuous function. For  $A$  a subset of  $\mathbb{R}^2$  define  $\mu(A) = \mathcal{L}\{x : (x, f(x)) \in A\}$ , where  $\mathcal{L}$  is Lebesgue measure. Show that  $\mu$  is a mass distribution on  $\mathbb{R}^2$  supported by the graph of  $f$ .
- 1.23 Let  $D$  be a Borel subset of  $\mathbb{R}^n$  and let  $\mu$  be a measure on  $D$  with  $\mu(D) < \infty$ . Let  $f_k : D \rightarrow \mathbb{R}$  be a sequence of functions such that  $f_k(x) \rightarrow f(x)$  for all  $x$  in  $D$ . Prove Egoroff's theorem: that given  $\varepsilon > 0$  there exists a Borel subset  $A$  of  $D$  with  $\mu(D \setminus A) < \varepsilon$  such that  $f_k(x)$  converges to  $f(x)$  uniformly for  $x$  in  $A$ .
- 1.24 Prove that if  $\mu$  is a measure on  $D$  and  $f : D \rightarrow \mathbb{R}$  satisfies  $f(x) \geq 0$  for all  $x$  in  $D$  and  $\int_D f \, d\mu = 0$  then  $f(x) = 0$  for  $\mu$ -almost all  $x$ .
- 1.25 If  $X$  is a random variable show that  $\mathbf{E}((X - \mathbf{E}(X))^2) = \mathbf{E}(X^2) - \mathbf{E}(X)^2$  (these numbers equalling the variance of  $X$ ).
- 1.26 Verify that if  $X$  has the uniform distribution on  $[a, b]$  (see (1.23)) then  $\mathbf{E}(X) = \frac{1}{2}(a + b)$  and  $\text{var}(X) = (b - a)^2/12$ .
- 1.27 Let  $A_1, A_2, \dots$  be a sequence of independent events in some probability space such that  $\mathbf{P}(A_k) = p$  for all  $k$ , where  $0 < p < 1$ . Let  $N_k$  be the random variable defined by taking  $N_k(\omega)$  to equal the number of  $i$  with  $1 \leq i \leq k$  for which  $\omega \in A_i$ . Use the strong law of large numbers to show that, with probability 1,  $N_k/k \rightarrow p$  as  $k \rightarrow \infty$ . Deduce that the proportion of successes in a sequence of independent trials converges to the probability of success of each trial.
- 1.28 A fair die is thrown 6000 times. Use the central limit theorem to estimate the probability that at least 1050 sixes are thrown. (A numerical method will be needed if the integral obtained is to be evaluated.)

# Chapter 2 Hausdorff measure and dimension

The notion of dimension is central to fractal geometry. Roughly, dimension indicates how much space a set occupies near to each of its points. Of the wide variety of ‘fractal dimensions’ in use, the definition of Hausdorff, based on a construction of Carathéodory, is the oldest and probably the most important. Hausdorff dimension has the advantage of being defined for any set, and is mathematically convenient, as it is based on measures, which are relatively easy to manipulate. A major disadvantage is that in many cases it is hard to calculate or to estimate by computational methods. However, for an understanding of the mathematics of fractals, familiarity with Hausdorff measure and dimension is essential.

## 2.1 Hausdorff measure

Recall that if  $U$  is any non-empty subset of  $n$ -dimensional Euclidean space,  $\mathbb{R}^n$ , the *diameter* of  $U$  is defined as  $|U| = \sup\{|x - y| : x, y \in U\}$ , i.e. the greatest distance apart of any pair of points in  $U$ . If  $\{U_i\}$  is a countable (or finite) collection of sets of diameter at most  $\delta$  that cover  $F$ , i.e.  $F \subset \bigcup_{i=1}^{\infty} U_i$  with  $0 \leq |U_i| \leq \delta$  for each  $i$ , we say that  $\{U_i\}$  is a  $\delta$ -cover of  $F$ .

Suppose that  $F$  is a subset of  $\mathbb{R}^n$  and  $s$  is a non-negative number. For any  $\delta > 0$  we define

$$\mathcal{H}_{\delta}^s(F) = \inf \left\{ \sum_{i=1}^{\infty} |U_i|^s : \{U_i\} \text{ is a } \delta\text{-cover of } F \right\}. \quad (2.1)$$

Thus we look at all covers of  $F$  by sets of diameter at most  $\delta$  and seek to minimize the sum of the  $s$ th powers of the diameters (figure 2.1). As  $\delta$  decreases, the class of permissible covers of  $F$  in (2.1) is reduced. Therefore, the infimum  $\mathcal{H}_{\delta}^s(F)$  increases, and so approaches a limit as  $\delta \rightarrow 0$ . We write

$$\mathcal{H}^s(F) = \lim_{\delta \rightarrow 0} \mathcal{H}_{\delta}^s(F). \quad (2.2)$$



**Figure 2.1** A set  $F$  and two possible  $\delta$ -covers for  $F$ . The infimum of  $\sum |U_i|^s$  over all such  $\delta$ -covers  $\{U_i\}$  gives  $\mathcal{H}_\delta^s(F)$

This limit exists for any subset  $F$  of  $\mathbb{R}^n$ , though the limiting value can be (and usually is) 0 or  $\infty$ . We call  $\mathcal{H}^s(F)$  the  $s$ -dimensional Hausdorff measure of  $F$ .

With a certain amount of effort,  $\mathcal{H}^s$  may be shown to be a measure; see section 1.3. It is straightforward to show that  $\mathcal{H}^s(\emptyset) = 0$ , that if  $E$  is contained in  $F$  then  $\mathcal{H}^s(E) \leq \mathcal{H}^s(F)$ , and that if  $\{F_i\}$  is any countable collection of sets, then

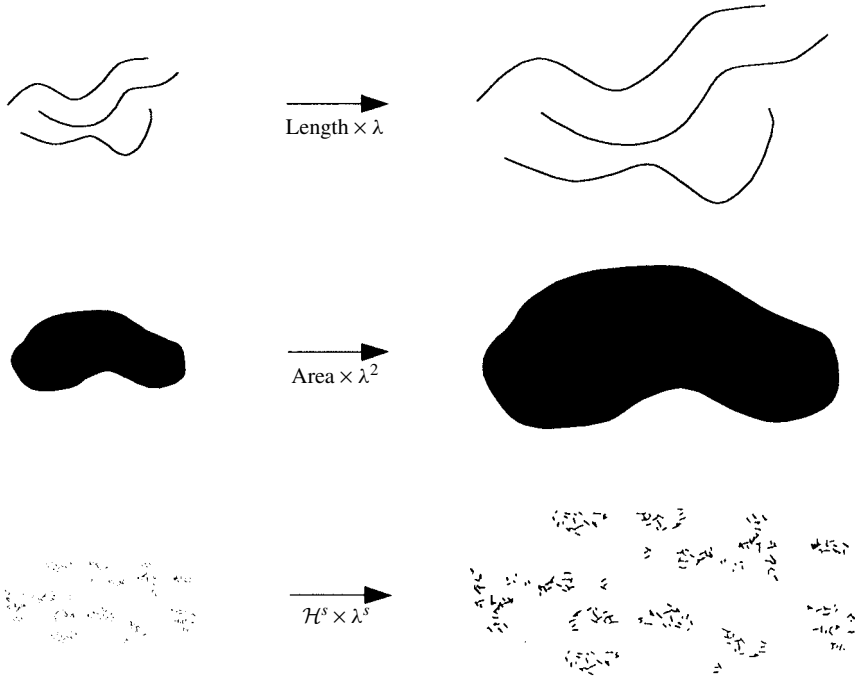
$$\mathcal{H}^s\left(\bigcup_{i=1}^{\infty} F_i\right) \leq \sum_{i=1}^{\infty} \mathcal{H}^s(F_i). \quad (2.3)$$

It is rather harder to show that there is equality in (2.3) if the  $\{F_i\}$  are disjoint Borel sets.

Hausdorff measures generalize the familiar ideas of length, area, volume, etc. It may be shown that, for subsets of  $\mathbb{R}^n$ ,  $n$ -dimensional Hausdorff measure is, to within a constant multiple, just  $n$ -dimensional Lebesgue measure, i.e. the usual  $n$ -dimensional volume. More precisely, if  $F$  is a Borel subset of  $\mathbb{R}^n$ , then

$$\mathcal{H}^n(F) = c_n^{-1} \text{vol}^n(F) \quad (2.4)$$

where  $c_n$  is the volume of an  $n$ -dimensional ball of diameter 1, so that  $c_n = \pi^{n/2}/2^n(n/2)!$  if  $n$  is even and  $c_n = \pi^{(n-1)/2}((n-1)/2)!/n!$  if  $n$  is odd. Similarly,



**Figure 2.2** Scaling sets by a factor  $\lambda$  increases length by a factor  $\lambda$ , area by a factor  $\lambda^2$ , and  $s$ -dimensional Hausdorff measure by a factor  $\lambda^s$

for ‘nice’ lower-dimensional subsets of  $\mathbb{R}^n$ , we have that  $\mathcal{H}^0(F)$  is the number of points in  $F$ ;  $\mathcal{H}^1(F)$  gives the length of a smooth curve  $F$ ;  $\mathcal{H}^2(F) = (4/\pi) \times \text{area}(F)$  if  $F$  is a smooth surface;  $\mathcal{H}^3(F) = (6/\pi) \times \text{vol}(F)$ ; and  $\mathcal{H}^m(F) = c_m^{-1} \times \text{vol}^m(F)$  if  $F$  is a smooth  $m$ -dimensional submanifold of  $\mathbb{R}^n$  (i.e. an  $m$ -dimensional surface in the classical sense).

The scaling properties of length, area and volume are well known. On magnification by a factor  $\lambda$ , the length of a curve is multiplied by  $\lambda$ , the area of a plane region is multiplied by  $\lambda^2$  and the volume of a 3-dimensional object is multiplied by  $\lambda^3$ . As might be anticipated,  $s$ -dimensional Hausdorff measure scales with a factor  $\lambda^s$  (figure 2.2). Such scaling properties are fundamental to the theory of fractals.

### Scaling property 2.1

Let  $S$  be a similarity transformation of scale factor  $\lambda > 0$ . If  $F \subset \mathbb{R}^n$ , then

$$\mathcal{H}^s(S(F)) = \lambda^s \mathcal{H}^s(F). \quad (2.5)$$

*Proof.* If  $\{U_i\}$  is a  $\delta$ -cover of  $F$  then  $\{S(U_i)\}$  is a  $\lambda\delta$ -cover of  $S(F)$ , so

$$\Sigma |S(U_i)|^s = \lambda^s \Sigma |U_i|^s$$

so

$$\mathcal{H}_{\lambda\delta}^s(S(F)) \leq \lambda^s \mathcal{H}_\delta^s(F)$$

on taking the infimum. Letting  $\delta \rightarrow 0$  gives that  $\mathcal{H}^s(S(F)) \leq \lambda^s \mathcal{H}^s(F)$ . Replacing  $S$  by  $S^{-1}$ , and so  $\lambda$  by  $1/\lambda$ , and  $F$  by  $S(F)$  gives the opposite inequality required.  $\square$

A similar argument gives the following basic estimate of the effect of more general transformations on the Hausdorff measures of sets.

### Proposition 2.2

Let  $F \subset \mathbb{R}^n$  and  $f : F \rightarrow \mathbb{R}^m$  be a mapping such that

$$|f(x) - f(y)| \leq c|x - y|^\alpha \quad (x, y \in F) \quad (2.6)$$

for constants  $c > 0$  and  $\alpha > 0$ . Then for each  $s$

$$\mathcal{H}^{s/\alpha}(f(F)) \leq c^{s/\alpha} \mathcal{H}^s(F). \quad (2.7)$$

*Proof.* If  $\{U_i\}$  is a  $\delta$ -cover of  $F$ , then, since  $|f(F \cap U_i)| \leq c|F \cap U_i|^\alpha \leq c|U_i|^\alpha$ , it follows that  $\{f(F \cap U_i)\}$  is an  $\varepsilon$ -cover of  $f(F)$ , where  $\varepsilon = c\delta^\alpha$ . Thus  $\sum_i |f(F \cap U_i)|^{s/\alpha} \leq c^{s/\alpha} \sum_i |U_i|^s$ , so that  $\mathcal{H}_\varepsilon^{s/\alpha}(f(F)) \leq c^{s/\alpha} \mathcal{H}_\delta^s(F)$ . As  $\delta \rightarrow 0$ , so  $\varepsilon \rightarrow 0$ , giving (2.7).  $\square$

Condition (2.6) is known as a *Hölder condition of exponent  $\alpha$* ; such a condition implies that  $f$  is continuous. Particularly important is the case  $\alpha = 1$ , i.e.

$$|f(x) - f(y)| \leq c|x - y| \quad (x, y \in F) \quad (2.8)$$

when  $f$  is called a *Lipschitz mapping*, and

$$\mathcal{H}^s(f(F)) \leq c^s \mathcal{H}^s(F). \quad (2.9)$$

In particular (2.9) holds for any differentiable function with bounded derivative; such a function is necessarily Lipschitz as a consequence of the mean value theorem. If  $f$  is an isometry, i.e.  $|f(x) - f(y)| = |x - y|$ , then  $\mathcal{H}^s(f(F)) = \mathcal{H}^s(F)$ . Thus, Hausdorff measures are translation invariant (i.e.  $\mathcal{H}^s(F + z) = \mathcal{H}^s(F)$ , where  $F + z = \{x + z : x \in F\}$ ), and rotation invariant, as would certainly be expected.

## 2.2 Hausdorff dimension

Returning to equation (2.1) it is clear that for any given set  $F \subset \mathbb{R}^n$  and  $\delta < 1$ ,  $\mathcal{H}_\delta^s(F)$  is non-increasing with  $s$ , so by (2.2)  $\mathcal{H}^s(F)$  is also non-increasing. In fact, rather more is true: if  $t > s$  and  $\{U_i\}$  is a  $\delta$ -cover of  $F$  we have

$$\sum_i |U_i|^t \leq \sum_i |U_i|^{t-s} |U_i|^s \leq \delta^{t-s} \sum_i |U_i|^s \quad (2.10)$$

so, taking infima,  $\mathcal{H}_\delta^t(F) \leq \delta^{t-s} \mathcal{H}_\delta^s(F)$ . Letting  $\delta \rightarrow 0$  we see that if  $\mathcal{H}^s(F) < \infty$  then  $\mathcal{H}^t(F) = 0$  for  $t > s$ . Thus a graph of  $\mathcal{H}^s(F)$  against  $s$  (figure 2.3) shows that there is a critical value of  $s$  at which  $\mathcal{H}^s(F)$  ‘jumps’ from  $\infty$  to 0. This critical value is called the *Hausdorff dimension* of  $F$ , and written  $\dim_H F$ ; it is defined for *any* set  $F \subset \mathbb{R}^n$ . (Note that some authors refer to Hausdorff dimension as *Hausdorff–Besicovitch dimension*.) Formally

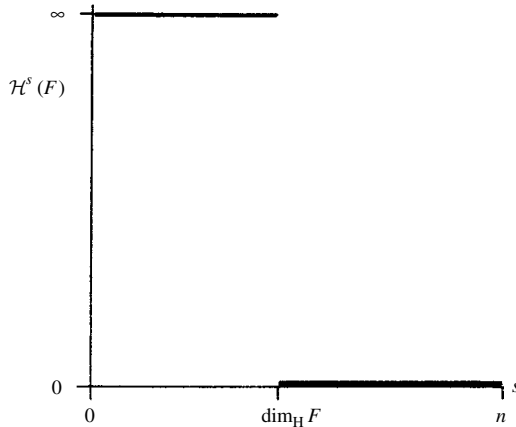
$$\dim_H F = \inf\{s \geq 0 : \mathcal{H}^s(F) = 0\} = \sup\{s : \mathcal{H}^s(F) = \infty\} \quad (2.11)$$

(taking the supremum of the empty set to be 0), so that

$$\mathcal{H}^s(F) = \begin{cases} \infty & \text{if } 0 \leq s < \dim_H F \\ 0 & \text{if } s > \dim_H F. \end{cases} \quad (2.12)$$

If  $s = \dim_H F$ , then  $\mathcal{H}^s(F)$  may be zero or infinite, or may satisfy

$$0 < \mathcal{H}^s(F) < \infty.$$



**Figure 2.3** Graph of  $\mathcal{H}^s(F)$  against  $s$  for a set  $F$ . The Hausdorff dimension is the value of  $s$  at which the ‘jump’ from  $\infty$  to 0 occurs



A Borel set satisfying this last condition is called an  $s$ -set. Mathematically,  $s$ -sets are by far the most convenient sets to study, and fortunately they occur surprisingly often.

For a very simple example, let  $F$  be a flat disc of unit radius in  $\mathbb{R}^3$ . From familiar properties of length, area and volume,  $\mathcal{H}^1(F) = \text{length}(F) = \infty$ ,  $0 < \mathcal{H}^2(F) = (4/\pi) \times \text{area}(F) = 4 < \infty$  and  $\mathcal{H}^3(F) = (6/\pi) \times \text{vol}(F) = 0$ . Thus  $\dim_{\text{H}} F = 2$ , with  $\mathcal{H}^s(F) = \infty$  if  $s < 2$  and  $\mathcal{H}^s(F) = 0$  if  $s > 2$ .

Hausdorff dimension satisfies the following properties (which might well be expected to hold for any reasonable definition of dimension).

*Monotonicity.* If  $E \subset F$  then  $\dim_{\text{H}} E \leq \dim_{\text{H}} F$ . This is immediate from the measure property that  $\mathcal{H}^s(E) \leq \mathcal{H}^s(F)$  for each  $s$ .

*Countable stability.* If  $F_1, F_2, \dots$  is a (countable) sequence of sets then  $\dim_{\text{H}} \bigcup_{i=1}^{\infty} F_i = \sup_{1 \leq i < \infty} \{\dim_{\text{H}} F_i\}$ . Certainly,  $\dim_{\text{H}} \bigcup_{i=1}^{\infty} F_i \geq \dim_{\text{H}} F_j$  for each  $j$  from the monotonicity property. On the other hand, if  $s > \dim_{\text{H}} F_i$  for all  $i$ , then  $\mathcal{H}^s(F_i) = 0$ , so that  $\mathcal{H}^s(\bigcup_{i=1}^{\infty} F_i) = 0$ , giving the opposite inequality.

*Countable sets.* If  $F$  is countable then  $\dim_{\text{H}} F = 0$ . For if  $F_i$  is a single point,  $\mathcal{H}^0(F_i) = 1$  and  $\dim_{\text{H}} F_i = 0$ , so by countable stability  $\dim_{\text{H}} \bigcup_{i=1}^{\infty} F_i = 0$ .

*Open sets.* If  $F \subset \mathbb{R}^n$  is open, then  $\dim_{\text{H}} F = n$ . For since  $F$  contains a ball of positive  $n$ -dimensional volume,  $\dim_{\text{H}} F \geq n$ , but since  $F$  is contained in countably many balls,  $\dim_{\text{H}} F \leq n$  using countable stability and monotonicity.

*Smooth sets.* If  $F$  is a smooth (i.e. continuously differentiable)  $m$ -dimensional submanifold (i.e.  $m$ -dimensional surface) of  $\mathbb{R}^n$  then  $\dim_{\text{H}} F = m$ . In particular smooth curves have dimension 1 and smooth surfaces have dimension 2. Essentially, this may be deduced from the relationship between Hausdorff and Lebesgue measures, see also Exercise 2.7.

The transformation properties of Hausdorff dimension follow immediately from the corresponding ones for Hausdorff measures given in Proposition 2.2.

### Proposition 2.3

Let  $F \subset \mathbb{R}^n$  and suppose that  $f : F \rightarrow \mathbb{R}^m$  satisfies a Hölder condition

$$|f(x) - f(y)| \leq c|x - y|^\alpha \quad (x, y \in F).$$

Then  $\dim_{\text{H}} f(F) \leq (1/\alpha)\dim_{\text{H}} F$ .

*Proof.* If  $s > \dim_{\text{H}} F$  then by Proposition 2.2  $\mathcal{H}^{s/\alpha}(f(F)) \leq c^{s/\alpha} \mathcal{H}^s(F) = 0$ , implying that  $\dim_{\text{H}} f(F) \leq s/\alpha$  for all  $s > \dim_{\text{H}} F$ .  $\square$

### Corollary 2.4

- (a) If  $f : F \rightarrow \mathbb{R}^m$  is a Lipschitz transformation (see (2.8)) then  $\dim_{\text{H}} f(F) \leq \dim_{\text{H}} F$ .
- (b) If  $f : F \rightarrow \mathbb{R}^m$  is a bi-Lipschitz transformation, i.e.

$$c_1|x - y| \leq |f(x) - f(y)| \leq c_2|x - y| \quad (x, y \in F) \quad (2.13)$$

where  $0 < c_1 \leq c_2 < \infty$ , then  $\dim_H f(F) = \dim_H F$ .

*Proof.* Part (a) follows from Proposition 2.3 taking  $\alpha = 1$ . Applying this to  $f^{-1} : f(F) \rightarrow F$  gives the other inequality required for (b).  $\square$

This corollary reveals a fundamental property of Hausdorff dimension: *Hausdorff dimension is invariant under bi-Lipschitz transformations*. Thus if two sets have different dimensions there cannot be a bi-Lipschitz mapping from one onto the other. This is reminiscent of the situation in topology where various ‘invariants’ (such as homotopy or homology groups) are set up to distinguish between sets that are not homeomorphic: if the topological invariants of two sets differ then there cannot be a homeomorphism (continuous one-to-one mapping with continuous inverse) between the two sets.

In topology two sets are regarded as ‘the same’ if there is a homeomorphism between them. One approach to fractal geometry is to regard two sets as ‘the same’ if there is a bi-Lipschitz mapping between them. Just as topological invariants are used to distinguish between non-homeomorphic sets, we may seek parameters, including dimension, to distinguish between sets that are not bi-Lipschitz equivalent. Since bi-Lipschitz transformations (2.13) are necessarily homeomorphisms, topological parameters provide a start in this direction, and Hausdorff dimension (and other definitions of dimension) provide further distinguishing characteristics between fractals.

In general, the dimension of a set alone tells us little about its topological properties. However, any set of dimension less than 1 is necessarily so sparse as to be totally disconnected; that is, no two of its points lie in the same connected component.

### Proposition 2.5

A set  $F \subset \mathbb{R}^n$  with  $\dim_H F < 1$  is totally disconnected.

*Proof.* Let  $x$  and  $y$  be distinct points of  $F$ . Define a mapping  $f : \mathbb{R}^n \rightarrow [0, \infty)$  by  $f(z) = |z - x|$ . Since  $f$  does not increase distances, as  $|f(z) - f(w)| = \left| |z - x| - |w - x| \right| \leq |(z - x) - (w - x)| = |z - w|$ , we have from Corollary 2.4(a) that  $\dim_H f(F) \leq \dim_H F < 1$ . Thus  $f(F)$  is a subset of  $\mathbb{R}$  of  $\mathcal{H}^1$ -measure or length zero, and so has a dense complement. Choosing  $r$  with  $r \notin f(F)$  and  $0 < r < f(y)$  it follows that

$$F = \{z \in F : |z - x| < r\} \cup \{z \in F : |z - x| > r\}.$$

Thus  $F$  is contained in two disjoint open sets with  $x$  in one set and  $y$  in the other, so that  $x$  and  $y$  lie in different connected components of  $F$ .  $\square$

## 2.3 Calculation of Hausdorff dimension—simple examples

This section indicates how to calculate the Hausdorff dimension of some simple fractals such as some of those mentioned in the Introduction. Other methods will be encountered throughout the book. It is important to note that most dimension calculations involve an upper estimate and a lower estimate, which are hopefully equal. Each of these estimates usually involves a geometric observation followed by a calculation.

### Example 2.6

Let  $F$  be the Cantor dust constructed from the unit square as in figure 0.4. (At each stage of the construction the squares are divided into 16 squares with a quarter of the side length, of which the same pattern of four squares is retained.) Then  $1 \leq \mathcal{H}^1(F) \leq \sqrt{2}$ , so  $\dim_{\mathcal{H}} F = 1$ .

*Calculation.* Observe that  $E_k$ , the  $k$ th stage of the construction, consists of  $4^k$  squares of side  $4^{-k}$  and thus of diameter  $4^{-k}\sqrt{2}$ . Taking the squares of  $E_k$  as a  $\delta$ -cover of  $F$  where  $\delta = 4^{-k}\sqrt{2}$ , we get an estimate  $\mathcal{H}_\delta^1(F) \leq 4^k 4^{-k}\sqrt{2}$  for the infimum in (2.1). As  $k \rightarrow \infty$  so  $\delta \rightarrow 0$  giving  $\mathcal{H}^1(F) \leq \sqrt{2}$ .

For the lower estimate, let  $\text{proj}$  denote orthogonal projection onto the  $x$ -axis. Orthogonal projection does not increase distances, i.e.  $|\text{proj } x - \text{proj } y| \leq |x - y|$  if  $x, y \in \mathbb{R}^2$ , so  $\text{proj}$  is a Lipschitz mapping. By virtue of the construction of  $F$ , the projection or ‘shadow’ of  $F$  on the  $x$ -axis,  $\text{proj } F$ , is the unit interval  $[0, 1]$ . Using (2.9)

$$1 = \text{length } [0, 1] = \mathcal{H}^1([0, 1]) = \mathcal{H}^1(\text{proj } F) \leq \mathcal{H}^1(F). \quad \square$$

Note that the same argument and result hold for a set obtained by repeated division of squares into  $m^2$  squares of side length  $1/m$  of which one square in each column is retained.

This trick of using orthogonal projection to get a lower estimate of Hausdorff measure only works in special circumstances and is not the basis of a more general method. Usually we need to work rather harder!

### Example 2.7

Let  $F$  be the middle third Cantor set (see figure 0.1). If  $s = \log 2 / \log 3 = 0.6309 \dots$  then  $\dim_{\mathcal{H}} F = s$  and  $\frac{1}{2} \leq \mathcal{H}^s(F) \leq 1$ .

*Heuristic calculation.* The Cantor set  $F$  splits into a left part  $F_L = F \cap [0, \frac{1}{3}]$  and a right part  $F_R = F \cap [\frac{2}{3}, 1]$ . Clearly both parts are geometrically similar to  $F$  but scaled by a ratio  $\frac{1}{3}$ , and  $F = F_L \cup F_R$  with this union disjoint. Thus for any  $s$

$$\mathcal{H}^s(F) = \mathcal{H}^s(F_L) + \mathcal{H}^s(F_R) = \left(\frac{1}{3}\right)^s \mathcal{H}^s(F) + \left(\frac{1}{3}\right)^s \mathcal{H}^s(F)$$

by the scaling property 2.1 of Hausdorff measures. *Assuming that at the critical value  $s = \dim_H F$  we have  $0 < \mathcal{H}^s(F) < \infty$*  (a big assumption, but one that can be justified) we may divide by  $\mathcal{H}^s(F)$  to get  $1 = 2(\frac{1}{3})^s$  or  $s = \log 2 / \log 3$ .

**Rigorous calculation.** We call the intervals that make up the sets  $E_k$  in the construction of  $F$  *level- $k$  intervals*. Thus  $E_k$  consists of  $2^k$  level- $k$  intervals each of length  $3^{-k}$ .

Taking the intervals of  $E_k$  as a  $3^{-k}$ -cover of  $F$  gives that  $\mathcal{H}_{3^{-k}}^s(F) \leq 2^k 3^{-ks} = 1$  if  $s = \log 2 / \log 3$ . Letting  $k \rightarrow \infty$  gives  $\mathcal{H}^s(F) \leq 1$ .

To prove that  $\mathcal{H}^s(F) \geq \frac{1}{2}$  we show that

$$\sum |U_i|^s \geq \frac{1}{2} = 3^{-s} \quad (2.14)$$

for any cover  $\{U_i\}$  of  $F$ . Clearly, it is enough to assume that the  $\{U_i\}$  are intervals, and by expanding them slightly and using the compactness of  $F$ , we need only verify (2.14) if  $\{U_i\}$  is a finite collection of closed subintervals of  $[0, 1]$ . For each  $U_i$ , let  $k$  be the integer such that

$$3^{-(k+1)} \leq |U_i| < 3^{-k}. \quad (2.15)$$

Then  $U_i$  can intersect at most one level- $k$  interval since the separation of these level- $k$  intervals is at least  $3^{-k}$ . If  $j \geq k$  then, by construction,  $U_i$  intersects at most  $2^{j-k} = 2^j 3^{-sk} \leq 2^j 3^s |U_i|^s$  level- $j$  intervals of  $E_j$ , using (2.15). If we choose  $j$  large enough so that  $3^{-(j+1)} \leq |U_i|$  for all  $U_i$ , then, since the  $\{U_i\}$  intersect all  $2^j$  basic intervals of length  $3^{-j}$ , counting intervals gives  $2^j \leq \sum_i 2^j 3^s |U_i|^s$ , which reduces to (2.14).  $\square$

With extra effort, the calculation can be adapted to show that  $\mathcal{H}^s(F) = 1$ .

It is already becoming apparent that calculation of Hausdorff measures and dimensions can be a little involved, even for simple sets. Usually it is the lower estimate that is awkward to obtain.

The ‘heuristic’ method of calculation used in Example 2.7 gives the right answer for the dimension of many self-similar sets. For example, the von Koch curve is made up of four copies of itself scaled by a factor  $\frac{1}{3}$ , and hence has dimension  $\log 4 / \log 3$ . More generally, if  $F = \bigcup_{i=1}^m F_i$ , where each  $F_i$  is geometrically similar to  $F$  but scaled by a factor  $c_i$  then, provided that the  $F_i$  do not overlap ‘too much’, the heuristic argument gives  $\dim_H F$  as the number  $s$  satisfying  $\sum_{i=1}^m c_i^s = 1$ . The validity of this formula is discussed fully in Chapter 9.

## \*2.4 Equivalent definitions of Hausdorff dimension

It is worth pointing out that there are other classes of covering set that define measures leading to Hausdorff dimension. For example, we could use coverings

by spherical balls: letting

$$\mathcal{B}_\delta^s(F) = \inf\{\Sigma|B_i|^s : \{B_i\} \text{ is a } \delta\text{-cover of } F \text{ by balls}\} \quad (2.16)$$

we obtain a measure  $\mathcal{B}^s(F) = \lim_{\delta \rightarrow 0} \mathcal{B}_\delta^s(F)$  and a ‘dimension’ at which  $\mathcal{B}^s(F)$  jumps from  $\infty$  to 0. Clearly  $\mathcal{H}_\delta^s(F) \leq \mathcal{B}_\delta^s(F)$  since any  $\delta$ -cover of  $F$  by balls is a permissible covering in the definition of  $\mathcal{H}_\delta^s$ . Also, if  $\{U_i\}$  is a  $\delta$ -cover of  $F$ , then  $\{B_i\}$  is a  $2\delta$ -cover, where, for each  $i$ ,  $B_i$  is chosen to be some ball containing  $U_i$  and of radius  $|U_i| \leq \delta$ . Thus  $\Sigma|B_i|^s \leq \Sigma(2|U_i|)^s = 2^s \Sigma|U_i|^s$ , and taking infima gives  $\mathcal{B}_{2\delta}^s(F) \leq 2^s \mathcal{H}_\delta^s(F)$ . Letting  $\delta \rightarrow 0$  it follows that  $\mathcal{H}^s(F) \leq \mathcal{B}^s(F) \leq 2^s \mathcal{H}^s(F)$ . In particular, this implies that the values of  $s$  at which  $\mathcal{H}^s$  and  $\mathcal{B}^s$  jump from  $\infty$  to 0 are the same, so that the dimensions defined by the two measures are equal.

It is easy to check that we get the same values for Hausdorff measure and dimension if in (2.1) we use  $\delta$ -covers of just open sets or just closed sets. Moreover, if  $F$  is compact, then, by expanding the covering sets slightly to open sets, and taking a finite subcover, we get the same value of  $\mathcal{H}^s(F)$  if we merely consider  $\delta$ -covers by finite collections of sets.

Net measures are another useful variant. For the sake of simplicity let  $F$  be a subset of the interval  $[0, 1)$ . A *binary interval* is an interval of the form  $[r2^{-k}, (r+1)2^{-k})$  where  $k = 0, 1, 2, \dots$  and  $r = 0, 1, \dots, 2^k - 1$ . We define

$$\mathcal{M}_\delta^s(F) = \inf\{\Sigma|U_i|^s : \{U_i\} \text{ is a } \delta\text{-cover of } F \text{ by binary intervals}\} \quad (2.17)$$

leading to the *net measures*

$$\mathcal{M}^s(F) = \lim_{\delta \rightarrow 0} \mathcal{M}_\delta^s(F). \quad (2.18)$$

Since any interval  $U \subset [0, 1)$  is contained in two consecutive binary intervals each of length at most  $2|U|$  we see, in just the same way as for the measure  $\mathcal{B}^s$ , that

$$\mathcal{H}^s(F) \leq \mathcal{M}^s(F) \leq 2^{s+1} \mathcal{H}^s(F). \quad (2.19)$$

It follows that the value of  $s$  at which  $\mathcal{M}^s(F)$  jumps from  $\infty$  to 0 equals the Hausdorff dimension of  $F$ , i.e. both definitions of measure give the same dimension.

For certain purposes net measures are much more convenient than Hausdorff measures. This is because two binary intervals are either disjoint or one of them is contained in the other, allowing any cover of binary intervals to be reduced to a cover of *disjoint* binary intervals.

## \*2.5 Finer definitions of dimension

It is sometimes desirable to have a sharper indication of dimension than just a number. To achieve this let  $h : \mathbb{R}^+ \rightarrow \mathbb{R}^+$  be a function that is increasing and

continuous, which we call a *dimension function* or *gauge function*. Analogously to (2.1) we define

$$\mathcal{H}_\delta^h(F) = \inf\{\Sigma h(|U_i|) : \{U_i\} \text{ is a } \delta\text{-cover of } F\} \quad (2.20)$$

for  $F$  a subset of  $\mathbb{R}^n$ . This leads to a measure, taking  $\mathcal{H}^h(F) = \lim_{\delta \rightarrow 0} \mathcal{H}_\delta^h(F)$ . (If  $h(t) = t^s$  this is the usual definition of  $s$ -dimensional Hausdorff measure.) If  $h$  and  $g$  are dimension functions such that  $h(t)/g(t) \rightarrow 0$  as  $t \rightarrow 0$  then, by an argument similar to (2.10), we get that  $\mathcal{H}^h(F) = 0$  whenever  $\mathcal{H}^g(F) < \infty$ . Thus partitioning the dimension functions into those for which  $\mathcal{H}^h$  is finite and those for which it is infinite gives a more precise indication of the ‘dimension’ of  $F$  than just the number  $\dim_{\mathbb{H}} F$ .

An important example of this is Brownian motion in  $\mathbb{R}^3$  (see Chapter 16 for further details). It may be shown that (with probability 1) a Brownian path has Hausdorff dimension 2 but with  $\mathcal{H}^2$ -measure equal to 0. More refined calculations show that such a path has positive and finite  $\mathcal{H}^h$ -measure, where  $h(t) = t^2 \log \log(1/t)$ . Although Brownian paths have dimension 2, the dimension is, in a sense, logarithmically smaller than 2.

## 2.6 Notes and references

The idea of defining measures using covers of sets was introduced by Carathéodory (1914). Hausdorff (1919) used this method to define the measures that now bear his name, and showed that the middle third Cantor set has positive and finite measure of dimension  $\log 2 / \log 3$ . Properties of Hausdorff measures have been developed ever since, not least by Besicovitch and his students.

Technical aspects of Hausdorff measures and dimensions are discussed in rather more detail in Falconer (1985a), and in greater generality in the books of Rogers (1998), Federer (1996) and Mattila (1995). Merzenich and Staiger (1994) relate Hausdorff dimension to formal languages and automata theory.

## Exercises

- 2.1 Verify that the value of  $\mathcal{H}^s(F)$  is unaltered if, in (2.1), we only consider  $\delta$ -covers by sets  $\{U_i\}$  that are all closed.
- 2.2 Show that  $\mathcal{H}^0(F)$  equals the number of points in the set  $F$ .
- 2.3 Verify from the definition that  $\mathcal{H}^s(\emptyset) = 0$ , that  $\mathcal{H}^s(E) \subset \mathcal{H}^s(F)$  if  $E \subset F$ , and that  $\mathcal{H}^s(\bigcup_{i=1}^{\infty} F_i) \leq \sum_{i=1}^{\infty} \mathcal{H}^s(F_i)$ .
- 2.4 Let  $F$  be the closed interval  $[0, 1]$ . Show that  $\mathcal{H}^s(F) = \infty$  if  $0 \leq s < 1$ , that  $\mathcal{H}^s(F) = 0$  if  $s > 1$ , and that  $0 < \mathcal{H}^1(F) < \infty$ .
- 2.5 Let  $f : \mathbb{R} \rightarrow \mathbb{R}$  be a differentiable function with continuous derivative. Show that  $\dim_{\mathbb{H}} f(F) \leq \dim_{\mathbb{H}} F$  for any set  $F$ . (Consider the case of  $F$  bounded first and show that  $f$  is Lipschitz on  $F$ .)

- 2.6 Let  $f : \mathbb{R} \rightarrow \mathbb{R}$  be the function  $f(x) = x^2$ , and let  $F$  be any subset of  $\mathbb{R}$ . Show that  $\dim_{\text{H}} f(F) = \dim_{\text{H}} F$ .
- 2.7 Let  $f : [0, 1] \rightarrow \mathbb{R}$  be a Lipschitz function. Writing  $\text{graph } f = \{(x, f(x)) : 0 \leq x \leq 1\}$ , show that  $\dim_{\text{H}} \text{graph } f = 1$ . Note, in particular, that this is true if  $f$  is continuously differentiable, see Exercise 1.13.
- 2.8 What is the Hausdorff dimension of the sets  $\{0, 1, 2, 3, \dots\}$  and  $\{0, 1, \frac{1}{2}, \frac{1}{3}, \frac{1}{4}, \dots\}$  in  $\mathbb{R}$ ?
- 2.9 Let  $F$  be the set consisting of the numbers between 0 and 1 whose decimal expansions do not contain the digit 5. Use a 'heuristic' argument to show that  $\dim_{\text{H}} F = \log 9 / \log 10$ . Can you prove this by a rigorous argument? Generalize this result.
- 2.10 Let  $F$  consist of the points  $(x, y) \in \mathbb{R}^2$  such that the decimal expansions of neither  $x$  or  $y$  contain the digit 5. Use a 'heuristic' argument to show that  $\dim_{\text{H}} F = 2 \log 9 / \log 10$ .
- 2.11 Use a 'heuristic' argument to show that the Hausdorff dimension of the set depicted in figure 0.5 is given by the solution of the equation  $4(\frac{1}{4})^s + (\frac{1}{2})^s = 1$ . By solving a quadratic equation in  $(\frac{1}{2})^s$ , find an explicit expression for  $s$ .
- 2.12 Let  $F$  be the set of real numbers with base-3 expansion  $b_m b_{m-1} \dots b_1 \cdot a_1 a_2 \dots$  with none of the digits  $b_i$  or  $a_i$  equal to 1. (Thus  $F$  is constructed by a Cantor-like process extending outwards as well as inwards.) What is the Hausdorff dimension of  $F$ ?
- 2.13 What is the Hausdorff dimension of the set of numbers  $x$  with base-3 expansion  $0 \cdot a_1 a_2 \dots$  for which there is a positive integer  $k$  (which may depend on  $x$ ) such that  $a_i \neq 1$  for all  $i \geq k$ ?
- 2.14 Let  $F$  be the middle- $\lambda$  Cantor set (obtained by removing a proportion  $0 < \lambda < 1$  from the middle of intervals). Use a 'heuristic argument' to show that  $\dim_{\text{H}} F = \log 2 / \log(2/(1-\lambda))$ . Now let  $E = F \times F \subset \mathbb{R}^2$ . Show in the same way that  $\dim_{\text{H}} E = 2 \log 2 / \log(2/(1-\lambda))$ .
- 2.15 Show that there is a totally disconnected subset of the plane of Hausdorff dimension  $s$  for every  $0 \leq s \leq 2$ . (Modify the construction of the Cantor dust in figure 0.4.)
- 2.16 Let  $S$  be the unit circle in the plane, with points on  $S$  parameterized by the angle  $\theta$  subtended at the centre with a fixed axis, so that  $\theta_1$  and  $\theta_2$  represent the same point if and only if  $\theta_1$  and  $\theta_2$  differ by a multiple of  $2\pi$ , in the usual way. Let  $F = \{\theta \in S : 0 \leq 3^k \theta \leq \pi \pmod{2\pi} \text{ for all } k = 1, 2, \dots\}$ . Show that  $\dim_{\text{H}} F = \log 2 / \log 3$ .
- 2.17 Show that if  $h$  and  $g$  are dimension functions such that  $h(t)/g(t) \rightarrow 0$  as  $t \rightarrow 0$  then  $\mathcal{H}^h(F) = 0$  whenever  $\mathcal{H}^g(F) < \infty$ .

## Chapter 3 Alternative definitions of dimension

Hausdorff dimension, discussed in the last chapter, is the principal definition of dimension that we shall work with. However, other definitions are in widespread use, and it is appropriate to examine some of these and their inter-relationship. Not all definitions are generally applicable—some only describe particular classes of set, such as curves.

Fundamental to most definitions of dimension is the idea of ‘measurement at scale  $\delta$ ’. For each  $\delta$ , we measure a set in a way that ignores irregularities of size less than  $\delta$ , and we see how these measurements behave as  $\delta \rightarrow 0$ . For example, if  $F$  is a plane curve, then our measurement,  $M_\delta(F)$ , might be the number of steps required by a pair of dividers set at length  $\delta$  to traverse  $F$ . A dimension of  $F$  is then determined by the power law (if any) obeyed by  $M_\delta(F)$  as  $\delta \rightarrow 0$ . If

$$M_\delta(F) \sim c\delta^{-s} \quad (3.1)$$

for constants  $c$  and  $s$ , we might say that  $F$  has ‘divider dimension’  $s$ , with  $c$  regarded as the ‘ $s$ -dimensional length’ of  $F$ . Taking logarithms

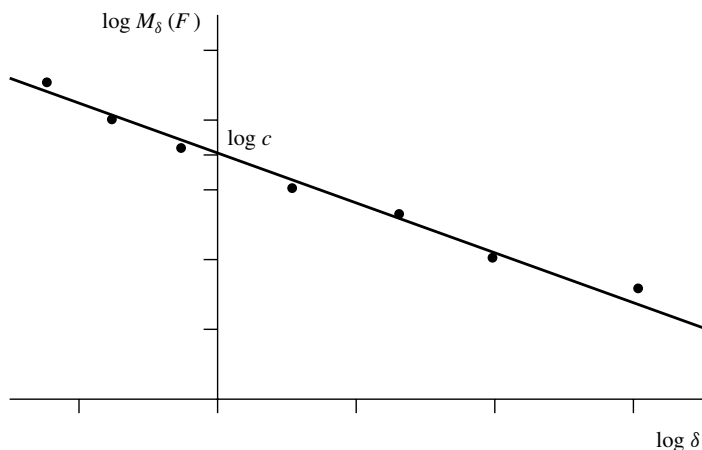
$$\log M_\delta(F) \simeq \log c - s \log \delta \quad (3.2)$$

in the sense that the difference of the two sides tends to 0 with  $\delta$ , and

$$s = \lim_{\delta \rightarrow 0} \frac{\log M_\delta(F)}{-\log \delta}. \quad (3.3)$$

These formulae are appealing for computational or experimental purposes, since  $s$  can be estimated as minus the gradient of a log–log graph plotted over a suitable range of  $\delta$ ; see figure 3.1. Of course, for real phenomena, we can only work with a finite range of  $\delta$ ; theory and experiment diverge before an atomic scale is





**Figure 3.1** Empirical estimation of a dimension of a set  $F$ , on the power-law assumption  $M_\delta(F) \sim c\delta^{-s}$

reached. For example, if  $F$  is the coastline of Britain, plotting a log–log graph for  $\delta$  between 20 m and 200 km gives the divider dimension of  $F$  about 1.2.

There may be no exact power law for  $M_\delta(F)$ , and the closest we can get to (3.3) are the lower and upper limits.

For the value of  $s$  given by (3.1) to behave like a dimension, the method of measurement needs to scale with the set, so that doubling the size of  $F$  and at the same time doubling the scale at which measurement takes place does not affect the answer; that is, we require  $M_\delta(\delta F) = M_1(F)$  for all  $\delta$ . If we modify our example and redefine  $M_\delta(F)$  to be the sum of the divider step lengths then  $M_\delta(F)$  is homogeneous of degree 1, i.e.  $M_\delta(\delta F) = \delta^1 M_1(F)$  for  $\delta > 0$ , and this must be taken into account when defining the dimension. In general, if  $M_\delta(F)$  is homogeneous of degree  $d$ , that is  $M_\delta(\delta F) = \delta^d M_1(F)$ , then a power law of the form  $M_\delta(F) \sim c\delta^{d-s}$  corresponds to a dimension  $s$ .

There are no hard and fast rules for deciding whether a quantity may reasonably be regarded as a dimension. There are many definitions that do not fit exactly into the above, rather simplified, scenario. The factors that determine the acceptability of a definition of a dimension are recognized largely by experience and intuition. In general one looks for some sort of scaling behaviour, a naturalness of the definition in the particular context and properties typical of dimensions such as those discussed below.

A word of warning: as we shall see, apparently similar definitions of dimension can have widely differing properties. It should not be assumed that different definitions give the same value of dimension, even for ‘nice’ sets. Such assumptions have led to major misconceptions and confusion in the past. It is necessary to derive the properties of any ‘dimension’ from its definition. The properties of Hausdorff dimension (on which we shall largely concentrate in the later chapters of this book) do not necessarily all hold for other definitions.

What are the desirable properties of a ‘dimension’? Those derived in the last chapter for Hausdorff dimension are fairly typical.

*Monotonicity.* If  $E \subset F$  then  $\dim_{\text{H}} E \leq \dim_{\text{H}} F$ .

*Stability.*  $\dim_{\text{H}}(E \cup F) = \max(\dim_{\text{H}} E, \dim_{\text{H}} F)$ .

*Countable stability.*  $\dim_{\text{H}} \left( \bigcup_{i=1}^{\infty} F_i \right) = \sup_{1 \leq i < \infty} \dim_{\text{H}} F_i$ .

*Geometric invariance.*  $\dim_{\text{H}} f(F) = \dim_{\text{H}} F$  if  $f$  is a transformation of  $\mathbb{R}^n$  such as a translation, rotation, similarity or affinity.

*Lipschitz invariance.*  $\dim_{\text{H}} f(F) = \dim_{\text{H}} F$  if  $f$  is a bi-Lipschitz transformation.

*Countable sets.*  $\dim_{\text{H}} F = 0$  if  $F$  is finite or countable.

*Open sets.* If  $F$  is an open subset of  $\mathbb{R}^n$  then  $\dim_{\text{H}} F = n$ .

*Smooth manifolds.*  $\dim_{\text{H}} F = m$  if  $F$  is a smooth  $m$ -dimensional manifold (curve, surface, etc.).

All definitions of dimension are monotonic, most are stable, but, as we shall see, some common definitions fail to exhibit countable stability and may have countable sets of positive dimension. All the usual dimensions are Lipschitz invariant, and, therefore, geometrically invariant. The ‘open sets’ and ‘smooth manifolds’ properties ensure that the dimension is an extension of the classical definition. Note that different definitions of dimension can provide different information about which sets are Lipschitz equivalent.

### 3.1 Box-counting dimensions

Box-counting or box dimension is one of the most widely used dimensions. Its popularity is largely due to its relative ease of mathematical calculation and empirical estimation. The definition goes back at least to the 1930s and it has been variously termed Kolmogorov entropy, entropy dimension, capacity dimension (a term best avoided in view of potential theoretic associations), metric dimension, logarithmic density and information dimension. We shall always refer to box or box-counting dimension to avoid confusion.

Let  $F$  be any non-empty bounded subset of  $\mathbb{R}^n$  and let  $N_{\delta}(F)$  be the smallest number of sets of diameter at most  $\delta$  which can cover  $F$ . The *lower* and *upper box-counting dimensions* of  $F$  respectively are defined as

$$\underline{\dim}_{\text{B}} F = \lim_{\delta \rightarrow 0} \frac{\log N_{\delta}(F)}{-\log \delta} \quad (3.4)$$

$$\overline{\dim}_{\text{B}} F = \lim_{\delta \rightarrow 0} \frac{\log N_{\delta}(F)}{-\log \delta}. \quad (3.5)$$

If these are equal we refer to the common value as the *box-counting dimension* or *box dimension* of  $F$

$$\dim_{\text{B}} F = \lim_{\delta \rightarrow 0} \frac{\log N_{\delta}(F)}{-\log \delta}. \quad (3.6)$$

Here, and throughout the book, we assume that  $\delta > 0$  is sufficiently small to ensure that  $-\log \delta$  and similar quantities are strictly positive. To avoid problems with ‘ $\log 0$ ’ or ‘ $\log \infty$ ’ we generally consider box dimension only for non-empty bounded sets. In developing the general theory of box dimensions we assume that sets considered are non-empty and bounded.

There are several equivalent definitions of box dimension that are sometimes more convenient to use. Consider the collection of cubes in the  $\delta$ -coordinate mesh of  $\mathbb{R}^n$ , i.e. cubes of the form

$$[m_1\delta, (m_1 + 1)\delta] \times \cdots \times [m_n\delta, (m_n + 1)\delta]$$

where  $m_1, \dots, m_n$  are integers. (Recall that a ‘cube’ is an interval in  $\mathbb{R}^1$  and a square in  $\mathbb{R}^2$ .) Let  $N'_\delta(F)$  be the number of  $\delta$ -mesh cubes that intersect  $F$ . They obviously provide a collection of  $N'_\delta(F)$  sets of diameter  $\delta\sqrt{n}$  that cover  $F$ , so

$$N_{\delta\sqrt{n}}(F) \leq N'_\delta(F).$$

If  $\delta\sqrt{n} < 1$  then

$$\frac{\log N_{\delta\sqrt{n}}(F)}{-\log(\delta\sqrt{n})} \leq \frac{\log N'_\delta(F)}{-\log \sqrt{n} - \log \delta}$$

so taking limits as  $\delta \rightarrow 0$

$$\underline{\dim}_B F \leq \lim_{\delta \rightarrow 0} \frac{\log N'_\delta(F)}{-\log \delta} \quad (3.7)$$

and

$$\overline{\dim}_B F \leq \lim_{\delta \rightarrow 0} \frac{\log N'_\delta(F)}{-\log \delta}. \quad (3.8)$$

On the other hand, any set of diameter at most  $\delta$  is contained in  $3^n$  mesh cubes of side  $\delta$  (by choosing a cube containing some point of the set together with its neighbouring cubes). Thus

$$N'_\delta(F) \leq 3^n N_\delta(F)$$

and taking logarithms and limits as  $\delta \rightarrow 0$  leads to the opposite inequalities to (3.7) and (3.8). Hence to find the box dimensions (3.4)–(3.6), we can equally well take  $N_\delta(F)$  to be the number of mesh cubes of side  $\delta$  that intersect  $F$ .

This version of the definitions is widely used empirically. To find the box dimension of a plane set  $F$  we draw a mesh of squares or boxes of side  $\delta$  and count the number  $N_\delta(F)$  that overlap the set for various small  $\delta$  (hence the name ‘box-counting’). The dimension is the logarithmic rate at which  $N_\delta(F)$  increases as  $\delta \rightarrow 0$ , and may be estimated by the gradient of the graph of  $\log N_\delta(F)$  against  $-\log \delta$ .

This definition gives an interpretation of the meaning of box dimension. The number of mesh cubes of side  $\delta$  that intersect a set is an indication of how spread out or irregular the set is when examined at scale  $\delta$ . The dimension reflects how rapidly the irregularities develop as  $\delta \rightarrow 0$ .

Another frequently used definition of box dimension is obtained by taking  $N_\delta(F)$  in (3.4)–(3.6) to be the smallest number of *arbitrary* cubes of side  $\delta$  required to cover  $F$ . The equivalence of this definition follows as in the mesh cube case, noting that any cube of side  $\delta$  has diameter  $\delta\sqrt{n}$ , and that any set of diameter at most  $\delta$  is contained in a cube of side  $\delta$ .

Similarly, we get exactly the same values if in (3.4)–(3.6) we take  $N_\delta(F)$  as the smallest number of closed balls of radius  $\delta$  that cover  $F$ .

A less obviously equivalent formulation of box dimension has the *largest* number of *disjoint* balls of radius  $\delta$  with centres in  $F$ . Let this number be  $N'_\delta(F)$ , and let  $B_1, \dots, B_{N'_\delta(F)}$  be disjoint balls centred in  $F$  and of radius  $\delta$ . If  $x$  belongs to  $F$  then  $x$  must be within distance  $\delta$  of one of the  $B_i$ , otherwise the ball of centre  $x$  and radius  $\delta$  can be added to form a larger collection of disjoint balls. Thus the  $N'_\delta(F)$  balls concentric with the  $B_i$  but of radius  $2\delta$  (diameter  $4\delta$ ) cover  $F$ , giving

$$N_{4\delta}(F) \leq N'_\delta(F). \quad (3.9)$$

Suppose also that  $B_1, \dots, B_{N'_\delta(F)}$  are disjoint balls of radii  $\delta$  with centres in  $F$ . Let  $U_1, \dots, U_k$  be any collection of sets of diameter at most  $\delta$  which cover  $F$ . Since the  $U_j$  must cover the centres of the  $B_i$ , each  $B_i$  must contain at least one of the  $U_j$ . As the  $B_i$  are disjoint there are at least as many  $U_j$  as  $B_i$ . Hence

$$N'_\delta(F) \leq N_\delta(F). \quad (3.10)$$

Taking logarithms and limits of (3.9) and (3.10) shows that the values of (3.4)–(3.6) are unaltered if  $N_\delta(F)$  is replaced by this  $N'_\delta(F)$ .

These various definitions are summarized below and in figure 3.2.

### Equivalent definitions 3.1

The lower and upper box-counting dimensions of a subset  $F$  of  $\mathbb{R}^n$  are given by

$$\underline{\dim}_B F = \lim_{\delta \rightarrow 0} \frac{\log N_\delta(F)}{-\log \delta} \quad (3.11)$$

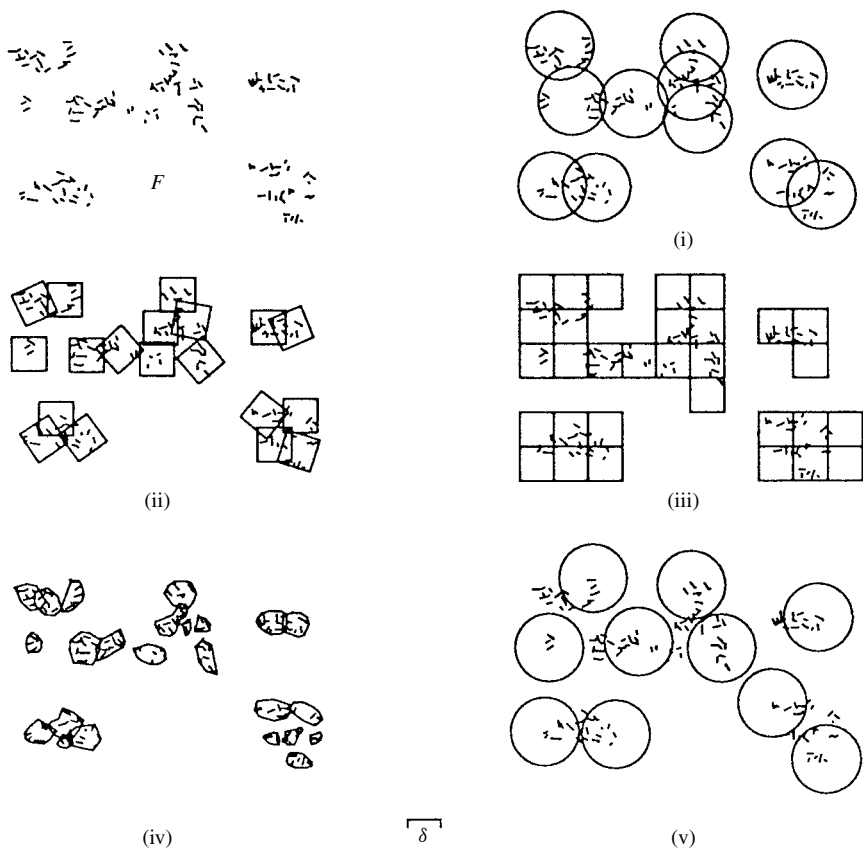
$$\overline{\dim}_B F = \lim_{\delta \rightarrow 0} \frac{\log N'_\delta(F)}{-\log \delta} \quad (3.12)$$

and the box-counting dimension of  $F$  by

$$\dim_B F = \lim_{\delta \rightarrow 0} \frac{\log N_\delta(F)}{-\log \delta} \quad (3.13)$$

(if this limit exists), where  $N_\delta(F)$  is any of the following:

- (i) the smallest number of closed balls of radius  $\delta$  that cover  $F$ ;
- (ii) the smallest number of cubes of side  $\delta$  that cover  $F$ ;
- (iii) the number of  $\delta$ -mesh cubes that intersect  $F$ ;
- (iv) the smallest number of sets of diameter at most  $\delta$  that cover  $F$ ;
- (v) the largest number of disjoint balls of radius  $\delta$  with centres in  $F$ .



**Figure 3.2** Five ways of finding the box dimension of  $F$ ; see Equivalent definitions 3.1. The number  $N_\delta(F)$  is taken to be: (i) the least number of closed balls of radius  $\delta$  that cover  $F$ ; (ii) the least number of cubes of side  $\delta$  that cover  $F$ ; (iii) the number of  $\delta$ -mesh cubes that intersect  $F$ ; (iv) the least number of sets of diameter at most  $\delta$  that cover  $F$ ; (v) the greatest number of disjoint balls of radius  $\delta$  with centres in  $F$

This list could be extended further; in practice one adopts the definition most convenient for a particular application.

It is worth noting that, in (3.11)–(3.13), it is enough to consider limits as  $\delta$  tends to 0 through any decreasing sequence  $\delta_k$  such that  $\delta_{k+1} \geq c\delta_k$  for some constant  $0 < c < 1$ ; in particular for  $\delta_k = c^k$ . To see this, note that if  $\delta_{k+1} \leq \delta < \delta_k$ , then, with  $N_\delta(F)$  the least number of sets in a  $\delta$ -cover of  $F$ ,

$$\frac{\log N_\delta(F)}{-\log \delta} \leq \frac{\log N_{\delta_{k+1}}(F)}{-\log \delta_k} = \frac{\log N_{\delta_{k+1}}(F)}{-\log \delta_{k+1} + \log(\delta_{k+1}/\delta_k)} \leq \frac{\log N_{\delta_{k+1}}(F)}{-\log \delta_{k+1} + \log c}$$

and so

$$\overline{\lim}_{\delta \rightarrow 0} \frac{\log N_\delta(F)}{-\log \delta} \leq \overline{\lim}_{k \rightarrow \infty} \frac{\log N_{\delta_k}(F)}{-\log \delta_k}. \quad (3.14)$$

The opposite inequality is trivial; the case of lower limits may be dealt with in the same way.

There is an equivalent definition of box dimension of a rather different form that is worth mentioning. Recall that the  $\delta$ -neighbourhood  $F_\delta$  of a subset  $F$  of  $\mathbb{R}^n$  is

$$F_\delta = \{x \in \mathbb{R}^n : |x - y| \leq \delta \text{ for some } y \in F\} \quad (3.15)$$

i.e. the set of points within distance  $\delta$  of  $F$ . We consider the rate at which the  $n$ -dimensional volume of  $F_\delta$  shrinks as  $\delta \rightarrow 0$ . In  $\mathbb{R}^3$ , if  $F$  is a single point then  $F_\delta$  is a ball with  $\text{vol}(F_\delta) = \frac{4}{3}\pi\delta^3$ , if  $F$  is a segment of length  $l$  then  $F_\delta$  is ‘sausage-like’ with  $\text{vol}(F_\delta) \sim \pi l\delta^2$ , and if  $F$  is a flat set of area  $a$  then  $F_\delta$  is essentially a thickening of  $F$  with  $\text{vol}(F_\delta) \sim 2a\delta$ . In each case,  $\text{vol}(F_\delta) \sim c\delta^{3-s}$  where the integer  $s$  is the dimension of  $F$ , so that exponent of  $\delta$  is indicative of the dimension. The coefficient  $c$  of  $\delta^{3-s}$ , known as the *Minkowski content* of  $F$ , is a measure of the length, area or volume of the set as appropriate.

This idea extends to fractional dimensions. If  $F$  is a subset of  $\mathbb{R}^n$  and, for some  $s$ ,  $\text{vol}^n(F_\delta)/\delta^{n-s}$  tends to a positive finite limit as  $\delta \rightarrow 0$  where  $\text{vol}^n$  denotes  $n$ -dimensional volume, then it makes sense to regard  $F$  as  $s$ -dimensional. The limiting value is called the *s-dimensional content* of  $F$ —a concept of slightly restricted use since it is not necessarily additive on disjoint subsets, i.e. is not a measure. Even if this limit does not exist, we may be able to extract the critical exponent of  $\delta$  and this turns out to be related to the box dimension.

### Proposition 3.2

If  $F$  is a subset of  $\mathbb{R}^n$ , then

$$\begin{aligned} \underline{\dim}_B F &= n - \overline{\lim}_{\delta \rightarrow 0} \frac{\log \text{vol}^n(F_\delta)}{\log \delta} \\ \overline{\dim}_B F &= n - \underline{\lim}_{\delta \rightarrow 0} \frac{\log \text{vol}^n(F_\delta)}{\log \delta} \end{aligned}$$

where  $F_\delta$  is the  $\delta$ -neighbourhood of  $F$ .

*Proof.* If  $F$  can be covered by  $N_\delta(F)$  balls of radius  $\delta < 1$  then  $F_\delta$  can be covered by the concentric balls of radius  $2\delta$ . Hence

$$\text{vol}^n(F_\delta) \leq N_\delta(F)c_n(2\delta)^n$$

where  $c_n$  is the volume of the unit ball in  $\mathbb{R}^n$ . Taking logarithms,

$$\frac{\log \text{vol}^n(F_\delta)}{-\log \delta} \leq \frac{\log 2^n c_n + n \log \delta + \log N_\delta(F)}{-\log \delta},$$

so

$$\lim_{\delta \rightarrow 0} \frac{\log \text{vol}^n(F_\delta)}{-\log \delta} \leq -n + \underline{\dim}_B F \quad (3.16)$$

with a similar inequality for the upper limits. On the other hand if there are  $N_\delta(F)$  disjoint balls of radius  $\delta$  with centres in  $F$ , then by adding their volumes,

$$N_\delta(F) c_n \delta^n \leq \text{vol}^n(F_\delta).$$

Taking logarithms and letting  $\delta \rightarrow 0$  gives the opposite inequality to (3.16), using Equivalent definition 3.1(v).  $\square$

In the context of Proposition 3.2, box dimension is sometimes referred to as *Minkowski dimension* or *Minkowski–Bouligand dimension*.

It is important to understand the relationship between box-counting dimension and Hausdorff dimension. If  $F$  can be covered by  $N_\delta(F)$  sets of diameter  $\delta$ , then, from definition (2.1),

$$\mathcal{H}_\delta^s(F) \leq N_\delta(F) \delta^s.$$

If  $1 < \mathcal{H}^s(F) = \lim_{\delta \rightarrow 0} \mathcal{H}_\delta^s(F)$  then  $\log N_\delta(F) + s \log \delta > 0$  if  $\delta$  is sufficiently small. Thus  $s \leq \underline{\lim}_{\delta \rightarrow 0} \log N_\delta(F) / -\log \delta$  so

$$\dim_H F \leq \underline{\dim}_B F \leq \overline{\dim}_B F \quad (3.17)$$

for every  $F \subset \mathbb{R}^n$ . We do *not* in general get equality here. Although Hausdorff and box dimensions are equal for many ‘reasonably regular’ sets, there are plenty of examples where this inequality is strict.

Roughly speaking (3.6) says that  $N_\delta(F) \simeq \delta^{-s}$  for small  $\delta$ , where  $s = \dim_B F$ . More precisely, it says that

$$N_\delta(F) \delta^s \rightarrow \infty \quad \text{if } s < \dim_B F$$

and

$$N_\delta(F) \delta^s \rightarrow 0 \quad \text{if } s > \dim_B F.$$

But

$$N_\delta(F) \delta^s = \inf \left\{ \sum_i \delta^s : \{U_i\} \text{ is a (finite) } \delta\text{-cover of } F \right\},$$

which should be compared with

$$\mathcal{H}_\delta^s(F) = \inf \left\{ \sum_i |U_i|^s : \{U_i\} \text{ is a } \delta\text{-cover of } F \right\},$$

which occurs in the definitions of Hausdorff measure and dimension. In calculating Hausdorff dimension, we assign different weights  $|U_i|^s$  to the covering sets  $U_i$ , whereas for the box dimensions we use the same weight  $\delta^s$  for each covering set. Box dimensions may be thought of as indicating the efficiency with which a set may be covered by small sets of equal size, whereas Hausdorff dimension involves coverings by sets of small but perhaps widely varying size.

There is a temptation to introduce the quantity  $v(F) = \lim_{\delta \rightarrow 0} N_\delta(F) \delta^s$ , but this does *not* give a measure on subsets of  $\mathbb{R}^n$ . As we shall see, one consequence of this is that box dimensions have a number of unfortunate properties, and can be awkward to handle mathematically.

Since box dimensions are determined by coverings by sets of equal size they tend to be easier to calculate than Hausdorff dimensions. Just as with Hausdorff dimension, calculations of box dimension usually involve finding a lower bound and an upper bound separately, each bound depending on a geometric observation followed by an algebraic estimate.

### Example 3.3

Let  $F$  be the middle third Cantor set (figure 0.1). Then  $\underline{\dim}_B F = \overline{\dim}_B F = \log 2 / \log 3$ .

*Calculation.* The obvious covering by the  $2^k$  level- $k$  intervals of  $E_k$  of length  $3^{-k}$  gives that  $N_\delta(F) \leq 2^k$  if  $3^{-k} < \delta \leq 3^{-k+1}$ . From (3.5)

$$\overline{\dim}_B F = \lim_{\delta \rightarrow 0} \frac{\log N_\delta(F)}{-\log \delta} \leq \lim_{k \rightarrow \infty} \frac{\log 2^k}{\log 3^{k-1}} = \frac{\log 2}{\log 3}.$$

On the other hand, any interval of length  $\delta$  with  $3^{-k-1} \leq \delta < 3^{-k}$  intersects at most one of the level- $k$  intervals of length  $3^{-k}$  used in the construction of  $F$ . There are  $2^k$  such intervals so at least  $2^k$  intervals of length  $\delta$  are required to cover  $F$ . Hence  $N_\delta(F) \geq 2^k$  leading to  $\underline{\dim}_B F \geq \log 2 / \log 3$ .  $\square$

Thus, at least for the Cantor set,  $\dim_H F = \dim_B F$ .

## 3.2 Properties and problems of box-counting dimension

The following elementary properties of box dimension mirror those of Hausdorff dimension, and may be verified in much the same way.



- (i) A smooth  $m$ -dimensional submanifold of  $\mathbb{R}^n$  has  $\dim_{\mathbb{B}} F = m$ .
- (ii)  $\underline{\dim}_{\mathbb{B}}$  and  $\overline{\dim}_{\mathbb{B}}$  are monotonic.
- (iii)  $\dim_{\mathbb{B}}$  is *finitely* stable, i.e.

$$\overline{\dim}_{\mathbb{B}}(E \cup F) = \max \{ \overline{\dim}_{\mathbb{B}} E, \overline{\dim}_{\mathbb{B}} F \};$$

the corresponding identity does *not* hold for  $\underline{\dim}_{\mathbb{B}}$ .

- (iv)  $\underline{\dim}_{\mathbb{B}}$  and  $\overline{\dim}_{\mathbb{B}}$  are bi-Lipschitz invariant. This is so because, if  $|f(x) - f(y)| \leq c|x - y|$  and  $F$  can be covered by  $N_{\delta}(F)$  sets of diameter at most  $\delta$ , then the  $N_{\delta}(F)$  images of these sets under  $f$  form a cover of  $f(F)$  by sets of diameter at most  $c\delta$ , thus  $\dim_{\mathbb{B}} f(F) \leq \dim_{\mathbb{B}} F$ . Similarly, box dimensions behave just like Hausdorff dimensions under bi-Lipschitz and Hölder transformations.

We now start to encounter the disadvantages of box-counting dimension. The next proposition is at first appealing, but has undesirable consequences.

### Proposition 3.4

Let  $\overline{F}$  denote the closure of  $F$  (i.e. the smallest closed subset of  $\mathbb{R}^n$  containing  $F$ ). Then

$$\underline{\dim}_{\mathbb{B}} \overline{F} = \underline{\dim}_{\mathbb{B}} F$$

and

$$\overline{\dim}_{\mathbb{B}} \overline{F} = \overline{\dim}_{\mathbb{B}} F.$$

*Proof.* Let  $B_1, \dots, B_k$  be a finite collection of closed balls of radii  $\delta$ . If the closed set  $\bigcup_{i=1}^k B_i$  contains  $F$ , it also contains  $\overline{F}$ . Hence the smallest number of closed balls of radius  $\delta$  that cover  $F$  equals the smallest number required to cover the larger set  $\overline{F}$ . The result follows.  $\square$

An immediate consequence of this is that if  $F$  is a dense subset of an open region of  $\mathbb{R}^n$  then  $\underline{\dim}_{\mathbb{B}} F = \overline{\dim}_{\mathbb{B}} F = n$ . For example, let  $F$  be the (countable) set of rational numbers between 0 and 1. Then  $\overline{F}$  is the entire interval  $[0, 1]$ , so that  $\underline{\dim}_{\mathbb{B}} F = \underline{\dim}_{\mathbb{B}} \overline{F} = 1$ . Thus countable sets can have non-zero box dimension. Moreover, the box-counting dimension of each rational number regarded as a one-point set is clearly zero, but the countable union of these singleton sets has dimension 1. Consequently, it is not generally true that  $\dim_{\mathbb{B}} \bigcup_{i=1}^{\infty} F_i = \sup_i \dim_{\mathbb{B}} F_i$ .

This severely limits the usefulness of box dimension—introducing a small, i.e. countable, set of points can play havoc with the dimension. We might hope to salvage something by restricting attention to closed sets, but difficulties still remain.

### Example 3.5

$F = \{0, 1, \frac{1}{2}, \frac{1}{3}, \dots\}$  is a compact set with  $\dim_{\mathbb{B}} F = \frac{1}{2}$ .

*Calculation.* Let  $0 < \delta < \frac{1}{2}$  and let  $k$  be the integer satisfying  $1/(k-1)k > \delta \geq 1/k(k+1)$ . If  $|U| \leq \delta$ , then  $U$  can cover at most one of the points  $\{1, \frac{1}{2}, \dots, 1/k\}$  since  $1/(k-1) - 1/k = 1/(k-1)k > \delta$ . Thus at least  $k$  sets of diameter  $\delta$  are required to cover  $F$ , so  $N_\delta(F) \geq k$  giving

$$\frac{\log N_\delta(F)}{-\log \delta} \geq \frac{\log k}{\log k(k+1)}.$$

Letting  $\delta \rightarrow 0$  so  $k \rightarrow \infty$  gives  $\underline{\dim}_B F \geq \frac{1}{2}$ . On the other hand, if  $\frac{1}{2} > \delta > 0$ , take  $k$  such that  $1/(k-1)k > \delta \geq 1/k(k+1)$ . Then  $(k+1)$  intervals of length  $\delta$  cover  $[0, 1/k]$ , leaving  $k-1$  points of  $F$  which can be covered by another  $k-1$  intervals. Thus  $N_\delta(F) \leq 2k$ , so

$$\frac{\log N_\delta(F)}{-\log \delta} \leq \frac{\log(2k)}{\log k(k-1)}$$

giving

$$\overline{\dim}_B F \leq \frac{1}{2}. \quad \square$$

No-one would regard this set, with all but one of its points isolated, as a fractal, yet it has large box dimension.

Nevertheless, as well as being convenient in practice, box dimensions are very useful in theory. If, as often happens, it can be shown that a set has equal box and Hausdorff dimensions, the interplay between these definitions can be used to powerful effect.

### \*3.3 Modified box-counting dimensions

There are ways of overcoming the difficulties of box dimension outlined in the last section. However, they may not at first seem appealing since they re-introduce all the difficulties of calculation associated with Hausdorff dimension and more.

For  $F$  a subset of  $\mathbb{R}^n$  we can try to decompose  $F$  into a countable number of pieces  $F_1, F_2, \dots$  in such a way that the largest piece has as small a dimension as possible. This idea leads to the following *modified box-counting dimensions*:

$$\underline{\dim}_{MB} F = \inf \left\{ \sup_i \underline{\dim}_B F_i : F \subset \bigcup_{i=1}^{\infty} F_i \right\} \quad (3.18)$$

$$\overline{\dim}_{MB} F = \inf \left\{ \sup_i \overline{\dim}_B F_i : F \subset \bigcup_{i=1}^{\infty} F_i \right\}. \quad (3.19)$$

(In both cases the infimum is over all possible countable covers  $\{F_i\}$  of  $F$ .) Clearly  $\underline{\dim}_{MB} F \leq \underline{\dim}_B F$  and  $\overline{\dim}_{MB} F \leq \overline{\dim}_B F$ . However, we now have that

$\underline{\dim}_{\text{MB}} F = \overline{\dim}_{\text{MB}} F = 0$  if  $F$  is countable—just take the  $F_i$  to be one-point sets. Moreover, for any subset  $F$  of  $\mathbb{R}^n$ ,

$$0 \leq \dim_H F \leq \underline{\dim}_{\text{MB}} F \leq \overline{\dim}_{\text{MB}} F \leq \overline{\dim}_B F \leq n. \quad (3.20)$$

It is easy to see that  $\underline{\dim}_{\text{MB}}$  and  $\overline{\dim}_{\text{MB}}$  recover all the desirable properties of a dimension, but they can be hard to calculate. However, there is a useful test for compact sets to have equal box and modified box dimensions. It applies to sets that might be described as ‘dimensionally homogeneous’.

### Proposition 3.6

Let  $F \subset \mathbb{R}^n$  be compact. Suppose that

$$\overline{\dim}_B(F \cap V) = \overline{\dim}_B F \quad (3.21)$$

for all open sets  $V$  that intersect  $F$ . Then  $\overline{\dim}_B F = \overline{\dim}_{\text{MB}} F$ . A similar result holds for lower box-counting dimensions.

*Proof.* Let  $F \subset \bigcup_{i=1}^{\infty} F_i$  with each  $F_i$  closed. A version of Baire’s category theorem (which may be found in any text on basic general topology, and which we quote without proof) states that there is an index  $i$  and an open set  $V \subset \mathbb{R}^n$  such that  $F \cap V \subset F_i$ . For this  $i$ ,  $\overline{\dim}_B F_i = \overline{\dim}_B F$ . Using (3.19) and Proposition 3.4

$$\begin{aligned} \overline{\dim}_{\text{MB}} F &= \inf \left\{ \sup \overline{\dim}_B F_i : F \subset \bigcup_{i=1}^{\infty} F_i \text{ where the } F_i \text{ are closed sets} \right\} \\ &\geq \overline{\dim}_B F. \end{aligned}$$

The opposite inequality is contained in (3.20). A similar argument deals with the lower dimensions.  $\square$

For an application, let  $F$  be a compact set with a high degree of self-similarity, for instance the middle third Cantor set or von Koch curve. If  $V$  is any open set that intersects  $F$ , then  $F \cap V$  contains a geometrically similar copy of  $F$  which must have upper box dimension equal to that of  $F$ , so that (3.21) holds, leading to equal box and modified box dimensions.

## \*3.4 Packing measures and dimensions

Unlike Hausdorff dimension, neither the box dimensions or modified box dimensions are defined in terms of measures, and this can present difficulties in their theoretical development. Nevertheless, the circle of ideas in the last section may be completed in a way that is, at least mathematically, elegant. Recall that Hausdorff dimension may be defined using economical coverings by small balls (2.16)

whilst  $\underline{\dim}_B$  may be defined using economical coverings by small balls of equal radius (Equivalent definition 3.1(i)). On the other hand  $\overline{\dim}_B$  may be thought of as a dimension that depends on packings by disjoint balls of equal radius that are as dense as possible (Equivalent definition 3.1(v)). Coverings and packings play a dual role in many areas of mathematics and it is therefore natural to try to look for a dimension that is defined in terms of dense packings by disjoint balls of differing small radii.

We try to follow the pattern of definition of Hausdorff measure and dimension. For  $s \geq 0$  and  $\delta > 0$ , let

$$\mathcal{P}_\delta^s(F) = \sup \left\{ \sum_i |B_i|^s : \{B_i\} \text{ is a collection of disjoint balls of radii at most } \delta \text{ with centres in } F \right\}. \quad (3.22)$$

Since  $\mathcal{P}_\delta^s(F)$  decreases with  $\delta$ , the limit

$$\mathcal{P}_0^s(F) = \lim_{\delta \rightarrow 0} \mathcal{P}_\delta^s(F) \quad (3.23)$$

exists. At this point we meet the problems encountered with box-counting dimensions. By considering countable dense sets it is easy to see that  $\mathcal{P}_0^s(F)$  is not a measure. Hence we modify the definition to

$$\mathcal{P}^s(F) = \inf \left\{ \sum_i \mathcal{P}_0^s(F_i) : F \subset \bigcup_{i=1}^{\infty} F_i \right\}. \quad (3.24)$$

It may be shown that  $\mathcal{P}^s(F)$  is a measure on  $\mathbb{R}^n$ , known as the *s-dimensional packing measure*. We may define the *packing dimension* in the natural way:

$$\dim_P F = \sup\{s : \mathcal{P}^s(F) = \infty\} = \inf\{s : \mathcal{P}^s(F) = 0\}. \quad (3.25)$$

The underlying measure structure immediately implies monotonicity: that  $\dim_P E \leq \dim_P F$  if  $E \subset F$ . Moreover, for a countable collection of sets  $\{F_i\}$ ,

$$\dim_P \left( \bigcup_{i=1}^{\infty} F_i \right) = \sup_i \dim_P F_i, \quad (3.26)$$

since if  $s > \dim_P F_i$  for all  $i$ , then  $\mathcal{P}^s(\bigcup_i F_i) \leq \sum_i \mathcal{P}^s(F_i) = 0$  implying  $\dim_P (\bigcup_i F_i) \leq s$ .

We now investigate the relationship of packing dimension with other definitions of dimension and verify the surprising fact that packing dimension is just the same as the modified upper box dimension.

**Lemma 3.7**

$$\dim_{\mathbb{P}} F \leq \overline{\dim}_{\mathbb{B}} F. \quad (3.27)$$

*Proof.* If  $\dim_{\mathbb{P}} F = 0$ , the result is obvious. Otherwise choose any  $t$  and  $s$  with  $0 < t < s < \dim_{\mathbb{P}} F$ . Then  $\mathcal{P}^s(F) = \infty$ , so  $\mathcal{P}_0^s(F) = \infty$ . Thus, given  $0 < \delta \leq 1$ , there are disjoint balls  $\{B_i\}$ , of radii at most  $\delta$  with centres in  $F$ , such that  $1 < \sum_{i=1}^{\infty} |B_i|^s$ . Suppose that, for each  $k$ , exactly  $n_k$  of these balls satisfy  $2^{-k-1} < |B_i| \leq 2^{-k}$ ; then

$$1 < \sum_{k=0}^{\infty} n_k 2^{-ks}. \quad (3.28)$$

There must be some  $k$  with  $n_k > 2^{kt}(1 - 2^{t-s})$ , otherwise the sum in (3.28) is at most  $\sum_{k=0}^{\infty} 2^{kt-ks}(1 - 2^{t-s}) = 1$ , by summing the geometric series. These  $n_k$  balls all contain balls of radii  $2^{-k-2} \leq \delta$  centred in  $F$ . Hence if  $N_{\delta}(F)$  denotes the greatest number of disjoint balls of radius  $\delta$  with centres in  $F$ , then

$$N_{2^{-k-2}}(F)(2^{-k-2})^t \geq n_k(2^{-k-2})^t > 2^{-2t}(1 - 2^{t-s})$$

where  $2^{-k-2} < \delta$ . It follows that  $\lim_{\delta \rightarrow 0} N_{\delta}(F)\delta^t > 0$ , so that  $\overline{\dim}_{\mathbb{B}} F \geq t$  using Equivalent definition 3.1(v). This is true for any  $0 < t < \dim_{\mathbb{P}} F$  so (3.27) follows.  $\square$

**Proposition 3.8**

If  $F \subset \mathbb{R}^n$  then  $\dim_{\mathbb{P}} F = \overline{\dim}_{\mathbb{MB}} F$ .

*Proof.* If  $F \subset \bigcup_{i=1}^{\infty} F_i$  then, by (3.26) and (3.27),

$$\dim_{\mathbb{P}} F \leq \sup_i \dim_{\mathbb{P}} F_i \leq \sup_i \overline{\dim}_{\mathbb{B}} F_i.$$

Definition (3.19) now gives that  $\dim_{\mathbb{P}} F \leq \overline{\dim}_{\mathbb{MB}} F$ .

Conversely, if  $s > \dim_{\mathbb{P}} F$  then  $\mathcal{P}^s(F) = 0$ , so that  $F \subset \bigcup_i F_i$  for a collection of sets  $F_i$  with  $\mathcal{P}_0^s(F_i) < \infty$  for each  $i$ , by (3.24). Hence, for each  $i$ , if  $\delta$  is small enough, then  $\mathcal{P}_{\delta}^s(F_i) < \infty$ , so by (3.22)  $N_{\delta}(F_i)\delta^s$  is bounded as  $\delta \rightarrow 0$ , where  $N_{\delta}(F_i)$  is the largest number of disjoint balls of radius  $\delta$  with centres in  $F_i$ . By Equivalent definition 3.1(v)  $\overline{\dim}_{\mathbb{B}} F_i \leq s$  for each  $i$ , giving that  $\overline{\dim}_{\mathbb{MB}} F \leq s$  by (3.19), as required.  $\square$

We have established the following relations:

$$\dim_{\mathbb{H}} F \leq \underline{\dim}_{\mathbb{MB}} F \leq \overline{\dim}_{\mathbb{MB}} F = \dim_{\mathbb{P}} F \leq \overline{\dim}_{\mathbb{B}} F. \quad (3.29)$$

Suitable examples show that none of the inequalities can be replaced by equality.

As with Hausdorff dimension, packing dimension permits the use of powerful measure theoretic techniques in its study. The introduction of packing measures (remarkably some 60 years after Hausdorff measures) has led to a greater understanding of the geometric measure theory of fractals, with packing measures behaving in a way that is ‘dual’ to Hausdorff measures in many respects. Indeed corresponding results for Hausdorff and packing measures are often presented side by side. Nevertheless, one cannot pretend that packing measures and dimensions are easy to work with or to calculate; the extra step (3.24) in their definition makes them more awkward to use than the Hausdorff analogues.

This situation is improved slightly by the equality of packing dimension and the modified upper box dimension. It is improved considerably for compact sets with ‘local’ dimension constant throughout—a situation that occurs frequently in practice, in particular in sets with some kind of self-similarity.

### Corollary 3.9

Let  $F \subset \mathbb{R}^n$  be compact and such that

$$\overline{\dim}_B(F \cap V) = \overline{\dim}_B F \quad (3.30)$$

for all open sets  $V$  that intersect  $F$ . Then  $\dim_P F = \overline{\dim}_B F$ .

*Proof.* This is immediate from Propositions 3.6 and 3.8.  $\square$

The nicest case, of course, is of fractals with equal Hausdorff and upper box dimensions, in which case equality holds throughout (3.29)—we shall see many such examples later on. However, even the much weaker condition  $\dim_H F = \dim_P F$ , though sometimes hard to prove, eases analysis of  $F$ .

## 3.5 Some other definitions of dimension

A wide variety of other definitions of dimension have been introduced, many of them only of limited applicability, but nonetheless useful in their context.

The special form of curves gives rise to the several definitions of dimension. We define a *curve* or *Jordan curve*  $C$  to be the image of an interval  $[a, b]$  under a continuous bijection  $f : [a, b] \rightarrow \mathbb{R}^n$ . (Thus, we restrict attention to curves that are non-self-intersecting.) If  $C$  is a curve and  $\delta > 0$ , we define  $M_\delta(C)$  to be the maximum number of points  $x_0, x_1, \dots, x_m$ , on the curve  $C$ , in that order, such that  $|x_k - x_{k-1}| = \delta$  for  $k = 1, 2, \dots, m$ . Thus  $(M_\delta(C) - 1)\delta$  may be thought of as the ‘length’ of the curve  $C$  measured using a pair of dividers with points set at a distance  $\delta$  apart. The *divider dimension* is defined as

$$\lim_{\delta \rightarrow 0} \frac{\log M_\delta(C)}{-\log \delta} \quad (3.31)$$

assuming the limit exists (otherwise we may define upper and lower divider dimensions using upper and lower limits). It is easy to see that the divider dimension of a curve is at least equal to the box dimension (assuming that they both exist) and in simple self-similar examples, such as the von Koch curve, they are equal. The assertion that the coastline of Britain has dimension 1.2 is usually made with the divider dimension in mind—this empirical value comes from estimating the ratio in (3.31) for values of  $\delta$  between about 20 m and 200 km.

A variant of Hausdorff dimension may be defined for curves by using intervals of the curves themselves as covering sets. Thus we look at  $\inf\{\sum_{i=1}^m |f[t_{i-1}, t_i]|^s\}$  where the infimum is over all dissections  $a = t_0 < t_1 < \dots < t_m = b$  such that the diameters  $|f([t_{i-1}, t_i])|$  are all at most  $\delta$ . We let  $\delta$  tend to 0 and deem the value of  $s$  at which this limit jumps from  $\infty$  to 0 to be the dimension. For self-similar examples such as the von Koch curve, this equals the Hausdorff dimension, but for ‘squeezed’ curves, such as graphs of certain functions (see Chapter 11) we may get a somewhat larger value.

Sometimes, we are interested in the dimension of a fractal  $F$  that is the boundary of a set  $A$ . We can define the box dimension of  $F$  in the usual way, but sometimes it is useful to take special account of the distinction between  $A$  and its complement. Thus the following variation of the ‘ $s$ -dimensional content’ definition of box dimension, in which we take the volume of the set of points within distance  $\delta$  of  $F$  that are contained in  $A$  is sometimes useful. We define the *one-sided dimension* of the boundary  $F$  of a set  $A$  in  $\mathbb{R}^n$  as

$$n - \lim_{\delta \rightarrow 0} \frac{\log \text{vol}^n(F_\delta \cap A)}{\log \delta} \quad (3.32)$$

where  $F_\delta$  is the  $\delta$ -neighbourhood of  $F$  (compare Proposition 3.2). This definition has applications to the surface physics of solids where it is the volume very close to the surface that is important and also to partial differential equations in domains with fractal boundaries.

It is sometimes possible to define dimension in terms of the complement of a set. Suppose  $F$  is obtained by removal of a sequence of intervals  $I_1, I_2, \dots$  from, say, the unit interval  $[0, 1]$ , as, for example, in the Cantor set construction. We may define a dimension as the number  $s_0$  such that the series

$$\sum_{j=1}^{\infty} |I_j|^s \text{ converges if } s < s_0 \text{ and diverges if } s > s_0; \quad (3.33)$$

the number  $s_0$  is called the *critical exponent* of the series. For the middle third Cantor set, this series is  $\sum_{k=1}^{\infty} 2^{k-1} 3^{-ks}$ , giving  $s_0 = \log 2 / \log 3$ , equal to the Hausdorff and box dimensions in this case. In general,  $s_0$  equals the upper box dimension of  $F$ .

Dimension prints provide an interesting variation on Hausdorff dimension of a rather different nature. Dimension prints may be thought of as a sort of ‘fingerprint’ that enables sets with differing characteristics to be distinguished, even

though they may have the same Hausdorff dimension. In particular they reflect non-isotropic features of a set.

We restrict attention to subsets of the plane, in which case the dimension print will also be planar. The definition of dimension prints is very similar to that of Hausdorff dimension but coverings by rectangles are used with side lengths replacing diameters. Let  $U$  be a rectangle (the sides need not be parallel to the coordinate axes) and let  $a(U) \geq b(U)$  be the lengths of the sides of  $U$ . Let  $s, t$  be non-negative numbers. For  $F$  a subset of  $\mathbb{R}^2$ , let

$$\mathcal{H}_\delta^{s,t}(F) = \inf \left\{ \sum_i a(U_i)^s b(U_i)^t : \{U_i\} \text{ is a } \delta\text{-cover of } F \text{ by rectangles} \right\}.$$

In the usual way, we get measures of ‘Hausdorff type’,  $\mathcal{H}^{s,t}$ , by letting  $\delta \rightarrow 0$ :

$$\mathcal{H}^{s,t}(F) = \lim_{\delta \rightarrow 0} \mathcal{H}_\delta^{s,t}(F).$$

(Note that  $\mathcal{H}^{s,0}$  is just a minor variant of  $s$ -dimensional Hausdorff measure where only rectangles are allowed in the  $\delta$ -covers.) The *dimension print*,  $\text{print } F$ , of  $F$  is defined to be the set of non-negative pairs  $(s, t)$  for which  $\mathcal{H}^{s,t}(F) > 0$ .

Using standard properties of measures, it is easy to see that we have monotonicity

$$\text{print } F_1 \subset \text{print } F_2 \quad \text{if } F_1 \subset F_2 \quad (3.34)$$

and countable stability

$$\text{print} \left( \bigcup_{i=1}^{\infty} F_i \right) = \bigcup_{i=1}^{\infty} \text{print } F_i. \quad (3.35)$$

Moreover, if  $(s, t)$  is a point in  $\text{print } F$  and  $(s', t')$  satisfies

$$\begin{aligned} s' + t' &\leq s + t \\ t' &\leq t \end{aligned} \quad (3.36)$$

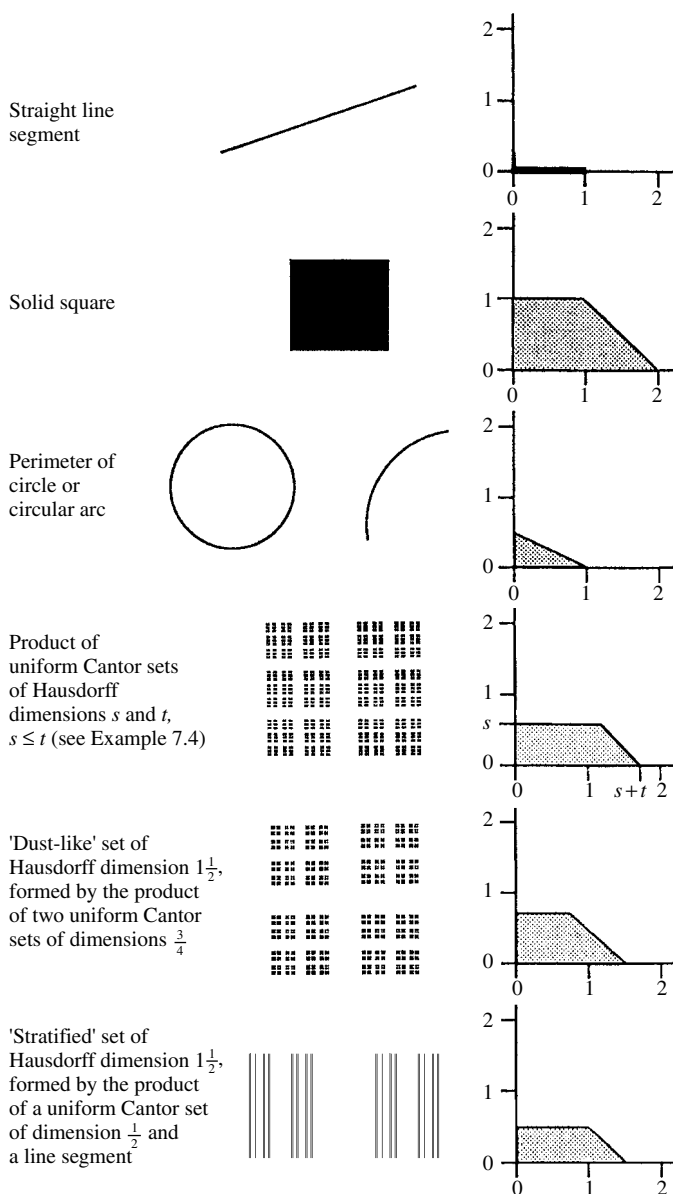
then  $(s', t')$  is also in  $\text{print } F$ .

Unfortunately, dimension prints are not particularly easy to calculate. We display a few known examples in figure 3.3. Notice that the Hausdorff dimension of a set is given by the point where the edge of its print intersects the  $x$ -axis.

Dimension prints are a useful and appealing extension of the idea of Hausdorff dimension. Notice how the prints in the last two cases distinguish between two sets of Hausdorff (or box) dimension  $1\frac{1}{2}$ , one of which is dust-like, the other stratified.

One disadvantage of dimension prints defined in this way is that they are *not* Lipschitz invariants. The straight line segment and smooth convex curve are bi-Lipschitz equivalent, but their prints are different. In the latter case the dimension





**Figure 3.3** A selection of dimension prints of plane sets

print takes into account the curvature. It would be possible to avoid this difficulty by redefining print  $F$  as the set of  $(s, t)$  such that  $\mathcal{H}^{s,t}(F') > 0$  for all bi-Lipschitz images  $F'$  of  $F$ . This would restore Lipschitz invariance of the prints, but would add further complications to their calculation.

Of course, it would be possible to define dimension prints by analogy with box dimensions rather than Hausdorff dimensions, using covers by equal rectangles. Calculations still seem awkward.

### 3.6 Notes and references

Many different definitions of ‘fractal dimension’ are scattered throughout the mathematical literature. The origin of box dimension seems hard to trace—it seems certain that it must have been considered by the pioneers of Hausdorff measure and dimension, and was probably rejected as being less satisfactory from a mathematical viewpoint. Bouligand adapted the Minkowski content to non-integral dimensions in 1928, and the more usual definition of box dimension was given by Pontrjagin and Schnirelman in 1932.

Packing measures and dimensions are much more recent, introduced by Tricot (1982). Their similarities and contrasts to Hausdorff measures and dimensions have proved an important theoretical tool. Packing measures and box and packing dimensions are discussed in Mattila (1995) and Edgar (1998). Dimensions of curves are considered by Tricot (1995).

Dimension prints are an innovation of Rogers (1988, 1998).

### Exercises

- 3.1 Let  $f : F \rightarrow \mathbb{R}^n$  be a Lipschitz function. Show that  $\underline{\dim}_B f(F) \leq \underline{\dim}_B F$  and  $\overline{\dim}_B f(F) \leq \overline{\dim}_B F$ . More generally, show that if  $f$  satisfies a Hölder condition  $|f(x) - f(y)| \leq c|x - y|^\alpha$  where  $c > 0$  and  $0 < \alpha \leq 1$  then  $\underline{\dim}_B f(F) \leq \frac{1}{\alpha} \underline{\dim}_B F$ .
- 3.2 Verify directly from the definitions that Equivalent definitions 3.1(i) and (iii) give the same values for box dimension.
- 3.3 Let  $F$  consist of those numbers in  $[0, 1]$  whose decimal expansions do not contain the digit 5. Find  $\dim_B F$ , showing that this box dimension exists.
- 3.4 Verify that the Cantor dust depicted in figure 0.4 has box dimension 1 (take  $E_0$  to have side length 1).
- 3.5 Use Equivalent definition 3.1(iv) to check that the upper box dimension of the von Koch curve is at most  $\log 4 / \log 3$  and 3.1(v) to check that the lower box dimension is at least this value.
- 3.6 Use convenient parts of Equivalent definition 3.1 to find the box dimension of the Sierpiński triangle in figure 0.3.
- 3.7 Let  $F$  be the middle third Cantor set. For  $0 < \delta < 1$ , find the length of the  $\delta$ -neighbourhood  $F_\delta$  of  $F$ , and hence find the box dimension of  $F$  using Proposition 3.2.
- 3.8 Construct a set  $F$  for which  $\underline{\dim}_B F < \overline{\dim}_B F$ . (Hint: let  $k_n = 10^n$ , and adapt the Cantor set construction by deleting, at the  $k$ th stage, the middle  $\frac{1}{3}$  of intervals if  $k_{2n} < k \leq k_{2n+1}$ , but the middle  $\frac{2}{3}$  of intervals if  $k_{2n-1} < k \leq k_{2n}$ .)
- 3.9 Verify that  $\overline{\dim}_B(E \cup F) = \max\{\overline{\dim}_B E, \overline{\dim}_B F\}$  for bounded  $E, F \subset \mathbb{R}$ .

- 3.10 Find subsets  $E$  and  $F$  of  $\mathbb{R}$  such that  $\underline{\dim}_B(E \cup F) > \max\{\underline{\dim}_B E, \underline{\dim}_B F\}$ . (Hint: consider two sets of the form indicated in Exercise 3.8.)
- 3.11 What are the Hausdorff and box dimensions of the set  $\{0, 1, \frac{1}{4}, \frac{1}{9}, \frac{1}{16}, \dots\}$ ?
- 3.12 Find two disjoint Borel subsets  $E$  and  $F$  of  $\mathbb{R}$  such that  $\mathcal{P}_0^s(E \cup F) \neq \mathcal{P}_0^s(E) + \mathcal{P}_0^s(F)$ .
- 3.13 What is the packing dimension of the von Koch curve?
- 3.14 Find the divider dimension (3.31) of the von Koch curve.
- 3.15 Show that the divider dimension (3.31) of a curve is greater than or equal to its box dimension, assuming that they both exist.
- 3.16 Let  $0 < \lambda < 1$  and let  $F$  be the ‘middle  $\lambda$  Cantor set’ obtained by repeated removal of the middle proportion  $\lambda$  from intervals. Show that the dimension of  $F$  defined by (3.33) in terms of removed intervals equals the Hausdorff and box dimensions of  $F$ .
- 3.17 Verify properties (3.34)–(3.36) of dimension prints. Given an example of a set with a non-convex dimension print.

# Chapter 4 Techniques for calculating dimensions

A direct attempt at calculating the dimensions, in particular the Hausdorff dimension, of almost any set will convince the reader of the practical limitations of working from the definitions. Rigorous dimension calculations often involve pages of complicated manipulations and estimates that provide little intuitive enlightenment.

In this chapter we bring together some of the basic techniques that are available for dimension calculations. Other methods, that are applicable in more specific cases, will be found throughout the book.

## 4.1 Basic methods

As a general rule, we get upper bounds for Hausdorff measures and dimensions by finding effective coverings by small sets, and lower bounds by putting measures or mass distributions on the set. For most fractals ‘obvious’ upper estimates of dimension may be obtained using natural coverings by small sets.

### Proposition 4.1

Suppose  $F$  can be covered by  $n_k$  sets of diameter at most  $\delta_k$  with  $\delta_k \rightarrow 0$  as  $k \rightarrow \infty$ . Then

$$\dim_H F \leq \underline{\dim}_B F \leq \lim_{k \rightarrow \infty} \frac{\log n_k}{-\log \delta_k}.$$

Moreover, if  $n_k \delta_k^s$  remains bounded as  $k \rightarrow \infty$ , then  $\mathcal{H}^s(F) < \infty$ . If  $\delta_k \rightarrow 0$  but  $\delta_{k+1} \geq c \delta_k$  for some  $0 < c < 1$ , then

$$\overline{\dim}_B F \leq \overline{\lim}_{k \rightarrow \infty} \frac{\log n_k}{-\log \delta_k}.$$

*Proof.* The inequalities for the box-counting dimension are immediate from the definitions and the remark at (3.14). That  $\dim_H F \leq \underline{\dim}_B F$  is in (3.17), and if

$n_k \delta_k^s$  is bounded then  $\mathcal{H}_{\delta_k}^s(F) \leq n_k \delta_k^s$ , so  $\mathcal{H}_{\delta_k}^s(F)$  tends to a finite limit  $\mathcal{H}^s(F)$  as  $k \rightarrow \infty$ .  $\square$

Thus, as we have seen already (Example 2.7), in the case of the middle third Cantor set the natural coverings by  $2^k$  intervals of length  $3^{-k}$  give  $\dim_H F \leq \underline{\dim}_B F \leq \log 2 / \log 3$ .

Surprisingly often, the ‘obvious’ upper bound for the Hausdorff dimension of a set turns out to be the actual value. However, demonstrating this can be difficult. To obtain an upper bound it is enough to evaluate sums of the form  $\sum |U_i|^s$  for *specific* coverings  $\{U_i\}$  of  $F$ , whereas for a lower bound we must show that  $\sum |U_i|^s$  is greater than some positive constant for *all*  $\delta$ -coverings of  $F$ . Clearly an enormous number of such coverings are available. In particular, when working with Hausdorff dimension as opposed to box dimension, consideration must be given to covers where some of the  $U_i$  are very small and others have relatively large diameter—this prohibits sweeping estimates for  $\sum |U_i|^s$  such as those available for upper bounds.

One way of getting around these difficulties is to show that no *individual* set  $U$  can cover too much of  $F$  compared with its size measured as  $|U|^s$ . Then if  $\{U_i\}$  covers the whole of  $F$  the sum  $\sum |U_i|^s$  cannot be too small. The usual way to do this is to concentrate a suitable mass distribution  $\mu$  on  $F$  and compare the mass  $\mu(U)$  covered by  $U$  with  $|U|^s$  for each  $U$ . (Recall that a mass distribution on  $F$  is a measure with support contained in  $F$  such that  $0 < \mu(F) < \infty$ , see Section 1.3.)

### Mass distribution principle 4.2

Let  $\mu$  be a mass distribution on  $F$  and suppose that for some  $s$  there are numbers  $c > 0$  and  $\varepsilon > 0$  such that

$$\mu(U) \leq c|U|^s \quad (4.1)$$

for all sets  $U$  with  $|U| \leq \varepsilon$ . Then  $\mathcal{H}^s(F) \geq \mu(F)/c$  and

$$s \leq \dim_H F \leq \underline{\dim}_B F \leq \overline{\dim}_B F.$$

*Proof.* If  $\{U_i\}$  is any cover of  $F$  then

$$0 < \mu(F) \leq \mu\left(\bigcup_i U_i\right) \leq \sum_i \mu(U_i) \leq c \sum_i |U_i|^s \quad (4.2)$$

using properties of a measure and (4.1).

Taking infima,  $\mathcal{H}_\delta^s(F) \geq \mu(F)/c$  if  $\delta$  is small enough, so  $\mathcal{H}^s(F) \geq \mu(F)/c$ . Since  $\mu(F) > 0$  we get  $\dim_H F \geq s$ .  $\square$

Notice that the conclusion  $\mathcal{H}^s(F) \geq \mu(F)/c$  remains true if  $\mu$  is a mass distribution on  $\mathbb{R}^n$  and  $F$  is any subset.

The Mass distribution principle 4.2 gives a quick lower estimate for the Hausdorff dimension of the middle third Cantor set  $F$  (figure 0.1). Let  $\mu$  be the natural mass distribution on  $F$ , so that each of the  $2^k$   $k$ th level intervals of length  $3^{-k}$  in  $E_k$  in the construction of  $F$  carry a mass  $2^{-k}$ . (We imagine that we start with unit mass on  $E_0$  and repeatedly divide the mass on each interval of  $E_k$  between its two subintervals in  $E_{k+1}$ ; see Proposition 1.7.) Let  $U$  be a set with  $|U| < 1$  and let  $k$  be the integer such that  $3^{-(k+1)} \leq |U| < 3^{-k}$ . Then  $U$  can intersect at most one of the intervals of  $E_k$ , so

$$\mu(U) \leq 2^{-k} = (3^{\log 2 / \log 3})^{-k} = (3^{-k})^{\log 2 / \log 3} \leq (3|U|)^{\log 2 / \log 3}$$

and hence  $\mathcal{H}^{\log 2 / \log 3}(F) \geq 3^{-\log 2 / \log 3} = \frac{1}{2}$  by the mass distribution principle, giving  $\dim_{\mathcal{H}} F \geq \log 2 / \log 3$ .

### Example 4.3

Let  $F_1 = F \times [0, 1] \subset \mathbb{R}^2$  be the product of the middle third Cantor set  $F$  and the unit interval. Then, setting  $s = 1 + \log 2 / \log 3$ , we have  $\dim_{\mathcal{B}} F_1 = \dim_{\mathcal{H}} F_1 = s$ , with  $0 < \mathcal{H}^s(F_1) < \infty$ .

*Calculation.* For each  $k$ , there is a covering of  $F$  by  $2^k$  intervals of length  $3^{-k}$ . A column of  $3^k$  squares of side  $3^{-k}$  (diameter  $3^{-k}\sqrt{2}$ ) covers the part of  $F_1$  above each such interval, so taking these all together,  $F_1$  may be covered by  $2^k 3^k$  squares of side  $3^{-k}$ . Thus  $\mathcal{H}_{3^{-k}\sqrt{2}}^s(F_1) \leq 3^k 2^k (3^{-k}\sqrt{2})^s = (3 \cdot 2 \cdot 3^{-1-\log 2 / \log 3})^k 2^{s/2} = 2^{s/2}$ , so  $\mathcal{H}^s(F_1) \leq 2^{s/2}$  and  $\dim_{\mathcal{H}} F_1 \leq \underline{\dim}_{\mathcal{B}} F_1 \leq \overline{\dim}_{\mathcal{B}} F_1 \leq s$ .

We define a mass distribution  $\mu$  on  $F_1$  by taking the natural mass distribution on  $F$  described above (each  $k$ th level interval of  $F$  of side  $3^{-k}$  having mass  $2^{-k}$ ) and ‘spreading it’ uniformly along the intervals above  $F$ . Thus if  $U$  is a rectangle, with sides parallel to the coordinate axes, of height  $h \leq 1$ , above a  $k$ th level interval of  $F$ , then  $\mu(U) = h2^{-k}$ . Any set  $U$  is contained in a square of side  $|U|$  with sides parallel to the coordinate axes. If  $3^{-(k+1)} \leq |U| < 3^{-k}$  then  $U$  lies above at most one  $k$ th level interval of  $F$  of side  $3^{-k}$ , so

$$\mu(U) \leq |U|2^{-k} \leq |U|3^{-k \log 2 / \log 3} \leq |U|(3|U|)^{\log 2 / \log 3} = 3^{\log 2 / \log 3} |U|^s = 2|U|^s.$$

By the Mass distribution principle 4.2,  $\mathcal{H}^s(F_1) > \frac{1}{2}$ .  $\square$

Note that the method of Examples 4.2 and 4.3 extends to a wide variety of self-similar sets. Indeed, Theorem 9.3 may be regarded as a generalization of this calculation.

Notice that in this example the dimension of the product of two sets equals the sum of the dimensions of the sets. We study this in greater depth in Chapter 7.

The following *general construction* of a subset of  $\mathbb{R}$  may be thought of as a generalization of the Cantor set construction. Let  $[0, 1] = E_0 \supset E_1 \supset E_2 \supset \dots$  be a decreasing sequence of sets, with each  $E_k$  a union of a finite number of

disjoint closed intervals (called *k*th level basic intervals), with each interval of  $E_k$  containing at least two intervals of  $E_{k+1}$ , and the maximum length of *k*th level intervals tending to 0 as  $k \rightarrow \infty$ . Then the set

$$F = \bigcap_{k=0}^{\infty} E_k \tag{4.3}$$

is a totally disconnected subset of  $[0, 1]$  which is generally a fractal (figure 4.1).

Obvious upper bounds for the dimension of  $F$  are available by taking the intervals of  $E_k$  as covering intervals, for each  $k$ , but, as usual, lower bounds are harder to find. Note that, in the following examples, the upper estimates for  $\dim_H F$  depend on the number and size of the basic intervals, whilst the lower estimates depend on their spacing. For these to be equal, the  $(k + 1)$ th level intervals must be ‘nearly uniformly distributed’ inside the *k*th level intervals.

**Example 4.4**

Let  $s$  be a number strictly between 0 and 1. Assume that in the general construction (4.3) for each *k*th level interval  $I$ , the  $(k + 1)$ th level intervals  $I_1, \dots, I_m$  ( $m \geq 2$ ) contained in  $I$  are of equal length and equally spaced, the lengths being given by


$$|I_i|^s = \frac{1}{m} |I|^s \quad (1 \leq i \leq m) \tag{4.4}$$

with the left-hand ends of  $I_1$  and  $I$  coinciding, and the right-hand ends of  $I_m$  and  $I$  coinciding. Then  $\dim_H F = s$  and  $0 < \mathcal{H}^s(F) < \infty$ . (Notice that  $m$  may be different for different intervals  $I$  in the construction, so that the *k*th level intervals may have widely differing lengths.)

*Calculation.* With  $I, I_i$ , as above,

$$|I|^s = \sum_{i=1}^m |I_i|^s. \tag{4.5}$$

Applying this inductively to the *k*th level intervals for successive  $k$ , we have, for each  $k$ , that  $1 = \sum |I_i|^s$ , where the sum is over all the *k*th level intervals  $I_i$ .



**Figure 4.1** An example of the general construction of a subset of  $\mathbb{R}$

The  $k$ th level intervals cover  $F$ ; since the maximum interval length tends to 0 as  $k \rightarrow \infty$ , we have  $\mathcal{H}_\delta^s(F) \leq 1$  for sufficiently small  $\delta$ , giving  $\mathcal{H}^s(F) \leq 1$ .

Now distribute a mass  $\mu$  on  $F$  in such a way that  $\mu(I) = |I|^s$  whenever  $I$  is any level  $k$  interval. Thus, starting with unit mass on  $[0, 1]$  we divide this equally between each level 1 interval, the mass on each of these intervals being divided equally between each level 2 subinterval, and so on; see Proposition 1.7. Equation (4.5) ensures that we get a mass distribution on  $F$  with  $\mu(I) = |I|^s$  for every basic interval. We estimate  $\mu(U)$  for an interval  $U$  with endpoints in  $F$ . Let  $I$  be the smallest basic interval that contains  $U$ ; suppose that  $I$  is a  $k$ th level interval, and let  $I_i, \dots, I_m$  be the  $(k+1)$ th level intervals contained in  $I$ . Then  $U$  intersects a number  $j \geq 2$  of the  $I_i$ , otherwise  $U$  would be contained in a smaller basic interval. The spacing between consecutive  $I_i$  is

$$\begin{aligned} (|I| - m|I_i|)/(m-1) &= |I|(1 - m|I_i|/|I|)/(m-1) \\ &= |I|(1 - m^{1-1/s})/(m-1) \\ &\geq c_s |I|/m \end{aligned}$$

using (4.4) and that  $m \geq 2$  and  $0 < s < 1$ , where  $c_s = (1 - 2^{1-1/s})$ . Thus

$$|U| \geq \frac{j-1}{m} c_s |I| \geq \frac{j}{2m} c_s |I|.$$

By (4.4)

$$\begin{aligned} \mu(U) &\leq j\mu(I_i) = j|I_i|^s = \frac{j}{m}|I|^s \\ &\leq 2^s c_s^{-s} \left(\frac{j}{m}\right)^{1-s} |U|^s \leq 2^s c_s^{-s} |U|^s. \end{aligned} \quad (4.6)$$

This is true for any interval  $U$  with endpoints in  $F$ , and so for any set  $U$  (by applying (4.6) to the smallest interval containing  $U \cap F$ ). By the Mass distribution principle 4.2,  $\mathcal{H}^s(F) > 0$ .  $\square$


A more careful estimate of  $\mu(U)$  in Example 4.4 leads to  $\mathcal{H}^s(F) = 1$ .

We call the sets obtained when  $m$  is kept constant throughout the construction of Example 4.4 *uniform Cantor sets*; see figure 4.2. These provide a natural generalization of the middle third Cantor set.

#### Example 4.5. Uniform Cantor sets

Let  $m \geq 2$  be an integer and  $0 < r < 1/m$ . Let  $F$  be the set obtained by the construction in which each basic interval  $I$  is replaced by  $m$  equally spaced subintervals of lengths  $r|I|$ , the ends of  $I$  coinciding with the ends of the extreme subintervals. Then  $\dim_{\text{H}} F = \dim_{\text{B}} F = \log m / -\log r$ , and  $0 < \mathcal{H}^{\log m / -\log r}(F) < \infty$ .





**Figure 4.2** A uniform Cantor set (Example 4.5) with  $m = 3$ ,  $r = \frac{4}{15}$ ,  $\dim_H F = \dim_B F = \log 3 / -\log \frac{4}{15} = 0.831 \dots$

*Calculation.* The set  $F$  is obtained on taking  $m$  constant and  $s = \log m / (-\log r)$  in Example 4.4. Equation (4.4) becomes  $(r|I|)^s = (1/m)|I|^s$ , which is satisfied identically, so  $\dim_H F = s$ . For the box dimension, note that  $F$  is covered by the  $m^k$   $k$ th level intervals of length  $r^{-k}$  for each  $k$ , leading to  $\dim_B F \leq \log m / -\log r$  in the usual way.  $\square$

The *middle  $\lambda$  Cantor set* is obtained by repeatedly removing a proportion  $0 < \lambda < 1$  from the middle of intervals, starting with the unit interval. This is a special case of a uniform Cantor set, having  $m = 2$  and  $r = \frac{1}{2}(1 - \lambda)$  and thus Hausdorff and box dimensions  $\log 2 / \log(2/(1 - \lambda))$ .

The next example is another case of the general construction.

### Example 4.6

Suppose in the general construction (4.3) each  $(k - 1)$ th level interval contains at least  $m_k \geq 2$   $k$ th level intervals ( $k = 1, 2, \dots$ ) which are separated by gaps of at least  $\varepsilon_k$ , where  $0 < \varepsilon_{k+1} < \varepsilon_k$  for each  $k$ . Then

$$\dim_H F \geq \lim_{k \rightarrow \infty} \frac{\log(m_1 \cdots m_{k-1})}{-\log(m_k \varepsilon_k)}. \quad (4.7)$$

*Calculation.* We may assume that the right hand side of (4.7) is positive, otherwise (4.7) is obvious. We may assume that each  $(k - 1)$ th level interval contains exactly  $m_k$   $k$ th level intervals; if not we may throw out excess intervals to get smaller sets  $E_k$  and  $F$  for which this is so. We may define a mass distribution  $\mu$  on  $F$  by assigning a mass of  $(m_1 \cdots m_k)^{-1}$  to each of the  $m_1 \cdots m_k$   $k$ th level intervals.

Let  $U$  be an interval with  $0 < |U| < \varepsilon_1$ ; we estimate  $\mu(U)$ . Let  $k$  be the integer such that  $\varepsilon_k \leq |U| < \varepsilon_{k-1}$ . The number of  $k$ th level intervals that intersect  $U$  is

- (i) at most  $m_k$  since  $U$  intersects at most one  $(k - 1)$ th level interval
- (ii) at most  $(|U|/\varepsilon_k) + 1 \leq 2|U|/\varepsilon_k$  since the  $k$ th level intervals have gaps of at least  $\varepsilon_k$  between them.

Each  $k$ th level interval supports mass  $(m_1 \cdots m_k)^{-1}$  so that

$$\begin{aligned}\mu(U) &\leq (m_1 \cdots m_k)^{-1} \min\{2|U|/\varepsilon_k, m_k\} \\ &\leq (m_1 \cdots m_k)^{-1} (2|U|/\varepsilon_k)^s m_k^{1-s}\end{aligned}$$

for every  $0 \leq s \leq 1$ .

Hence

$$\frac{\mu(U)}{|U|^s} \leq \frac{2^s}{(m_1 \cdots m_{k-1}) m_k^s \varepsilon_k^s}.$$

If

$$s < \lim_{k \rightarrow \infty} \log(m_1 \cdots m_{k-1}) / -\log(m_k \varepsilon_k)$$

then  $(m_1 \cdots m_{k-1}) m_k^s \varepsilon_k^s > 1$  for large  $k$ , so  $\mu(U) \leq 2^s |U|^s$ , and  $\dim_{\text{H}} F \geq s$  by Principle 4.2, giving (4.7).  $\square$

Now suppose that in Example 4.6 the  $k$ th level intervals are all of length  $\delta_k$ , and that each  $(k-1)$ th level interval contains exactly  $m_k$   $k$ th level intervals, which are ‘roughly equally spaced’ in the sense that  $m_k \varepsilon_k \geq c \delta_{k-1}$ , where  $c > 0$  is a constant. Then (4.7) becomes

$$\dim_{\text{H}} F \geq \lim_{k \rightarrow \infty} \frac{\log(m_1 \cdots m_{k-1})}{-\log c - \log \delta_{k-1}} = \lim_{k \rightarrow \infty} \frac{\log(m_1 \cdots m_{k-1})}{-\log \delta_{k-1}}.$$

But  $E_{k-1}$  comprises  $m_1 \cdots m_{k-1}$  intervals of length  $\delta_{k-1}$ , so this expression equals the upper bound for  $\dim_{\text{H}} F$  given by Proposition 4.1. Thus in the situation where the intervals are well spaced, we get equality in (4.7).

Examples of the following form occur in number theory; see Section 10.3.

### Example 4.7

Fix  $0 < s < 1$  and let  $n_0, n_1, n_2, \dots$  be a rapidly increasing sequence of integers, say  $n_{k+1} \geq \max\{n_k^k, 4n_k^{1/s}\}$  for each  $k$ . For each  $k$  let  $H_k \subset \mathbb{R}$  consist of equally spaced equal intervals of lengths  $n_k^{-1/s}$  with the midpoints of consecutive intervals distance  $n_k^{-1}$  apart. Then writing  $F = \bigcap_{k=1}^{\infty} H_k$ , we have  $\dim_{\text{H}} F = s$ .

*Calculation.* Since  $F \subset H_k$  for each  $k$ , the set  $F \cap [0, 1]$  is contained in at most  $n_k + 1$  intervals of length  $n_k^{-1/s}$ , so Proposition 4.1 gives  $\dim_{\text{H}}(F \cap [0, 1]) \leq \lim_{k \rightarrow \infty} \log(n_k + 1) / -\log n_k^{-1/s} = s$ . Similarly,  $\dim_{\text{H}}(F \cap [n, n+1]) \leq s$  for all  $n \in \mathbb{Z}$ , so  $\dim_{\text{H}} F \leq s$  as a countable union of such sets.

Now let  $E_0 = [0, 1]$  and, for  $k \geq 1$ , let  $E_k$  consist of the intervals of  $H_k$  that are completely contained in  $E_{k-1}$ . Then each interval  $I$  of  $E_{k-1}$  contains at least  $n_k |I| - 2 \geq n_k n_{k-1}^{-1/s} - 2 \geq 2$  intervals of  $E_k$ , which are separated by gaps of at

least  $n_k^{-1} - n_k^{-1/s} \geq \frac{1}{2}n_k^{-1}$  if  $k$  is large enough. Using Example 4.6, and noting that setting  $m_k = n_k n_{k-1}^{-1/s}$  rather than  $m_k = n_k n_{k-1}^{-1/s} - 2$  does not affect the limit,

$$\begin{aligned} \dim_H(F \cap [0, 1]) &\geq \dim_H \bigcap_{k=1}^{\infty} E_k \geq \lim_{k \rightarrow \infty} \frac{\log((n_1 \cdots n_{k-2})^{1-1/s} n_{k-1})}{-\log(n_k n_{k-1}^{-1/s} \frac{1}{2} n_k^{-1})} \\ &= \lim_{k \rightarrow \infty} \frac{\log(n_1 \cdots n_{k-2})^{1-1/s} + \log n_{k-1}}{\log 2 + (\log n_{k-1})/s}. \end{aligned}$$

Provided that  $n_k$  is sufficiently rapidly increasing, the terms in  $\log n_{k-1}$  in the numerator and denominator of this expression are dominant, so that  $\dim_H F \geq \dim_H(F \cap [0, 1]) \geq s$ , as required.  $\square$

Although the Mass distribution principle 4.2 is based on a simple idea, we have seen that it can be very useful in finding Hausdorff and box dimensions. We now develop some important variations of the method.

It is enough for condition (4.1) to hold just for sufficiently small balls centred at each point of  $F$ . This is expressed in Proposition 4.9(a). Although mass distribution methods for upper bounds are required far less frequently, we include part (b) because it is, in a sense, dual to (a). Note that density expressions, such as  $\lim_{r \rightarrow 0} \mu(B(x, r))/r^s$  play a major role in the study of local properties of fractals—see Chapter 5. (Recall that  $B(x, r)$  is the closed ball of centre  $x$  and radius  $r$ .)

We require the following covering lemma in the proof of Proposition 4.9(b).

### Covering lemma 4.8

*Let  $\mathcal{C}$  be a family of balls contained in some bounded region of  $\mathbb{R}^n$ . Then there is a (finite or countable) disjoint subcollection  $\{B_i\}$  such that*

$$\bigcup_{B \in \mathcal{C}} B \subset \bigcup_i \tilde{B}_i \quad (4.8)$$

*where  $\tilde{B}_i$  is the closed ball concentric with  $B_i$  and of four times the radius.*

*Proof.* For simplicity, we give the proof when  $\mathcal{C}$  is a finite family; the basic idea is the same in the general case. We select the  $\{B_i\}$  inductively. Let  $B_1$  be a ball in  $\mathcal{C}$  of maximum radius. Suppose that  $B_1, \dots, B_{k-1}$  have been chosen. We take  $B_k$  to be the largest ball in  $\mathcal{C}$  (or one of the largest) that does not intersect  $B_1, \dots, B_{k-1}$ . The process terminates when no such ball remains. Clearly the balls selected are disjoint; we must check that (4.8) holds. If  $B \in \mathcal{C}$ , then either  $B = B_i$  for some  $i$ , or  $B$  intersects one of the  $B_i$  with  $|B_i| \geq |B|$ ; if this were not the case, then  $B$  would have been chosen instead of the first ball  $B_k$  with  $|B_k| < |B|$ . Either way,  $B \subset \tilde{B}_i$ , so we have (4.8). (It is easy to see that the

result remains true taking  $\tilde{B}_i$  as the ball concentric with  $B_i$  and of  $3 + \varepsilon$  times the radius, for any  $\varepsilon > 0$ ; if  $\mathcal{C}$  is finite we may take  $\varepsilon = 0$ .)  $\square$

### Proposition 4.9

Let  $\mu$  be a mass distribution on  $\mathbb{R}^n$ , let  $F \subset \mathbb{R}^n$  be a Borel set and let  $0 < c < \infty$  be a constant.

- (a) If  $\overline{\lim}_{r \rightarrow 0} \mu(B(x, r))/r^s < c$  for all  $x \in F$  then  $\mathcal{H}^s(F) \geq \mu(F)/c$
- (b) If  $\overline{\lim}_{r \rightarrow 0} \mu(B(x, r))/r^s > c$  for all  $x \in F$  then  $\mathcal{H}^s(F) \leq 2^s \mu(\mathbb{R}^n)/c$ .

*Proof*

- (a) For each  $\delta > 0$  let

$$F_\delta = \{x \in F : \mu(B(x, r)) < cr^s \text{ for all } 0 < r \leq \delta\}.$$

Let  $\{U_i\}$  be a  $\delta$ -cover of  $F$  and thus of  $F_\delta$ . For each  $U_i$  containing a point  $x$  of  $F_\delta$ , the ball  $B$  with centre  $x$  and radius  $|U_i|$  certainly contains  $U_i$ . By definition of  $F_\delta$ ,

$$\mu(U_i) \leq \mu(B) < c|U_i|^s$$

so that

$$\mu(F_\delta) \leq \sum_i \{\mu(U_i) : U_i \text{ intersects } F_\delta\} \leq c \sum_i |U_i|^s.$$

Since  $\{U_i\}$  is any  $\delta$ -cover of  $F$ , it follows that  $\mu(F_\delta) \leq c\mathcal{H}_\delta^s(F) \leq c\mathcal{H}^s(F)$ . But  $F_\delta$  increases to  $F$  as  $\delta$  decreases to 0, so  $\mu(F) \leq c\mathcal{H}^s(F)$  by (1.7).

- (b) For simplicity, we prove a weaker version of (b) with  $2^s$  replaced by  $8^s$ , but the basic idea is similar. Suppose first that  $F$  is bounded. Fix  $\delta > 0$  and let  $\mathcal{C}$  be the collection of balls

$$\{B(x, r) : x \in F, 0 < r \leq \delta \text{ and } \mu(B(x, r)) > cr^s\}.$$

Then by the hypothesis of (b)  $F \subset \bigcup_{B \in \mathcal{C}} B$ . Applying the Covering lemma 4.8 to the collection  $\mathcal{C}$ , there is a sequence of disjoint balls  $B_i \in \mathcal{C}$  such that  $\bigcup_{B \in \mathcal{C}} B \subset \bigcup_i \tilde{B}_i$  where  $\tilde{B}_i$  is the ball concentric with  $B_i$  but of four times the radius. Thus  $\{\tilde{B}_i\}$  is an  $8\delta$ -cover of  $F$ , so

$$\begin{aligned} \mathcal{H}_{8\delta}^s(F) &\leq \sum_i |\tilde{B}_i|^s \leq 4^s \sum_i |B_i|^s \\ &\leq 8^s c^{-1} \sum_i \mu(B_i) \leq 8^s c^{-1} \mu(\mathbb{R}^n). \end{aligned}$$

Letting  $\delta \rightarrow 0$ , we get  $\mathcal{H}^s(F) \leq 8^s c^{-1} \mu(\mathbb{R}^n) < \infty$ . Finally, if  $F$  is unbounded and  $\mathcal{H}^s(F) > 8^s c^{-1} \mu(\mathbb{R}^n)$ , the  $\mathcal{H}^s$ -measure of some bounded subset of  $F$  will also exceed this value, contrary to the above.  $\square$

Note that it is immediate from Proposition 4.9 that if  $\lim_{r \rightarrow 0} \log \mu(B(x, r)) / \log r = s$  for all  $x \in F$  then  $\dim_H F = s$ .

Applications of Proposition 4.9 will occur throughout the book.

We conclude this section by a reminder that these calculations can be used in conjunction with the basic properties of dimensions discussed in Chapters 2 and 3. For example, since  $f(x) = x^2$  is Lipschitz on  $[0, 1]$  and bi-Lipschitz on  $[\frac{2}{3}, 1]$ , it follows that  $\dim_H \{x^2 : x \in C\} = \dim_H f(C) = \log 2 / \log 3$ , where  $C$  is the middle third Cantor set.

## 4.2 Subsets of finite measure

This section may seem out of place in a chapter about finding dimensions. However, Theorem 4.10 is required for the important potential theoretic methods developed in the following section. Sets of infinite measure can be awkward to work with, and reducing them to sets of positive finite measure can be a very useful simplification.

Theorem 4.10 guarantees that any (Borel) set  $F$  with  $\mathcal{H}^s(F) = \infty$  contains a subset  $E$  with  $0 < \mathcal{H}^s(E) < \infty$  (i.e. with  $E$  an  $s$ -set). At first, this might seem obvious—just shave pieces off  $F$  until what remains has positive finite measure. Unfortunately it is not quite this simple—it is possible to jump from infinite measure to zero measure without passing through any intermediate value. Stating this in mathematical terms, it is possible to have a decreasing sequence of sets  $E_1 \supset E_2 \supset \dots$  with  $\mathcal{H}^s(E_k) = \infty$  for all  $k$ , but with  $\mathcal{H}^s(\bigcap_{k=1}^{\infty} E_k) = 0$ . (For a simple example, take  $E_k = [0, 1/k] \subset \mathbb{R}$  and  $0 < s < 1$ .) To prove the theorem we need to look rather more closely at the structure of Hausdorff measures. Readers mainly concerned with applications may prefer to omit the proof!

### Theorem 4.10

*Let  $F$  be a Borel subset of  $\mathbb{R}^n$  with  $0 < \mathcal{H}^s(F) \leq \infty$ . Then there is a compact set  $E \subset F$  such that  $0 < \mathcal{H}^s(E) < \infty$ .*

*\*Sketch of proof.* The complete proof of this is complicated. We indicate the ideas involved in the case where  $F$  is a compact subset of  $[0, 1] \subset \mathbb{R}$  and  $0 < s < 1$ .

We work with the net measures  $\mathcal{M}^s$  which are defined in (2.17)–(2.18) using the binary intervals  $[r2^{-k}, (r+1)2^{-k})$  and are related to Hausdorff measure by (2.19). We define inductively a decreasing sequence  $E_0 \supset E_1 \supset E_2 \supset \dots$  of compact subsets of  $F$ . Let  $E_0 = F$ . For  $k \geq 0$  we define  $E_{k+1}$  by specifying its intersection with each binary interval  $I$  of length  $2^{-k}$ . If  $\mathcal{M}_{2^{-(k+1)}}^s(E_k \cap I) \leq 2^{-sk}$  we let  $E_{k+1} \cap I = E_k \cap I$ . Then

$$\mathcal{M}_{2^{-(k+1)}}^s(E_{k+1} \cap I) = \mathcal{M}_{2^{-k}}^s(E_k \cap I) \quad (4.9)$$

since using  $I$  itself as a covering interval in calculating  $\mathcal{M}_{2^{-k}}^s$  gives an estimate at least as large as using shorter binary intervals. On the other hand, if  $\mathcal{M}_{2^{-(k+1)}}^s(E_{k+1} \cap I) > 2^{-sk}$  we take  $E_{k+1} \cap I$  to be a compact subset of  $E_k \cap I$  with  $\mathcal{M}_{2^{-(k+1)}}^s(E_{k+1} \cap I) = 2^{-sk}$ . Such a subset exists since  $\mathcal{M}_{2^{-(k+1)}}^s(E_k \cap I \cap [0, u])$  is finite and continuous in  $u$ . (This is why we need to work with the  $\mathcal{M}_\delta^s$  rather than  $\mathcal{M}^s$ .) Since  $\mathcal{M}_{2^{-k}}^s(E_k \cap I) = 2^{-sk}$ , (4.9) again holds. Summing (4.9) over all binary intervals of length  $2^{-k}$  we get

$$\mathcal{M}_{2^{-(k+1)}}^s(E_{k+1}) = \mathcal{M}_{2^{-k}}^s(E_k). \quad (4.10)$$

Repeated application of (4.10) gives  $\mathcal{M}_{2^{-k}}^s(E_k) = \mathcal{M}_1^s(E_0)$  for all  $k$ . Let  $E$  be the compact set  $\bigcap_{k=0}^\infty E_k$ . Taking the limit as  $k \rightarrow \infty$  gives  $\mathcal{M}^s(E) = \mathcal{M}_1^s(E_0)$  (this step needs some justification). The covering of  $E_0 = F$  by the single interval  $[0, 1]$  gives  $\mathcal{M}^s(E) = \mathcal{M}_1^s(E_0) \leq 1$ . Since  $\mathcal{M}^s(E_0) \geq \mathcal{H}^s(E_0) > 0$  we have  $\mathcal{M}_{2^{-k}}^s(E_0) > 0$  if  $k$  is large enough. Thus either  $\mathcal{M}^s(E) = \mathcal{M}_1^s(E_0) \geq 2^{-ks}$ , or  $\mathcal{M}_1^s(E_0) < 2^{-ks}$  in which case  $\mathcal{M}^s(E) = \mathcal{M}_1^s(E_0) = \mathcal{M}_{2^{-k}}^s(E_0) > 0$ . Thus  $0 < \mathcal{M}^s(E) < \infty$ , and the theorem follows from (2.19).  $\square$

A number of results, for example those in Chapter 5, apply only to  $s$ -sets, i.e. sets with  $0 < \mathcal{H}^s(F) < \infty$ . One way of approaching  $s$ -dimensional sets with  $\mathcal{H}^s(F) = \infty$  is to use Theorem 4.10 to extract a subset of positive finite measure, to study its properties as an  $s$ -set, and then to interpret these properties in the context of the larger set  $F$ . Similarly, if  $0 < s < t$ , any set  $F$  of Hausdorff dimension  $t$  has  $\mathcal{H}^s(F) = \infty$  and so contains an  $s$ -set.

The following proposition which follows from Proposition 4.9, leads to an extension of Theorem 4.10.

### Proposition 4.11

*Let  $F$  be a Borel set satisfying  $0 < \mathcal{H}^s(F) < \infty$ . There is a constant  $b$  and a compact set  $E \subset F$  with  $\mathcal{H}^s(E) > 0$  such that*

$$\mathcal{H}^s(E \cap B(x, r)) \leq br^s \quad (4.11)$$

*for all  $x \in \mathbb{R}^n$  and  $r > 0$ .*

*Proof.* In Proposition 4.9(b) take  $\mu$  as the restriction of  $\mathcal{H}^s$  to  $F$ , i.e.  $\mu(A) = \mathcal{H}^s(F \cap A)$ . Then, if

$$F_1 = \left\{ x \in \mathbb{R}^n : \overline{\lim}_{r \rightarrow 0} \mathcal{H}^s(F \cap B(x, r)) / r^s > 2^{1+s} \right\}$$

it follows that  $\mathcal{H}^s(F_1) \leq 2^s 2^{-(1+s)} \mu(F) = \frac{1}{2} \mathcal{H}^s(F)$ . Thus  $\mathcal{H}^s(F \setminus F_1) \geq \frac{1}{2} \mathcal{H}^s(F) > 0$ , so if  $E_1 = F \setminus F_1$  then  $\mathcal{H}^s(E_1) > 0$  and  $\overline{\lim}_{r \rightarrow 0} \mathcal{H}^s(F \cap B(x, r)) / r^s \leq 2^{1+s}$  for  $x \in E_1$ . By Egoroff's theorem (see also Section 1.3) it follows that there is a compact set  $E \subset E_1$  with  $\mathcal{H}^s(E) > 0$  and a number  $r_0 > 0$  such that

$\mathcal{H}^s(F \cap B(x, r))/r^s \leq 2^{2+s}$  for all  $x \in E$  and all  $0 < r \leq r_0$ . However, we have that  $\mathcal{H}^s(F \cap B(x, r))/r^s \leq \mathcal{H}^s(F)/r_0^s$  if  $r \geq r_0$  so (4.11) holds for all  $r > 0$ .  $\square$

### Corollary 4.12

Let  $F$  be a Borel subset of  $\mathbb{R}^n$  with  $0 < \mathcal{H}^s(F) \leq \infty$ . Then there is a compact set  $E \subset F$  such that  $0 < \mathcal{H}^s(E) < \infty$  and a constant  $b$  such that

$$\mathcal{H}^s(E \cap B(x, r)) \leq br^s$$

for all  $x \in \mathbb{R}^n$  and  $r > 0$ .

*Proof.* Theorem 4.10 provides us with a compact subset  $F_1$  of  $F$  of positive finite measure, and applying Proposition 4.11 to  $F_1$  gives the result.  $\square$

Corollary 4.12, which may be regarded as a converse of the Mass distribution principle 4.2, is often called ‘Frostman’s lemma’.

## 4.3 Potential theoretic methods

In this section we introduce a technique for calculating Hausdorff dimensions that is widely used both in theory and in practice. This replaces the need for estimating the mass of a large number of small sets, as in the Mass distribution principle, by a single check for the convergence of a certain integral.

The ideas of potential and energy will be familiar to readers with a knowledge of gravitation or electrostatics. For  $s \geq 0$  the  $s$ -potential at a point  $x$  of  $\mathbb{R}^n$  due to the mass distribution  $\mu$  on  $\mathbb{R}^n$  is defined as

$$\phi_s(x) = \int \frac{d\mu(y)}{|x - y|^s}. \quad (4.12)$$

(If we are working in  $\mathbb{R}^3$  and  $s = 1$  then this is essentially the familiar Newtonian gravitational potential.) The  $s$ -energy of  $\mu$  is

$$I_s(\mu) = \int \phi_s(x) d\mu(x) = \iint \frac{d\mu(x) d\mu(y)}{|x - y|^s}. \quad (4.13)$$

The following theorem relates Hausdorff dimension to seemingly unconnected potential theoretic ideas. Particularly useful is part (a): if there is a mass distribution on a set  $F$  which has finite  $s$ -energy, then  $F$  has dimension at least  $s$ .

### Theorem 4.13

Let  $F$  be a subset of  $\mathbb{R}^n$ .

- (a) If there is a mass distribution  $\mu$  on  $F$  with  $I_s(\mu) < \infty$  then  $\mathcal{H}^s(F) = \infty$  and  $\dim_{\mathcal{H}} F \geq s$ .

- (b) If  $F$  is a Borel set with  $\mathcal{H}^s(F) > 0$  then there exists a mass distribution  $\mu$  on  $F$  with  $I_t(\mu) < \infty$  for all  $0 < t < s$ .

*Proof*

- (a) Suppose that  $I_s(\mu) < \infty$  for some mass distribution  $\mu$  with support contained in  $F$ . Define

$$F_1 = \left\{ x \in F : \overline{\lim}_{r \rightarrow 0} \mu(B(x, r))/r^s > 0 \right\}.$$

If  $x \in F_1$  we may find  $\varepsilon > 0$  and a sequence of numbers  $\{r_i\}$  decreasing to 0 such that  $\mu(B(x, r_i)) \geq \varepsilon r_i^s$ . Since  $\mu(\{x\}) = 0$  (otherwise  $I_s(\mu) = \infty$ ) it follows from the continuity of  $\mu$  that, by taking  $q_i$  ( $0 < q_i < r_i$ ) small enough, we get  $\mu(A_i) \geq \frac{1}{4}\varepsilon r_i^s$  ( $i = 1, 2, \dots$ ), where  $A_i$  is the annulus  $B(x, r_i) \setminus B(x, q_i)$ . Taking subsequences if necessary, we may assume that  $r_{i+1} < q_i$  for all  $i$ , so that the  $A_i$  are disjoint annuli centred on  $x$ . Hence for all  $x \in F_1$

$$\begin{aligned} \phi_s(x) &= \int \frac{d\mu(y)}{|x - y|^s} \geq \sum_{i=1}^{\infty} \int_{A_i} \frac{d\mu(y)}{|x - y|^s} \\ &\geq \sum_{i=1}^{\infty} \frac{1}{4}\varepsilon r_i^s r_i^{-s} = \infty \end{aligned}$$

since  $|x - y|^{-s} \geq r_i^{-s}$  on  $A_i$ . But  $I_s(\mu) = \int \phi_s(x) d\mu(x) < \infty$ , so  $\phi_s(x) < \infty$  for  $\mu$ -almost all  $x$ . We conclude that  $\mu(F_1) = 0$ . Since  $\lim_{r \rightarrow 0} \mu(B(x, r))/r^s = 0$  if  $x \in F \setminus F_1$ , Proposition 4.9(a) tells us that, for all  $c > 0$ , we have

$$\mathcal{H}^s(F) \geq \mathcal{H}^s(F \setminus F_1) \geq \mu(F \setminus F_1)/c \geq (\mu(F) - \mu(F_1))/c = \mu(F)/c.$$

Hence  $\mathcal{H}^s(F) = \infty$ .

- (b) Suppose that  $\mathcal{H}^s(F) > 0$ . We use  $\mathcal{H}^s$  to construct a mass distribution  $\mu$  on  $F$  with  $I_t(\mu) < \infty$  for every  $t < s$ .

By Corollary 4.12 there exist a compact set  $E \subset F$  with  $0 < \mathcal{H}^s(E) < \infty$  and a constant  $b$  such that

$$\mathcal{H}^s(E \cap B(x, r)) \leq br^s$$

for all  $x \in \mathbb{R}^n$  and  $r > 0$ . Let  $\mu$  be the restriction of  $\mathcal{H}^s$  to  $E$ , so that  $\mu(A) = \mathcal{H}^s(E \cap A)$ ; then  $\mu$  is a mass distribution on  $F$ . Fix  $x \in \mathbb{R}^n$  and write

$$m(r) = \mu(B(x, r)) = \mathcal{H}^s(E \cap B(x, r)) \leq br^s. \quad (4.14)$$



Then, if  $0 < t < s$

$$\begin{aligned}
 \phi_t(x) &= \int_{|x-y| \leq 1} \frac{d\mu(y)}{|x-y|^t} + \int_{|x-y| > 1} \frac{d\mu(y)}{|x-y|^t} \\
 &\leq \int_0^1 r^{-t} dm(r) + \mu(\mathbb{R}^n) \\
 &= [r^{-t} m(r)]_{0+}^1 + t \int_0^1 r^{-(t+1)} m(r) dr + \mu(\mathbb{R}^n) \\
 &\leq b + bt \int_0^1 r^{s-t-1} dr + \mu(\mathbb{R}^n) \\
 &= b \left( 1 + \frac{t}{s-t} \right) + \mathcal{H}^s(F) = c,
 \end{aligned}$$

say, after integrating by parts and using (4.14). Thus  $\phi_t(x) \leq c$  for all  $x \in \mathbb{R}^n$ , so that  $I_t(\mu) = \int \phi_t(x) d\mu(x) \leq c\mu(\mathbb{R}^n) < \infty$ .  $\square$

Important applications of Theorem 4.13 will be given later in the book, for example, in the proof of the projection theorems in Chapter 6 and in the determination of the dimension of Brownian paths in Chapter 16. The theorem is often used to find the dimension of fractals  $F_\theta$  which depend on a parameter  $\theta$ . There may be a natural way to define a mass distribution  $\mu_\theta$  on  $F_\theta$  for each  $\theta$ . If we can show, that for some  $s$ ,

$$\int I_s(\mu_\theta) d\theta = \iiint \frac{d\mu_\theta(x) d\mu_\theta(y) d\theta}{|x-y|^s} < \infty,$$

then  $I_s(\mu_\theta) < \infty$  for almost all  $\theta$ , so that  $\dim_H F_\theta \geq s$  for almost all  $\theta$ .

Readers familiar with potential theory will have encountered the definition of the  $s$ -capacity of a set  $F$ :

$$C_s(F) = \sup_{\mu} \{1/I_s(\mu) : \mu \text{ is a mass distribution on } F \text{ with } \mu(F) = 1\}$$

(with the convention that  $1/\infty = 0$ ). Thus another way of expressing Theorem 4.13 is

$$\dim_H F = \inf\{s \geq 0 : C_s(F) = 0\} = \sup\{s \geq 0 : C_s(F) > 0\}.$$

Whilst this is reminiscent of the definition (2.11) of Hausdorff dimension in terms of Hausdorff measures, it should be noted that capacities behave very differently from measures. In particular, they are not generally additive.

### \*4.4 Fourier transform methods

In this section, we do no more than indicate that Fourier transforms can be a powerful tool for analysing dimensions.

The  $n$ -dimensional Fourier transforms of an integrable function  $f$  and a mass distribution  $\mu$  on  $\mathbb{R}^n$  are defined by

$$\hat{f}(u) = \int_{\mathbb{R}^n} f(x) \exp(ix \cdot u) dx \quad (u \in \mathbb{R}^n) \quad (4.15)$$

$$\hat{\mu}(u) = \int_{\mathbb{R}^n} \exp(ix \cdot u) d\mu(x) \quad (u \in \mathbb{R}^n) \quad (4.16)$$

where  $x \cdot u$  represents the usual scalar product. (Fourier transformation extends to a much wider class of function using the theory of distributions.)

The  $s$ -potential (4.12) of a mass distribution  $\mu$  is just the convolution

$$\phi_s(x) = (|\cdot|^{-s} * \mu)(x) \equiv \int |x - y|^{-s} d\mu(y).$$

Formally, the transform of  $|x|^{-s}$  may be shown to be  $c|u|^{s-n}$ , where  $c$  depends on  $n$  and  $s$ , so the convolution theorem, which states that the transform of the convolution of two functions equals the product of the transforms of the functions, gives

$$\hat{\phi}_s(u) = c|u|^{s-n} \hat{\mu}(u).$$

Parseval's theorem tells us that

$$\int \phi_s(x) d\mu(x) = (2\pi)^n \int \hat{\phi}_s(u) \overline{\hat{\mu}(u)} du$$

where the bar denotes complex conjugation, so

$$I_s(\mu) = (2\pi)^n c \int |u|^{s-n} |\hat{\mu}(u)|^2 du. \quad (4.17)$$

This expression for  $I_s(\mu)$ , which may be established rather more rigorously, is sometimes a convenient way of expressing the energy (4.13) required in Theorem 4.13. Thus if there is a mass distribution  $\mu$  on a set  $F$  for which the integral (4.17) is finite, then  $\dim_H F \geq s$ . In particular, if

$$|\hat{\mu}(u)| \leq b|u|^{-t/2} \quad (4.18)$$

for some constant  $b$ , then, noting that, by (4.16),  $|\hat{\mu}(u)| \leq \mu(\mathbb{R}^n)$  for all  $u$ , we have from (4.17) that

$$I_s(\mu) \leq c_1 \int_{|u| \leq 1} |u|^{s-n} du + c_2 \int_{|u| > 1} |u|^{s-n} |u|^{-t} du$$

which is finite if  $0 < s < t$ . Thus if (4.18) holds, any set  $F$  which supports  $\mu$  has Hausdorff dimension at least  $t$ . The greatest value of  $t$  for which there is a mass distribution  $\mu$  on  $F$  satisfying (4.18) is sometimes called the *Fourier dimension* of  $F$ , which never exceeds the Hausdorff dimension.

## 4.5 Notes and references

Many papers are devoted to calculating dimensions of various classes of fractal, for example the papers of Eggleston (1952), Beardon (1965) and Peyrière (1977) discuss fairly general constructions.

The potential theoretic approach was, essentially, due to Frostman (1935); see Taylor (1961), Hayman and Kennedy (1976), Carleson (1967) or Kahane (1985) for more recent accounts. For an introduction to Fourier transforms see Papoulis (1962).

The work on subsets of finite measure originates from Besicovitch (1952) and a very general treatment is given in Rogers (1998). Complete proofs of Theorem 4.10 may be found in Falconer (1985a) and Mattila (1995).

Subsets of finite positive packing measure are investigated by Joyce and Preiss (1995).

## Exercises

- 4.1 What is the Hausdorff dimension of the ‘Cantor tartan’ given by  $\{(x, y) \in \mathbb{R}^2 : \text{either } x \in F \text{ or } y \in F\}$  where  $F$  is the middle third Cantor set?
- 4.2 Use the mass distribution principle and a natural upper bound to show that the set of numbers in  $[0, 1]$  containing only even digits has Hausdorff dimension  $\log 5 / \log 10$ .
- 4.3 Use the mass distribution method to show that the ‘Cantor dust’ depicted in figure 0.4 has Hausdorff dimension 1. (Hint: note that, taking the square  $E_0$  to have side 1, any two squares in the set  $E_k$  of the construction are separated by a distance of at least  $4^{-k}$ .)
- 4.4 Fix  $0 < \lambda \leq \frac{1}{2}$ , and let  $F$  be the set of real numbers

$$F = \left\{ \sum_{k=1}^{\infty} a_k \lambda^k : a_k = 0 \text{ or } 1 \text{ for } k = 1, 2, \dots \right\}.$$

Find the Hausdorff and box dimensions of  $F$ .

- 4.5 What is the Hausdorff dimension of  $F \times F \subset \mathbb{R}^2$ , where  $F$  is the middle third Cantor set?
- 4.6 Let  $F$  be the middle third Cantor set. What is the Hausdorff dimension of the plane set given by  $\{(x, y) \in \mathbb{R}^2 : x \in F \text{ and } 0 \leq y \leq x^2\}$ ?
- 4.7 Use a mass distribution method to obtain the result of Example 4.5 directly rather than via Example 4.4.

4.8 Show that every number  $x \geq 0$  may be expressed in the form

$$x = m + \frac{a_2}{2!} + \frac{a_3}{3!} + \cdots$$

where  $m \geq 0$  is an integer and  $a_k$  is an integer with  $0 \leq a_k \leq k - 1$  for each  $k$ . Let  $F = \{x \geq 0 : m = 0 \text{ and } a_k \text{ is even for } k = 2, 3, \dots\}$ . Find  $\dim_{\text{H}} F$ .

- 4.9 Show that there is a compact subset  $F$  of  $[0, 1]$  of Hausdorff dimension 1 but with  $\mathcal{H}^1(F) = 0$ . (Hint: try a ‘Cantor set’ construction, but reduce the proportion of intervals removed at each stage.)
- 4.10 Deduce from Theorem 4.10 that if  $F$  is a Borel subset of  $\mathbb{R}^n$  with  $\mathcal{H}^s(F) = \infty$  and  $c$  is a positive number, then there is a Borel subset  $E$  of  $F$  with  $\mathcal{H}^s(E) = c$ .
- 4.11 Let  $\mu$  be the natural mass distribution on the middle third Cantor set  $F$  (see after Principle 4.2). Estimate the  $s$ -energy of  $\mu$  for  $s < \log 2 / \log 3$  and deduce from Theorem 4.13 that  $\dim_{\text{H}} F \geq \log 2 / \log 3$ .

# Chapter 5 Local structure of fractals

Classical calculus involves finding local approximations to curves and surfaces by tangent lines and planes. Viewed on a large scale the neighbourhood of a point on a smooth curve appears close to a line segment. Can we say anything about the local structure of as diverse a class of objects as fractals? Surprisingly, the answer in many cases is yes. We can go some way to establishing the form of fractals in a neighbourhood of a general point. In particular, we can study the concentration of fractals about typical points; in other words, their local densities, and the directional distribution of fractals around points including the question of whether tangents exist. A knowledge of the local form of a fractal is useful both in developing theory and in applications.

In order to realize the power of Hausdorff measures, it is necessary to restrict attention to  $s$ -sets, i.e. Borel sets of Hausdorff dimension  $s$  with positive finite  $s$ -dimensional Hausdorff measure. (More generally, it is possible to work with  $s$ -sets of positive finite  $\mathcal{H}^h$ -measure for some dimension function  $h$ ; see Section 2.5—we do not consider this generalization here.) This is not so restrictive as it first appears. Many fractals encountered in practice are  $s$ -sets, but even if  $\mathcal{H}^s(F) = \infty$  then, by Theorem 4.10,  $F$  has subsets that are  $s$ -sets to which this theory can be applied. Alternatively, it sometimes happens that a set  $F$  of dimension  $s$  is a countable union of  $s$ -sets, and the properties of these component sets can often be transferred to  $F$ .

The material outlined in this chapter lies at the heart of geometric measure theory, a subject where rigorous proofs are often intricate and difficult. We omit the harder proofs here; it is hoped that those included will be found instructive and will give the flavour of the subject. We generally restrict attention to subsets of the plane—the higher-dimensional analogues, though valid, are often an order of magnitude harder.

## 5.1 Densities

Let  $F$  be a subset of the plane. The *density* of  $F$  at  $x$  is

$$\lim_{r \rightarrow 0} \frac{\text{area}(F \cap B(x, r))}{\text{area}(B(x, r))} = \lim_{r \rightarrow 0} \frac{\text{area}(F \cap B(x, r))}{\pi r^2} \quad (5.1)$$

where  $B(x, r)$  is the closed disc of radius  $r$  and centre  $x$ . The classical Lebesgue density theorem tells us that, for a Borel set  $F$ , this limit exists and equals 1 when  $x \in F$  and 0 when  $x \notin F$ , except for a set of  $x$  of area 0. In other words, for a typical point  $x$  of  $F$ , small discs centred at  $x$  are almost entirely filled by  $F$ , but if  $x$  is outside  $F$  then small discs centred at  $x$  generally contain very little of  $F$ ; see figure 5.1.

Similarly, if  $F$  is a smooth curve in the plane and  $x$  is a point of  $F$  (other than an endpoint), then  $F \cap B(x, r)$  is close to a diameter of  $B(x, r)$  for small  $r$  and

$$\lim_{r \rightarrow 0} \frac{\text{length}(F \cap B(x, r))}{2r} = 1.$$

If  $x \notin F$  then this limit is clearly 0.

Density theorems such as these tell us how much of the set  $F$ , in the sense of area or length, is concentrated near  $x$ . In the same way it is natural to investigate densities of fractals—if  $F$  has dimension  $s$ , how does the  $s$ -dimensional Hausdorff measure of  $F \cap B(x, r)$  behave as  $r \rightarrow 0$ ? We look at this question when  $F$  is an  $s$ -set in  $\mathbb{R}^2$  with  $0 < s < 2$  (0-sets are just finite sets of points, and there is little to say, and  $\mathcal{H}^2$  is essentially area, so if  $s = 2$  we are in the Lebesgue density situation (5.1)).

We define the *lower* and *upper densities* of an  $s$ -set  $F$  at a point  $x \in \mathbb{R}^n$  as

$$\underline{D}^s(F, x) = \liminf_{r \rightarrow 0} \frac{\mathcal{H}^s(F \cap B(x, r))}{(2r)^s} \quad (5.2)$$

and

$$\overline{D}^s(F, x) = \limsup_{r \rightarrow 0} \frac{\mathcal{H}^s(F \cap B(x, r))}{(2r)^s} \quad (5.3)$$



**Figure 5.1** The Lebesgue density theorem. The point  $x$  is in  $F$ , and  $\text{area}(F \cap B(x, r))/\text{area}(B(x, r))$  is close to 1 if  $r$  is small. The point  $y$  is outside  $F$ , and  $\text{area}(F \cap B(y, r))/\text{area}(B(y, r))$  is close to 0 if  $r$  is small

respectively (note that  $|B(x, r)| = 2r$ ). If  $\underline{D}^s(F, x) = \overline{D}^s(F, x)$  we say that the *density* of  $F$  at  $x$  exists and we write  $D^s(F, x)$  for the common value.

A point  $x$  at which  $\underline{D}^s(F, x) = \overline{D}^s(F, x) = 1$  is called a *regular* point of  $F$ , otherwise  $x$  is an *irregular* point. An  $s$ -set is termed *regular* if  $\mathcal{H}^s$ -almost all of its points (i.e. all of its points except for a set of  $\mathcal{H}^s$ -measure 0) are regular, and *irregular* if  $\mathcal{H}^s$ -almost all of its points are irregular. (Here ‘irregular’ does *not* mean ‘not regular’!) As we shall see, a fundamental result is that an  $s$ -set  $F$  must be irregular unless  $s$  is an integer. However, if  $s$  is integral an  $s$ -set decomposes into a regular and an irregular part. Roughly speaking, a regular 1-set consists of portions of rectifiable curves of finite length, whereas an irregular 1-set is totally disconnected and dust-like, and typically of fractal form.

By definition, a regular set is one for which the direct analogue of the Lebesgue density theorem holds. However, even the densities of irregular sets cannot behave too erratically.

### Proposition 5.1

Let  $F$  be an  $s$ -set in  $\mathbb{R}^n$ . Then

- (a)  $\underline{D}^s(F, x) = \overline{D}^s(F, x) = 0$  for  $\mathcal{H}^s$ -almost all  $x \notin F$
- (b)  $2^{-s} \leq \overline{D}^s(F, x) \leq 1$  for  $\mathcal{H}^s$ -almost all  $x \in F$ .

*Partial proof*

- (a) If  $F$  is closed and  $x \notin F$ , then  $B(x, r) \cap F = \emptyset$  if  $r$  is small enough. Hence  $\lim_{r \rightarrow 0} \mathcal{H}^s(F \cap B(x, r))/(2r)^s = 0$ . If  $F$  is not closed the proof is a little more involved and we omit it here.
- (b) This follows quickly from Proposition 4.9(a) by taking  $\mu$  as the restriction of  $\mathcal{H}^s$  to  $F$ , i.e.  $\mu(A) = \mathcal{H}^s(F \cap A)$ : if

$$F_1 = \left\{ x \in F : \overline{D}^s(F, x) = \overline{\lim}_{r \rightarrow 0} \frac{\mathcal{H}^s(F \cap B(x, r))}{(2r)^s} < 2^{-s}c \right\}$$

then  $\mathcal{H}^s(F_1) \geq \mathcal{H}^s(F)/c \geq \mathcal{H}^s(F_1)/c$ . If  $0 < c < 1$  this is only possible if  $\mathcal{H}^s(F_1) = 0$ ; thus for almost all  $x \in F$  we have  $\overline{D}^s(F, x) \geq 2^{-s}$ . The upper bound follows in essentially the same way using Proposition 4.9(b).  $\square$

Note that an immediate consequence of Proposition 5.1(b) is that an irregular set has a lower density which is strictly less than 1 almost everywhere.

We will sometimes need to relate the densities of a set to those of certain subsets. Let  $F$  be an  $s$ -set and let  $E$  be a Borel subset of  $F$ . Then

$$\frac{\mathcal{H}^s(F \cap B(x, r))}{(2r)^s} = \frac{\mathcal{H}^s(E \cap B(x, r))}{(2r)^s} + \frac{\mathcal{H}^s((F \setminus E) \cap B(x, r))}{(2r)^s}.$$

For almost all  $x$  in  $E$ , we have

$$\frac{\mathcal{H}^s((F \setminus E) \cap B(x, r))}{(2r)^s} \rightarrow 0 \quad \text{as } r \rightarrow 0$$

by Proposition 5.1(a), so letting  $r \rightarrow 0$  gives

$$\underline{D}^s(F, x) = \underline{D}^s(E, x); \quad \overline{D}^s(F, x) = \overline{D}^s(E, x) \quad (5.4)$$

for  $\mathcal{H}^s$ -almost all  $x$  in  $E$ . Thus, from the definitions of regularity, if  $E$  is a subset of an  $s$ -set  $F$  with  $\mathcal{H}^s(E) > 0$ , then  $E$  is regular if  $F$  is regular and  $E$  is irregular if  $F$  is irregular. In particular, the intersection of a regular and an irregular set, being a subset of both, has measure zero.

Estimates for lower densities are altogether harder to obtain, and we do not pursue them here.

In general it is quite involved to show that  $s$ -sets of non-integral dimension are irregular, but in the case  $0 < s < 1$  the following ‘annulus’ proof is appealing.

### Theorem 5.2

*Let  $F$  be an  $s$ -set in  $\mathbb{R}^2$ . Then  $F$  is irregular unless  $s$  is an integer.*

*Partial proof.* We show that  $F$  is irregular if  $0 < s < 1$  by showing that the density  $D^s(F, x)$  fails to exist almost everywhere in  $F$ . Suppose to the contrary: then there is a set  $F_1 \subset F$  of positive measure where the density exists and therefore where  $\frac{1}{2} < 2^{-s} \leq D^s(F, x)$ , by Proposition 5.1(b). By Egoroff’s theorem (see Section 1.3) we may find  $r_0 > 0$  and a Borel set  $E \subset F_1 \subset F$  with  $\mathcal{H}^s(E) > 0$  such that

$$\mathcal{H}^s(F \cap B(x, r)) > \frac{1}{2}(2r)^s \quad (5.5)$$

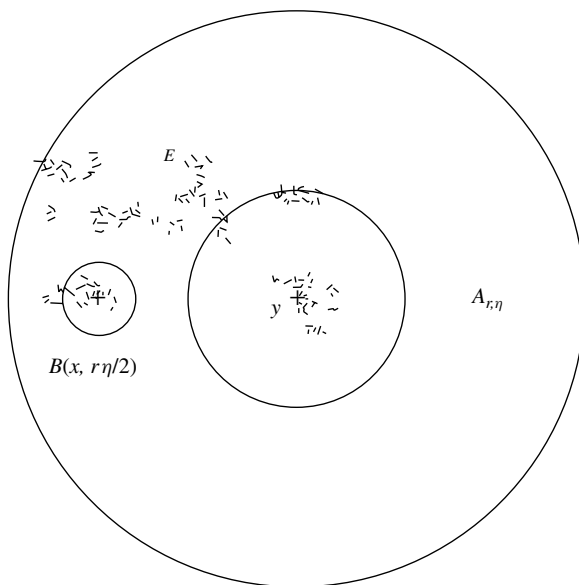
for all  $x \in E$  and  $r < r_0$ . Let  $y \in E$  be a cluster point of  $E$  (i.e. a point  $y$  with other points of  $E$  arbitrarily close). Let  $\eta$  be a number with  $0 < \eta < 1$  and let  $A_{r,\eta}$  be the annulus  $B(y, r(1 + \eta)) \setminus B(y, r(1 - \eta))$ ; see figure 5.2. Then

$$\begin{aligned} (2r)^{-s} \mathcal{H}^s(F \cap A_{r,\eta}) &= (2r)^{-s} \mathcal{H}^s(F \cap B(y, r(1 + \eta))) \\ &\quad - (2r)^{-s} \mathcal{H}^s(F \cap B(y, r(1 - \eta))) \\ &\rightarrow D^s(F, y)((1 + \eta)^s - (1 - \eta)^s) \end{aligned} \quad (5.6)$$

as  $r \rightarrow 0$ . For a sequence of values of  $r$  tending to 0, we may find  $x \in E$  with  $|x - y| = r$ . Then  $B(x, \frac{1}{2}r\eta) \subset A_{r,\eta}$  so by (5.5)

$$\frac{1}{2}r^s \eta^s < \mathcal{H}^s(F \cap B(x, \frac{1}{2}r\eta)) \leq \mathcal{H}^s(F \cap A_{r,\eta}).$$





**Figure 5.2** The ‘annulus’ proof of Theorem 5.2

Combining with (5.6) this implies that

$$\begin{aligned} 2^{-s-1}\eta^s &\leq D^s(F, y)((1+\eta)^s - (1-\eta)^s) \\ &= D^s(F, y)(2s\eta + \text{terms in } \eta^2 \text{ or higher}). \end{aligned}$$

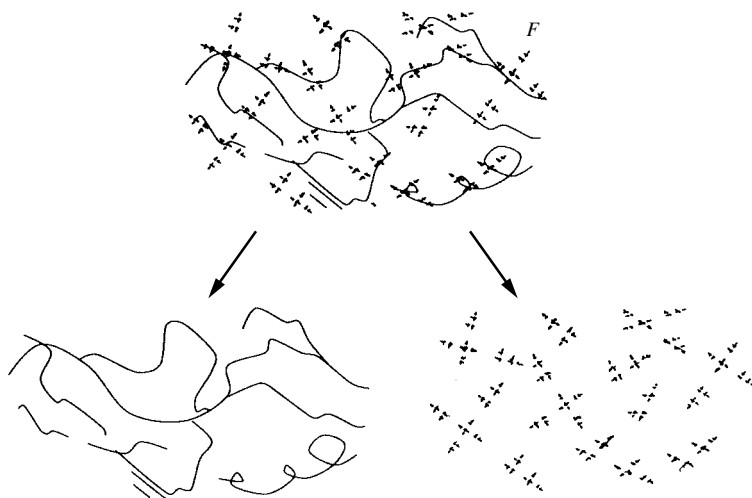
Letting  $\eta \rightarrow 0$  we see that this is impossible when  $0 < s < 1$  and the result follows by contradiction.  $\square$

## 5.2 Structure of 1-sets

As we have pointed out, sets of non-integral dimension must be irregular. The situation for sets of integral dimension is more complicated. The following decomposition theorem, indicated in figure 5.3, enables us to split a 1-set into a regular and an irregular part, so that we can analyse each separately, and recombine them without affecting density properties.

### Decomposition theorem 5.3

*Let  $F$  be a 1-set. The set of regular points of  $F$  forms a regular set, the set of irregular points forms an irregular set.*



**Figure 5.3** Decomposition of a 1-set into a regular ‘curve-like’ part and an irregular ‘curve-free’ part

*Proof.* This is immediate from (5.4), taking  $E$  as the set of regular and irregular points respectively.  $\square$

Examples of regular and irregular 1-sets abound. Smooth curves are regular, and provide us with the shapes of classical geometry such as the perimeters of circles or ellipses. On the other hand the iterated construction of figure 0.4 gives an irregular 1-set which is a totally disconnected fractal. This is typical—as we shall see, regular 1-sets are made up from pieces of curve, whereas irregular 1-sets are dust-like and ‘curve-free’, i.e. intersect any (finite length) curve in length zero.

To study 1-sets we need a few facts about curves. For our purposes a *curve* or *Jordan curve*  $C$  is the image of a continuous injection (one-to-one function)  $\psi : [a, b] \rightarrow \mathbb{R}^2$ , where  $[a, b] \subset \mathbb{R}$  is a proper closed interval. According to our definition, curves are not self-intersecting, have two ends, and are compact connected subsets of the plane. The length  $\mathcal{L}(C)$  of the curve  $C$  is given by polygonal approximation:

$$\mathcal{L}(C) = \sup \sum_{i=1}^m |x_i - x_{i-1}|$$

where the supremum is taken over all dissections of  $C$  by points  $x_0, x_1, \dots, x_m$  in that order along the curve. If the length  $\mathcal{L}(C)$  is positive and finite we call  $C$  a *rectifiable curve*.

As one might expect, the length of a curve equals its 1-dimensional Hausdorff measure.

**Lemma 5.4**

If  $C$  is a rectifiable curve then  $\mathcal{H}^1(C) = \mathcal{L}(C)$ .

*Proof.* For  $x, y \in C$ , let  $C_{x,y}$  denote that part of  $C$  between  $x$  and  $y$ . Since orthogonal projection onto the line through  $x$  and  $y$  does not increase distances, (2.9) gives  $\mathcal{H}^1(C_{x,y}) \geq \mathcal{H}^1[x, y] = |x - y|$ , where  $[x, y]$  is the straight-line segment joining  $x$  to  $y$ . Hence for any dissection  $x_0, x_1, \dots, x_m$  of  $C$ ,

$$\sum_{i=1}^m |x_i - x_{i-1}| \leq \sum_{i=1}^m \mathcal{H}^1(C_{x_i, x_{i-1}}) \leq \mathcal{H}^1(C)$$

so that  $\mathcal{L}(C) \leq \mathcal{H}^1(C)$ . On the other hand, let  $f : [0, \mathcal{L}(C)] \rightarrow C$  be the mapping that takes  $t$  to the point on  $C$  at distance  $t$  along the curve from one of its ends. Clearly  $|f(t) - f(u)| \leq |t - u|$  for  $0 \leq t, u \leq \mathcal{L}(C)$ , that is  $f$  is Lipschitz and  $\mathcal{H}^1(C) \leq \mathcal{H}^1[0, \mathcal{L}(C)] = \mathcal{L}(C)$  by (2.9) as required.  $\square$

It is straightforward to show that rectifiable curves are regular.

**Lemma 5.5**

A rectifiable curve is a regular 1-set.

*Proof.* If  $C$  is rectifiable,  $\mathcal{L}(C) < \infty$ , and since  $C$  has distinct endpoints  $p$  and  $q$ , we get  $\mathcal{L}(C) \geq |p - q| > 0$ . By Lemma 5.4,  $0 < \mathcal{H}^1(C) < \infty$ , so  $C$  is a 1-set.

A point  $x$  of  $C$  that is not an endpoint, divides  $C$  into two parts  $C_{p,x}$  and  $C_{x,q}$ . If  $r$  is sufficiently small, then moving away from  $x$  along the curve  $C_{x,q}$  we reach a first point  $y$  on  $C$  with  $|x - y| = r$ . Then  $C_{x,y} \subset B(x, r)$  and

$$r = |x - y| \leq \mathcal{L}(C_{x,y}) = \mathcal{H}^1(C_{x,y}) \leq \mathcal{H}^1(C_{x,q} \cap B(x, r)).$$

Similarly,  $r \leq \mathcal{H}^1(C_{p,x} \cap B(x, r))$ , so, adding,  $2r \leq \mathcal{H}^1(C \cap B(x, r))$ , if  $r$  is small enough. Thus

$$\underline{D}^1(C, x) = \liminf_{r \rightarrow 0} \frac{\mathcal{H}^1(C \cap B(x, r))}{2r} \geq 1.$$

By Proposition 5.1(b)  $\underline{D}^1(C, x) \leq \overline{D}^1(C, x) \leq 1$ , so  $D^1(C, x)$  exists and equals 1 for all  $x \in C$  other than the two endpoints, so  $C$  is regular.  $\square$

Other regular sets are easily constructed. By (5.4), subsets of regular sets, and unions of regular sets should also be regular. With this in mind we define a 1-set to be *curve-like* if it is contained in a countable union of rectifiable curves.

**Proposition 5.6**

A curve-like 1-set is a regular 1-set.

*Proof.* If  $F$  is a curve-like 1-set then  $F \subset \bigcup_{i=1}^{\infty} C_i$  where the  $C_i$  are rectifiable curves. For each  $i$  and  $\mathcal{H}^1$ -almost all  $x \in F \cap C_i$  we have, using Lemma 5.5 and equation (5.4),

$$1 = \underline{D}^1(C_i, x) = \underline{D}^1(F \cap C_i, x) \leq \underline{D}^1(F, x)$$

and hence  $1 \leq \underline{D}^1(F, x)$  for almost all  $x \in F$ . But for almost all  $x \in F$  we have  $\underline{D}^1(F, x) \leq \overline{D}^1(F, x) \leq 1$  by Proposition 5.1, so  $D^1(F, x) = 1$  almost everywhere, and  $F$  is regular.  $\square$

It is natural to introduce a complementary definition: a 1-set is called *curve-free* if its intersection with every rectifiable curve has  $\mathcal{H}^1$ -measure-zero.

### Proposition 5.7

*An irregular 1-set is curve-free.*

*Proof.* If  $F$  is irregular and  $C$  is a rectifiable curve then  $F \cap C$  is a subset of both a regular and an irregular set, so has zero  $\mathcal{H}^1$ -measure.  $\square$

These two propositions begin to suggest that regular and irregular sets might be characterized as curve-like and curve-free respectively. This is indeed the case, but it is far from easy to prove. The crux of the matter is the following lower-density estimate, which depends on an intricate investigation of the properties of curves and connected sets and some ingenious geometrical arguments.

### Proposition 5.8

*Let  $F$  be a curve-free 1-set in  $\mathbb{R}^2$ . Then  $\underline{D}^1(F, x) \leq \frac{3}{4}$  at almost all  $x \in F$ .*

*Proof.* Omitted.  $\square$

Assuming this proposition, a complete characterization of regular and irregular sets is relatively easy.

### Theorem 5.9

- (a) A 1-set in  $\mathbb{R}^2$  is irregular if and only if it is curve-free.
- (b) A 1-set in  $\mathbb{R}^2$  is regular if and only if it is the union of a curve-like set and a set of  $\mathcal{H}^1$ -measure zero.

*Proof*

- (a) A curve-free set must be irregular by Proposition 5.8. Proposition 5.7 provides the converse implication.
- (b) By Proposition 5.6 a curve-like set is regular, and adding in a set of measure zero does not affect densities or, therefore, regularity.

If  $F$  is regular, then any Borel subset  $E$  of positive measure is regular with  $\underline{D}^1(E, x) = 1$  for almost all  $x \in E$ . By Proposition 5.8 the set  $E$  cannot be curve-free, so some rectifiable curve intersects  $E$  in a set of positive length. We use this fact to define inductively a sequence of rectifiable curves  $\{C_i\}$ . We choose  $C_1$  to cover a reasonably large part of  $F$ , say

$$\mathcal{H}^1(F \cap C_1) \geq \frac{1}{2} \sup \{\mathcal{H}^1(F \cap C) : C \text{ is rectifiable}\} > 0.$$

If  $C_1, \dots, C_k$  have been selected and  $F_k = F \setminus \bigcup_{i=1}^k C_i$  has positive measure, let  $C_{k+1}$  be a rectifiable curve for which

$$\mathcal{H}^1(F_k \cap C_{k+1}) \geq \frac{1}{2} \sup \{\mathcal{H}^1(F_k \cap C) : C \text{ is rectifiable}\} > 0. \quad (5.7)$$

If the process terminates then for some  $k$  the curves  $C_1, \dots, C_k$  cover almost all of  $F$  and  $F$  is curve-like. Otherwise,

$$\infty > \mathcal{H}^1(F) \geq \sum_k \mathcal{H}^1(F_k \cap C_{k+1})$$

since the  $F_k \cap C_{k+1}$  are disjoint, so that  $\mathcal{H}^1(F_k \cap C_{k+1}) \rightarrow 0$  as  $k \rightarrow \infty$ . If  $\mathcal{H}^1(F \setminus \bigcup_{i=1}^{\infty} C_i) > 0$  there is a rectifiable curve  $C$  such that  $\mathcal{H}^1((F \setminus \bigcup_{i=1}^{\infty} C_i) \cap C) = d$  for some  $d > 0$ . But  $\mathcal{H}^1(F_k \cap C_{k+1}) < \frac{1}{2}d$  for some  $k$ , so, according to (5.7),  $C$  would have been selected in preference to  $C_{k+1}$ . Hence  $\mathcal{H}^1(F \setminus \bigcup_{i=1}^{\infty} C_i) = 0$ , and  $F$  consists of the curve-like set  $F \cap \bigcup_{i=1}^{\infty} C_i$  together with  $F \setminus \bigcup_{i=1}^{\infty} C_i$ , which is of measure zero.  $\square$

Thus regular 1-sets are essentially unions of subsets of rectifiable curves, but irregular 1-sets contain no pieces of rectifiable curves at all. This dichotomy is remarkable in that the definition of regularity is purely in terms of densities and makes no reference to curves. Propositions 5.6 and 5.8 provide a further contrast. Almost everywhere, a regular set has lower density 1, whereas an irregular set has lower density at most  $\frac{3}{4}$ . Thus in any 1-set  $F$  the set of points for which  $\frac{3}{4} < \underline{D}^1(F, x) < 1$  has  $\mathcal{H}^1$ -measure zero.

Regular 1-sets may be connected but, like sets of dimension less than 1, irregular 1-sets must be totally disconnected. We know at least that distinct points cannot be joined by a rectifiable curve in an irregular set, and further investigation shows that no two points can lie in the same connected component.

Further differences between regular and irregular sets include the existence of tangents (see Section 5.3) and projection properties (see Chapter 6). In all these ways, the classes of regular and irregular 1-sets are distanced from each other. For the special case of 1-sets, it would make sense mathematically to define fractals to be those sets which are irregular.

### 5.3 Tangents to $s$ -sets

Suppose that a smooth curve  $C$  has a tangent (in the classical sense) at  $x$ . This means that close to  $x$  the set  $C$  is concentrated in two diametrically opposite

directions. What can be said about the directional distribution of an  $s$ -set about a typical point? Is there a meaningful definition of a tangent to an  $s$ -set, and when do such tangents exist?

Any generalization of the definition of tangents should reflect the local directional distribution of sets of positive measure—for sets of the complexity that we have in mind, there is no hope of a definition involving *all* nearby points; we must be content with a condition on *almost all* points. We say that an  $s$ -set  $F$  in  $\mathbb{R}^n$  has a *tangent at  $x$  in direction  $\theta$*  ( $\theta$  a unit vector) if

$$\overline{D}^s(F, x) > 0 \quad (5.8)$$

and, for every angle  $\varphi > 0$ ,

$$\lim_{r \rightarrow 0} r^{-s} \mathcal{H}^s(F \cap (B(x, r) \setminus S(x, \theta, \varphi))) = 0 \quad (5.9)$$

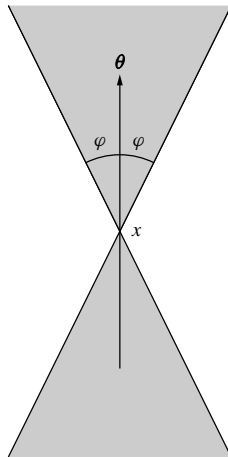
where  $S(x, \theta, \varphi)$  is the *double sector* with vertex  $x$ , consisting of those  $y$  such that the line segment  $[x, y]$  makes an angle at most  $\varphi$  with  $\theta$  or  $-\theta$ ; see figure 5.4. Thus, for a tangent in direction  $\theta$ , (5.8) requires that a significant part of  $F$  lies near  $x$ , of which, by (5.9), a negligible amount close to  $x$  lies outside any double sector  $S(x, \theta, \varphi)$ ; see figure 5.5.

We first discuss tangents to regular 1-sets in the plane, a situation not far removed from the classical calculus of curves.

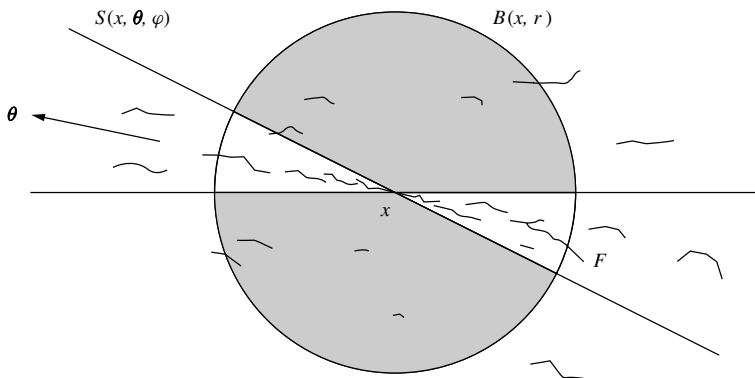
### Proposition 5.10

*A rectifiable curve  $C$  has a tangent at almost all of its points.*

*Proof.* By Lemma 5.5 the upper density  $\overline{D}^1(C, x) = 1 > 0$  for almost all  $x \in C$ . We may reparametrize the defining function of  $C$  by arc length, so that



**Figure 5.4** The double sector  $S(x, \theta, \varphi)$



**Figure 5.5** For  $F$  to have a tangent in direction  $\theta$  at  $x$ , there must be a negligible part of  $F$  in  $B(x, r) \setminus S(x, \theta, \varphi)$  (shaded) for small  $r$

$\psi : [0, \mathcal{L}(C)] \rightarrow \mathbb{R}^2$  gives  $\psi(t)$  as the point distance  $t$  along  $C$  from the endpoint  $\psi(0)$ . To say that  $\mathcal{L}(C) < \infty$  simply means that  $\psi$  has bounded variation, in other words  $\sup \sum_{i=1}^m |\psi(t_i) - \psi(t_{i-1})| < \infty$  where the supremum is over dissections  $0 = t_0 < t_1 < \dots < t_m = \mathcal{L}(C)$ . We quote a standard result from the theory of functions, that functions of bounded variation are differentiable almost everywhere, so  $\psi'(t)$  exists as a vector for almost all  $t$ . Because of the arc-length parametrization,  $|\psi'(t)| = 1$  for such  $t$ . Hence at almost all points  $\psi(t)$  on  $C$ , there exists a unit vector  $\theta$  such that  $\lim_{u \rightarrow t} (\psi(u) - \psi(t)) / (u - t) = \theta$ . Thus, given  $\varphi > 0$ , there is a number  $\varepsilon > 0$  such that  $\psi(u) \in S(\psi(t), \theta, \varphi)$  whenever  $|u - t| < \varepsilon$ . Since  $C$  has no double points we may find  $r$  such that  $\psi(u) \notin B(\psi(t), r)$  if  $|u - t| \geq \varepsilon$ , so  $C \cap (B(\psi(t), r) \setminus S(\psi(t), \theta, \varphi))$  is empty. By the definitions (5.8) and (5.9), the curve  $C$  has a tangent at  $\psi(t)$ . Such points account for almost all points on  $C$ .  $\square$

Just as with densities, we can transfer tangency properties from curves to curve-like sets.

### Proposition 5.11

*A regular 1-set  $F$  in  $\mathbb{R}^2$  has a tangent at almost all of its points.*

*Proof.* By definition of regularity,  $\overline{D}^1(F, x) = 1 > 0$  at almost all  $x \in F$ .

If  $C$  is any rectifiable curve, then for almost all  $x$  in  $C$  there exists  $\theta$  such that if  $\varphi > 0$

$$\begin{aligned} & \lim_{r \rightarrow 0} r^{-1} \mathcal{H}^1((F \cap C) \cap (B(x, r) \setminus S(x, \theta, \varphi))) \\ & \leq \lim_{r \rightarrow 0} r^{-1} \mathcal{H}^1(C \cap (B(x, r) \setminus S(x, \theta, \varphi))) = 0 \end{aligned}$$

by Proposition 5.10. Moreover

$$\begin{aligned} \lim_{r \rightarrow 0} r^{-1} \mathcal{H}^1((F \setminus C) \cap (B(x, r) \setminus S(x, \theta, \varphi))) \\ \leq \lim_{r \rightarrow 0} r^{-1} \mathcal{H}^1((F \setminus C) \cap B(x, r)) = 0 \end{aligned}$$

for almost all  $x \in C$  by Property 5.1(a). Adding these inequalities

$$\lim_{r \rightarrow 0} r^{-1} \mathcal{H}^1(F \cap (B(x, r) \setminus S(x, \theta, \varphi))) = 0$$

for almost all  $x \in C$  and so for almost all  $x \in F \cap C$ . Since a countable collection of such curves covers almost all of  $F$ , the result follows.  $\square$

In contrast to regular sets, irregular 1-sets do not generally support tangents.

### Proposition 5.12

*At almost all points of an irregular 1-set, no tangent exists.*

*Proof.* The proof, which depends on the characterization of irregular sets as curve-free sets, is too involved to include here.  $\square$

We turn now to  $s$ -sets in  $\mathbb{R}^2$  for non-integral  $s$ , which, as we have seen, are necessarily irregular. For  $0 < s < 1$  tangency questions are not particularly interesting, since any set contained in a smooth curve will automatically satisfy (5.9) with  $\theta$  the direction of the tangent to the curve at  $x$ . For example, the middle third Cantor set  $F$  regarded as a subset of the plane is a  $(\log 2 / \log 3)$ -set that satisfies (5.8) and (5.9) for all  $x$  in  $F$  and  $\varphi > 0$ , where  $\theta$  is a vector pointing along the set. On the other hand, if  $F$ , say, is a Cartesian product of two uniform Cantor sets, each formed by repeated removal of a proportion  $\alpha > \frac{1}{2}$  from the centre of intervals, then a little calculation (see Chapter 7) shows that  $F$  is an  $s$ -set with  $s = 2 \log 2 / \log(2/(1 - \alpha)) < 1$  with no tangents at any of its points.

It is at least plausible that  $s$ -sets in  $\mathbb{R}^2$  with  $1 < s < 2$  do not have tangents—such sets are so large that they radiate in many directions from a typical point, so that (5.9) cannot hold. This is made precise in the following proposition.

### Proposition 5.12

*If  $F$  is an  $s$ -set in  $\mathbb{R}^2$  with  $1 < s < 2$ , then at almost all points of  $F$ , no tangent exists.*

*Proof.* For  $r_0 > 0$  let

$$E = \{y \in F : \mathcal{H}^s(F \cap B(y, r)) < 2(2r)^s \text{ for all } r < r_0\}. \quad (5.10)$$



For each  $x \in E$ , each unit vector  $\theta$  and each angle  $\varphi$  with  $0 < \varphi < \frac{1}{2}\pi$ , we estimate how much of  $E$  lies in  $B(x, r) \cap S(x, \theta, \varphi)$ . For  $r < r_0/20$  and  $i = 1, 2, \dots$  let  $A_i$  be the intersection of the annulus and the double sector given by

$$A_i = (B(x, ir\varphi) \setminus B(x, (i-1)r\varphi)) \cap S(x, \theta, \varphi).$$

Then  $B(x, r) \cap S(x, \theta, \varphi) \subset \bigcup_{i=1}^m A_i \cup \{x\}$  for some integer  $m < 2/\varphi$ . Each  $A_i$  comprises two parts, both of diameter at most  $10r\varphi < r_0$ , so applying (5.10) to the parts that contain points of  $E$ , and summing,

$$\mathcal{H}^s(E \cap B(x, r) \cap S(x, \theta, \varphi)) \leq 2m2(20r\varphi)^s \leq (4\varphi^{-1})2(20r\varphi)^s$$

so that

$$(2r)^{-s} \mathcal{H}^s(E \cap B(x, r) \cap S(x, \theta, \varphi)) \leq 8 \cdot 10^s \varphi^{s-1} \quad (5.11)$$

if  $r < r_0/20$ .

Now, almost all  $x \in E$  satisfy  $\overline{D}^s(F \setminus E, x) = 0$  by Proposition 5.1(a). Decomposing  $F \cap B(x, r)$  into three parts we get

$$\begin{aligned} \mathcal{H}^s(F \cap B(x, r)) &= \mathcal{H}^s((F \setminus E) \cap B(x, r)) + \mathcal{H}^s(E \cap B(x, r) \cap S(x, \theta, \varphi)) \\ &\quad + \mathcal{H}^s(E \cap (B(x, r) \setminus S(x, \theta, \varphi))). \end{aligned}$$

Dividing by  $(2r)^s$  and taking upper limits as  $r \rightarrow 0$ ,

$$\overline{D}^s(F, x) \leq 0 + 8 \cdot 10^s \varphi^{s-1} + \overline{\lim}_{r \rightarrow 0} (2r)^{-s} \mathcal{H}^s(F \cap (B(x, r) \setminus S(x, \theta, \varphi)))$$

for almost all  $x \in E$ , using (5.11). Choosing  $\varphi$  sufficiently small, it follows that for all  $\theta$  (5.8) and (5.9) cannot both hold, so no tangent exists at such  $x$ . To complete the proof, we note that almost all  $x \in F$  belong to the set  $E$  defined in (5.10) for some  $r_0 > 0$ , by Proposition 5.1(b).  $\square$

The results of this chapter begin to provide a local picture of fractals that are  $s$ -sets. By taking these methods rather further, it is possible to obtain much more precise estimates of densities and also of the directional distributions of  $s$ -sets about typical points. For example, it may be shown that if  $s > 1$ , almost every line through  $\mathcal{H}^s$ -almost every point of an  $s$ -set  $F$  intersects  $F$  in a set of dimension  $s - 1$ .

Recently, packing measures (see Section 3.4) have been employed in the study of local properties, and it has been shown that regularity of a set corresponds closely to the equality of its packing measure and (slightly modified) Hausdorff measure.

These ideas extend, albeit with considerable effort, to higher dimensions. Regular  $s$ -sets in  $\mathbb{R}^n$  may be defined using densities and, again,  $s$ -sets can only be regular if  $s$  is an integer. Regular  $s$ -sets have tangents almost everywhere, and are

‘ $s$ -dimensional-surface-like’ in the sense that, except for a subset of  $\mathcal{H}^s$ -measure zero, they may be covered by a countable collection of Lipschitz images of subsets of  $\mathbb{R}^s$ .

## 5.4 Notes and references

This chapter touches the surface of a deep area of mathematics known as geometric measure theory. It has its origins in the fundamental papers of Besicovitch (1928, 1938) which contain a remarkably complete analysis of 1-sets in the plane. The results on  $s$ -sets in the plane for non-integral  $s$  are due to Marstrand (1954a). A succession of writers have extended this work to subsets of higher-dimensional space, culminating in the paper of Preiss (1987) which solved many of the outstanding problems. More detailed discussions of regular and irregular sets may be found in Falconer (1985a), Mattila (1995) and Federer (1996). Modern approaches use *tangent measures*, introduced by Preiss (1987), which are described in Mattila (1995) and Falconer (1997). It is widely believed that the ‘ $\frac{3}{4}$ ’ in Proposition 5.8 can be replaced by ‘ $\frac{1}{2}$ ’. Farag (2002) has shown this in many cases, and Preiss and Tiser (1992) obtain  $(2 + \sqrt{46})/12 = 0.732\dots$  in general.

## Exercises

- 5.1 By applying Proposition 5.1 with  $s = n = 2$ , deduce the Lebesgue density theorem (5.1).
- 5.2 Let  $f : \mathbb{R} \rightarrow \mathbb{R}$  be a continuously differentiable function such that  $0 < c_1 \leq f'(x) \leq c_2$  for all  $x$ . Show that, if  $F$  is an  $s$ -set in  $\mathbb{R}$ , then  $\underline{D}^s(f(F), f(x)) = \underline{D}^s(F, x)$  for all  $x$  in  $\mathbb{R}$ , with a similar result for upper densities.
- 5.3 Let  $F$  be the middle third Cantor set. Show that  $\underline{D}^s(F, x) \leq 2^{-s}$  for all  $x$ , where  $s = \log 2 / \log 3$ . Deduce that  $F$  is irregular.
- 5.4 Estimate the upper and lower densities at points of the 1-set depicted in figure 0.4 and show that it is irregular.
- 5.5 Adapt the proof of Theorem 5.2 to show that if  $F$  is an  $s$ -set with  $0 < s < 1$ , then  $\underline{D}^s(F, x) \leq (1 + 2^{s/(s-1)})^{s-1}$  for almost all  $x$ .
- 5.6 Construct a regular 1-set that is totally disconnected. (Hint: start with an interval.)
- 5.7 Let  $E$  and  $F$  be  $s$ -sets in  $\mathbb{R}^2$  such that for every disc  $B(x, r)$  we have that  $\mathcal{H}^s(B(x, r) \cap E) \leq \mathcal{H}^s(B(x, r) \cap F)$ . Show that  $\mathcal{H}^s(E \setminus F) = 0$ . Need we have  $E \subset F$ ?
- 5.8 Let  $F_1, F_2, \dots$  be 1-sets in the plane such that  $F = \bigcup_{k=1}^{\infty} F_k$  is a 1-set. Show that if  $F_k$  is regular for all  $k$  then  $F$  is regular, and if  $F_k$  is irregular for all  $k$  then  $F$  is irregular.
- 5.9 Show that if  $E$  is a regular 1-set and  $F$  an irregular 1-set then  $\mathcal{H}^1(E \cap F) = 0$ .

# Chapter 6 Projections of fractals

In this chapter we consider the orthogonal projection or ‘shadow’ of fractals in  $\mathbb{R}^n$  onto lower-dimensional subspaces. A smooth (1-dimensional) curve in  $\mathbb{R}^3$  generally has a (1-dimensional) curve as its shadow on a plane, but a (2-dimensional) surface or (3-dimensional) solid object generally has a 2-dimensional shadow, as in the upper part of figure 6.1. We examine analogues of this for fractals. Intuitively, one would expect a set  $F$  in  $\mathbb{R}^3$  to have plane projections of dimension 2 if  $\dim_{\text{H}} F > 2$  and of dimension  $\dim_{\text{H}} F$  if  $\dim_{\text{H}} F < 2$ , as in the lower part of figure 6.1. Roughly speaking this is correct, but a precise formulation of the projection properties requires some care.

We prove the projection theorems in the simplest case, for projection of subsets of the plane onto lines, and then state the higher-dimensional analogues.

## 6.1 Projections of arbitrary sets

Let  $L_\theta$  be the line through the origin of  $\mathbb{R}^2$  that makes an angle  $\theta$  with the horizontal axis. We denote orthogonal projection onto  $L_\theta$  by  $\text{proj}_\theta$ , so that if  $F$  is a subset of  $\mathbb{R}^2$ , then  $\text{proj}_\theta F$  is the projection of  $F$  onto  $L_\theta$ ; see figure 6.2. Clearly,  $|\text{proj}_\theta x - \text{proj}_\theta y| \leq |x - y|$  if  $x, y \in \mathbb{R}^2$ , i.e.  $\text{proj}_\theta$  is a Lipschitz mapping. Thus

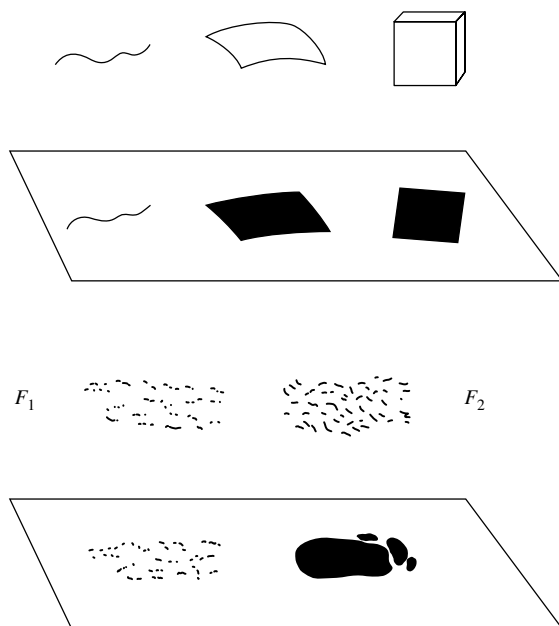
$$\dim_{\text{H}}(\text{proj}_\theta F) \leq \min\{\dim_{\text{H}} F, 1\} \quad (6.1)$$

for any  $F$  and  $\theta$ , by Corollary 2.4(a). (As  $\text{proj}_\theta F$  is a subset of the line  $L_\theta$ , its dimension cannot be more than 1.) The interesting question is whether the opposite inequality is valid. The projection theorems tell us that this is so for almost all  $\theta \in [0, \pi)$ ; that is, the exceptional values of  $\theta$  for which inequality (6.1) is strict form a set of zero length (1-dimensional Lebesgue measure).

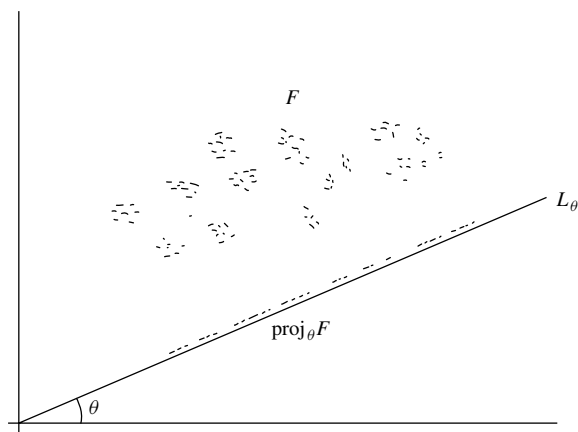
### Projection theorem 6.1

Let  $F \subset \mathbb{R}^2$  be a Borel set.

- (a) If  $\dim_{\text{H}} F \leq 1$  then  $\dim_{\text{H}}(\text{proj}_\theta F) = \dim_{\text{H}} F$  for almost all  $\theta \in [0, \pi)$ .
- (b) If  $\dim_{\text{H}} F > 1$  then  $\text{proj}_\theta F$  has positive length (as a subset of  $L_\theta$ ) and so has dimension 1 for almost all  $\theta \in [0, \pi)$ .



**Figure 6.1** Top: projections of classical sets onto a plane—a curve ‘typically’ has projection of dimension 1, but the surface and cube have projections of dimension 2 and of positive area. Bottom: projections of fractal sets onto a plane. If  $\dim_{\text{H}} F_1 < 1$  and  $\dim_{\text{H}} F_2 > 1$  then ‘typically’ the projection of  $F_1$  has dimension equal to  $\dim_{\text{H}} F_1$  (and zero area) and the projection of  $F_2$  has dimension 2 and positive area



**Figure 6.2** Projection of a set  $F$  onto a line  $L_\theta$

*Proof.* We give a proof that uses the potential theoretic characterization of Hausdorff dimension in a very effective way. If  $s < \dim_H F \leq 1$  then by Theorem 4.13(b) there exists a mass distribution  $\mu$  on (a compact subset of)  $F$  with  $0 < \mu(F) < \infty$  and

$$\int_F \int_F \frac{d\mu(x)d\mu(y)}{|x-y|^s} < \infty. \quad (6.2)$$

For each  $\theta$  we ‘project’ the mass distribution  $\mu$  onto the line  $L_\theta$  to get a mass distribution  $\mu_\theta$  on  $\text{proj}_\theta F$ . Thus  $\mu_\theta$  is defined by the requirement that

$$\mu_\theta([a, b]) = \mu\{x : a \leq x \cdot \theta \leq b\}$$

for each interval  $[a, b]$ , or equivalently,

$$\int_{-\infty}^{\infty} f(t) d\mu_\theta(t) = \int_F f(x \cdot \theta) d\mu(x)$$

for each non-negative function  $f$ . (Here  $\theta$  is the unit vector in the direction  $\theta$ , with  $x$  identified with its position vector and  $x \cdot \theta$  the usual scalar product.) Then

$$\begin{aligned} \int_0^\pi \left[ \int_{-\infty}^{\infty} \int_{-\infty}^{\infty} \frac{d\mu_\theta(u)d\mu_\theta(v)}{|u-v|^s} \right] d\theta &= \int_0^\pi \left[ \int_F \int_F \frac{d\mu(x)d\mu(y)}{|x \cdot \theta - y \cdot \theta|^s} \right] d\theta \\ &= \int_0^\pi \left[ \int_F \int_F \frac{d\mu(x)d\mu(y)}{|(x-y) \cdot \theta|^s} \right] d\theta \\ &= \int_0^\pi \frac{d\theta}{|\tau \cdot \theta|^s} \int_F \int_F \frac{d\mu(x)d\mu(y)}{|x-y|^s} \quad (6.3) \end{aligned}$$

for any fixed unit vector  $\tau$ . (Note that the integral of  $|(x-y) \cdot \theta|^{-s}$  with respect to  $\theta$  depends only on  $|x-y|$ .) If  $s < 1$  then (6.3) is finite by virtue of (6.2) and that

$$\int_0^\pi \frac{d\theta}{|\tau \cdot \theta|^s} = \int_0^\pi \frac{d\theta}{|\cos(\tau - \theta)|^s} < \infty.$$

Hence

$$\int_F \int_F \frac{d\mu_\theta(u)d\mu_\theta(v)}{|u-v|^s} < \infty$$

for almost all  $\theta \in [0, \pi)$ . By Theorem 4.13(a) the existence of such a mass distribution  $\mu_\theta$  on  $\text{proj}_\theta F$  implies that  $\dim_H(\text{proj}_\theta F) \geq s$ . This is true for all  $s < \dim_H F$ , so part (a) of the result follows.

The proof of (b) follows similar lines, though Fourier transforms need to be introduced to show that the projections have positive length.  $\square$

These projection theorems generalize to higher dimensions in the natural way. Let  $G_{n,k}$  be the set of  $k$ -dimensional subspaces or ‘ $k$ -planes through the origin’ in

$\mathbb{R}^n$ . These subspaces are naturally parametrized by  $k(n-k)$  coordinates (‘generalized direction cosines’) so that we may refer to ‘almost all’ subspaces in a consistent way in terms of  $k(n-k)$ -dimensional Lebesgue measure. We write  $\text{proj}_\Pi$  for orthogonal projection onto the  $k$ -plane  $\Pi$ .

### Theorem 6.2. Higher-dimensional projection theorem

Let  $F \subset \mathbb{R}^n$  be a Borel set.

- (a) If  $\dim_{\text{H}} F \leq k$  then  $\dim_{\text{H}}(\text{proj}_\Pi F) = \dim_{\text{H}} F$  for almost all  $\Pi \in G_{n,k}$
- (b) If  $\dim_{\text{H}} F > k$  then  $\text{proj}_\Pi F$  has positive  $k$ -dimensional measure and so has dimension  $k$  for almost all  $\Pi \in G_{n,k}$ .

*Proof.* The proof of Theorem 6.1 extends to higher dimensions without difficulty.  $\square$

Thus if  $F$  is a subset of  $\mathbb{R}^3$ , the plane projections of  $F$  are, in general, of dimension  $\min\{2, \dim_{\text{H}} F\}$ . This result has important practical implications. We can estimate the dimension of an object in space by estimating the dimension of a photograph taken from a random direction. Provided this is less than 2, it may be assumed to equal the dimension of the object. Such a reduction can make dimension estimates of spatial objects tractable—box-counting methods are difficult to apply in 3 dimensions but can be applied with reasonable success in the plane.

## 6.2 Projections of $s$ -sets of integral dimension

If a subset  $F$  of  $\mathbb{R}^2$  has Hausdorff dimension exactly 1, then Theorem 6.1 tells us that the projections of  $F$  onto almost every  $L_\theta$  have dimension 1. However, in this critical case, no information is given as to whether these projections have zero or positive length. In the special case where  $F$  is a 1-set, i.e. with  $0 < \mathcal{H}^s(F) < \infty$ , an analysis is possible. Recall from Theorem 5.3 that a 1-set may be decomposed into a regular curve-like part and an irregular dust-like part. The following two theorems provide another sharp contrast between these types of set.

### Theorem 6.3

Let  $F$  be a regular 1-set in  $\mathbb{R}^2$ . Then  $\text{proj}_\theta F$  has positive length except for at most one  $\theta \in [0, \pi)$ .

*Sketch of proof.* By Theorem 5.9(b) it is enough to prove the result if  $F$  is a subset of positive length of a rectifiable curve  $C$ . Using the Lebesgue density theorem to approximate to such an  $F$  by short continuous subcurves of  $C$ , essentially all we need to consider is the case when  $F$  is itself a rectifiable curve  $C_1$  joining

distinct points  $x$  and  $y$ . But clearly, the projection onto  $L_\theta$  of such a curve is an interval of positive length, except possibly for the one value of  $\theta$  for which  $L_\theta$  is perpendicular to the straight line through  $x$  and  $y$ .  $\square$

(In general  $\text{proj}_\theta F$  will have positive length for *all*  $\theta$ ; there is an exceptional value of  $\theta$  only if  $F$  is contained in a set of parallel line segments.)

#### Theorem 6.4

*Let  $F$  be an irregular 1-set in  $\mathbb{R}^2$ . Then  $\text{proj}_\theta F$  has length zero for almost all  $\theta \in [0, \pi)$ .*

*Proof.* The proof is complicated, depending on the intricate density and angular density structure of irregular sets. We omit it!  $\square$

These theorems may be combined in several ways.

#### Corollary 6.5

*Let  $F$  be a 1-set in  $\mathbb{R}^2$ . If the regular part of  $F$  has  $\mathcal{H}^1$ -measure zero, then  $\text{proj}_\theta F$  has length zero for almost all  $\theta$ ; otherwise it has positive length for all but at most one value of  $\theta$ .*

The following characterization of irregular sets is also useful.

#### Corollary 6.6

*A 1-set in  $\mathbb{R}^2$  is irregular if and only if it has projections of zero length in at least two directions.*

#### Example 6.7

*The Cantor dust  $F$  of figure 0.4 is an irregular 1-set.*

*Calculation.* In Example 2.6 we showed that  $F$  is a 1-set. It is easy to see that the projections of  $F$  onto lines  $L_\theta$  with  $\tan \theta = \frac{1}{2}$  and  $\tan \theta = -2$  have zero length (look at the first few iterations), so  $F$  is irregular by Corollary 6.6.  $\square$

The results of this section have been stated for sets for which  $0 < \mathcal{H}^1(F) < \infty$ , which is rather a strong property for 1-dimensional sets to have, although one which occurs surprisingly often. However, the theorems can be applied rather more widely. If  $F$  is any set that intersects some rectifiable curve in a set of positive length, so that  $F$  contains a regular subset, then  $\text{proj}_\theta F$  has positive length for almost all  $\theta$ . Again, if  $F$  is a  $\sigma$ -finite irregular set, i.e. one which may be expressed as a countable union of irregular 1-sets each of finite measure, then  $\text{proj}_\theta F$  has zero length for almost all  $\theta$ ; this follows by taking countable unions of the projections of these component 1-sets.

For the record, we state the higher-dimensional analogue of Theorems 6.3 and 6.4, though the proofs are even more complicated than in the plane case.

### Theorem 6.8

Let  $F$  be a  $k$ -set in  $\mathbb{R}^n$ , where  $k$  is an integer.

- (a) If  $F$  is regular then  $\text{proj}_{\Pi} F$  has positive  $k$ -dimensional measure for almost all  $\Pi \in G_{n,k}$ .
- (b) If  $F$  is irregular then  $\text{proj}_{\Pi} F$  has zero  $k$ -dimensional measure for almost all  $\Pi \in G_{n,k}$ .

## 6.3 Projections of arbitrary sets of integral dimension

The theorems of the last section, although mathematically elegant and sophisticated, do not provide a complete answer to the question of whether projections of plane sets onto lines have zero or positive length. A subset  $F$  of  $\mathbb{R}^2$  of Hausdorff dimension 1 need not be a 1-set or even be of  $\sigma$ -finite  $\mathcal{H}^1$ -measure (i.e. a countable union of sets of finite  $\mathcal{H}^1$ -measure). Moreover there need not be any dimension function  $h$  (see Section 2.5) for which  $0 < \mathcal{H}^h(F) < \infty$ , in which case mathematical analysis is extremely difficult. What can be said about the projections of such sets? The surprising answer is that, by working in this rather delicate zone of sets of Hausdorff dimension 1 but of non- $\sigma$ -finite  $\mathcal{H}^1$ -measure, we can construct sets with projections more or less what we please. For example, there is a set  $F$  in  $\mathbb{R}^2$  such that  $\text{proj}_{\theta} F$  contains an interval of length 1 for almost all  $\theta$  with  $0 \leq \theta < \frac{1}{2}\pi$  but with  $\text{proj}_{\theta} F$  of length zero for  $\frac{1}{2}\pi \leq \theta < \pi$ . More generally, we have the following result which says that there exist sets for which the projections in almost all directions are, to within length zero, anything that we care to prescribe. The measurability condition in square brackets is included for completeness, but is best ignored by non-specialists!

### Theorem 6.9

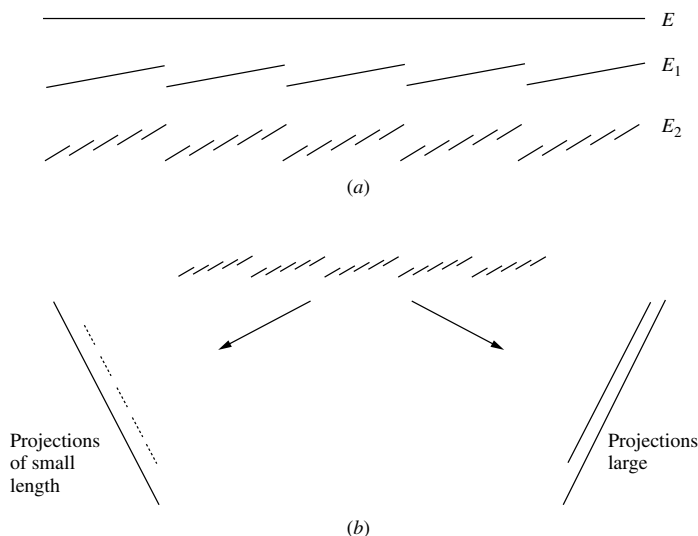
Let  $G_{\theta}$  be a subset of  $L_{\theta}$  for each  $\theta \in [0, \pi)$  [such that the set  $\bigcup_{0 \leq \theta < \pi} G_{\theta}$  is plane Lebesgue measurable]. Then there exists a Borel set  $F \subset \mathbb{R}^2$  such that

- (a)  $\text{proj}_{\theta} F \supset G_{\theta}$  for all  $\theta$ , and
- (b)  $\text{length}(\text{proj}_{\theta} F \setminus G_{\theta}) = 0$  for almost all  $\theta$ .

In particular, for almost all  $\theta$ , the set of points of  $L_{\theta}$  belonging to either  $G_{\theta}$  or  $\text{proj}_{\theta} F$ , but not both, has zero length.

*Idea of proof.* Without going into much detail, we indicate the basic building block for such sets, which has been termed the ‘iterated Venetian blind’ construction. This is shown in figure 6.3. Let  $E$  be a line segment of length  $\lambda$ . Let  $\varepsilon$  be a






**Figure 6.3** (a) The ‘iterated Venetian blind’ construction. (b) Projections in certain bands of directions have large lengths, whilst projections in other bands of directions have very small lengths

small angle and  $k$  a large number. We replace  $E$  by  $k$  line segments of lengths roughly  $\lambda/k$ , each at an angle  $\varepsilon$  to  $E$  and with endpoints equally spaced along  $E$  to form a new set,  $E_1$ . We repeat this process with each segment of  $E_1$  to form a set  $E_2$  consisting of  $k^2$  line segments all of lengths about  $\lambda/k^2$  and at angle  $2\varepsilon$  to  $E$ . We continue in this way, to get  $E_r$ , a set of  $k^r$  segments all of lengths about  $\lambda/k^r$  and at angle  $r\varepsilon$  to  $E$ . We stop when  $r$  is such that  $r\varepsilon$  is, say, about  $\frac{1}{4}\pi$ . Comparing the projections of  $E_r$  with that of the original line segment  $E$ , we see that if  $0 \leq \theta < \frac{1}{2}\pi$  then  $\text{proj}_\theta E$  and  $\text{proj}_\theta E_r$  are nearly the same (since lines perpendicular to  $L_\theta$  that cut  $E$  also cut  $E_r$ ). However, if  $-\frac{1}{4}\pi < \theta < 0$  then  $\text{proj}_\theta E_r$  will have very small length, since most lines perpendicular to  $L_\theta$  will pass straight between appropriately angled ‘slats’ of the construction. Thus the projections of  $E_r$  are very similar to those of  $E$  in certain directions, but are almost negligible in other directions. This idea may be adapted to obtain sets with projections very close to  $G_\theta$  in a narrow band of directions but with almost null projections in other directions. Taking unions of such sets for various small bands of directions gives a set with approximately the required property. Taking a limit of a sequence of sets which give increasingly accurate approximations leads to a set with the properties stated.  $\square$

This construction may be extended to higher dimensions: there exists a set  $F$  in  $\mathbb{R}^n$  such that almost all projections of  $F$  onto  $k$ -dimensional subspaces differ from prescribed sets by zero  $k$ -dimensional measure. In particular there exists a set in 3-dimensional space with almost all of its plane shadows anything we care to prescribe to within zero area. By specifying the shadows to be the thickened



**Figure 6.4** A digital sundial

digits of the time when the sun is shining from a perpendicular direction, we obtain, at least in theory, a digital sundial; see figure 6.4. As the sun moves across the sky we get different projections of the set. The notion of a digital sundial was introduced to provide an intuitive view of this result, rather than as a feasible method of chronography, but, amazingly, working digital sundials have recently been manufactured, albeit depending on a different principle!

## 6.4 Notes and references

A geometric proof of the projection theorems for arbitrary subsets of the plane was given by Marstrand (1954a); the potential theoretic proof was due to Kaufman (1968). Mattila (1975) obtained various generalizations including extensions to higher dimensions. The projection results for regular and irregular 1-sets in the plane are, surprisingly, rather older, dating back to Besicovitch (1939), with the analogous results for  $s$ -sets in  $\mathbb{R}^n$  in the mammoth paper of Federer (1947). More detailed accounts of the projection theorems are in Falconer (1985a) and Mattila (1995). Projection results for box and packing dimensions are more subtle, see Falconer and Howroyd (1997) and Howroyd (2001). A dual version of Theorem 6.9 was given by Davies (1952) and a direct proof, with the higher-dimensional generalizations, by Falconer (1986a).

## Exercises

- 6.1 Let  $E = F \times F \subset \mathbb{R}^2$  where  $F$  is the middle  $\lambda$  Cantor set. ( $E$  has Hausdorff dimension  $2 \log 2 / \log(2/(1-\lambda))$ , see Examples 4.5 and 7.6.) What is  $\dim_{\text{H}} \text{proj}_{\theta} E$  (a) for a typical  $\theta$  and (b) for  $\theta = 0$  and  $\theta = \pi/2$ ?

- 6.2 Let  $E$  be the 'circular Cantor set' given in complex number form by  $E = \{e^{2\pi i\varphi} : \varphi \in F\}$  where  $F$  is the middle third Cantor set. What is  $\dim_H \text{proj}_\theta E$  for each  $\theta$ ?
- 6.3 For  $0 < s < 1$ , give an example of an  $s$ -set  $F$  in  $\mathbb{R}^2$  such that  $\text{proj}_\theta F$  is an  $s$ -set for all  $\theta$ .
- 6.4 Let  $E$  and  $F$  be subsets of  $\mathbb{R}$  with Hausdorff dimension strictly between 0 and 1. You are given that the subset  $E \times F$  of  $\mathbb{R}^2$  has Hausdorff dimension at least  $\dim_H E + \dim_H F$  (see Chapter 7). Show that the projections of  $E \times F$  onto the coordinate axes are always 'exceptional' as far Projection theorem 6.1 is concerned.
- 6.5 Show that  $\dim_H \text{proj}_\theta F \geq \dim_H F - 1$  for all  $F \subset \mathbb{R}^2$  and all  $\theta$ .
- 6.6 Let  $F$  be an irregular 1-set in the plane. Deduce from Theorem 6.4 that  $F$  is totally disconnected.
- 6.7 Let  $F$  be a connected subset of  $\mathbb{R}^2$  containing more than one point. Show that  $\text{proj}_\theta F$  has positive length for all except possibly one value of  $\theta$ . (Thus the projection theorems in the plane are only really of interest for sets that are not connected.)
- 6.8 Let  $E$  and  $F$  be subsets of  $\mathbb{R}$ . Show that, for almost all real numbers  $\lambda$ ,  $\dim_H(E + \lambda F) = \min\{1, \dim_H(E \times F)\}$ , where  $E + \lambda F$  denotes the set of real numbers  $\{x + \lambda y : x \in E, y \in F\}$ .
- 6.9 Show that the conclusion of Theorem 6.4 remains true if  $F$  is a countable union of irregular 1-sets.
- 6.10 Let  $E$  and  $F$  be any subsets of  $\mathbb{R}$  of length (1-dimensional Lebesgue measure) 0. Show that any rectifiable curve in  $\mathbb{R}^2$  intersects the product  $E \times F$  in a set of length 0.
- 6.11 If  $F$  is a set and  $x$  is a point in  $\mathbb{R}^2$ , the projection of  $F$  at  $x$ , denoted by  $\text{proj}_x F$ , is defined as the set of  $\theta$  in  $[0, 2\pi)$  such that the half-line emanating from  $x$  in direction  $\theta$  intersects  $F$ . Let  $L$  be a line. Show that if  $\dim_H F \leq 1$  then  $\dim_H \text{proj}_x F = \dim_H F$  for almost all  $x$  on  $L$  (in the sense of Lebesgue measure) and if  $\dim_H F > 1$  then  $\text{proj}_x F$  has positive length for almost all  $x$  on  $L$ . (Hint: consider a sphere tangential to the plane and a transformation that maps a point  $x$  on the plane to the point on the sphere intersected by the line joining  $x$  to the centre of the sphere.)
- 6.12 Let  $F \subset \mathbb{R}^2$ . Show that for all  $\theta$ ,  $\underline{\dim}_B \text{proj}_\theta F \leq \underline{\dim}_B F$ ,  $\overline{\dim}_B \text{proj}_\theta F \leq \overline{\dim}_B F$  and  $\dim_P \text{proj}_\theta F \leq \dim_P F$ . Show that  $\dim_P \text{proj}_\theta F = \dim_P F$  for almost all  $\theta$  if  $\dim_P F = \dim_H F$ .

# Chapter 7 Products of fractals

One way of constructing ‘new fractals from old’ is by forming Cartesian products. Indeed, many fractals that occur in practice, for example as attractors of certain dynamical systems, are products or, at least, are locally product-like. In this chapter we develop dimension formulae for products.

## 7.1 Product formulae

Recall that if  $E$  is a subset of  $\mathbb{R}^n$  and  $F$  is a subset of  $\mathbb{R}^m$ , the *Cartesian product*, or just *product*,  $E \times F$  is defined as the set of points with first coordinate in  $E$  and second coordinate in  $F$ , i.e.

$$E \times F = \{(x, y) \in \mathbb{R}^{n+m} : x \in E, y \in F\}. \quad (7.1)$$

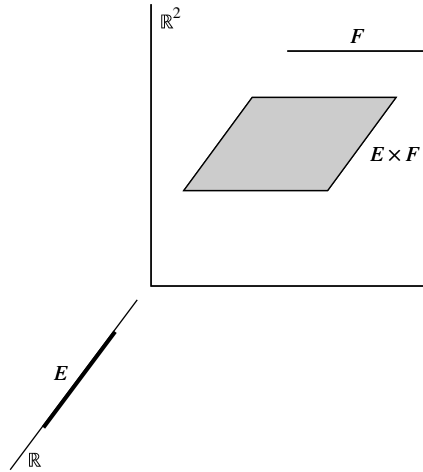
Thus if  $E$  is a unit interval in  $\mathbb{R}$ , and  $F$  is a unit interval in  $\mathbb{R}^2$ , then  $E \times F$  is a unit square in  $\mathbb{R}^3$  (figure 7.1). Again, if  $F$  is the middle third Cantor set, then  $F \times F$  is the ‘Cantor product’ (figure 7.2) consisting of those points in the plane with both coordinates in  $F$ .

In the first example above it is obvious that

$$\dim(E \times F) = \dim E + \dim F$$

using the classical definition of dimension. This holds more generally, in the ‘smooth’ situation, where  $E$  and  $F$  are smooth curves, surfaces or higher-dimensional manifolds. Unfortunately, this equation is not always valid for ‘fractal’ dimensions. For Hausdorff dimensions the best general result possible is an inequality  $\dim_{\text{H}}(E \times F) \geq \dim_{\text{H}} E + \dim_{\text{H}} F$ . Nevertheless, as we shall see, in many situations equality does hold.

The proof of the product rule uses the Hausdorff measures on  $E$  and  $F$  to define a mass distribution  $\mu$  on  $E \times F$ . Density bounds on  $E$  and  $F$  lead to estimates for  $\mu$  suitable for a mass distribution method.



**Figure 7.1** The Cartesian product of a unit interval in  $\mathbb{R}$  and a unit interval in  $\mathbb{R}^2$


**Proposition 7.1**

If  $E \subset \mathbb{R}^n$ ,  $F \subset \mathbb{R}^m$  are Borel sets with  $\mathcal{H}^s(E)$ ,  $\mathcal{H}^t(F) < \infty$ , then

$$\mathcal{H}^{s+t}(E \times F) \geq c \mathcal{H}^s(E) \mathcal{H}^t(F) \quad (7.2)$$

where  $c > 0$  depends only on  $s$  and  $t$ .

*Proof.* For simplicity we assume that  $E, F \subset \mathbb{R}$ , so that  $E \times F \subset \mathbb{R}^2$ ; the general proof is almost identical. If either  $\mathcal{H}^s(E)$  or  $\mathcal{H}^t(F)$  is zero, then (7.2) is trivial,



**Figure 7.2** The product  $F \times F$ , where  $F$  is the middle third Cantor set. In this case,  $\dim_H F \times F = 2 \dim_H F = 2 \log 2 / \log 3$

so suppose that  $E$  is an  $s$ -set and  $F$  is a  $t$ -set, i.e.  $0 < \mathcal{H}^s(E), \mathcal{H}^t(F) < \infty$ . We may define a mass distribution  $\mu$  on  $E \times F$  by utilizing the ‘product measure’ of  $\mathcal{H}^s$  and  $\mathcal{H}^t$ . Thus if  $I, J \subset \mathbb{R}$ , we define  $\mu$  on the ‘rectangle’  $I \times J$  by

$$\mu(I \times J) = \mathcal{H}^s(E \cap I) \mathcal{H}^t(F \cap J). \quad (7.3)$$

It may be shown that this defines a mass distribution  $\mu$  on  $E \times F$  with  $\mu(\mathbb{R}^2) = \mathcal{H}^s(E) \mathcal{H}^t(F)$ .

By the density estimate Proposition 5.1(b) we have that

$$\overline{\lim}_{r \rightarrow 0} \mathcal{H}^s(E \cap B(x, r)) (2r)^{-s} \leq 1 \quad (7.4)$$

for  $\mathcal{H}^s$ -almost all  $x \in E$  and

$$\overline{\lim}_{r \rightarrow 0} \mathcal{H}^t(F \cap B(y, r)) (2r)^{-t} \leq 1 \quad (7.5)$$

for  $\mathcal{H}^t$ -almost all  $y \in F$ . (Of course, since we are concerned with subsets of  $\mathbb{R}$ , the ‘ball’  $B(x, r)$  is just the interval of length  $2r$  with midpoint  $x$ .) From the definition of  $\mu$ , both (7.4) and (7.5) hold for  $\mu$ -almost all  $(x, y)$  in  $E \times F$ . Since the disc  $B((x, y), r)$  is contained in the square  $B(x, r) \times B(y, r)$  we have that

$$\mu(B((x, y), r)) \leq \mu(B(x, r) \times B(y, r)) = \mathcal{H}^s(E \cap B(x, r)) \mathcal{H}^t(F \cap B(y, r))$$

so

$$\frac{\mu(B((x, y), r))}{(2r)^{s+t}} \leq \frac{\mathcal{H}^s(E \cap B(x, r))}{(2r)^s} \frac{\mathcal{H}^t(F \cap B(y, r))}{(2r)^t}.$$

It follows, using (7.4) and (7.5), that  $\overline{\lim}_{r \rightarrow 0} \mu(B((x, y), r)) (2r)^{-(s+t)} \leq 1$  for  $\mu$ -almost all  $(x, y) \in E \times F$ . By Proposition 4.9(a)

$$\mathcal{H}^s(E \times F) \geq 2^{-(s+t)} \mu(E \times F) = 2^{-(s+t)} \mathcal{H}^s(E) \mathcal{H}^t(F). \quad \square$$

## Product formula 7.2

If  $E \subset \mathbb{R}^n, F \subset \mathbb{R}^m$  are Borel sets then

$$\dim_{\mathbb{H}}(E \times F) \geq \dim_{\mathbb{H}} E + \dim_{\mathbb{H}} F. \quad (7.6)$$

*Proof.* If  $s, t$  are any numbers with  $s < \dim_{\mathbb{H}} E$  and  $t < \dim_{\mathbb{H}} F$ , then  $\mathcal{H}^s(E) = \mathcal{H}^t(F) = \infty$ . Theorem 4.10 implies that there are Borel sets  $E_0 \subset E$  and  $F_0 \subset F$  with  $0 < \mathcal{H}^s(E_0), \mathcal{H}^t(F_0) < \infty$ . By Proposition 7.1  $\mathcal{H}^{s+t}(E \times F) \geq \mathcal{H}^{s+t}(E_0 \times F_0) \geq c \mathcal{H}^s(E_0) \mathcal{H}^t(F_0) > 0$ . Hence  $\dim_{\mathbb{H}}(E \times F) \geq s + t$ . By choosing  $s$  and  $t$  arbitrarily close to  $\dim_{\mathbb{H}} E$  and  $\dim_{\mathbb{H}} F$ , (7.6) follows.  $\square$

Proposition 7.1 and Formula 7.2 are in fact valid for arbitrary (non-Borel) sets.

It follows immediately from (7.6) that the ‘Cantor product’  $F \times F$ , where  $F$  is the middle third Cantor set, has Hausdorff dimension at least  $2 \log 2 / \log 3$  (see figure 7.2).

In general, inequality (7.6) cannot be reversed; see Example 7.8. However, if, as often happens, either  $E$  or  $F$  is ‘reasonably regular’ in the sense of having equal Hausdorff and upper box dimensions, then we do get equality.

### Product formula 7.3

For any sets  $E \subset \mathbb{R}^n$  and  $F \subset \mathbb{R}^m$

$$\dim_{\mathrm{H}}(E \times F) \leq \dim_{\mathrm{H}} E + \overline{\dim}_{\mathrm{B}} F. \quad (7.7)$$

*Proof.* For simplicity take  $E \subset \mathbb{R}$  and  $F \subset \mathbb{R}$ . Choose numbers  $s > \dim_{\mathrm{H}} E$  and  $t > \overline{\dim}_{\mathrm{B}} F$ . Then there is a number  $\delta_0 > 0$  such that  $F$  may be covered by  $N_{\delta}(F) \leq \delta^{-t}$  intervals of length  $\delta$  for all  $\delta \leq \delta_0$ . Let  $\{U_i\}$  be any  $\delta$ -cover of  $E$  by intervals with  $\sum_i |U_i|^s < 1$ . For each  $i$ , let  $U_{i,j}$  be a cover of  $F$  by  $N_{|U_i|}(F)$  intervals of length  $|U_i|$ . Then  $U_i \times F$  is covered by  $N_{|U_i|}(F)$  squares  $\{U_i \times U_{i,j}\}$  of side  $|U_i|$ . Thus  $E \times F \subset \bigcup_i \bigcup_j (U_i \times U_{i,j})$ , so that

$$\begin{aligned} \mathcal{H}_{\delta\sqrt{2}}^{s+t}(E \times F) &\leq \sum_i \sum_j |U_i \times U_{i,j}|^{s+t} \leq \sum_i N_{|U_i|}(F) 2^{(s+t)/2} |U_i|^{s+t} \\ &\leq 2^{(s+t)/2} \sum_i |U_i|^{-t} |U_i|^{s+t} < 2^{(s+t)/2}. \end{aligned}$$

Letting  $\delta \rightarrow 0$  gives  $\mathcal{H}^{s+t}(E \times F) < \infty$  whenever  $s > \dim_{\mathrm{H}} E$  and  $t > \overline{\dim}_{\mathrm{B}} F$ , so  $\dim_{\mathrm{H}}(E \times F) \leq s + t$ .  $\square$

### Corollary 7.4

If  $\dim_{\mathrm{H}} F = \overline{\dim}_{\mathrm{B}} F$  then

$$\dim_{\mathrm{H}}(E \times F) = \dim_{\mathrm{H}} E + \dim_{\mathrm{H}} F.$$

*Proof.* Note that combining Product formulae 7.2 and 7.3 gives

$$\dim_{\mathrm{H}} E + \dim_{\mathrm{H}} F \leq \dim_{\mathrm{H}}(E \times F) \leq \dim_{\mathrm{H}} E + \overline{\dim}_{\mathrm{B}} F. \quad \square \quad (7.8)$$

It is worth noting that the basic product inequality for upper box dimensions is opposite to that for Hausdorff dimensions.

### Product formula 7.5

For any sets  $E \subset \mathbb{R}^n$  and  $F \subset \mathbb{R}^m$

$$\overline{\dim}_{\mathrm{B}}(E \times F) \leq \overline{\dim}_{\mathrm{B}} E + \overline{\dim}_{\mathrm{B}} F. \quad (7.9)$$

*Proof.* This is left as Exercise 7.5. The idea is just as in Formula 7.3—note that if  $E$  and  $F$  can be covered by  $N_\delta(E)$  and  $N_\delta(F)$  intervals of side  $\delta$ , then  $E \times F$  is covered by the  $N_\delta(E)N_\delta(F)$  squares formed by products of these intervals.  $\square$

### Example 7.6. Product with uniform Cantor sets

Let  $E, F$  be subsets of  $\mathbb{R}$  with  $F$  a uniform Cantor set (see Example 4.5). Then  $\dim_{\text{H}}(E \times F) = \dim_{\text{H}}E + \dim_{\text{H}}F$ .

*Calculation.* Example 4.5 shows that uniform Cantor sets have equal Hausdorff and upper box dimensions, so the result follows from Corollary 7.4.  $\square$

Thus the ‘Cantor product’ of the middle third Cantor set with itself has Hausdorff and box dimensions exactly  $2 \log 2 / \log 3$ . Similarly, if  $E$  is a subset of  $\mathbb{R}$  and  $F$  is a straight line segment, then  $\dim_{\text{H}}(E \times F) = \dim_{\text{H}}E + 1$ .

Many fractals encountered in practice are not actually products, but are locally product-like. For example, the Hénon attractor (see (13.5)) looks locally like a product of a line segment and a Cantor-like set  $F$ . More precisely, there are smooth bijections from  $[0, 1] \times F$  to small neighbourhoods of the attractor. Such sets may be analysed as the image of a product under a suitable Lipschitz transformation.

### Example 7.7

The ‘Cantor target’ is the plane set given in polar coordinates by  $F' = \{(r, \theta) : r \in F, 0 \leq \theta \leq 2\pi\}$  where  $F$  is the middle third Cantor set; see figure 7.3. Then  $\dim_{\text{H}}F' = 1 + \log 2 / \log 3$ .

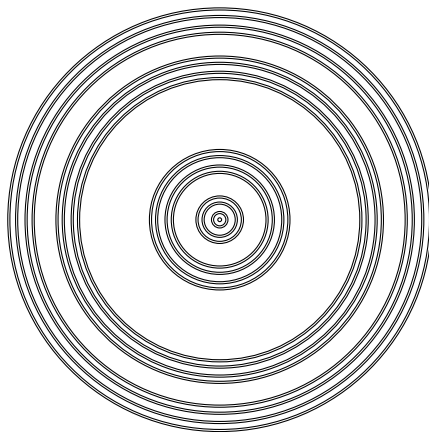
*Calculation.* Let  $f : \mathbb{R}^2 \rightarrow \mathbb{R}^2$  be given by  $f(x, y) = (x \cos y, x \sin y)$ . It is easy to see that  $f$  is a Lipschitz mapping and  $F' = f(F \times [0, 2\pi])$ . Thus

$$\begin{aligned} \dim_{\text{H}}F' &= \dim_{\text{H}}f(F \times [0, 2\pi]) \leq \dim_{\text{H}}(F \times [0, 2\pi]) \\ &= \dim_{\text{H}}F + \dim_{\text{H}}[0, 2\pi] = (\log 2 / \log 3) + 1 \end{aligned}$$

by Corollary 2.4(a) and Example 7.6. On the other hand, if we restrict  $f$  to  $[\frac{2}{3}, 1] \times [0, \pi]$  then  $f$  is a bi-Lipschitz function on this domain. Since  $F' \supset f((F \cap [\frac{2}{3}, 1]) \times [0, \pi])$  we have

$$\begin{aligned} \dim_{\text{H}}F' &\geq \dim_{\text{H}}f((F \cap [\tfrac{2}{3}, 1]) \times [0, \pi]) \\ &= \dim_{\text{H}}((F \cap [\tfrac{2}{3}, 1]) \times [0, \pi]) \\ &= \dim_{\text{H}}(F \cap [\tfrac{2}{3}, 1]) + \dim_{\text{H}}[0, \pi] \\ &= (\log 2 / \log 3) + 1 \end{aligned}$$





**Figure 7.3** The ‘Cantor target’—the set swept out by rotating the middle third Cantor set about an endpoint

by Corollary 2.4(b) and Example 7.6. This argument requires only minor modification to show that  $F'$  is an  $s$ -set for  $s = 1 + \log 2 / \log 3$ .  $\square$

The following example demonstrates that we do not in general get equality in the product formula (7.6) for Hausdorff measures.

### Example 7.8

*There exist sets  $E, F \subset \mathbb{R}$  with  $\dim_H E = \dim_H F = 0$  and  $\dim_H(E \times F) \geq 1$ .*

*Calculation.* Let  $0 = m_0 < m_1 < \dots$  be a rapidly increasing sequence of integers satisfying a condition to be specified below. Let  $E$  consist of those numbers in  $[0, 1]$  with a zero in the  $r$ th decimal place whenever  $m_k + 1 \leq r \leq m_{k+1}$  and  $k$  is even, and let  $F$  consist of those numbers with zero in the  $r$ th decimal place if  $m_k + 1 \leq r \leq m_{k+1}$  and  $k$  is odd. Looking at the first  $m_{k+1}$  decimal places for even  $k$ , there is an obvious cover of  $E$  by  $10^{j_k}$  intervals of length  $10^{-m_{k+1}}$ , where  $j_k = (m_2 - m_1) + (m_4 - m_3) + \dots + (m_k - m_{k-1})$ . Then  $\log 10^{j_k} / -\log 10^{-m_{k+1}} = j_k / m_{k+1}$  which tends to 0 as  $k \rightarrow \infty$  provided that the  $m_k$  are chosen to increase sufficiently rapidly. By Proposition 4.1  $\dim_H E \leq \dim_B E = 0$ . Similarly,  $\dim_H F = 0$ .

If  $0 < w < 1$  then we can write  $w = x + y$  where  $x \in E$  and  $y \in F$ ; just take the  $r$ th decimal digit of  $w$  from  $E$  if  $m_k + 1 \leq r \leq m_{k+1}$  and  $k$  is odd and from  $F$  if  $k$  is even. The mapping  $f : \mathbb{R}^2 \rightarrow \mathbb{R}$  given by  $f(x, y) = x + y$  is easily seen to be Lipschitz, so

$$\dim_H(E \times F) \geq \dim_H f(E \times F) \geq \dim_H(0, 1) = 1$$

by Corollary 2.4(a).  $\square$

A useful generalization of the product formula relates the dimension of a set to the dimensions of parallel sections. We work in the  $(x, y)$ -plane and let  $L_x$  denote the line parallel to the  $y$ -axis through the point  $(x, 0)$ .

### Proposition 7.9

Let  $F$  be a Borel subset of  $\mathbb{R}^2$ . If  $1 \leq s \leq 2$  then

$$\int_{-\infty}^{\infty} \mathcal{H}^{s-1}(F \cap L_x) dx \leq \mathcal{H}^s(F). \quad (7.10)$$

*Proof.* Given  $\varepsilon > 0$ , let  $\{U_i\}$  be a  $\delta$ -cover of  $F$  such that

$$\sum_i |U_i|^s \leq \mathcal{H}_\delta^s(F) + \varepsilon.$$

Each  $U_i$  is contained in a square  $S_i$  of side  $|U_i|$  with sides parallel to the coordinate axes.

Let  $\chi_i$  be the indicator function of  $S_i$  (i.e.  $\chi_i(x, y) = 1$  if  $(x, y) \in S_i$  and  $\chi_i(x, y) = 0$  if  $(x, y) \notin S_i$ ). For each  $x$ , the sets  $\{S_i \cap L_x\}$  form a  $\delta$ -cover of  $F \cap L_x$ , so

$$\begin{aligned} \mathcal{H}_\delta^{s-1}(F \cap L_x) &\leq \sum_i |S_i \cap L_x|^{s-1} \\ &= \sum_i |U_i|^{s-2} |S_i \cap L_x| \\ &= \sum_i |U_i|^{s-2} \int \chi_i(x, y) dy. \end{aligned}$$

Hence

$$\begin{aligned} \int \mathcal{H}_\delta^{s-1}(F \cap L_x) dx &\leq \sum_i |U_i|^{s-2} \iint \chi_i(x, y) dx dy \\ &= \sum_i |U_i|^s \\ &\leq \mathcal{H}_\delta^s(F) + \varepsilon. \end{aligned}$$

Since  $\varepsilon > 0$  is arbitrary,  $\int \mathcal{H}_\delta^{s-1}(F \cap L_x) dx \leq \mathcal{H}_\delta^s(F)$ . Letting  $\delta \rightarrow 0$  gives (7.10).  $\square$

**Corollary 7.10**

Let  $F$  be a Borel subset of  $\mathbb{R}^2$ . Then, for almost all  $x$  (in the sense of 1-dimensional Lebesgue measure),  $\dim_{\mathbb{H}}(F \cap L_x) \leq \max\{0, \dim_{\mathbb{H}} F - 1\}$ .

*Proof.* Take  $s > \dim_{\mathbb{H}} F$ , so that  $\mathcal{H}^s(F) = 0$ . If  $s > 1$ , formula (7.10) gives  $\mathcal{H}^{s-1}(F \cap L_x) = 0$  and so  $\dim_{\mathbb{H}}(F \cap L_x) \leq s - 1$ , for almost all  $x$ .  $\square$

We state, without proof, a further useful generalization.

**Proposition 7.11**

Let  $F$  be any subset of  $\mathbb{R}^2$ , and let  $E$  be any subset of the  $x$ -axis. Suppose that there is a constant  $c$  such that  $\mathcal{H}^t(F \cap L_x) \geq c$  for all  $x \in E$ . Then

$$\mathcal{H}^{s+t}(F) \geq bc\mathcal{H}^s(E) \quad (7.11)$$

where  $b > 0$  depends only on  $s$  and  $t$ .

This result may be phrased in terms of dimensions.

**Corollary 7.12**

Let  $F$  be any subset of  $\mathbb{R}^2$ , and let  $E$  be a subset of the  $x$ -axis. If  $\dim_{\mathbb{H}}(F \cap L_x) \geq t$  for all  $x \in E$ , then  $\dim_{\mathbb{H}} F \geq t + \dim_{\mathbb{H}} E$ .

The obvious higher-dimensional analogues of these results are all valid.

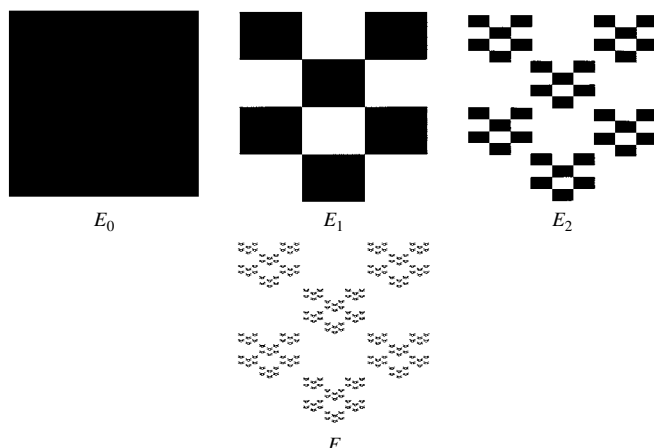
The following illustration of Proposition 7.9 is an example of a self-affine set, a class of sets which will be discussed in more detail in Section 9.4.

**Example 7.13. A self-affine set**

Let  $F$  be the set with iterated construction indicated in figure 7.4. (At the  $k$ th stage each rectangle of  $E_k$  is replaced with an affine copy of the rectangles in  $E_1$ . Thus the contraction is greater in the 'y' direction than in the 'x' direction, with the width to height ratio of the rectangles in  $E_k$  tending to infinity as  $k \rightarrow \infty$ .) Then  $\dim_{\mathbb{H}} F = \dim_{\mathbb{B}} F = 1\frac{1}{2}$ .

*Calculation.*  $E_k$  consists of  $6^k$  rectangles of size  $3^{-k} \times 4^{-k}$ . Each of these rectangles may be covered by at most  $(4/3)^k + 1$  squares of side  $4^{-k}$ , by dividing the rectangles using a series of vertical cuts. Hence  $E_k$  may be covered by  $6^k \times 2 \times 4^k \times 3^{-k} = 2 \times 8^k$  squares of diameter  $4^{-k} \sqrt{2}$ . In the usual way this gives  $\dim_{\mathbb{H}} F \leq \overline{\dim}_{\mathbb{B}} F \leq 1\frac{1}{2}$ .

On the other hand, except for  $x$  of the form  $j3^{-k}$  where  $j$  and  $k$  are integers, we have that  $E_k \cap L_x$  consists of  $2^k$  intervals of length  $4^{-k}$ . A standard application of the mass distribution method shows that  $\mathcal{H}^{1/2}(E_k \cap L_x) \geq \frac{1}{2}$  for each such  $x$ . By Proposition 7.9,  $\mathcal{H}^{3/2}(F) \geq \frac{1}{2}$ . Hence  $\dim_{\mathbb{H}} F = \dim_{\mathbb{B}} F = 1\frac{1}{2}$ .  $\square$



**Figure 7.4** Construction of a self-affine set,  $\dim_{\text{H}} F = 1\frac{1}{2}$

## 7.2 Notes and references

Versions of the basic product formula date from Besicovitch and Moran (1945). A very general result, proved using net measures, was given by Marstrand (1954b). For packing dimensions of products, see Tricot (1982) and Howroyd (1996).

## Exercises

- 7.1 Show that for every set  $F \subset [0, 1]$ , we have  $\dim_{\text{H}}(F \times [0, 1]) = 1 + \dim_{\text{H}} F$ .
- 7.2 Let  $F_\lambda$  denote the middle  $\lambda$  Cantor set (see Example 4.5). What are the box and Hausdorff dimensions of  $F_\lambda \times F_\mu$  for  $0 < \lambda, \mu < 1$ ?
- 7.3 Let  $F$  be any subset of  $[0, \infty)$  and let  $F'$  be the 'target' in  $\mathbb{R}^2$  given in polar coordinates by  $\{(r, \theta) : r \in F, 0 \leq \theta < 2\pi\}$ . Show that  $\dim_{\text{H}} F' = 1 + \dim_{\text{H}} F$ .
- 7.4 Show that there is a subset  $F$  of  $\mathbb{R}^2$  of Hausdorff dimension 2 with projections onto both coordinate axes of length 0. (Hint: see Exercise 4.9.) Deduce that any 1-set contained in  $F$  is irregular, and that any rectifiable curve intersects  $F$  in a set of length 0.
- 7.5 Derive Product formula 7.5.
- 7.6 What are the Hausdorff and box dimensions of the plane set  $\{(x, y) \in \mathbb{R}^2 : x + y \in F \text{ and } x - y \in F\}$ , where  $F$  is the middle third Cantor set?
- 7.7 Let  $F \subset \mathbb{R}$  have equal Hausdorff and upper box dimensions. Let  $D$  be the set  $\{x - y : x, y \in F\}$ , known as the *difference set* of  $F$ . Show that  $\dim_{\text{H}} D \leq \min\{1, 2\dim_{\text{H}} F\}$ . (Hint: consider the set  $F \times F$ .)
- 7.8 Sketch the plane set  $\{(x, y) : y - x^2 \in F\}$  where  $F$  is the middle third Cantor set, and find its Hausdorff and box dimensions.
- 7.9 Let  $L_x$  be as in Proposition 7.9. Let  $F$  be a subset of  $\mathbb{R}^2$  and let  $E_s = \{x \in \mathbb{R} : \dim_{\text{H}}(F \cap L_x) \geq s\}$  for  $0 \leq s \leq 1$ . Show that  $\dim_{\text{H}} F \geq \sup_{0 \leq s \leq 1} \{s + \dim_{\text{H}} E_s\}$ .

- 7.10 Divide the unit square  $E_0$  into a three column, five row array of rectangles of sides  $\frac{1}{3}$  and  $\frac{1}{5}$ , and let  $E_1$  be a set obtained by choosing some four of the five rectangles from each column. Let  $F$  be the self-affine set formed by repeatedly replacing rectangles by affine copies of  $E_1$  (compare Example 7.13). Adapt the method of Example 7.13 to show that  $\dim_{\text{H}} F = 1 + \log 4 / \log 5$ .
- 7.11 Modify the construction of the previous exercise so that  $E_1$  contains four rectangles from each of the first and third columns but none from the middle column. Show that  $\dim_{\text{H}} F = \log 2 / \log 3 + \log 4 / \log 5$ .

## Chapter 8 Intersections of fractals

The intersection of two fractals is often a fractal; it is natural to try to relate the dimension of this intersection to that of the original sets. It is immediately apparent that we can say almost nothing in the general case. For if  $F$  is bounded, there is a congruent copy  $F_1$  of  $F$  such that  $\dim_H(F \cap F_1) = \dim_H F$  (take  $F_1 = F$ ) and another congruent copy with  $\dim_H(F \cap F_1) = \emptyset$  (take  $F$  and  $F_1$  disjoint). However, we can say rather more provided we consider the intersection of  $F$  and a congruent copy in a ‘typical’ relative position.

To illustrate this, let  $F$  and  $F_1$  be unit line segments in the plane. Then  $F \cap F_1$  can be a line segment, but only in the exceptional situation when  $F$  and  $F_1$  are collinear. If  $F$  and  $F_1$  cross at an angle, then  $F \cap F_1$  is a single point, but now  $F \cap F_1$  remains a single point if  $F_1$  is replaced by a nearby congruent copy. Thus, whilst ‘in general’  $F \cap F_1$  contains at most one point, this situation occurs ‘frequently’.

We can make this rather more precise. Recall that a rigid motion or direct congruence transformation  $\sigma$  of the plane transforms any set  $E$  to a congruent copy  $\sigma(E)$  without reflection. The rigid motions may be parametrized by three coordinates  $(x, y, \theta)$  where the origin is transformed to  $(x, y)$  and  $\theta$  is the angle of rotation. Such a parametrization provides a natural measure on the space of rigid motions, with the measure of a set  $A$  of rigid motions given by the 3-dimensional Lebesgue measure of the  $(x, y, \theta)$  parametrizing the motions in  $A$ . For example, the set of all rigid motions which map the origin to a point of the rectangle  $[1, 2] \times [0, 3]$  has measure  $1 \times 3 \times 2\pi$ .

In the example with  $F$  a unit line segment, the set of transformations  $\sigma$  for which  $F \cap \sigma(F)$  is a line segment has measure 0. However,  $F \cap \sigma(F)$  is a single point for a set of transformations of positive measure, in fact a set of measure 4.

Similar ideas hold in higher dimensions. In  $\mathbb{R}^3$ , ‘typically’, two surfaces intersect in a curve, a surface and a curve intersect in a point and two curves are disjoint. In  $\mathbb{R}^n$ , if smooth manifolds  $E$  and  $F$  intersect at all, then ‘in general’ they intersect in a submanifold of dimension  $\max\{0, \dim E + \dim F - n\}$ . More precisely, if  $\dim E + \dim F - n > 0$  then  $\dim(E \cap \sigma(F)) = \dim E + \dim F - n$  for a set of rigid motions  $\sigma$  of positive measure, and is 0 for almost all other  $\sigma$ . (Of course,  $\sigma$  is now measured using the  $\frac{1}{2}n(n+1)$  parameters required to specify a rigid transformation of  $\mathbb{R}^n$ .)

## 8.1 Intersection formulae for fractals

Are there analogues of these formulae if  $E$  and  $F$  are fractals and we use Hausdorff dimension? In particular, is it true that ‘in general’

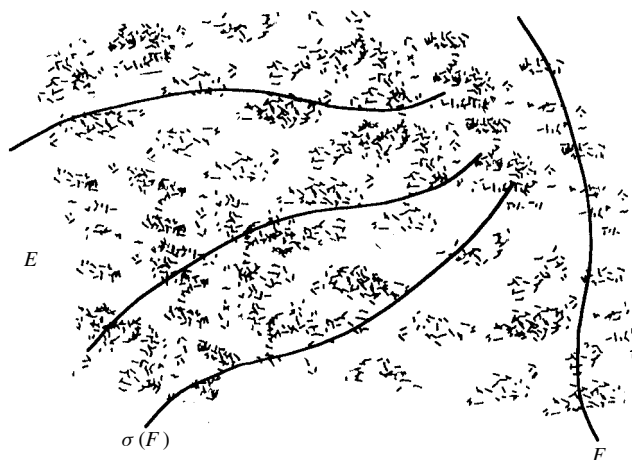
$$\dim_{\text{H}}(E \cap \sigma(F)) \leq \max\{0, \dim_{\text{H}} E + \dim_{\text{H}} F - n\} \quad (8.1)$$

and ‘often’

$$\dim_{\text{H}}(E \cap \sigma(F)) \geq \dim_{\text{H}} E + \dim_{\text{H}} F - n \quad (8.2)$$

as  $\sigma$  ranges over a group  $G$  of transformations, such as the group of translations, congruences or similarities (see figure 8.1)? Of course ‘in general’ means ‘for almost all  $\sigma$ ’ and ‘often’ means ‘for a set of  $\sigma$  of positive measure’ with respect to a natural measure on the transformations in  $G$ . Generally,  $G$  can be parametrized by  $m$  coordinates in a straightforward way for some integer  $m$  and we can use Lebesgue measure on the parameter space  $\mathbb{R}^m$ .

We may obtain upper bounds for  $\dim_{\text{H}}(E \cap \sigma(F))$  when  $G$  is the group of translations; these bounds hold automatically for the larger groups of congruences and similarities. We have already proved (8.1) in the special case in the plane where one of the sets is a straight line; this is essentially Corollary 7.10. The general result is easily deduced from this special case. Recall that  $F + x = \{x + y : y \in F\}$  denotes the translation of  $F$  by the vector  $x$ .



**Figure 8.1** The intersection of a ‘dust-like’ set  $E$  with various congruent copies  $\sigma(F)$  of a curve  $F$ . We are interested in the dimension of  $E \cap \sigma(F)$  for ‘typical’  $\sigma$

**Theorem 8.1**

If  $E, F$  are Borel subsets of  $\mathbb{R}^n$  then

$$\dim_{\mathrm{H}}(E \cap (F + x)) \leq \max\{0, \dim_{\mathrm{H}}(E \times F) - n\} \quad (8.3)$$

for almost all  $x \in \mathbb{R}^n$ .

*Proof.* We prove this when  $n = 1$ ; the proof for  $n > 1$  is similar, using a higher-dimensional analogue of Corollary 7.10. Let  $L_c$  be the line in the  $(x, y)$ -plane with equation  $x = y + c$ . Assuming that  $\dim_{\mathrm{H}}(E \times F) > 1$ , it follows from Corollary 7.10 (rotating the lines through  $45^\circ$  and changing notation slightly) that

$$\dim_{\mathrm{H}}((E \times F) \cap L_c) \leq \dim_{\mathrm{H}}(E \times F) - 1 \quad (8.4)$$

for almost all  $c \in \mathbb{R}$ . But a point  $(x, x - c) \in (E \times F) \cap L_c$  if and only if  $x \in E \cap (F + c)$ . Thus, for each  $c$ , the projection onto the  $x$ -axis of  $(E \times F) \cap L_c$  is the set  $E \cap (F + c)$ . In particular,  $\dim_{\mathrm{H}}(E \cap (F + c)) = \dim_{\mathrm{H}}((E \times F) \cap L_c)$ , so the result follows from (8.4).  $\square$

Theorem 8.1 is some way from (8.1), but examples show that it is the best that we can hope to achieve, even if the group of translations is replaced by the group of all rigid motions. Unfortunately, inequality (7.6) is the opposite to what would be needed to deduce (8.1) from (8.3). Nevertheless, in many instances, we do have  $\dim_{\mathrm{H}}(E \times F) = \dim_{\mathrm{H}}E + \dim_{\mathrm{H}}F$ ; for example, if  $\dim_{\mathrm{H}}F = \dim_{\mathrm{B}}F$ ; see Corollary 7.4. Under such circumstances we recover (8.1), with  $\sigma(F)$  as the translate  $F + x$ .

Lower bounds for  $\dim_{\mathrm{H}}(E \cap \sigma(F))$  of the form (8.2) are rather harder to obtain. The main known results are contained in the following theorem.

**Theorem 8.2**

Let  $E, F \subset \mathbb{R}^n$  be Borel sets, and let  $G$  be a group of transformations on  $\mathbb{R}^n$ . Then

$$\dim_{\mathrm{H}}(E \cap \sigma(F)) \geq \dim_{\mathrm{H}}E + \dim_{\mathrm{H}}F - n \quad (8.5)$$

for a set of motions  $\sigma \in G$  of positive measure in the following cases:

- (a)  $G$  is the group of similarities and  $E$  and  $F$  are arbitrary sets
- (b)  $G$  is the group of rigid motions,  $E$  is arbitrary and  $F$  is a rectifiable curve, surface, or manifold.
- (c)  $G$  is the group of rigid motions and  $E$  and  $F$  are arbitrary, with either  $\dim_{\mathrm{H}}E > \frac{1}{2}(n + 1)$  or  $\dim_{\mathrm{H}}F > \frac{1}{2}(n + 1)$ .

*\*Outline of proof.* The proof uses the potential theoretic methods of Section 4.3. In many ways, the argument resembles that of Projection theorem 6.1, but various technical difficulties make it much more complicated.



Briefly, if  $s < \dim_H E$  and  $t < \dim_H F$ , there are mass distributions  $\mu$  on  $E$  and  $\nu$  on  $F$  with the energies  $I_s(\mu)$  and  $I_t(\nu)$  both finite. If  $\nu$  happened to be absolutely continuous with respect to  $n$ -dimensional Lebesgue measure, i.e. if there were a function  $f$  such that  $\nu(A) = \int_A f(x)dx$  for each set  $A$ , then it would be natural to define a mass distribution  $\eta_\sigma$  on  $E \cap \sigma(F)$  by  $\eta_\sigma(A) = \int_A f(\sigma^{-1}(x))d\mu(x)$ . If we could show that  $I_{s+t-n}(\eta_\sigma) < \infty$  for almost all  $\sigma$ , Theorem 4.13(a) would imply that  $\dim_H(E \cap \sigma(F)) \geq s + t - n$  if  $\eta_\sigma(\mathbb{R}^n) > 0$ . Unfortunately, when  $F$  is a fractal,  $\nu$  is supported by a set of zero  $n$ -dimensional volume, so is anything but absolutely continuous. To get around this difficulty, we can approximate  $\nu$  by absolutely continuous mass distributions  $\nu_\delta$  supported by the  $\delta$ -neighbourhood of  $F$ . Then, if  $\nu_\delta(A) = \int_A f_\delta(x)dx$  and  $\eta_{\sigma,\delta} = \int_A f_\delta(\sigma^{-1}(x))d\mu(x)$ , we can estimate  $I_{s+t-n}(\eta_{\sigma,\delta})$  and take the limit as  $\delta \rightarrow 0$ . Simplifying the integral  $\int I_{s+t-n}(\eta_{\sigma,\delta})d\sigma$  isolates a term

$$\varphi_\delta(w) = \int_{G_0} \int_{\mathbb{R}^n} \nu_\delta(y) \nu_\delta(y + \sigma(w)) dy d\sigma$$

where integration with respect to  $\sigma$  is now over the subgroup  $G_0$  of  $F$  which fixes the origin. Provided that

$$\varphi_\delta(w) \leq \text{constant}|w|^{t-n} \quad (8.6)$$

for all  $w$  and  $\delta$ , it may be shown that  $\int I_{s+t-n}(\eta_{\sigma,\delta})d\sigma < c < \infty$ , where  $c$  is independent of  $\delta$ . Letting  $\delta \rightarrow 0$ , the measures  $\eta_{\sigma,\delta}$  ‘converge’ to measures  $\eta_\sigma$  on  $E \cap \sigma(F)$ , where  $\int I_{s+t-n}(\eta_\sigma) d\sigma < c$ . Thus  $I_{s+t-n}(\eta_\sigma) < \infty$  for almost all  $\sigma$ , so, by Theorem 4.13(a),  $\dim_H(E \cap \sigma(F)) \geq s + t - n$  whenever  $\eta_\sigma(E \cap \sigma(F)) > 0$ , which happens on a set of positive measure.

It may be shown that (8.6) holds if  $I_t(\nu) < \infty$  in the cases (a), (b) and (c) listed. This is relatively easy to show for (a) and (b). Case (c) is more awkward, requiring Fourier transform theory.  $\square$

The condition that  $\dim_H E$  or  $\dim_H F > \frac{1}{2}(n+1)$  in case (c) is a curious consequence of the use of Fourier transforms. It is not known whether the theorem remains valid for the group of congruences if  $n \geq 2$  and  $\frac{1}{2}n < \dim_H E$ ,  $\dim_H F \leq \frac{1}{2}(n+1)$ .

### Example 8.3

Let  $F \subset \mathbb{R}$  be the middle third Cantor set. For  $\lambda, x \in \mathbb{R}$  write  $\lambda F + x = \{\lambda y + x : y \in F\}$ . Then  $\dim_H(F \cap (F + x)) \leq 2(\log 2 / \log 3) - 1$  for almost all  $x \in \mathbb{R}$ , and  $\dim_H(F \cap (\lambda F + x)) = 2(\log 2 / \log 3) - 1$  for a set of  $(x, \lambda) \in \mathbb{R}^2$  of positive plane Lebesgue measure.

*Calculation.* We showed in Example 7.6 that  $\dim_H(F \times F) = 2(\log 2 / \log 3)$ , so the stated dimensions follow from Theorems 8.1 and 8.2(a).  $\square$

The box and packing dimensions of intersections of sets can behave very irregularly, with the dimensions of intersections often being ‘unexpectedly small’, see Exercise 8.7.

## \*8.2 Sets with large intersection

We have seen that (8.1) need not always hold; in this section we examine a class of sets for which it fails dramatically. We construct a large class  $\mathcal{C}^s$  of subsets of  $\mathbb{R}$  of Hausdorff dimension at least  $s$  with the property that the intersection of any countable collection of sets in  $\mathcal{C}^s$  still has dimension at least  $s$ . Sets of this type occur naturally in number theory; see Section 10.3.

The class  $\mathcal{C}^s$  is defined in terms of the sums (2.1) used in the definition of Hausdorff measures. For any subset  $F$  of  $\mathbb{R}$  we define

$$\mathcal{H}_\infty^s(F) = \inf \left\{ \sum_{i=1}^{\infty} |U_i|^s : \bigcup_{i=1}^{\infty} U_i \text{ is any cover of } F \right\}.$$

Thus  $\mathcal{H}_\infty^s(F)$  is defined using covers of  $F$  without any diameter restriction. This ensures that  $\mathcal{H}_\infty^s(I)$  is finite if  $I$  is a bounded interval, which would not be the case if we used  $\mathcal{H}^s$ . It is easy to see that  $\mathcal{H}_\infty^s(F_1 \cup F_2) \leq \mathcal{H}_\infty^s(F_1) + \mathcal{H}_\infty^s(F_2)$  and that  $\mathcal{H}_\infty^s(F_1) \leq \mathcal{H}_\infty^s(F_2)$  if  $F_1 \subset F_2$ .

Recall that  $\overline{\lim}_{k \rightarrow \infty} E_k = \bigcap_{i=1}^{\infty} \bigcup_{k=i}^{\infty} E_k$  is the set of points that belong to infinitely many  $E_k$ ; such sets are termed *lim sup sets*. Let  $0 < s < 1$  and let  $[a, b] \subset \mathbb{R}$  be a proper closed interval. We say that a subset  $F$  of  $[a, b]$  is a *member of the class  $\mathcal{C}^s[a, b]$*  if

$$F \supset \overline{\lim}_{k \rightarrow \infty} E_k \quad (8.7)$$

where  $\{E_k\}$  is a sequence of subsets of  $[a, b]$ , such that

(i) each  $E_k$  is a finite union of disjoint closed intervals, and

$$(ii) \quad \lim_{k \rightarrow \infty} \mathcal{H}_\infty^s(I \cap E_k) = |I|^s \quad (8.8)$$

for every bounded closed interval  $I$ .

(Of course, we always have  $\mathcal{H}_\infty^s(I \cap E_k) \leq |I|^s$ .) We define  $\mathcal{C}^s(-\infty, \infty)$  by saying that  $F$  is in  $\mathcal{C}^s(-\infty, \infty)$  if  $F \cap I \in \mathcal{C}^s[a, b]$  for every bounded interval  $[a, b]$ . The results below extend easily from  $\mathcal{C}^s[a, b]$  to  $\mathcal{C}^s(-\infty, \infty)$ .

As an example of the sets we have in mind, we might take  $E_k = \{x : |x - p/k| < k^{-3} \text{ for some integer } p\}$ , so that  $F = \overline{\lim}_{k \rightarrow \infty} E_k$  consists of the numbers which satisfy the inequality  $|x - p/k| < k^{-3}$  for some  $p$  for infinitely many positive integers  $k$ . As we shall see,  $F \in \mathcal{C}^{1/3}(-\infty, \infty)$ .

Any set in  $\mathcal{C}^s[a, b]$  must be dense in  $[a, b]$ ; for if  $F$  is in  $\mathcal{C}^s[a, b]$  and  $I$  is a closed interval, then  $I \cap E_{k_1}$  contains a closed interval  $I_1$  if  $k_1$  is large enough, by (8.8). Similarly,  $I_1 \cap E_{k_2}$  contains a closed interval  $I_2$  for some  $k_2 > k_1$ .

Proceeding in this way, we get a sequence of closed intervals  $I \supset I_1 \supset I_2 \supset \dots$  with  $I_r \subset E_{k_r}$  for each  $r$ . Thus the non-empty set  $\bigcap_{r=1}^{\infty} I_r$  is contained in infinitely many  $E_k$ , so is contained in  $F \cap I$ .

By Proposition 3.4 any set in  $\mathcal{C}^s[a, b]$  has box-counting dimension 1. We now show that these sets have Hausdorff dimension at least  $s$ . Moreover the intersection of any countable collection of sets in  $\mathcal{C}^s[a, b]$  is also in  $\mathcal{C}^s[a, b]$  and so has dimension at least  $s$ . Furthermore  $f(F)$  is in  $\mathcal{C}^s[f(a), f(b)]$  if  $F$  is in  $\mathcal{C}^s[a, b]$ , for a large class of functions  $f$ . The proofs below are somewhat technical and might well be omitted on a first reading. We require the following lemma which extends (8.8) to unions of closed intervals and which is the key to these properties.

#### Lemma 8.4

Let  $\{E_k\}$  be a sequence of closed subsets of  $\mathbb{R}$  such that

$$\lim_{k \rightarrow \infty} \mathcal{H}_{\infty}^s(I \cap E_k) = |I|^s \quad (8.9)$$

for every bounded closed interval  $I$ . Then, if  $A$  is a bounded set made up of a finite union of closed intervals,

$$\lim_{k \rightarrow \infty} \mathcal{H}_{\infty}^s(A \cap E_k) = \mathcal{H}_{\infty}^s(A). \quad (8.10)$$

*Proof.* Suppose that  $A$  consists of  $m$  disjoint intervals with minimum separation  $d > 0$ . Given  $\varepsilon > 0$  we may, using (8.9), choose  $k_{\varepsilon}$  such that if  $k \geq k_{\varepsilon}$

$$\mathcal{H}_{\infty}^s(I \cap E_k) > (1 - \varepsilon)|I|^s \quad (8.11)$$

whenever  $|I| \geq \varepsilon d$  and  $I \subset A$ . (Since  $\mathcal{H}_{\infty}^s(E_k \cap I)$  varies continuously with  $I$  in the obvious sense, we may find a  $k_{\varepsilon}$  such that (8.11) holds simultaneously for all such  $I$ .) To estimate  $\mathcal{H}_{\infty}^s(A \cap E_k)$  let  $\{U_i\}$  be a cover of  $A \cap E_k$ . We may assume that this cover is finite, since  $A \cap E_k$  is compact (see Section 2.4) and also that the  $U_i$  are closed intervals with endpoints in  $A$ , which are disjoint except possibly at endpoints. We divide the sets  $U_i$  into two batches according to whether  $|U_i| \geq d$  or  $|U_i| < d$ . The set  $A \setminus \bigcup_{|U_i| \geq d} U_i$  consists of disjoint intervals  $V_1, \dots, V_r$  where  $r \leq m$ , and

$$A \subset \bigcup_{|U_i| \geq d} U_i \cup \bigcup_j \overline{V_j}. \quad (8.12)$$

Observe that any  $U_i$  with  $|U_i| < d$  is contained in an interval of  $A$ , and so in one of the  $\overline{V_j}$ . For each  $j$  the sets  $U_i$  contained in  $\overline{V_j}$  cover  $\overline{V_j} \cap E_k$ , so

$$\sum_{\{i: U_i \subset \overline{V_j}\}} |U_i|^s \geq \mathcal{H}_{\infty}^s(\overline{V_j} \cap E_k) > (1 - \varepsilon)|V_j|^s$$

if  $|V_j| \geq \varepsilon d$ , by (8.11). Hence

$$\sum_i |U_i|^s \geq \sum_{|U_i| \geq d} |U_i|^s + \sum_{|V_j| \geq \varepsilon d} \sum_{U_i \subset \overline{V_j}} |U_i|^s \geq \sum_{|U_i| \geq d} |U_i|^s + \sum_{|V_j| \geq \varepsilon d} (1 - \varepsilon) |V_j|^s. \quad (8.13)$$

From (8.12)

$$\mathcal{H}_\infty^s(A) \leq \sum_{|U_i| \geq d} |U_i|^s + \sum_{|V_j| \geq \varepsilon d} |V_j|^s + \sum_{|V_j| < \varepsilon d} |V_j|^s \leq \sum_{|U_i| \geq d} |U_i|^s + \sum_{|V_j| \geq \varepsilon d} |V_j|^s + (\varepsilon d)^s m.$$

Combining with (8.13) we see that

$$\mathcal{H}_\infty^s(A) \leq (1 - \varepsilon)^{-1} \sum_i |U_i|^s + (\varepsilon d)^s m$$

for any cover  $\{U_i\}$  of  $A \cap E_k$ . Thus

$$\mathcal{H}_\infty^s(A) \leq (1 - \varepsilon)^{-1} \mathcal{H}_\infty^s(A \cap E_k) + (\varepsilon d)^s m$$

if  $k \geq k_\varepsilon$ , which implies (8.10).  $\square$

Repeated application of this Lemma now gives the dimension estimate we require.

### Proposition 8.5

If  $F \in \mathcal{C}^s[a, b]$  then  $\mathcal{H}^s(F) > 0$ , and in particular  $\dim_{\text{H}} F \geq s$ .

*Proof.* For simplicity of notation assume that  $[a, b] = [0, 1]$ . Suppose  $\overline{\lim_{k \rightarrow \infty} E_k} \subset F \subset \bigcup_i U_i$  where the  $U_i$  are open sets. Taking  $I = [0, 1]$  in (8.8) we may find a number  $k_1$  such that  $\mathcal{H}_\infty^s(E_{k_1}) > \frac{1}{2}$ . Since  $E_{k_1}$  is a finite union of closed intervals, Lemma 8.4 implies there is a number  $k_2 > k_1$  such that  $\mathcal{H}_\infty^s(E_{k_1} \cap E_{k_2}) > \frac{1}{2}$ . Proceeding in this way, we get a sequence  $k_1 < k_2 < \dots$  such that  $\mathcal{H}_\infty^s(E_{k_1} \cap \dots \cap E_{k_r}) > \frac{1}{2}$  for all  $r$ . We have  $\bigcap_{i=1}^\infty E_{k_i} \subset F \subset \bigcup_i U_i$ ; since  $E_{k_1} \cap \dots \cap E_{k_r}$  is a decreasing sequence of compact (i.e. closed and bounded) sets and  $\bigcup_i U_i$  is open, there is an integer  $r$  such that  $E_{k_1} \cap \dots \cap E_{k_r} \subset \bigcup_i U_i$ . It follows that  $\sum_i |U_i|^s \geq \mathcal{H}_\infty^s(E_{k_1} \cap \dots \cap E_{k_r}) > \frac{1}{2}$  for every cover of  $F$  by open sets, so  $\mathcal{H}^s(F) \geq \frac{1}{2}$ .  $\square$

### Proposition 8.6

Let  $F_j \in \mathcal{C}^s[a, b]$  for  $j = 1, 2, \dots$ . Then  $\bigcap_{j=1}^\infty F_j \in \mathcal{C}^s[a, b]$ .

*Proof.* For each  $j$  there is a sequence of sets  $E_{j,k}$ , each a finite union of closed intervals, such that  $F_j \supset \overline{\lim_{k \rightarrow \infty}} E_{j,k}$ , where  $\lim_{k \rightarrow \infty} \mathcal{H}_\infty^s(I \cap E_{j,k}) = \mathcal{H}_\infty^s(I)$  for every interval  $I$ . By Lemma 8.4

$$\lim_{k \rightarrow \infty} \mathcal{H}_\infty^s(A \cap E_{j,k}) = \mathcal{H}_\infty^s(A) \quad (8.14)$$

for any finite union of closed intervals  $A$ . There are countably many intervals  $[c, d] \subset [a, b]$  with  $c$  and  $d$  both rational: let  $I_1, I_2, \dots$  be an enumeration of all such intervals.

For each  $r$  we define a set  $G_r$  as follows. Using (8.14) we may choose  $k_1 \geq r$  large enough to make

$$\mathcal{H}_\infty^s(I_m \cap E_{1,k_1}) > \mathcal{H}_\infty^s(I_m) - 1/r$$

simultaneously for  $m = 1, \dots, r$ . Using (8.14) again, taking  $A = I_m \cap E_{1,k_1}$ , we may find  $k_2 \geq r$  such that

$$\mathcal{H}_\infty^s(I_m \cap E_{1,k_1} \cap E_{2,k_2}) > \mathcal{H}_\infty^s(I_m) - 1/r$$

for  $m = 1, \dots, r$ . Continuing in this way, we get  $k_1, \dots, k_r \geq r$  such that

$$\mathcal{H}_\infty^s\left(I_m \cap \bigcap_{j=1}^r E_{j,k_j}\right) > \mathcal{H}_\infty^s(I_m) - 1/r \quad (8.15)$$

for all  $m = 1, \dots, r$ . For each  $r$ , let  $G_r$  be the finite union of closed intervals

$$G_r = \bigcap_{j=1}^r E_{j,k_j}. \quad (8.16)$$

Let  $I \subset [a, b]$  be any closed interval. Given  $\varepsilon > 0$ , there is an interval  $I_m \subset I$  such that  $\mathcal{H}_\infty^s(I_m) > \mathcal{H}_\infty^s(I) - \varepsilon/2$ . If  $r \geq m$  and  $r > 2/\varepsilon$ , (8.15) gives that  $\mathcal{H}_\infty^s(I \cap G_r) \geq \mathcal{H}_\infty^s(I_m \cap G_r) > \mathcal{H}_\infty^s(I_m) - 1/r > \mathcal{H}_\infty^s(I) - \varepsilon$ , so

$$\lim_{r \rightarrow \infty} \mathcal{H}_\infty^s(I \cap G_r) = \mathcal{H}_\infty^s(I).$$

Let  $j$  be any positive integer. If  $r > j$  and  $x \in G_r$ , then  $x \in E_{j,k_j}$  by (8.16). Thus if  $x \in \overline{\lim_{r \rightarrow \infty}} G_r$ , then  $x \in E_{j,k_j}$  for infinitely many  $k_j$ , so  $x \in \overline{\lim_{i \rightarrow \infty}} E_{j,i} \subset F_j$ . Hence  $\overline{\lim_{r \rightarrow \infty}} G_r \subset F_j$  for each  $j$ , so  $\bigcap_{i=1}^\infty F_i \in \mathcal{C}^s[a, b]$ .  $\square$

### Corollary 8.7

Let  $F_j \in \mathcal{C}^s[a, b]$  for  $j = 1, 2, \dots$ . Then  $\dim_H \bigcap_{j=1}^\infty F_j \geq s$ .

*Proof.* This is immediate from Propositions 8.5 and 8.6.  $\square$

Clearly, if  $F$  is in  $C^s(-\infty, \infty)$  then so is the translate  $F + x$ . Hence, given a set  $F$  in  $C^s(-\infty, \infty)$  and a sequence of numbers  $x_1, x_2, \dots$ , we have  $\bigcap_{i=1}^{\infty} (F + x_i)$  a member of  $C^s(-\infty, \infty)$ , so that this intersection has dimension at least  $s$ . The same idea may be applied using more general transformations of  $F$ .

### Proposition 8.8

*Let  $f : [a, b] \rightarrow \mathbb{R}$  be a mapping with a continuous derivative such that  $|f'(x)| > c$  for some constant  $c > 0$ . If  $F \in C^s[a, b]$ , then  $f(F) \in C^s[f(a), f(b)]$ .*

*Proof.* This may be proved in the same sort of way as Proposition 8.4. We omit the (rather tedious) details.  $\square$

In a typical  $C^s$  set the  $E_k$  are made up of intervals which have lengths and spacings tending to 0 as  $k \rightarrow \infty$ .

### Example 8.9

*Fix  $\alpha > 2$ . Let  $E_k = \{x : |x - p/k| \leq k^{-\alpha} \text{ for some integer } p\}$ , so that  $E_k$  is a union of equally spaced intervals of length  $2k^{-\alpha}$ . Then  $F = \overline{\lim_{k \rightarrow \infty} E_k}$  is a member of  $C^s(-\infty, \infty)$  for all  $s < 1/\alpha$ .*

*Proof.* Take  $0 < s < 1/\alpha$  and a bounded closed interval  $I$ . We must show that

$$\lim_{k \rightarrow \infty} \mathcal{H}_{\infty}^s(I \cap E_k) = |I|^s. \quad (8.17)$$

The interval  $I$  contains  $m$  complete intervals of  $E_k$ , each of length  $2k^{-\alpha}$ , where  $m \geq k|I| - 2$ . Let  $\mu$  be the mass distribution on  $I \cap E_k$  obtained by distributing a mass  $1/m$  uniformly across each complete interval of  $E_k$  contained in  $I$ . To estimate  $\mathcal{H}_{\infty}^s(I \cap E_k)$ , let  $U$  be a set in a covering of  $I \cap E_k$ ; we may assume that  $U$  is a closed interval and that the ends of  $U$  are points of  $I \cap E_k$ . Then  $U$  intersects at most  $k|U| + 2$  intervals of  $I \cap E_k$ . If  $1/2k \leq |U| \leq |I|$  then

$$\begin{aligned} \mu(U) &\leq (k|U| + 2)/m \leq (k|U| + 2)/(k|I| - 2) = (|U| + 2k^{-1})/(|I| - 2k^{-1}) \\ &= |U|^s(|U|^{1-s} + 2k^{-1}|U|^{-s})/(|I| - 2k^{-1}) \\ &\leq |U|^s(|U|^{1-s} + 2^{s+1}k^{s-1})/(|I| - 2k^{-1}) \\ &= \frac{|U|^s}{|I|^s} \frac{(|U|^{1-s}|I|^{s-1} + 2^{s+1}k^{s-1}|I|^{s-1})}{(1 - 2k^{-1}|I|^{-1})} \\ &\leq \frac{|U|^s}{|I|^s} \frac{(1 + 2^{s+1}k^{s-1}|I|^{s-1})}{(1 - 2k^{-1}|I|^{-1})}. \end{aligned} \quad (8.18)$$

On the other hand, if  $k$  is large enough and  $|U| < 1/2k$ , then  $U$  can intersect just one interval of  $E_k$  so  $|U| \leq 2k^{-\alpha}$ , since the endpoints of  $U$  are in  $E_k$ . A mass of  $1/m$  is distributed evenly across this interval of length  $2k^{-\alpha}$ , so

$$\begin{aligned} \mu(U) &\leq |U|/(2k^{-\alpha}m) = |U|^s |U|^{1-s}/(2k^{-\alpha}m) \leq |U|^s (2k^{-\alpha})^{1-s}/(2k^{-\alpha}(k|I| - 2)) \\ &\leq |U|^s 2^{-s} k^{s\alpha-1}/(|I| - 2k^{-1}). \end{aligned} \quad (8.19)$$

With  $I$  and  $\varepsilon > 0$  given, then, provided  $k$  is sufficiently large,

$$\mu(U) \leq (1 + \varepsilon)|U|^s/|I|^s$$

for all covering intervals  $U$ , using (8.18) and (8.19). Hence if  $I \cap E_k \subset \bigcup_i U_i$  then

$$1 = \mu(I \cap E_k) \leq \sum_i \mu(U_i) \leq (1 + \varepsilon)|I|^{-s} \sum_i |U_i|^s$$

so  $\mathcal{H}_\infty^s(I \cap E_k) \geq |I|^s/(1 + \varepsilon)$ , from which (8.17) follows.  $\square$

In this example,  $F$  belongs to  $\mathcal{C}^s(-\infty, \infty)$  if  $s < 1/\alpha$ , so  $\dim_H F \geq 1/\alpha$ , by Proposition 8.5. Moreover, it is clear that the translate  $F + x$  is in  $\mathcal{C}^s(-\infty, \infty)$  for any real number  $x$ , so by Proposition 8.6  $\bigcap_{i=1}^\infty (F + x_i)$  belongs to  $\mathcal{C}^s(-\infty, \infty)$  for any countable set  $x_1, x_2, \dots$ , implying that  $\dim_H \bigcap_{i=1}^\infty (F + x_i) \geq 1/\alpha$ . More generally,  $f(F)$  is in  $\mathcal{C}^s(-\infty, \infty)$  for all ‘reasonable’ functions  $f$  by Proposition 8.8, and this generates a large stock of  $\mathcal{C}^s$  sets, countable intersections of which also have dimension at least  $1/\alpha$ .

In Section 10.3 we shall indicate how Example 8.9 may be improved to give  $F$  in  $\mathcal{C}^s(-\infty, \infty)$  for all  $s < 2/\alpha$ , with corresponding consequences for dimensions.

### 8.3 Notes and references

The study of intersections of sets as they are moved relative to one another is part of a subject known as integral geometry. A full account in the classical setting is given by Santaló (1976). The main references for the fractal intersection formula of Section 8.1 are Kahane (1986) and Mattila (1984, 1985, 1995).

For the strange properties of packing dimension of intersections of sets, see Falconer, Järvenpää and Mattila (1999) and Csörnyei (2001).

There are several definitions of classes of sets with large intersections, such as those given by Baker and Schmidt (1970) and Falconer (1985b). An important class of ‘ubiquitous’ systems of sets was introduced by Dodson, Rynne and Vickers (1990), see also Bernik and Dodson (1999), and their ‘Ubiquity theorem’ provides a powerful technique for finding dimensions of lim sup sets. Rynne (1992) compares different definitions of large intersection classes. Falconer (1994) gives a general theory of large intersection sets and also considers their packing dimensions.

## Exercises

- 8.1 Let  $E$  and  $F$  be rectifiable curves in  $\mathbb{R}^2$  and let  $\sigma$  be a rigid motion. Prove Poincaré's formula of classical integral geometry

$$4 \times \text{length}(E) \text{ length}(F) = \int (\text{number of points in } (E \cap \sigma(F))) d\sigma$$

where integration is with respect to the natural measure on the set of rigid motions. (Hint: show this first when  $E$  and  $F$  are line segments, then for polygons, and obtain the general result by approximation.)

- 8.2 Show that if a curve  $C$  bounds a (compact) convex set in the plane, then the length of  $C$  is given by

$$\frac{1}{2} \int_{\theta=0}^{2\pi} \text{length}(\text{proj}_{\theta} C) d\theta.$$

(Hint: take  $E$  as  $C$  and  $F$  as a long line segment in the result of Exercise 8.1.)

- 8.3 In the plane, let  $E$  be the product of two middle third Cantor sets and let  $F$  be (i) a circle, (ii) the von Koch curve and (iii) a congruent copy of  $E$ . In each case, what can be said about the Hausdorff dimension of  $E \cap \sigma(F)$  for congruence transformations  $\sigma$ ?
- 8.4 Show that the conclusion of Theorem 8.1 may be extended to give that  $E \cap (F + x)$  is empty for almost all  $x$  if  $\dim_H(E \times F) < n$ .
- 8.5 By taking  $E$  as a suitable set dense in a region of  $\mathbb{R}^2$  and  $F$  as a unit line segment, show that (8.5) fails if Hausdorff dimension is replaced by box dimensions, even for the group of similarities.
- 8.6 Let  $1 < s < 2$ . Construct a plane  $s$ -set  $F$  in the unit disc  $B$  such that if  $E$  is any straight line segment of length 2 that intersects the interior of  $B$  then  $E \cap F$  is an  $(s-1)$ -set.
- 8.7 Let  $E$  be the set of parallel line segments

$$E = \{(0, 0)\} \cup \bigcup_{n=1}^{\infty} \{(x, n^{-1/2}) : 0 \leq x \leq n^{-1/2}\}.$$

Show that  $\dim_B E \geq 4/3$ , but that  $\dim_B(L \cap E) = 0$  for all lines  $L$  that do not pass through the origin. (Hint: see Example 3.5.)

- 8.8 Let  $E_k$  be the set of real numbers with base-3 expansion  $m \cdot a_1 a_2 \dots$  such that  $a_k = 0$  or 2. Show that  $F = \overline{\lim_{k \rightarrow \infty} E_k}$  is in class  $C^s(-\infty, \infty)$  for all  $0 < s < 1$ . (Note that  $F$  is the set of numbers with infinitely many base-3 digits different from 1.) Deduce that  $\dim_H F = 1$  and that  $\dim_H(\bigcap_{i=1}^{\infty} (F + x_i)) = 1$  for any countable sequence  $x_1, x_2, \dots$



# **Part II**

# **APPLICATIONS AND EXAMPLES**

# Chapter 9 Iterated function systems—self-similar and self-affine sets

## 9.1 Iterated function systems

Many fractals are made up of parts that are, in some way, similar to the whole. For example, the middle third Cantor set is the union of two similar copies of itself, and the von Koch curve is made up of four similar copies. These self-similarities are not only properties of the fractals: they may actually be used to define them. Iterated function systems do this in a unified way and, moreover, often lead to a simple way of finding dimensions.

Let  $D$  be a closed subset of  $\mathbb{R}^n$ , often  $D = \mathbb{R}^n$ . A mapping  $S : D \rightarrow D$  is called a *contraction* on  $D$  if there is a number  $c$  with  $0 < c < 1$  such that  $|S(x) - S(y)| \leq c|x - y|$  for all  $x, y \in D$ . Clearly any contraction is continuous. If equality holds, i.e. if  $|S(x) - S(y)| = c|x - y|$ , then  $S$  transforms sets into geometrically similar sets, and we call  $S$  a *contracting similarity*.

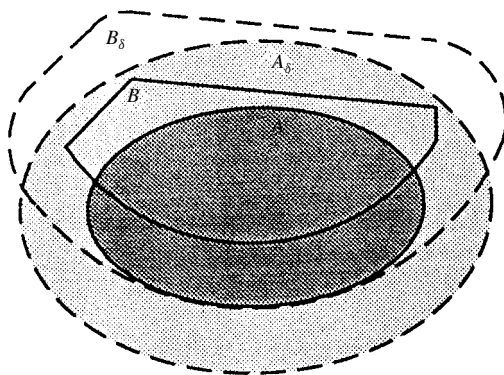
A finite family of contractions  $\{S_1, S_2, \dots, S_m\}$ , with  $m \geq 2$ , is called an *iterated function system* or IFS. We call a non-empty compact subset  $F$  of  $D$  an *attractor* (or *invariant set*) for the IFS if

$$F = \bigcup_{i=1}^m S_i(F).$$

The fundamental property of an iterated function system is that it determines a unique attractor, which is usually a fractal. For a simple example, take  $F$  to be the middle third Cantor set. Let  $S_1, S_2 : \mathbb{R} \rightarrow \mathbb{R}$  be given by

$$S_1(x) = \frac{1}{3}x; \quad S_2(x) = \frac{1}{3}x + \frac{2}{3}.$$

Then  $S_1(F)$  and  $S_2(F)$  are just the left and right ‘halves’ of  $F$ , so that  $F = S_1(F) \cup S_2(F)$ ; thus  $F$  is an attractor of the IFS consisting of the contractions  $\{S_1, S_2\}$ , the two mappings, which represent the basic self-similarities of the Cantor set.



**Figure 9.1** The Hausdorff distance between the sets  $A$  and  $B$  is the least  $\delta > 0$  such that the  $\delta$ -neighbourhood  $A_\delta$  of  $A$  contains  $B$  and the  $\delta$ -neighbourhood  $B_\delta$  of  $B$  contains  $A$

We shall prove the fundamental property that an IFS has a unique (non-empty compact, i.e. closed and bounded) attractor. This means, for example, that the middle third Cantor set is completely specified as the attractor of the mappings  $\{S_1, S_2\}$  given above.

To this end, we define a metric or distance  $d$  between subsets of  $D$ . Let  $\mathcal{S}$  denote the class of all non-empty compact subsets of  $D$ . Recall that the  $\delta$ -neighbourhood of a set  $A$  is the set of points within distance  $\delta$  of  $A$ , i.e.  $A_\delta = \{x \in D : |x - a| \leq \delta \text{ for some } a \in A\}$ . We make  $\mathcal{S}$  into a metric space by defining the distance between two sets  $A$  and  $B$  to be the least  $\delta$  such that the  $\delta$ -neighbourhood of  $A$  contains  $B$  and vice versa:

$$d(A, B) = \inf\{\delta : A \subset B_\delta \text{ and } B \subset A_\delta\}$$

(see figure 9.1). A simple check shows that  $d$  is a metric or distance function, that is, satisfies the three requirements (i)  $d(A, B) \geq 0$  with equality if and only if  $A = B$ , (ii)  $d(A, B) = d(B, A)$ , (iii)  $d(A, B) \leq d(A, C) + d(C, B)$  for all  $A, B, C \in \mathcal{S}$ . The metric  $d$  is known as the *Hausdorff metric* on  $\mathcal{S}$ . In particular, if  $d(A, B)$  is small, then  $A$  and  $B$  are close to each other as sets.

We give two proofs of the fundamental result on IFSs. The first depends on Banach's contraction mapping theorem, and the second is direct and elementary.

### Theorem 9.1

Consider the iterated function system given by the contractions  $\{S_1, \dots, S_m\}$  on  $D \subset \mathbb{R}^n$ , so that

$$|S_i(x) - S_i(y)| \leq c_i |x - y| \quad (x, y) \in D \quad (9.1)$$

with  $c_i < 1$  for each  $i$ . Then there is a unique attractor  $F$ , i.e. a non-empty compact set such that

$$F = \bigcup_{i=1}^m S_i(F). \quad (9.2)$$

Moreover, if we define a transformation  $S$  on the class  $\mathcal{S}$  of non-empty compact sets by

$$S(E) = \bigcup_{i=1}^m S_i(E) \quad (9.3)$$

for  $E \in \mathcal{S}$ , and write  $S^k$  for the  $k$ th iterate of  $S$  (so  $S^0(E) = E$  and  $S^k(E) = S(S^{k-1}(E))$  for  $k \geq 1$ ), then

$$F = \bigcap_{k=0}^{\infty} S^k(E) \quad (9.4)$$

for every set  $E \in \mathcal{S}$  such that  $S_i(E) \subset E$  for all  $i$ .

*First proof.* Note that sets in  $\mathcal{S}$  are transformed by  $S$  into other sets of  $\mathcal{S}$ . If  $A, B \in \mathcal{S}$  then

$$d(S(A), S(B)) = d\left(\bigcup_{i=1}^m S_i(A), \bigcup_{i=1}^m S_i(B)\right) \leq \max_{1 \leq i \leq m} d(S_i(A), S_i(B))$$

using the definition of the metric  $d$  and noting that if the  $\delta$ -neighbourhood  $(S_i(A))_\delta$  contains  $S_i(B)$  for all  $i$  then  $(\bigcup_{i=1}^m S_i(A))_\delta$  contains  $\bigcup_{i=1}^m S_i(B)$ , and vice versa. By (9.1)

$$d(S(A), S(B)) \leq \left(\max_{1 \leq i \leq m} c_i\right) d(A, B). \quad (9.5)$$

It may be shown that  $d$  is a *complete* metric on  $\mathcal{S}$ , that is every Cauchy sequence of sets in  $\mathcal{S}$  is convergent to a set in  $\mathcal{S}$ . Since  $0 < \max_{1 \leq i \leq m} c_i < 1$ , (9.5) states that  $S$  is a contraction on the complete metric space  $(\mathcal{S}, d)$ . By Banach's contraction mapping theorem,  $S$  has a unique fixed point, that is there is a unique set  $F \in \mathcal{S}$  such that  $S(F) = F$ , which is (9.2), and moreover  $S^k(E) \rightarrow F$  as  $k \rightarrow \infty$ . In particular, if  $S_i(E) \subset E$  for all  $i$  then  $S(E) \subset E$ , so that  $S^k(E)$  is a decreasing sequence of non-empty compact sets containing  $F$  with intersection  $\bigcap_{k=0}^{\infty} S^k(E)$  which must equal  $F$ .  $\square$

*Second proof.* Let  $E$  be any set in  $\mathcal{S}$  such that  $S_i(E) \subset E$  for all  $i$ ; for example  $E = D \cap B(0, r)$  will do provided  $r$  is sufficiently large. Then  $S^k(E) \subset S^{k-1}(E)$ , so that  $S^k(E)$  is a decreasing sequence of non-empty compact sets, which necessarily have non-empty compact intersection  $F = \bigcap_{k=1}^{\infty} S^k(E)$ . Since  $S^k(E)$  is a decreasing sequence of sets, it follows that  $S(F) = F$ , so  $F$  satisfies (9.2) and is an attractor of the IFS.

To see that the attractor is unique, we derive (9.5) exactly as in the first proof. Suppose  $A$  and  $B$  are both attractors, so that  $S(A) = A$  and  $S(B) = B$ . Since  $0 < \max_{1 \leq i \leq m} c_i < 1$  it follows from (9.5) that  $d(A, B) = 0$ , implying  $A = B$ .  $\square$

There are two main problems that arise in connection with iterated function systems. The first problem is to represent or ‘code’ a given set as the attractor of some IFS, and the second is to ‘decode’ the IFS by displaying its attractor. In both cases, we may wish to go on to analyse the structure and dimensions of the attractor, and the IFS can be a great aid in doing this.

Finding an IFS that has a given  $F$  as its unique attractor can often be done by inspection, at least if  $F$  is self-similar or self-affine. For example, the Cantor dust (figure 0.4) is easily seen to be the attractor of the four similarities which give the basic self-similarities of the set:

$$\begin{aligned} S_1(x, y) &= (\tfrac{1}{4}x, \tfrac{1}{4}y + \tfrac{1}{2}), & S_2(x, y) &= (\tfrac{1}{4}x + \tfrac{1}{4}, \tfrac{1}{4}y), \\ S_3(x, y) &= (\tfrac{1}{4}x + \tfrac{1}{2}, \tfrac{1}{4}y + \tfrac{3}{4}), & S_4(x, y) &= (\tfrac{1}{4}x + \tfrac{3}{4}, \tfrac{1}{4}y + \tfrac{1}{4}). \end{aligned}$$

In general it may not be possible to find an IFS with a given set as attractor, but we can normally find one with an attractor that is a close approximation to the required set. This question of representing general objects by IFSs is considered in Section 9.5.

The transformation  $S$  introduced in Theorem 9.1 is the key to computing the attractor of an IFS; indeed (9.4) already provides a method for doing so. In fact, the sequence of iterates  $S^k(E)$  converges to the attractor  $F$  for any initial set  $E$  in  $\mathcal{S}$ , in the sense that  $d(S^k(E), F) \rightarrow 0$ . This follows since (9.5) implies that  $d(S(E), F) = d(S(E), S(F)) \leq cd(E, F)$ , so that  $d(S^k(E), F) \leq c^k d(E, F)$ , where  $c = \max_{1 \leq i \leq m} c_i < 1$ . Thus the  $S^k(E)$  provide increasingly good approximations to  $F$ . If  $F$  is a fractal, these approximations are sometimes called *pre-fractals* for  $F$ .

For each  $k$

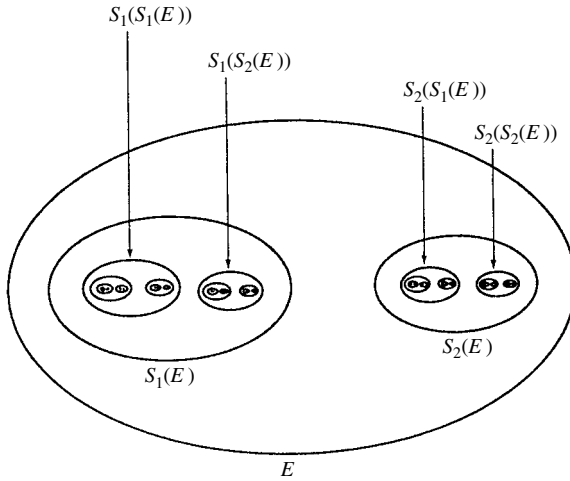
$$S^k(E) = \bigcup_{\mathcal{I}_k} S_{i_1} \circ \dots \circ S_{i_k}(E) = \bigcup_{\mathcal{I}_k} S_{i_1}(S_{i_2}(\dots(S_{i_k}(E))\dots)) \quad (9.6)$$

where the union is over the set  $\mathcal{I}_k$  of all  $k$ -term sequences  $(i_1, \dots, i_k)$  with  $1 \leq i_j \leq m$ ; see figure 9.2. (Recall that  $S_{i_1} \circ \dots \circ S_{i_k}$  denotes the composition of mappings, so that  $(S_{i_1} \circ \dots \circ S_{i_k})(x) = S_{i_1}(S_{i_2}(\dots(S_{i_k}(x))\dots))$ .) If  $S_i(E)$  is contained in  $E$  for each  $i$  and  $x$  is a point of  $F$ , it follows from (9.4) that there is a (not necessarily unique) sequence  $(i_1, i_2, \dots)$  such that  $x \in S_{i_1} \circ \dots \circ S_{i_k}(E)$  for all  $k$ . This sequence provides a natural coding for  $x$ , with

$$x = x_{i_1, i_2, \dots} = \bigcap_{k=1}^{\infty} S_{i_1} \circ \dots \circ S_{i_k}(E), \quad (9.7)$$

so that  $F = \bigcup \{x_{i_1, i_2, \dots}\}$ .

This expression for  $x_{i_1, i_2, \dots}$  is independent of  $E$  provided that  $S_i(E)$  is contained in  $E$  for all  $i$ .

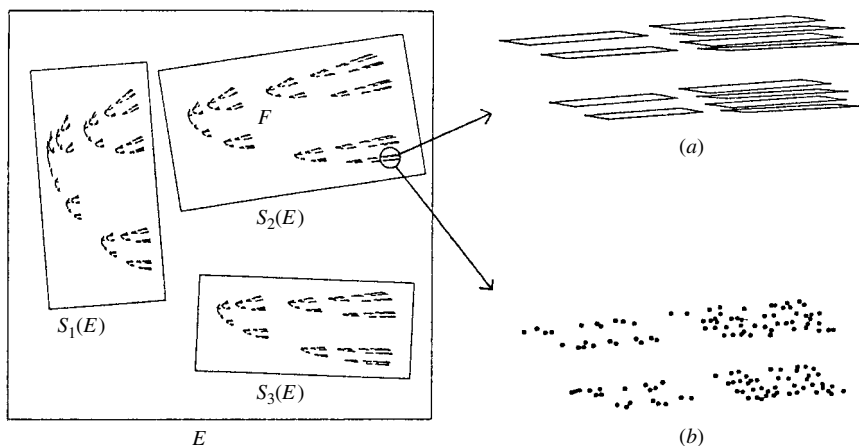


**Figure 9.2** Construction of the attractor  $F$  for contractions  $S_1$  and  $S_2$  which map the large ellipse  $E$  onto the ellipses  $S_1(E)$  and  $S_2(E)$ . The sets  $S^k(E) = \bigcup_{i=1,2} S_{i_1} \circ \dots \circ S_{i_k}(E)$  give increasingly good approximations to  $F$

Notice that if the union in (9.2) is disjoint then  $F$  must be totally disconnected (provided the  $S_i$  are injections), since if  $x_{i_1, i_2, \dots} \neq x_{i'_1, i'_2, \dots}$  we may find  $k$  such that  $(i_1, \dots, i_k) \neq (i'_1, \dots, i'_k)$  so that the disjoint closed sets  $S_{i_1} \circ \dots \circ S_{i_k}(F)$  and  $S_{i'_1} \circ \dots \circ S_{i'_k}(F)$  disconnect the two points.

Again this may be illustrated by  $S_1(x) = \frac{1}{3}x$ ,  $S_2(x) = \frac{1}{3}x + \frac{2}{3}$  and  $F$  the Cantor set. If  $E = [0, 1]$  then  $S^k(E) = E_k$ , the set of  $2^k$  basic intervals of length  $3^{-k}$  obtained at the  $k$ th stage of the usual Cantor set construction; see figure 0.1. Moreover,  $x_{i_1, i_2, \dots}$  is the point of the Cantor set with base-3 expansion  $0 \cdot a_1 a_2 \dots$ , where  $a_k = 0$  if  $i_k = 1$  and  $a_k = 2$  if  $i_k = 2$ . The pre-fractals  $S^k(E)$  provide the usual construction of many fractals for a suitably chosen initial set  $E$ ; the  $S_{i_1} \circ \dots \circ S_{i_k}(E)$  are called the *level- $k$  sets* of the construction.

This theory provides us with two methods for computer drawing of IFS attractors in the plane, as indicated in figure 9.3. For the first method, take any initial set  $E$  (such as a square) and draw the  $k$ th approximation  $S^k(E)$  to  $F$  given by (9.6) for a suitable value of  $k$ . The set  $S^k(E)$  is made up of  $m^k$  small sets—either these can be drawn in full, or a representative point of each can be plotted. If  $E$  can be chosen as a line segment in such a way that  $S_1(E), \dots, S_m(E)$  join up to form a polygonal curve with endpoints the same as those of  $E$ , then the sequence of polygonal curves  $S^k(E)$  provides increasingly good approximations to the fractal curve  $F$ . Taking  $E$  as the initial interval in the von Koch curve construction is an example of this, with  $S^k(E)$  just the  $k$ th step of the construction ( $E_k$  in figure 0.2). Careful recursive programming is helpful when using this method.



**Figure 9.3** Two ways of computer drawing the attractor  $F$  of the IFS consisting of the three affine transformations  $S_1, S_2$  and  $S_3$  which map the square onto the rectangles. In method (a) the  $3^k$  parallelograms  $S_{i_1}(S_{i_2}(\cdots(S_{i_k}(E))\cdots))$  for  $i_j = 1, 2, 3$  are drawn ( $k = 6$  here). In method (b) the sequence of points  $x_k$  is plotted by choosing  $S_{i_k}$  at random from  $S_1, S_2$  and  $S_3$  for successive  $k$  and letting  $x_k = S_{i_k}(x_{k-1})$

For the second method, take  $x_0$  as any initial point, select a contraction  $S_{i_1}$  from  $S_1, \dots, S_m$  at random, and let  $x_1 = S_{i_1}(x_0)$ . Continue in this way, choosing  $S_{i_k}$  from  $S_1, \dots, S_m$  at random (with equal probability, say) and letting  $x_k = S_{i_k}(x_{k-1})$  for  $k = 1, 2, \dots$ . For large enough  $k$ , the points  $x_k$  will be indistinguishably close to  $F$ , with  $x_k$  close to  $S_{i_k} \circ \cdots \circ S_{i_1}(F)$ , so the sequence  $\{x_k\}$  will appear randomly distributed across  $F$ . A plot of the sequence  $\{x_k\}$  from, say, the hundredth term onwards may give a good impression of  $F$ . (It is a consequence of ergodic theory that, with probability 1, this sequence of points will fill  $F$ , in a manner that approximates a certain measure on  $F$ .)

## 9.2 Dimensions of self-similar sets

One of the advantages of using an iterated function system is that the dimension of the attractor is often relatively easy to calculate or estimate in terms of the defining contractions. In this section we discuss the case where  $S_1, \dots, S_m : \mathbb{R}^n \rightarrow \mathbb{R}^n$  are *similarities*, i.e. with

$$|S_i(x) - S_i(y)| = c_i |x - y| \quad (x, y \in \mathbb{R}^n) \quad (9.8)$$

where  $0 < c_i < 1$  ( $c_i$  is called the *ratio* of  $S_i$ ). Thus each  $S_i$  transforms subsets of  $\mathbb{R}^n$  into geometrically similar sets. The attractor of such a collection of similarities is called a (*strictly*) *self-similar set*, being a union of a number of

smaller similar copies of itself. Standard examples include the middle third Cantor set, the Sierpiński triangle and the von Koch curve, see figures 0.1–0.5. We show that, under certain conditions, a self-similar set  $F$  has Hausdorff and box dimensions equal to the value of  $s$  satisfying

$$\sum_{i=1}^m c_i^s = 1 \quad (9.9)$$

and further that  $F$  has positive and finite  $\mathcal{H}^s$ -measure. A calculation similar to the ‘heuristic calculation’ of Example 2.7 indicates that the value given by (9.9) is at least plausible. If  $F = \bigcup_{i=1}^m S_i(F)$  with the union ‘nearly disjoint’, we have that

$$\mathcal{H}^s(F) = \sum_{i=1}^m \mathcal{H}^s(S_i(F)) = \sum_{i=1}^m c_i^s \mathcal{H}^s(F) \quad (9.10)$$

using (9.8) and Scaling property 2.1. On the assumption that  $0 < \mathcal{H}^s(F) < \infty$  at the ‘jump’ value  $s = \dim_H F$ , we get that  $s$  satisfies (9.9).

For this argument to give the right answer, we require a condition that ensures that the components  $S_i(F)$  of  $F$  do not overlap ‘too much’. We say that the  $S_i$  satisfy the *open set condition* if there exists a non-empty bounded open set  $V$  such that

$$V \supset \bigcup_{i=1}^m S_i(V) \quad (9.11)$$

with the union disjoint. (In the middle third Cantor set example, the open set condition holds for  $S_1$  and  $S_2$  with  $V$  as the open interval  $(0, 1)$ .) We show that, provided that the similarities  $S_i$  satisfy the open set condition, the Hausdorff dimension of the attractor is given by (9.9).

We require the following geometrical result.

### Lemma 9.2

*Let  $\{V_i\}$  be a collection of disjoint open subsets of  $\mathbb{R}^n$  such that each  $V_i$  contains a ball of radius  $a_1 r$  and is contained in a ball of radius  $a_2 r$ . Then any ball  $B$  of radius  $r$  intersects at most  $(1 + 2a_2)^n a_1^{-n}$  of the closures  $\overline{V_i}$ .*

*Proof.* If  $\overline{V_i}$  meets  $B$ , then  $\overline{V_i}$  is contained in the ball concentric with  $B$  of radius  $(1 + 2a_2)r$ . Suppose that  $q$  of the sets  $\overline{V_i}$  intersect  $B$ . Then, summing the volumes of the corresponding interior balls of radii  $a_1 r$ , it follows that  $q(a_1 r)^n \leq (1 + 2a_2)^n r^n$ , giving the stated bound for  $q$ .  $\square$

The derivation of the lower bound in the following theorem is a little awkward. The reader may find it helpful to follow through the proof with the



middle third Cantor set in mind, or by referring to the ‘general example’ of figure 9.2. Alternatively, the proof of Proposition 9.7 covers the case when the sets  $S_1(F), \dots, S_m(F)$  are disjoint, and is rather simpler.

### Theorem 9.3

Suppose that the open set condition (9.11) holds for the similarities  $S_i$  on  $\mathbb{R}^n$  with ratios  $0 < c_i < 1$  for  $1 \leq i \leq m$ . If  $F$  is the attractor of the IFS  $\{S_1, \dots, S_m\}$ , that is

$$F = \bigcup_{i=1}^m S_i(F), \quad (9.12)$$

then  $\dim_H F = \dim_B F = s$ , where  $s$  is given by

$$\sum_{i=1}^m c_i^s = 1. \quad (9.13)$$

Moreover, for this value of  $s$ ,  $0 < \mathcal{H}^s(F) < \infty$ .

*Proof.* Let  $s$  satisfy (9.13). Let  $\mathcal{I}_k$  denote the set of all  $k$ -term sequences  $(i_1, \dots, i_k)$  with  $1 \leq i_j \leq m$ . For any set  $A$  and  $(i_1, \dots, i_k) \in \mathcal{I}_k$  we write  $A_{i_1, \dots, i_k} = S_{i_1} \circ \dots \circ S_{i_k}(A)$ . It follows, by using (9.12) repeatedly, that

$$F = \bigcup_{\mathcal{I}_k} F_{i_1, \dots, i_k}.$$

We check that these covers of  $F$  provide a suitable upper estimate for the Hausdorff measure. Since the mapping  $S_{i_1} \circ \dots \circ S_{i_k}$  is a similarity of ratio  $c_{i_1} \cdots c_{i_k}$ , then

$$\sum_{\mathcal{I}_k} |F_{i_1, \dots, i_k}|^s = \sum_{\mathcal{I}_k} (c_{i_1} \cdots c_{i_k})^s |F|^s = \left( \sum_{i_1} c_{i_1}^s \right) \cdots \left( \sum_{i_k} c_{i_k}^s \right) |F|^s = |F|^s \quad (9.14)$$

by (9.13). For any  $\delta > 0$ , we may choose  $k$  such that  $|F_{i_1, \dots, i_k}| \leq (\max_i c_i)^k |F| \leq \delta$ , so  $\mathcal{H}_\delta^s(F) \leq |F|^s$  and hence  $\mathcal{H}^s(F) \leq |F|^s$ .

The lower bound is more awkward. Let  $\mathcal{I}$  be the set of all infinite sequences  $\mathcal{I} = \{(i_1, i_2, \dots) : 1 \leq i_j \leq m\}$ , and let  $I_{i_1, \dots, i_k} = \{(i_1, \dots, i_k, q_{k+1}, \dots) : 1 \leq q_j \leq m\}$  be the ‘cylinder’ consisting of those sequences in  $\mathcal{I}$  with initial terms  $(i_1, \dots, i_k)$ . We may put a mass distribution  $\mu$  on  $\mathcal{I}$  such that  $\mu(I_{i_1, \dots, i_k}) = (c_{i_1} \cdots c_{i_k})^s$ . Since  $(c_{i_1} \cdots c_{i_k})^s = \sum_{i=1}^m (c_{i_1} \cdots c_{i_k} c_i)^s$ , i.e.  $\mu(I_{i_1, \dots, i_k}) = \sum_{i=1}^m \mu(I_{i_1, \dots, i_k, i})$ , it follows that  $\mu$  is indeed a mass distribution on subsets of  $\mathcal{I}$  with  $\mu(\mathcal{I}) = 1$ . We may transfer  $\mu$  to a mass distribution  $\tilde{\mu}$  on  $F$  in a natural way by defining  $\tilde{\mu}(A) = \mu\{(i_1, i_2, \dots) : x_{i_1, i_2, \dots} \in A\}$  for subsets  $A$  of  $F$ . (Recall that  $x_{i_1, i_2, \dots} =$

$\bigcap_{k=1}^{\infty} F_{i_1, \dots, i_k} \cdot$ ) Thus the  $\tilde{\mu}$ -mass of a set is the  $\mu$ -mass of the corresponding sequences. It is easily checked that  $\tilde{\mu}(F) = 1$ .

We show that  $\tilde{\mu}$  satisfies the conditions of the Mass distribution principle 4.2. Let  $V$  be the open set of (9.11). Since  $\overline{V} \supset S(\overline{V}) = \bigcup_{i=1}^m S_i(\overline{V})$ , the decreasing sequence of iterates  $S^k(\overline{V})$  converges to  $F$ ; see (9.4). In particular  $\overline{V} \supset F$  and  $\overline{V}_{i_1, \dots, i_k} \supset F_{i_1, \dots, i_k}$  for each finite sequence  $(i_1, \dots, i_k)$ . Let  $B$  be any ball of radius  $r < 1$ . We estimate  $\tilde{\mu}(B)$  by considering the sets  $V_{i_1, \dots, i_k}$  with diameters comparable with that of  $B$  and with closures intersecting  $F \cap B$ .

We curtail each infinite sequence  $(i_1, i_2, \dots) \in \mathcal{I}$  after the first term  $i_k$  for which

$$\left( \min_{1 \leq i \leq m} c_i \right) r \leq c_{i_1} c_{i_2} \cdots c_{i_k} \leq r \quad (9.15)$$

and let  $\mathcal{Q}$  denote the finite set of all (finite) sequences obtained in this way. Then for every infinite sequence  $(i_1, i_2, \dots) \in \mathcal{I}$  there is exactly one value of  $k$  with  $(i_1, \dots, i_k) \in \mathcal{Q}$ . Since  $V_1, \dots, V_m$  are disjoint, so are  $V_{i_1, \dots, i_k, 1}, \dots, V_{i_1, \dots, i_k, m}$  for each  $(i_1, \dots, i_k)$ . Using this in a nested way, it follows that the collection of open sets  $\{V_{i_1, \dots, i_k} : (i_1, \dots, i_k) \in \mathcal{Q}\}$  is disjoint. Similarly  $F \subset \bigcup_{\mathcal{Q}} F_{i_1, \dots, i_k} \subset \bigcup_{\mathcal{Q}} \overline{V}_{i_1, \dots, i_k}$ .

We choose  $a_1$  and  $a_2$  so that  $V$  contains a ball of radius  $a_1$  and is contained in a ball of radius  $a_2$ . Then, for all  $(i_1, \dots, i_k) \in \mathcal{Q}$ , the set  $V_{i_1, \dots, i_k}$  contains a ball of radius  $c_{i_1} \cdots c_{i_k} a_1$  and therefore one of radius  $(\min_i c_i) a_1 r$ , and is contained in a ball of radius  $c_{i_1} \cdots c_{i_k} a_2$  and hence in a ball of radius  $a_2 r$ . Let  $\mathcal{Q}_1$  denote those sequences  $(i_1, \dots, i_k)$  in  $\mathcal{Q}$  such that  $B$  intersects  $\overline{V}_{i_1, \dots, i_k}$ . By Lemma 9.2 there are at most  $q = (1 + 2a_2)^n a_1^{-n} (\min_i c_i)^{-n}$  sequences in  $\mathcal{Q}_1$ . Then

$$\begin{aligned} \tilde{\mu}(B) &= \tilde{\mu}(F \cap B) = \mu\{(i_1, i_2, \dots) : x_{i_1, i_2, \dots} \in F \cap B\} \\ &\leq \mu\left\{ \bigcup_{\mathcal{Q}_1} I_{i_1, \dots, i_k} \right\} \end{aligned}$$

since, if  $x_{i_1, i_2, \dots} \in F \cap B \subset \bigcup_{\mathcal{Q}_1} \overline{V}_{i_1, \dots, i_k}$ , then there is an integer  $k$  such that  $(i_1, \dots, i_k) \in \mathcal{Q}_1$ . Thus

$$\begin{aligned} \tilde{\mu}(B) &\leq \sum_{\mathcal{Q}_1} \mu(I_{i_1, \dots, i_k}) \\ &= \sum_{\mathcal{Q}_1} (c_{i_1} \cdots c_{i_k})^s \leq \sum_{\mathcal{Q}_1} r^s \leq r^s q \end{aligned}$$

using (9.15). Since any set  $U$  is contained in a ball of radius  $|U|$ , we have  $\tilde{\mu}(U) \leq |U|^s q$ , so the Mass distribution principle 4.2 gives  $\mathcal{H}^s(F) \geq q^{-1} > 0$ , and  $\dim_{\mathcal{H}} F = s$ .

If  $\mathcal{Q}$  is any set of finite sequences such that for every  $(i_1, i_2, \dots) \in \mathcal{I}$  there is exactly one integer  $k$  with  $(i_1, \dots, i_k) \in \mathcal{Q}$ , it follows inductively from (9.13) that  $\sum_{\mathcal{Q}} (c_{i_1} c_{i_2} \cdots c_{i_k})^s = 1$ . Thus, if  $\mathcal{Q}$  is chosen as in (9.15),  $\mathcal{Q}$  contains at

most  $(\min_i c_i)^{-s} r^{-s}$  sequences. For each sequence  $(i_1, \dots, i_k) \in \mathcal{Q}$  we have  $|\overline{V}_{i_1, \dots, i_k}| = c_{i_1} \cdots c_{i_k} |\overline{V}| \leq r |\overline{V}|$ , so  $F$  may be covered by  $(\min_i c_i)^{-s} r^{-s}$  sets of diameter  $r |\overline{V}|$  for each  $r < 1$ . It follows from Equivalent definition 3.1(iv) that  $\dim_B F \leq s$ ; noting that  $s = \dim_H F \leq \underline{\dim}_B F \leq \overline{\dim}_B F \leq s$ , using (3.17), completes the proof.  $\square$

If the open set condition is not assumed in Theorem 9.3, it may be shown that we still have  $\dim_H F = \dim_B F$  though this value may be less than  $s$ .

Theorem 9.3 enables us to find the dimension of many self-similar fractals.

### Example 9.4. Sierpiński triangle

The Sierpiński triangle or gasket  $F$  is constructed from an equilateral triangle by repeatedly removing inverted equilateral triangles; see figure 0.3. Then  $\dim_H F = \dim_B F = \log 3 / \log 2$ .

*Calculation.* The set  $F$  is the attractor of the three obvious similarities of ratios  $\frac{1}{2}$  which map the triangle  $E_0$  onto the triangles of  $E_1$ . The open set condition holds, taking  $V$  as the interior of  $E_0$ . Thus, by Theorem 9.3,  $\dim_H F = \dim_B F = \log 3 / \log 2$ , which is the solution of  $3(\frac{1}{2})^s = \sum_1^3 (\frac{1}{2})^s = 1$ .  $\square$

The next example involves similarity transformations of more than one ratio.

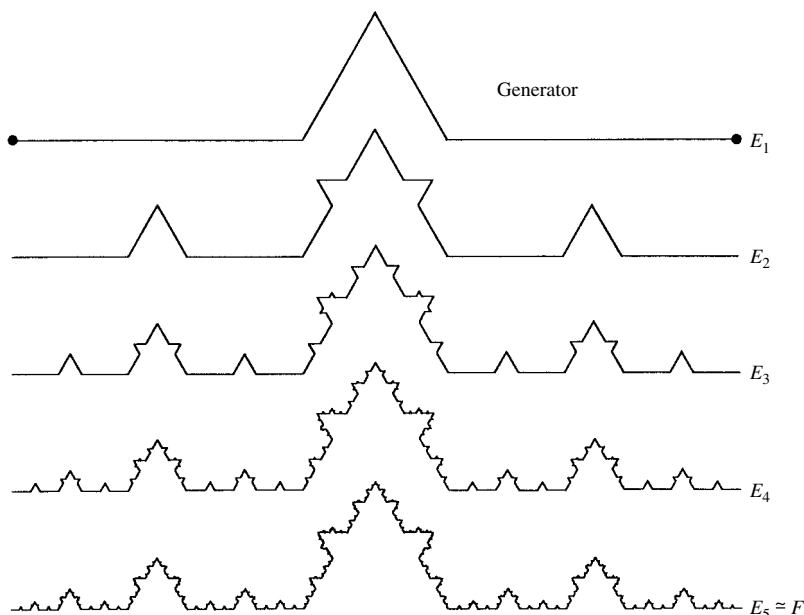
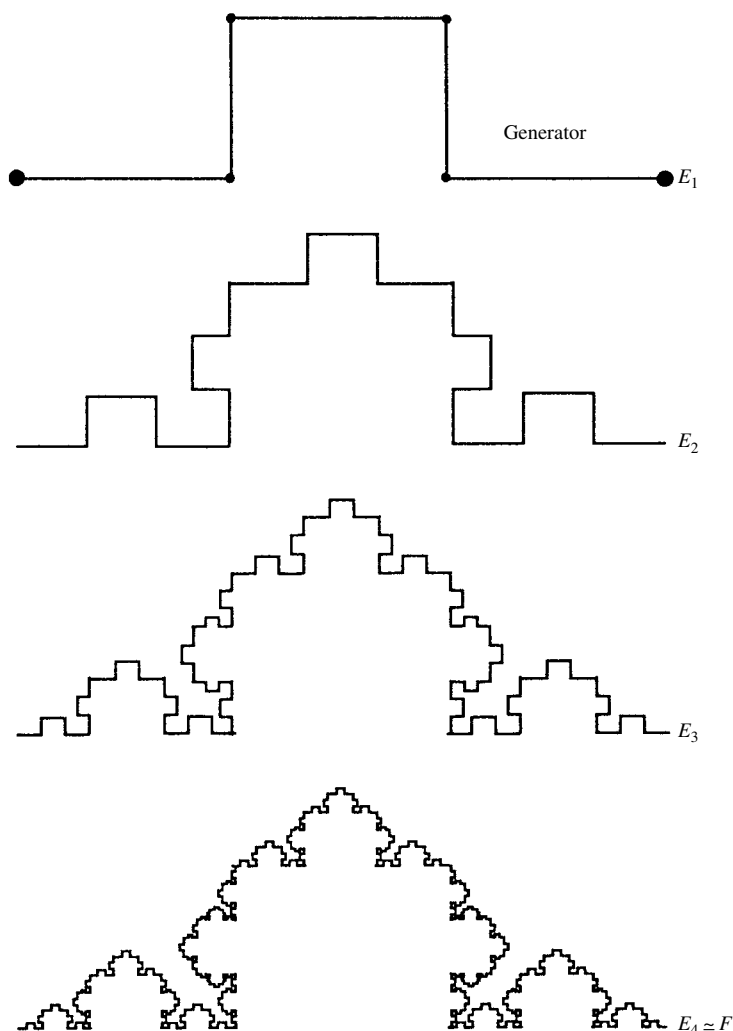


Figure 9.4 Construction of a modified von Koch curve—see Example 9.5

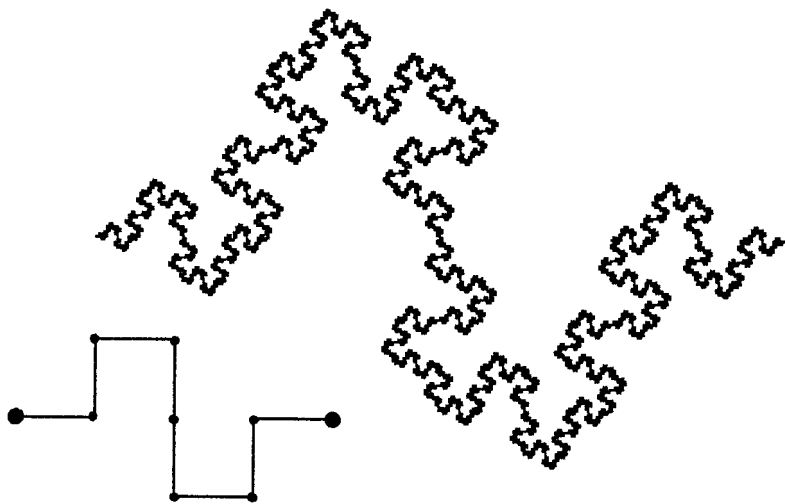
**Example 9.5. Modified von Koch curve**

Fix  $0 < a \leq \frac{1}{3}$  and construct a curve  $F$  by repeatedly replacing the middle proportion  $a$  of each interval by the other two sides of an equilateral triangle; see figure 9.4. Then  $\dim_{\text{H}} F = \dim_{\text{B}} F$  is the solution of  $2a^s + 2(\frac{1}{2}(1-a))^s = 1$ .

*Calculation.* The curve  $F$  is the attractor of the similarities that map the unit interval onto each of the four intervals in  $E_1$ . The open set condition holds,



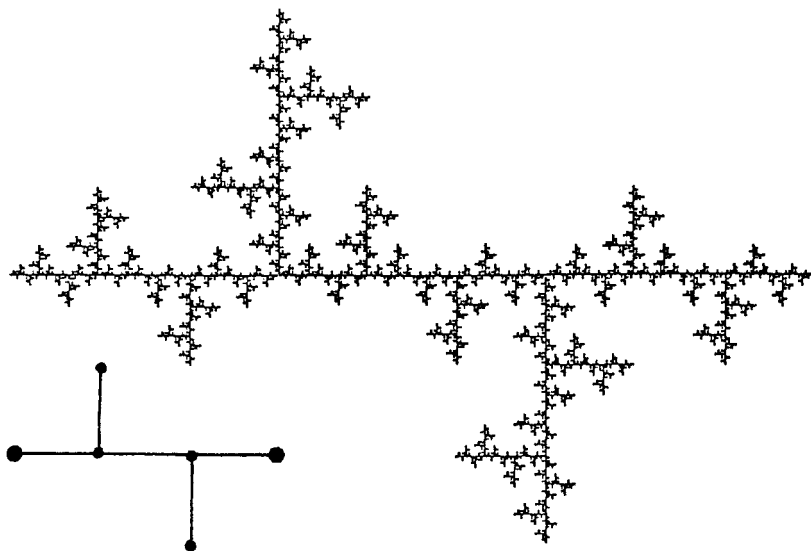
**Figure 9.5** Stages in the construction of a fractal curve from a generator. The lengths of the segments in the generator are  $\frac{1}{3}, \frac{1}{4}, \frac{1}{3}, \frac{1}{4}, \frac{1}{3}$ , and the Hausdorff and box dimensions of  $F$  are given by  $3(\frac{1}{3})^s + 2(\frac{1}{4})^s = 1$  or  $s = 1.34 \dots$



**Figure 9.6** A fractal curve and its generator. The Hausdorff and box dimensions of the curve are equal to  $\log 8 / \log 4 = 1\frac{1}{2}$

taking  $V$  as the interior of the isosceles triangle of base length 1 and height  $\frac{1}{2}a\sqrt{3}$ , so Theorem 9.3 gives the dimension stated.  $\square$

There is a convenient method of specifying certain self-similar sets diagrammatically, in particular self-similar curves such as Example 9.5. A *generator*



**Figure 9.7** A tree-like fractal and its generator. The Hausdorff and box dimensions are equal to  $\log 5 / \log 3 = 1.465\dots$

consists of a number of straight line segments and two points specially identified. We associate with each line segment the similarity that maps the two special points onto the endpoints of the segment. A sequence of sets approximating to the self-similar attractor may be built up by iterating the process of replacing each line segment by a similar copy of the generator; see figures 9.5–9.7 for some examples. Note that the similarities are defined by the generator only to within reflection and  $180^\circ$  rotation but the orientation may be specified by displaying the first step of the construction.

### 9.3 Some variations

The calculations underlying Theorem 9.3 may be adapted to estimate the dimension of the attractor  $F$  of an IFS consisting of contractions that are not similarities.

#### Proposition 9.6

*Let  $F$  be the attractor of an IFS consisting of contractions  $\{S_1, \dots, S_m\}$  on a closed subset  $D$  of  $\mathbb{R}^n$  such that*

$$|S_i(x) - S_i(y)| \leq c_i |x - y| \quad (x, y \in D)$$

*with  $0 < c_i < 1$  for each  $i$ . Then  $\dim_H F \leq s$  and  $\overline{\dim}_B F \leq s$ , where  $\sum_{i=1}^m c_i^s = 1$ .*

*Proof.* These estimates are essentially those of the first and last paragraphs of the proof of Theorem 9.3, noting that we have the inequality  $|A_{i_1, \dots, i_k}| \leq c_{i_1} \cdots c_{i_k} |A|$  for each set  $A$ , rather than equality.  $\square$

We next obtain a lower bound for dimension in the case where the components  $S_i(F)$  of  $F$  are disjoint. Note that this will certainly be the case if there is *some* non-empty compact set  $E$  with  $S_i(E) \subset E$  for all  $i$  and with the  $S_i(E)$  disjoint.

#### Proposition 9.7

*Consider the IFS consisting of contractions  $\{S_1, \dots, S_m\}$  on a closed subset  $D$  of  $\mathbb{R}^n$  such that*

$$b_i |x - y| \leq |S_i(x) - S_i(y)| \quad (x, y \in D) \quad (9.16)$$

*with  $0 < b_i < 1$  for each  $i$ . Assume that the (non-empty compact) attractor  $F$  satisfies*

$$F = \bigcup_{i=1}^m S_i(F), \quad (9.17)$$

with this union disjoint. Then  $F$  is totally disconnected and  $\dim_{\text{H}} F \geq s$  where

$$\sum_{i=1}^m b_i^s = 1. \quad (9.18)$$

*Proof.* Let  $d > 0$  be the minimum distance between any pair of the disjoint compact sets  $S_1(F), \dots, S_m(F)$ , i.e.  $d = \min_{i \neq j} \inf\{|x - y| : x \in S_i(F), y \in S_j(F)\}$ . Let  $F_{i_1, \dots, i_k} = S_{i_1} \circ \dots \circ S_{i_k}(F)$  and define  $\mu$  by  $\mu(F_{i_1, \dots, i_k}) = (b_{i_1} \cdots b_{i_k})^s$ . Since

$$\begin{aligned} \sum_{i=1}^m \mu(F_{i_1, \dots, i_k, i}) &= \sum_{i=1}^m (b_{i_1} \cdots b_{i_k} b_i)^s \\ &= (b_{i_1} \cdots b_{i_k})^s = \mu(F_{i_1, \dots, i_k}) \\ &= \mu\left(\bigcup_{i=1}^k F_{i_1, \dots, i_k, i}\right) \end{aligned}$$

it follows that  $\mu$  defines a mass distribution on  $F$  with  $\mu(F) = 1$ .

If  $x \in F$ , there is a unique infinite sequence  $i_1, i_2, \dots$  such that  $x \in F_{i_1, \dots, i_k}$  for each  $k$ . For  $0 < r < d$  let  $k$  be the least integer such that

$$b_{i_1} \cdots b_{i_k} d \leq r < b_{i_1} \cdots b_{i_{k-1}} d.$$

If  $i'_1, \dots, i'_k$  is distinct from  $i_1, \dots, i_k$ , the sets  $F_{i_1, \dots, i_k}$  and  $F_{i'_1, \dots, i'_k}$  are disjoint and separated by a gap of at least  $b_{i_1} \cdots b_{i_{k-1}} d > r$ . (To see this, note that if  $j$  is the least integer such that  $i_j \neq i'_j$  then  $F_{i_j, \dots, i_k} \subset F_{i_j}$  and  $F_{i'_j, \dots, i'_k} \subset F_{i'_j}$  are separated by  $d$ , so  $F_{i_1, \dots, i_k}$  and  $F_{i'_1, \dots, i'_k}$  are separated by at least  $b_{i_1} \cdots b_{i_{j-1}} d$ .) It follows that  $F \cap B(x, r) \subset F_{i_1, \dots, i_k}$  so

$$\mu(F \cap B(x, r)) \leq \mu(F_{i_1, \dots, i_k}) = (b_{i_1} \cdots b_{i_k})^s \leq d^{-s} r^s.$$

If  $U$  intersects  $F$ , then  $U \subset B(x, r)$  for some  $x \in F$  with  $r = |U|$ . Thus  $\mu(U) \leq d^{-s} |U|^s$ , so by the Mass distribution principle 4.2  $\mathcal{H}^s(F) > 0$  and  $\dim_{\text{H}} F \geq s$ .

The separation indicated above implies that  $F$  is totally disconnected.  $\square$

### Example 9.8. 'Non-linear' Cantor set

Let  $D = \left[\frac{1}{2}(1 + \sqrt{3}), (1 + \sqrt{3})\right]$  and let  $S_1, S_2 : D \rightarrow D$  be given by  $S_1(x) = 1 + 1/x$ ,  $S_2(x) = 2 + 1/x$ . Then  $0.44 < \dim_{\text{H}} F \leq \underline{\dim}_{\text{B}} F \leq \overline{\dim}_{\text{B}} F < 0.66$  where  $F$  is the attractor of  $\{S_1, S_2\}$ . (This example arises in connection with number theory; see Section 10.2.)

*Calculation.* We note that  $S_1(D) = \left[\frac{1}{2}(1 + \sqrt{3}), \sqrt{3}\right]$  and  $S_2(D) = \left[\frac{1}{2}(3 + \sqrt{3}), 1 + \sqrt{3}\right]$  so we can use Propositions 9.6 and 9.7 to estimate  $\dim_{\text{H}} F$ . By

the mean value theorem (see Section 1.2) if  $x, y \in D$  are distinct points then  $(S_i(x) - S_i(y))/(x - y) = S'_i(z_i)$  for some  $z_i \in D$ . Thus for  $i = 1, 2$ ,

$$\inf_{x \in D} |S'_i(x)| \leq \frac{|S_i(x) - S_i(y)|}{|x - y|} \leq \sup_{x \in D} |S'_i(x)|.$$

Since  $S'_1(x) = S'_2(x) = -1/x^2$  it follows that

$$\frac{1}{2}(2 - \sqrt{3}) = (1 + \sqrt{3})^{-2} \leq \frac{|S_i(x) - S_i(y)|}{|x - y|} \leq (\frac{1}{2}(1 + \sqrt{3}))^{-2} = 2(2 - \sqrt{3})$$

for both  $i = 1$  and  $i = 2$ . According to Propositions 9.6 and 9.7 lower and upper bounds for the dimensions are given by the solutions of  $2(\frac{1}{2}(2 - \sqrt{3}))^s = 1$  and  $2(2(2 - \sqrt{3}))^s = 1$  which are  $s = \log 2 / \log(2(2 + \sqrt{3})) = 0.34$  and  $\log 2 / \log(\frac{1}{2}(2 + \sqrt{3})) = 1.11$  respectively.

For a subset of the real line, an upper bound greater than 1 is not of much interest. One way of getting better estimates is to note that  $F$  is also the attractor of the *four* mappings on  $[0, 1]$

$$S_i \circ S_j = i + 1/(j + 1/x) = i + x/(jx + 1) \quad (i, j = 1, 2).$$

By calculating derivatives and using the mean-value theorem as before, we get that

$$(S_i \circ S_j)'(x) = (jx + 1)^{-2}$$

so

$$(j(1 + \sqrt{3}) + 1)^{-2}|x - y| \leq |S_i \circ S_j(x) - S_i \circ S_j(y)| \leq (\frac{1}{2}j(1 + \sqrt{3}) + 1)^{-2}|x - y|.$$

Lower and upper bounds for the dimensions are now given by the solutions of  $2(2 + \sqrt{3})^{-2s} + 2(3 + 2\sqrt{3})^{-2s} = 1$  and  $2(\frac{1}{2}(3 + \sqrt{3}))^{-2s} + 2(2 + \sqrt{3})^{-2s} = 1$ , giving  $0.44 < \dim_H F < 0.66$ , a considerable improvement on the previous estimates. In fact  $\dim_H F = 0.531$ , a value that may be obtained by looking at yet higher-order iterates of the  $S_i$ .  $\square$

\*[The rest of this subsection may be omitted.]

The technique used in Example 9.8 to improve the dimension estimates is often useful for attractors of transformations that are not strict similarities. If  $F$  is the attractor for the IFS  $\{S_1, \dots, S_m\}$  on  $D$  then  $F$  is also the attractor for the IFS consisting of the  $m^k$  transformations  $\{S_{i_1} \circ \dots \circ S_{i_k}\}$  for each  $k$ . If the  $S_i$  are, say, twice differentiable on an open set containing  $F$ , it may be shown that when  $k$  is large, the contractions  $S_{i_1} \circ \dots \circ S_{i_k}$  are in a sense, close to similarities on  $D$ . In particular, for transformations on a subset  $D$  of  $\mathbb{R}$ , if  $b = \inf_{x \in D} |(S_{i_1} \circ \dots \circ S_{i_k})'(x)|$  and  $c = \sup_{x \in D} |(S_{i_1} \circ \dots \circ S_{i_k})'(x)|$ , then

$$b|x - y| \leq |S_{i_1} \circ \dots \circ S_{i_k}(x) - S_{i_1} \circ \dots \circ S_{i_k}(y)| \leq c|x - y| \quad (x, y \in D)$$



If  $k$  is large then  $b/c$  will be close to 1, and applying Propositions 9.6 and 9.7 to the  $m^k$  transformations  $S_{i_1} \circ \cdots \circ S_{i_k}$  gives good upper and lower estimates for the dimensions of  $F$ .

We may take this further. If the  $S_i$  are twice differentiable on a subset  $D$  of  $\mathbb{R}$ ,

$$\frac{|S_{i_1} \circ \cdots \circ S_{i_k}(x) - S_{i_1} \circ \cdots \circ S_{i_k}(y)|}{|x - y|} \sim |(S_{i_1} \circ \cdots \circ S_{i_k})'(w)|$$

for large  $k$ , where  $x, y$  and  $w$  are any points of  $D$ . The composition of mappings  $S_{i_1} \circ \cdots \circ S_{i_k}$  is close to a similarity on  $D$ , so by comparison with Theorem 9.3 we would expect the dimension of the attractor  $F$  to be close to the value of  $s$  for which

$$\sum_{\mathcal{I}_k} |(S_{i_1} \circ \cdots \circ S_{i_k})'(w)|^s = 1 \quad (9.19)$$

where the sum is over the set  $\mathcal{I}_k$  of all  $k$ -term sequences. This expectation motivates the following theorem.

### Theorem 9.9

Let  $V \subset \mathbb{R}$  be an open interval. Let  $S_1, \dots, S_m$  be contractions on  $\overline{V}$  that are twice differentiable on  $V$  with  $a \leq |S'_i(w)| \leq c$  for all  $i$  and  $w \in V$ , where  $0 < a \leq c < 1$  are constants. Suppose that the  $S_i$  satisfy the open set condition (9.11) with open set  $V$ . Then the limit

$$\lim_{k \rightarrow \infty} \left[ \sum_{\mathcal{I}_k} |(S_{i_1} \circ \cdots \circ S_{i_k})'(w)|^s \right]^{1/k} = \varphi(s) \quad (9.20)$$

exists for each  $s > 0$ , is independent of  $w \in V$ , and is decreasing in  $s$ . If  $F$  is the attractor of  $\{S_1, \dots, S_m\}$  then  $\dim_{\text{H}} F = \dim_{\text{B}} F$  is the solution of  $\varphi(s) = 1$ , and  $F$  is an  $s$ -set, i.e.  $0 < \mathcal{H}^s(F) < \infty$  for this value of  $s$ .

*Note on Proof.* The main difficulty is to show that the limit (9.20) exists—this depends on the differentiability condition on the  $S_i$ . Given this, the argument outlined above may be used to show that the value of  $s$  satisfying (9.19) is a good approximation to the dimension when  $k$  is large; letting  $k \rightarrow \infty$  then gives the result.

Similar ideas, but involving the rate of convergence to the limit in (9.20), are needed to show that  $0 < \mathcal{H}^s(F) < \infty$ .  $\square$

There are higher-dimensional analogues of Theorem 9.9. Suppose that the contractions  $S_1, \dots, S_m$  on a domain  $D$  in the complex plane are complex analytic mappings. Then the  $S_i$  are conformal, or in other words are locally like similarity transformations, contracting at the same rate in every direction. We have

$$S_i(z) = S_i(z_0) + S'_i(z_0)(z - z_0) + \text{terms in } (z - z_0)^2 \text{ and higher powers}$$

so that if  $z - z_0$  is small

$$S_i(z) \simeq S_i(z_0) + S'_i(z_0)(z - z_0) \quad (9.21)$$

where  $S'_i(z_0)$  is a complex number with  $|S'_i(z_0)| < 1$ . But the right-hand side of (9.21) is just a similarity expressed in complex notation. In this setting, Theorem 9.9 holds, by the same sort of argument as in the 1-dimensional case.

Results such as these are part of the ‘thermodynamic formalism’, a body of theory that leads to dimension formulae for many attractors.

## 9.4 Self-affine sets

Self-affine sets form an important class of sets, which include self-similar sets as a particular case. An *affine transformation*  $S : \mathbb{R}^n \rightarrow \mathbb{R}^n$  is a transformation of the form

$$S(x) = T(x) + b$$

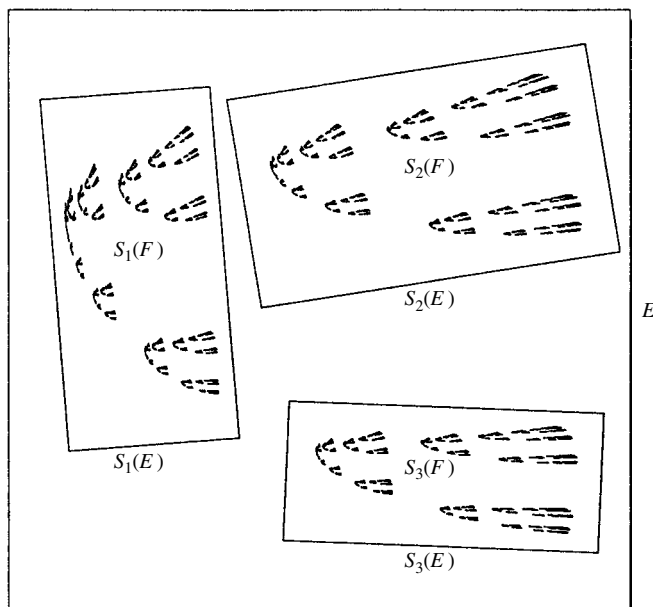
where  $T$  is a linear transformation on  $\mathbb{R}^n$  (representable by an  $n \times n$  matrix) and  $b$  is a vector in  $\mathbb{R}^n$ . Thus an affine transformation  $S$  is a combination of a translation, rotation, dilation and, perhaps, a reflection. In particular,  $S$  maps spheres to ellipsoids, squares to parallelograms, etc. Unlike similarities, affine transformations contract with differing ratios in different directions.

If an IFS consists of affine contractions  $\{S_1, \dots, S_m\}$  on  $\mathbb{R}^n$ , the attractor  $F$  guaranteed by Theorem 9.1 is termed a *self-affine set*. An example is given in figure 9.8:  $S_1, S_2$  and  $S_3$  are defined as the transformations that map the square  $E$  onto the three rectangles in the obvious way. (In the figure the attractor  $F$  is represented as the aggregate of  $S_{i_1} \circ \dots \circ S_{i_k}(E)$  over all sequences  $(i_1, \dots, i_k)$  with  $i_j = 1, 2, 3$  for suitably large  $k$ . Clearly  $F$  is made up of the three affine copies of itself:  $S_1(F), S_2(F)$  and  $S_3(F)$ .)

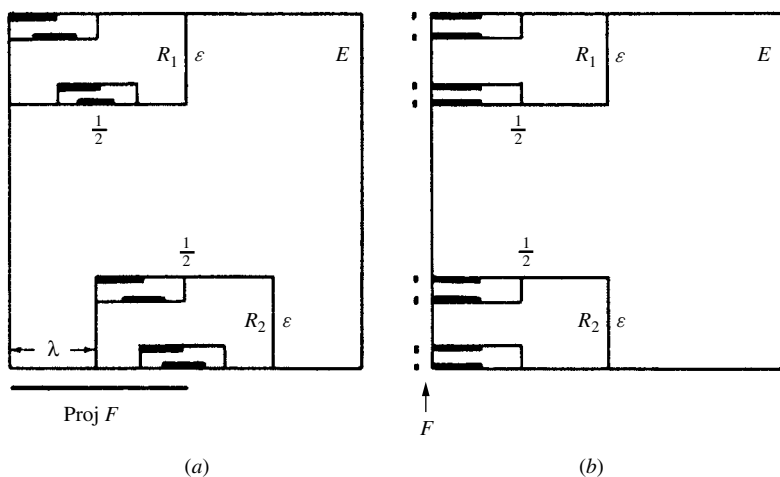
It is natural to look for a formula for the dimension of self-affine sets that generalizes formula (9.13) for self-similar sets. We would hope that the dimension depends on the affine transformations in a reasonably simple way, easily expressible in terms of the matrices and vectors that represent the affine transformation. Unfortunately, the situation is much more complicated than this—the following example shows that if the affine transformations are varied in a continuous way, the dimension of the self-affine set need not change continuously.

### Example 9.10

Let  $S_1, S_2$  be the affine contractions on  $\mathbb{R}^2$  that map the unit square onto the rectangles  $R_1$  and  $R_2$  of sides  $\frac{1}{2}$  and  $\varepsilon$  where  $0 < \varepsilon < \frac{1}{2}$ , as in figure 9.9. The rectangle  $R_1$  abuts the  $y$ -axis, but the end of  $R_2$  is distance  $0 \leq \lambda \leq \frac{1}{2}$  from the  $y$ -axis. If  $F$  is the attractor of  $\{S_1, S_2\}$ , we have  $\dim_{\text{H}} F \geq 1$  when  $\lambda > 0$ , but  $\dim_{\text{H}} F = \log 2 / -\log \varepsilon < 1$  when  $\lambda = 0$ .



**Figure 9.8** A self-affine set which is the attractor of the affine transformations that map the square  $E$  onto the rectangles shown



**Figure 9.9** Discontinuity of the dimension of self-affine sets. The affine mappings  $S_1$  and  $S_2$  map the unit square  $E$  onto  $R_1$  and  $R_2$ . In (a)  $\lambda > 0$  and  $\dim_H F \geq \dim_H \text{proj } F = 1$ , but in (b)  $\lambda = 0$ , and  $\dim_H F = \log 2 / -\log \varepsilon < 1$

*Calculation.* Suppose  $\lambda > 0$  (figure 9.9(a)). Then the  $k$ th stage of the construction  $E_k = \bigcup S_{i_1} \circ \dots \circ S_{i_k}(E)$  consists of  $2^k$  rectangles of sides  $2^{-k}$  and  $\varepsilon^k$  with the projection of  $E_k$  onto the  $x$ -axis,  $\text{proj } E_k$ , containing the interval  $[0, 2\lambda]$ . Since  $F = \bigcap_{i=1}^{\infty} E_k$  it follows that  $\text{proj } F$  contains the interval  $[0, 2\lambda]$ . (Another way of seeing this is by noting that  $\text{proj } F$  is the attractor of  $\tilde{S}_1, \tilde{S}_2 : \mathbb{R} \rightarrow \mathbb{R}$  given by  $\tilde{S}_1(x) = \frac{1}{2}x$ ,  $\tilde{S}_2(x) = \frac{1}{2}x + \lambda$ , which has as attractor the interval  $[0, 2\lambda]$ .) Thus  $\dim_{\text{H}} F \geq \dim_{\text{H}} \text{proj } F = \dim_{\text{H}} [0, 2\lambda] = 1$ .

If  $\lambda = 0$ , the situation changes (figure 9.9(b)).  $E_k$  consists of  $2^k$  rectangles of sides  $2^{-k}$  and  $\varepsilon^k$  which all have their left-hand ends abutting the  $y$ -axis, with  $E_k$  contained in the strip  $\{(x, y) : 0 \leq x \leq 2^{-k}\}$ . Letting  $k \rightarrow \infty$  we see that  $F$  is a uniform Cantor set contained in the  $y$ -axis, which may be obtained by repeatedly removing a proportion  $1 - 2\varepsilon$  from the centre of each interval. Thus  $\dim_{\text{H}} F = \log 2 / -\log \varepsilon < 1$  (see Example 4.5).  $\square$

With such discontinuous behaviour, which becomes even worse for more involved sets of affine transformations, it is likely to be difficult to obtain a general expression for the dimension of self-affine sets. However, one situation which has been completely analysed is the self-affine set obtained by the following recursive construction; a specific case is illustrated in figures 9.10 and 9.11.

### Example 9.11

Let the unit square  $E_0$  be divided into a  $p \times q$  array of rectangles of sides  $1/p$  and  $1/q$  where  $p$  and  $q$  are positive integers with  $p < q$ . Select a subcollection of these rectangles to form  $E_1$ , and let  $N_j$  denote the number of rectangles selected from the  $j$ th column for  $1 \leq j \leq p$ ; see figure 9.10. Iterate this construction in the usual way, with each rectangle replaced by an affine copy of  $E_1$ , and let  $F$  be the limiting set obtained. Then

$$\dim_{\text{H}} F = \log \left( \sum_{j=1}^p N_j^{\log p / \log q} \right) \frac{1}{\log p}$$

and

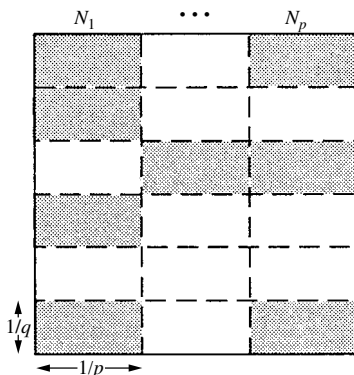
$$\dim_{\text{B}} F = \frac{\log p_1}{\log p} + \log \left( \frac{1}{p_1} \sum_{j=1}^p N_j \right) \frac{1}{\log q}$$

where  $p_1$  is the number of columns containing at least one rectangle of  $E_1$ .

*Calculation.* Omitted.  $\square$

Notice in this example that the dimension depends not only on the number of rectangles selected at each stage, but also on their relative positions. Moreover  $\dim_{\text{H}} F$  and  $\dim_{\text{B}} F$  are not, in general, equal.

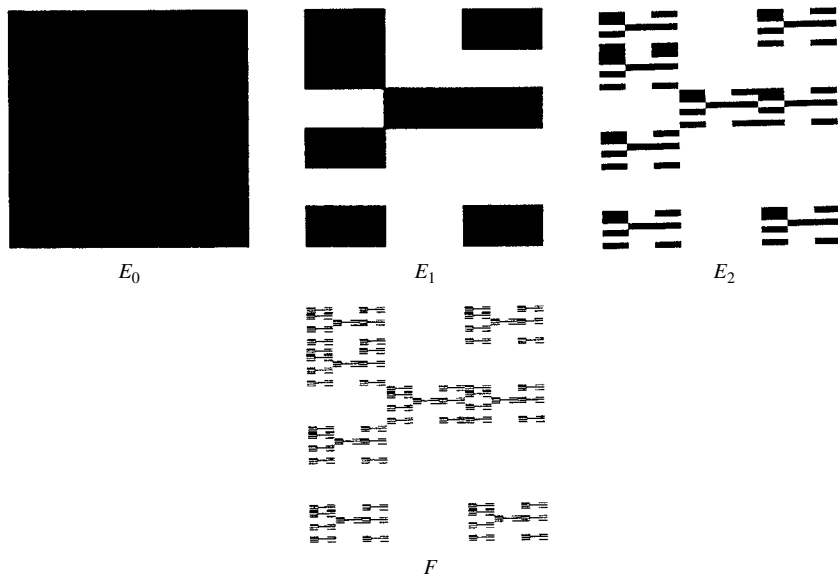
\*[The rest of this subsection may be omitted.]



**Figure 9.10** Data for the self-affine set of Example 9.11. The affine transformations map the square onto selected  $1/p \times 1/q$  rectangles from the  $p \times q$  array

The above example is rather specific in that the affine transformations are all translates of each other. Obtaining a dimension formula for general self-affine sets is an intractable problem. We briefly outline an approach which leads to an expression for the dimension of the attractor of the affine contractions  $S_i(x) = T_i(x) + b_i$  ( $1 \leq i \leq m$ ) for *almost all* sequences of vectors  $b_1, \dots, b_m$ .

Let  $T : \mathbb{R}^n \rightarrow \mathbb{R}^n$  be a linear mapping that is contracting and non-singular. The *singular values*  $1 > \alpha_1 \geq \alpha_2 \geq \dots \geq \alpha_n > 0$  of  $T$  may be defined in two ways: they are the lengths of the principal semi-axes of the ellipsoid  $T(B)$  where



**Figure 9.11** Construction of a self-affine set of the type considered in Example 9.11. Such sets may have different Hausdorff and box dimensions

$B$  is the unit ball in  $\mathbb{R}^n$ , and they are the positive square roots of the eigenvalues of  $T^*T$ , where  $T^*$  is the adjoint of  $T$ . Thus the singular values reflect the contractive effect of  $T$  in different directions. For  $0 \leq s \leq n$  we define the *singular value function*

$$\varphi^s(T) = \alpha_1 \alpha_2 \cdots \alpha_{r-1} \alpha_r^{s-r+1} \quad (9.22)$$

where  $r$  is the integer for which  $r-1 < s \leq r$ . Then  $\varphi^s(T)$  is continuous and strictly decreasing in  $s$ . Moreover, for fixed  $s$ ,  $\varphi^s$  may be shown to be submultiplicative, i.e.

$$\varphi^s(TU) \leq \varphi^s(T)\varphi^s(U)$$

for any linear mappings  $T$  and  $U$ . We introduce the  $k$ th level sums  $\Sigma_k^s \equiv \sum_{\mathcal{I}_k} \varphi^s(T_{i_1} \circ \cdots \circ T_{i_k})$  where  $\mathcal{I}_k$  denotes the set of all  $k$ -term sequences  $(i_1, \dots, i_k)$  with  $1 \leq i_j \leq m$ . For fixed  $s$

$$\begin{aligned} \Sigma_{k+q}^s &= \sum_{\mathcal{I}_{k+q}} \varphi^s(T_{i_1} \circ \cdots \circ T_{i_{k+q}}) \\ &\leq \sum_{\mathcal{I}_{k+q}} \varphi^s(T_{i_1} \circ \cdots \circ T_{i_k}) \varphi^s(T_{i_{k+1}} \circ \cdots \circ T_{i_{k+q}}) \\ &= \left( \sum_{\mathcal{I}_k} \varphi^s(T_{i_1} \circ \cdots \circ T_{i_k}) \right) \left( \sum_{\mathcal{I}_q} \varphi^s(T_{i_1} \circ \cdots \circ T_{i_q}) \right) = \Sigma_k^s \Sigma_q^s \end{aligned}$$

i.e. the sequence  $\Sigma_k^s$  is submultiplicative in  $k$ . By a standard property of submultiplicative sequences,  $(\Sigma_k^s)^{1/k}$  converges to a number  $\Sigma_\infty^s$  as  $k \rightarrow \infty$ . Since  $\varphi^s$  is decreasing in  $s$ , so is  $\Sigma_\infty^s$ . Provided that  $\Sigma_\infty^n \leq 1$ , there is a unique  $s$ , which we denote by  $d(T_1, \dots, T_m)$ , such that  $1 = \Sigma_\infty^s = \lim_{k \rightarrow \infty} (\sum_{\mathcal{I}_k} \varphi^s(T_{i_1} \circ \cdots \circ T_{i_k}))^{1/k}$ . Equivalently

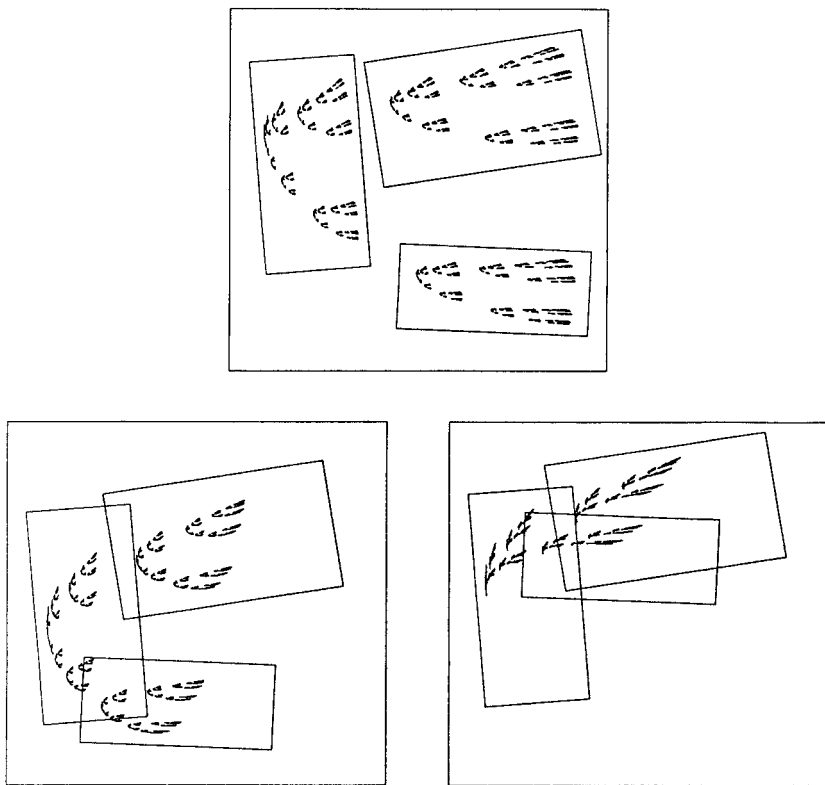
$$d(T_1, \dots, T_m) = \inf \left\{ s : \sum_{k=1}^{\infty} \sum_{\mathcal{I}_k} \varphi^s(T_{i_1} \circ \cdots \circ T_{i_k}) < \infty \right\}. \quad (9.23)$$

### Theorem 9.12

Let  $T_1, \dots, T_m$  be linear contractions and let  $y_1, \dots, y_m \in \mathbb{R}^n$  be vectors. If  $F$  is the self-affine set satisfying

$$F = \bigcup_{i=1}^m (T_i(F) + y_i)$$

then  $\dim_H F = \dim_B F \leq d(T_1, \dots, T_m)$ . If  $|T_i(x) - T_i(y)| \leq c|x - y|$  for all  $i$  where  $0 < c < \frac{1}{2}$ , then equality holds for almost all  $(y_1, \dots, y_m) \in \mathbb{R}^{nm}$  in the sense of  $nm$ -dimensional Lebesgue measure.



**Figure 9.12** Each of the fractals depicted above is the attractor of the set of transformations that map the square onto the three rectangles. The affine transformations for each fractal differ only by translations, so by Theorem 9.12 the three fractals all have the same dimension (unless we have been very unlucky in our positioning!). A computation gives this common value of Hausdorff and box dimension as about 1.42

*Partial proof.* We show that  $\dim_H F \leq d(T_1, \dots, T_m)$  for all  $y_1, \dots, y_m$ . Write  $S_i$  for the contracting affine transformation  $S_i(x) = T_i(x) + y_i$ . Let  $B$  be a large ball so that  $S_i(B) \subset B$  for all  $i$ . Given  $\delta > 0$  we may choose  $k$  large enough to get  $|S_{i_1} \circ \dots \circ S_{i_k}(B)| < \delta$  for every  $k$ -term sequence  $(i_1, \dots, i_k) \in \mathcal{I}_k$ . By (9.6)  $F \subset \bigcup_{\mathcal{I}_k} S_{i_1} \circ \dots \circ S_{i_k}(B)$ . But  $S_{i_1} \circ \dots \circ S_{i_k}(B)$  is a translate of the ellipsoid  $T_{i_1} \circ \dots \circ T_{i_k}(B)$  which has principal axes of lengths  $\alpha_1|B|, \dots, \alpha_n|B|$ , where  $\alpha_1, \dots, \alpha_n$  are the singular values of  $T_{i_1} \circ \dots \circ T_{i_k}$ . Thus  $S_{i_1} \circ \dots \circ S_{i_k}(B)$  is contained in a rectangular parallelepiped  $P$  of side lengths  $\alpha_1|B|, \dots, \alpha_n|B|$ . If  $0 \leq s \leq n$  and  $r$  is the least integer greater than or equal to  $s$ , we may divide  $P$  into at most

$$\left(\frac{2\alpha_1}{\alpha_r}\right) \left(\frac{2\alpha_2}{\alpha_r}\right) \dots \left(\frac{2\alpha_{r-1}}{\alpha_r}\right) \leq 2^n \alpha_1 \dots \alpha_{r-1} \alpha_r^{1-r}$$

cubes of side  $\alpha_r|B| < \delta$ . Hence  $S_{i_1} \circ \dots \circ S_{i_k}(B)$  may be covered by a collection of cubes  $U_i$  with  $|U_i| < \delta\sqrt{n}$  such that

$$\begin{aligned} \sum_i |U_i|^s &\leq 2^n \alpha_1 \dots \alpha_{r-1} \alpha_r^{1-r} \alpha_r^s |B|^s \\ &\leq 2^n |B|^s \varphi^s(T_{i_1} \circ \dots \circ T_{i_k}). \end{aligned}$$

Taking such a cover of  $S_{i_1} \circ \dots \circ S_{i_k}(B)$  for each  $(i_1, \dots, i_k) \in \mathcal{I}_k$  it follows that

$$\mathcal{H}_{\delta\sqrt{n}}^s(F) \leq 2^n |B|^s \sum_{\mathcal{I}_k} \varphi^s(T_{i_1} \circ \dots \circ T_{i_k}).$$

But  $k \rightarrow \infty$  as  $\delta \rightarrow 0$ , so by (9.23),  $\mathcal{H}^s(F) = 0$  if  $s > d(T_1, \dots, T_m)$ . Thus  $\dim_{\mathbb{H}} F \leq d(T_1, \dots, T_m)$ .

The lower estimate for  $\dim_{\mathbb{H}} F$  may be obtained using the potential theoretic techniques of Section 4.3. We omit the somewhat involved details.  $\square$

One consequence of this theorem is that, unless we have been unfortunate enough to hit on an exceptional set of parameters, the fractals in figure 9.12 all have the same dimension, estimated at about 1.42.

## 9.5 Applications to encoding images

In this chapter, we have seen how a small number of contractions can determine objects of a highly intricate fractal structure. This has applications to data compression—if a complicated picture can be encoded by a small amount of information, then the picture can be transmitted or stored very efficiently.

It is desirable to know which objects can be represented as, or approximated by, attractors of an iterated function system, and also how to find contractions that lead to a good representation of a given object. Clearly, the possibilities using, say, three or four transformations are limited by the small number of parameters at our disposal. Such sets are also likely to have a highly repetitive structure.


However, a little experimentation drawing self-affine sets on a computer (see end of Section 9.1) can produce surprisingly good pictures of naturally occurring objects such as ferns, grasses, trees, clouds, etc. The fern and tree in figure 9.13 are the attractors of just four and six affine transformations, respectively. Self-similarity and self-affinity are indeed present in nature.

The following theorem, sometimes known as the collage theorem, gives an idea of how good an approximation a set is to the attractor of an IFS.

### Theorem 9.13

*Let  $\{S_1, \dots, S_m\}$  be an IFS and suppose that  $|S_i(x) - S_i(y)| \leq c|x - y|$  for all  $x, y \in \mathbb{R}^n$  and all  $i$ , where  $c < 1$ . Let  $E \subset \mathbb{R}^n$  be any non-empty compact*





**Figure 9.13** The fern (a) and tree (b) are the attractors of just four and six affine transformations, respectively

set. Then

$$d(E, F) \leq d\left(E, \bigcup_{i=1}^m S_i(E)\right) \frac{1}{(1-c)} \quad (9.24)$$

where  $F$  is the attractor for the IFS, and  $d$  is the Hausdorff metric.

*Proof.* Using the triangle inequality for the Hausdorff metric followed by the definition (9.2) of the attractor

$$\begin{aligned} d(E, F) &\leq d\left(E, \bigcup_{i=1}^m S_i(E)\right) + d\left(\bigcup_{i=1}^m S_i(E), F\right) \\ &= d\left(E, \bigcup_{i=1}^m S_i(E)\right) + d\left(\bigcup_{i=1}^m S_i(E), \bigcup_{i=1}^m S_i(F)\right) \\ &\leq d\left(E, \bigcup_{i=1}^m S_i(E)\right) + cd(E, F) \end{aligned}$$

by (9.5), as required.  $\square$

A consequence of Theorem 9.13 is that any compact subset of  $\mathbb{R}^n$  can be approximated arbitrarily closely by a self-similar set.

**Corollary 9.14**

*Let  $E$  be a non-empty compact subset of  $\mathbb{R}^n$ . Given  $\delta > 0$  there exist contracting similarities  $S_1, \dots, S_m$  with attractor  $F$  satisfying  $d(E, F) < \delta$ .*

*Proof.* Let  $B_1, \dots, B_m$  be a collection of balls that cover  $E$  and which have centres in  $E$  and radii at most  $\frac{1}{4}\delta$ . Then  $E \subset \bigcup_{i=1}^m B_i \subset E_{\delta/4}$ , where  $E_{\delta/4}$  is the  $\frac{1}{4}\delta$ -neighbourhood of  $E$ . For each  $i$ , let  $S_i$  be any contracting similarity of ratio less than  $\frac{1}{2}$  that maps  $E$  into  $B_i$ . Then  $S_i(E) \subset B_i \subset (S_i(E))_{\delta/2}$ , so  $(\bigcup_{i=1}^m S_i(E)) \subset E_{\delta/4}$  and  $E \subset \bigcup_{i=1}^m (S_i(E))_{\delta/2}$ . By definition of the Hausdorff metric,  $d(E, \bigcup_{i=1}^m S_i(E)) \leq \frac{1}{2}\delta$ . It follows from (9.24) that  $d(E, F) < \delta$  where  $F$  is the attractor.  $\square$

The approximation by the IFS attractor given by the above proof is rather coarse—it is likely to yield a very large number of contractions that take little account of the fine structure of  $E$ . A rather more subtle approach is required to obtain convincing images with a small number of transformations. One method which often gives good results is to draw a rough outline of the object and then cover it, as closely as possible, by a number of smaller similar (or affine) copies. The similarities (or affinities) thus determined may be used to compute an attractor which may be compared with the object being modelled. Theorem 9.13 guarantees that the attractor will be a good approximation if the union of the smaller copies is close to the object. A trial and error process allows modification and improvements to the picture.

More complex objects may be built up by superposition of the invariant sets of several different sets of transformations.

Ideally, it would be desirable to have a ‘camera’ which could be pointed at an object to produce a ‘photograph’ consisting of a specified number of affine transformations whose attractor is a good approximation to the object. Obviously, the technical problems involved are considerable. One approach is to scan the object to estimate various geometric parameters, and use these to impose restrictions on the transformations.

For example, for a ‘natural fractal’ such as a fern, we might estimate the dimension by a box-counting method. The assumption that the similarities or affinities sought must provide an attractor of this dimension gives, at least theoretical, restrictions on the possible set of contractions, using results such as Theorem 9.3 or 9.12. In practice, however, such information is rather hard to utilize, and we certainly need many further parameters for it to be of much use.

Very often, attractors in the plane that provide good pictures of physical objects will have positive area, so will not be fractals in the usual sense. Nevertheless, such sets may well be bounded by fractal curves, a feature that adds realism to pictures of natural objects. However, fractal properties of boundaries of invariant sets seem hard to analyse.

These ideas may be extended to provide shaded or coloured images, by assigning a probability  $p_i$  to each of the contractions  $S_i$ , where  $0 < p_i < 1$  and  $\sum_{i=1}^m p_i = 1$ . Without going into details, these data define a mass distribution

$\mu$  on the attractor  $F$  such that  $\mu(A) = \sum_{i=1}^m p_i \mu(S_i^{-1}(A))$ , and the set may be shaded, or even coloured, according to the local density of  $\mu$ .

This leads to the following modification of the second method of drawing attractors mentioned at the end of Section 9.1. Let  $x_0$  be any initial point. We choose  $S_{j_1}$  from  $S_1, \dots, S_m$  at random in such a way that the probability of choosing  $S_i$  is  $p_i$ , and let  $x_1 = S_{j_1}(x_0)$ . We continue in this way, so that  $x_k = S_{j_k}(x_{k-1})$  where  $S_{j_k}$  equals  $S_i$  with probability  $p_i$ . Plotting the sequence  $\{x_k\}$  (after omitting the first 100 terms, say) gives a rendering of the attractor  $F$ , but in such a way that a proportion  $p_{i_1} \dots p_{i_q}$  of the points tends to lie in the part  $S_{i_1} \circ \dots \circ S_{i_q}(F)$  for each  $i_1, \dots, i_q$ . This variable point density provides a direct shading of  $F$ . Alternatively, the colour of a point of  $F$  can be determined by some rule, which depends on the number of  $\{x_k\}$  falling close to each point. The computer artist may care to experiment with the endless possibilities that this method provides—certainly, some very impressive colour pictures have been produced using relatively few transformations.

It is perhaps appropriate to end this section with some of the ‘pros and cons’ of representing images using iterated function systems. By utilizing the self-similarity and repetition in nature, and, indeed, in man-made objects, the method often enables scenes to be described by a small number (perhaps fewer than 100) of contractions and probabilities in an effective manner. This represents an enormous compression of information compared, for example, with that required to detail the colour in each square of a fine mesh. The corresponding disadvantage is that there is a high correlation between different parts of the picture—the method is excellent for giving an overall picture of a tree, but is no use if the exact arrangement of the leaves on different branches is important. Given a set of affine contractions, reproduction of the image is computationally straightforward, is well-suited to parallel computation, and is stable—small changes in the contractions lead to small changes in the attractor. The contractions define the image at arbitrarily small scales, and it is easy to produce a close-up of a small region. At present, the main disadvantage of the method is the difficulty of obtaining a set of contractions to represent a given object or picture.

## 9.6 Notes and references

The first systematic account of what are now known as iterated function systems is that of Hutchinson (1981), though similar ideas were around earlier. The derivation of the formula for the dimension of self-similar sets was essentially given by Moran (1946). Computer pictures of self-similar sets and attractors of other IFSs are widespread, the works of Mandelbrot (1982), Dekking (1982), Peitgen, Jürgens and Saupe (1992) and Barnsley (1993) contain many interesting and beautiful examples.


For details of the thermodynamic formalism and material relating to Theorem 9.9, see Ruelle (1983), Bedford (1991), Beck and Schlögl (1993), Falconer (1997) and Pesin (1997).

A discussion of self-affine sets is given by Mandelbrot (1986) and a survey on their dimension properties by Peres and Solomyak (2000). Full details of Example 9.11 are given by McMullen (1984) and of Theorem 9.12 by Falconer (1988) and Solomyak (1998).

These ideas have been extended in many directions: for example, for IFSs with infinitely many transformations see Mauldin and Urbański (1996, 1999), and for graph directed constructions see Mauldin and Williams (1988).

Applications to image compression and encoding are described by Barnsley (1993), Barnsley and Hurd (1993) and Fisher (1995).

## Exercises

- 9.1 Verify that the Hausdorff metric satisfies the conditions for a metric.
- 9.2 Find a pair of similarity transformations on  $\mathbb{R}$  for which the interval  $[0, 1]$  is the attractor. Now find infinitely many such pairs of transformations.
- 9.3 Find sets of (i) four and (ii) three similarity transformations on  $\mathbb{R}$  for which the middle third Cantor set is the attractor. Check that (9.13) has solution  $\log 2 / \log 3$  in each case.
- 9.4 Write down (using matrix notation) the four basic similarity transformations that define the von Koch curve (figure 0.2). Find an open set for which the open set condition holds and deduce from Theorem 9.3 that the von Koch curve does indeed have box and Hausdorff dimension of  $\log 4 / \log 3$ .
- 9.5 Find an IFS for the set depicted in figure 0.5 and deduce that it has Hausdorff and box dimensions given by  $4(\frac{1}{4})^s + (\frac{1}{2})^s = 1$ .
- 9.6 Sketch the first few steps in the construction of a self-similar set with generator . What are the Hausdorff and box dimensions of this fractal? (The stem of the T is one quarter of the total length of the top.)
- 9.7 Let  $F$  be the set obtained by a Cantor-type construction in which each interval is replaced by two intervals, one of a quarter of the length at the left-hand end, and one of half the length at the right-hand end. Thus  $E_0$  is the interval  $[0, 1]$ ,  $E_1$  consists of the intervals  $[0, \frac{1}{4}]$  and  $[\frac{1}{2}, 1]$ , etc. Find an IFS with attractor  $F$ , and thus find the Hausdorff and box dimensions of  $F$ .
- 9.8 Describe the attractors of the following IFSs on  $\mathbb{R}$ .
  - (i)  $S_1(x) = \frac{1}{4}x$ ,  $S_2(x) = \frac{1}{4}x + \frac{3}{4}$ ;
  - (ii)  $S_1(x) = \frac{1}{2}x$ ,  $S_2(x) = \frac{1}{2}x + \frac{1}{2}$ ;
  - (iii)  $S_1(x) = \frac{2}{3}x$ ,  $S_2(x) = \frac{2}{3}x + \frac{1}{3}$ .
- 9.9 Divide the unit square  $E_0$  into  $p^2$  squares of side  $1/p$  in the obvious way and choose some  $m$  of these squares to form  $E_1$ . Let  $S_i$  ( $1 \leq i \leq m$ ) be similarity transformations that map  $E_0$  onto each of these squares. Show that the attractor  $F$  of the IFS so defined has  $\dim_H F = \dim_B F = \log m / \log p$ .
- 9.10 Let  $S_1, S_2 : [0, 1] \rightarrow [0, 1]$  be given by  $S_1(x) = x/(2+x)$  and  $S_2(x) = 2/(2+x)$ . Show that the attractor  $F$  of this IFS satisfies  $0.52 < \dim_H F < 0.81$ .
- 9.11 Show that any self-similar set  $F$  satisfying the conditions of Theorem 9.3 has  $c_1 \leq \underline{D}(F, x) \leq \overline{D}(F, x) \leq c_2$  for all  $x \in F$ , where  $c_1$  and  $c_2$  are positive constants. (See equations (5.2) and (5.3) for the definition of the densities.)

- 9.12 Let  $S_1, \dots, S_m$  be bi-Lipschitz contractions on a subset  $D$  of  $\mathbb{R}^n$  and let  $F$  be the attractor satisfying (9.2). Show that, if  $V$  is any open set intersecting  $F$ , then  $F$  and  $F \cap V$  have equal Hausdorff, equal upper box and equal lower box dimensions. Deduce from Corollary 3.9 that  $\dim_p F = \overline{\dim}_B F$ .
- 9.13 Verify the Hausdorff dimension formula in Example 9.11 in the cases (a) where  $N_j = N$  for  $1 \leq j \leq p$  and (b) where  $N_j = N$  or 0 for  $1 \leq j \leq p$ , where  $N$  is an integer with  $1 < N < q$ . (Hint: see Example 7.13.)
- 9.14 Find the Hausdorff and box dimensions of the set in figure 9.11.
- 9.15 Write a computer program to draw self-similar sets in the plane, given a generator of the set.
- 9.16 Write a computer program to draw the attractor of a given collection of contractions of a plane region (see the end of Section 9.1). Examine the attractors of similarities, affinities and try some non-linear transformations. If you are feeling really enterprising, you might write a program to estimate the dimension of these sets using a box-counting method.

# Chapter 10 Examples from number theory

Fractals can often be defined in number theoretic terms; for instance, the middle third Cantor set consists of the numbers between 0 and 1 which have a base-3 expansion containing only the digits 0 and 2. We examine three classes of fractals that occur in classical number theory—these examples serve to illustrate some of the ideas encountered earlier in the book.

## 10.1 Distribution of digits of numbers

In this section we consider base- $m$  expansions of real numbers, where  $m \geq 2$  is a fixed integer. Let  $p_0, p_1, \dots, p_{m-1}$  be ‘proportions’ summing to 1, so that  $0 < p_i < 1$  and  $\sum_{i=0}^{m-1} p_i = 1$ . Let  $F(p_0, \dots, p_{m-1})$  be the set of numbers  $x$  in  $[0, 1)$  with base- $m$  expansions containing the digits  $0, 1, \dots, m-1$  in proportions  $p_0, \dots, p_{m-1}$  respectively. More precisely, if  $n_j(x|_k)$  denotes the number of times the digit  $j$  occurs in the first  $k$  places of the base- $m$  expansion of  $x$ , then

$$F(p_0, \dots, p_{m-1}) = \{x \in [0, 1) : \lim_{k \rightarrow \infty} n_j(x|_k)/k = p_j \text{ for all } j = 0, \dots, m-1\}. \quad (10.1)$$

Thus we think of  $F(\frac{1}{3}, \frac{2}{3})$  as the set of numbers with ‘two thirds’ of their base-2 digits being 1 and the rest being 0.

It is well-known that almost all numbers (in the sense of Lebesgue measure) are *normal* to all bases; that is, they have base- $m$  expansions containing equal proportions of the digits  $0, 1, \dots, m-1$  for all  $m$ . In our notation,  $F(m^{-1}, \dots, m^{-1})$  has Lebesgue measure 1, and therefore dimension 1, for all  $m$ . Paradoxically, no specific example of a number that is normal to all bases has ever been exhibited. We may use Hausdorff dimension to describe the size of the sets  $F(p_0, \dots, p_{m-1})$  when the  $p_j$  are not all equal. (Such sets are dense in  $[0, 1)$  so have box dimension 1.)

A mass distribution technique is used in the following proof—the mass distribution occurs naturally as a probability measure. Note that we adopt the usual convention that  $0 \times \log 0 = 0$ .

**Proposition 10.1**

With  $F = F(p_0, \dots, p_{m-1})$  as above,

$$\dim_{\text{H}} F = -\frac{1}{\log m} \sum_{i=0}^{m-1} p_i \log p_i.$$

*Proof.* The proof is best thought of probabilistically. We imagine that base- $m$  numbers  $x = 0.i_1i_2\dots$  are selected at random in such a way that the  $k$ th digit  $i_k$  takes the value  $j$  with probability  $p_j$ , independently for each  $k$ . Thus we take  $[0, 1)$  as our sample space and define a probability measure  $\mathbf{P}$  on subsets of  $[0, 1)$  such that if  $I_{i_1, \dots, i_k}$  is the  $k$ th level basic interval containing the numbers with base- $m$  expansion beginning  $0.i_1 \dots i_k$  then the probability of a number being in this interval is

$$\mathbf{P}(I_{i_1, \dots, i_k}) = p_{i_1} \cdots p_{i_k}. \quad (10.2)$$

Given  $j$ , the events ‘the  $k$ th digit of  $x$  is a  $j$ ’ are independent for  $k = 1, 2, \dots$ . A consequence of the strong law of large numbers (see Exercise 1.27) is that, with probability 1, the proportion of occurrences of an event in a number of repeated independent trials tends to the probability of the event occurring. Thus, with probability 1,

$$\frac{1}{k} n_j(x|_k) = \frac{1}{k} (\text{number of occurrences of } j \text{ in the first } k \text{ digits}) \rightarrow p_j$$

as  $k \rightarrow \infty$  for all  $j$ . Hence  $\mathbf{P}(F) = 1$ . We write  $I_k(x) = I_{i_1, \dots, i_k}$  for the  $k$ th level interval (of length  $m^{-k}$ ) to which  $x$  belongs. For a fixed  $y$ , the probability that  $x \in I_k(y)$  is given by

$$\log \mathbf{P}(I_k(y)) = n_0(y|_k) \log p_0 + \cdots + n_{m-1}(y|_k) \log p_{m-1}$$

by taking logarithms of (10.2). If  $y \in F$  then  $n_j(y|_k)/k \rightarrow p_j$  as  $k \rightarrow \infty$  for each  $j$ , so

$$\begin{aligned} \frac{1}{k} \log \frac{\mathbf{P}(I_k(y))}{|I_k(y)|^s} &= \frac{1}{k} \log \mathbf{P}(I_k(y)) - \frac{1}{k} \log m^{-ks} \\ &\rightarrow \sum_{i=0}^{m-1} p_i \log p_i + s \log m. \end{aligned}$$

Hence, for all  $y$  in  $F$ , the ‘interval density’

$$\lim_{k \rightarrow \infty} \frac{\mathbf{P}(I_k(y))}{|I_k(y)|^s} = \begin{cases} 0 & \text{if } s < \theta \\ \infty & \text{if } s > \theta \end{cases}$$

where

$$\theta = -\frac{1}{\log m} \sum_{i=0}^{m-1} p_i \log p_i.$$

We are now virtually in the situation of Proposition 4.9. The same results hold and may be proved in the same way, if the ‘spherical densities’  $\lim_{r \rightarrow 0} \mu(B(x, r))/r^s$  are replaced by these interval densities. Thus  $\mathcal{H}^s(F) = \infty$  if  $s < \theta$  and  $\mathcal{H}^s(F) = 0$  if  $s > \theta$ , as required.  $\square$

## 10.2 Continued fractions

Instead of defining sets of numbers in terms of base- $m$  expansions, we may use continued fraction expansions. Any number  $x$  that is not an integer may be written as

$$x = a_0 + 1/x_1$$

where  $a_0$  is an integer and  $x_1 > 1$ . Similarly, if  $x_1$  is not an integer, then

$$x_1 = a_1 + 1/x_2$$

with  $x_2 > 1$ , so

$$x = a_0 + 1/(a_1 + 1/x_2).$$

Proceeding in this way,

$$x = a_0 + 1/(a_1 + 1/(a_2 + 1/(\cdots + 1/(a_{k-1} + 1/x_k))))$$

for each  $k$ , provided that at no stage is  $x_k$  an integer. We call the sequence of integers  $a_0, a_1, a_2, \dots$  the *partial quotients* of  $x$ , and write

$$x = a_0 + \frac{1}{a_1 + \frac{1}{a_2 + \frac{1}{a_3 + \cdots}}}$$

for the *continued fraction expansion* of  $x$ . This expansion terminates if and only if  $x$  is rational, otherwise taking a finite number of terms,

$$a_0 + 1/(a_1 + 1/(a_2 + 1/(\cdots + 1/a_k)))$$

provides a sequence of rational approximations to  $x$  which converge to  $x$  as  $k \rightarrow \infty$ . (Continued fractions are, in fact, closely allied to the theory of Diophantine approximation; see Section 10.3.)

Examples of continued fractions include

$$\begin{aligned}\sqrt{2} &= 1 + \frac{1}{2 + \frac{1}{2 + \frac{1}{2 + \cdots}}} \\ \sqrt{3} &= 1 + \frac{1}{1 + \frac{1}{2 + \frac{1}{1 + \frac{1}{2 + \cdots}}}}.\end{aligned}$$

More generally, any quadratic surd (i.e. root of a quadratic equation with integer coefficients) has eventually periodic partial quotients.



Sets of numbers defined by conditions on their partial quotients may be thought of as fractal attractors of certain iterated function systems, as the following example illustrates.

### Example 10.2

*Let  $F$  be the set of positive real numbers  $x$  with non-terminating continued fraction expressions which have all partial quotients equal to 1 or 2. Then  $F$  is a fractal with  $0.44 < \dim_H F < 0.66$ .*

*Proof.* It is easy to see that  $F$  is closed (since its complement is open) and bounded (since  $F \subset [1, 3]$ ). Moreover,  $x \in F$  precisely when  $x = 1 + 1/y$  or  $x = 2 + 1/y$  with  $y \in F$ . Letting  $S_1(x) = 1 + 1/x$  and  $S_2(x) = 2 + 1/x$ , it follows that  $F = S_1(F) \cup S_2(F)$ ; in other words,  $F$  is the attractor of the iterated function system  $\{S_1, S_2\}$  in the sense of (9.2). In fact  $F$  is just the set analysed in Example 9.8 which we showed to have Hausdorff dimension between 0.44 and 0.66.  $\square$

Computational methods have been developed that enable dimensions of sets defined in terms of continued fraction expansions to be found very accurately. The set  $F$  of Example 10.2 has Hausdorff dimension 0.531280506 ...

Obviously, varying the conditions on the partial quotients will lead to other fractals that are the attractors of certain transformations.

## 10.3 Diophantine approximation

How closely can a given irrational number  $x$  be approximated by a rational  $p/q$  with denominator  $q$  no larger than  $q_0$ ? Diophantine approximation is the study of such problems, which can crop up in quite practical situations (see Section 13.6). A classical theorem of Dirichlet (see Exercise 10.8) states that for every real number  $x$ , there are infinitely many positive integers  $q$  such that

$$\left| x - \frac{p}{q} \right| \leq \frac{1}{q^2}$$

for some integer  $p$ ; such  $p/q$  are ‘good’ rational approximations to  $x$ . Equivalently,

$$\|qx\| \leq q^{-1}$$

for infinitely many  $q$ , where  $\|y\| = \min_{m \in \mathbb{Z}} |y - m|$  denotes the distance from  $y$  to the nearest integer.

There are variations on Dirichlet’s result that apply to *almost all* numbers  $x$ . It may be shown that if  $\psi(q)$  is a decreasing function of  $q$  with  $0 \leq \psi(q)$  then

$$\|qx\| \leq \psi(q) \tag{10.3}$$

is satisfied by infinitely many  $q$  for almost all  $x$  or almost no  $x$  (in the sense of 1-dimensional Lebesgue measure) according to whether  $\sum_{q=1}^{\infty} \psi(q)$  diverges or converges. In the latter case, the set of  $x$  for which (10.3) does have infinitely many solutions not only has Lebesgue measure 0, but is often a fractal.

We speak of a number  $x$  such that

$$\|qx\| \leq q^{1-\alpha} \quad (10.4)$$

for infinitely many positive integers  $q$  as being  $\alpha$ -well approximable. It is natural to ask how large this set of numbers is when  $\alpha > 2$ , and, indeed, whether such irrational numbers exist at all. We prove Jarník's theorem, that the set of  $\alpha$ -well approximable numbers has Hausdorff dimension  $2/\alpha$ .

It is almost immediate from Example 4.7 (check!) that the set of  $\alpha$ -well approximable numbers has dimension at least  $1/\alpha$ . An extra subtlety is required to obtain a value of  $2/\alpha$ . The idea is as follows. Let  $G_q$  be the set of  $x \in [0, 1]$  satisfying (10.4). A factorization argument shows that, if  $n$  is large and  $p_1, p_2$  are primes with  $n < p_1, p_2 \leq 2n$ , then  $G_{p_1}$  and  $G_{p_2}$  are disjoint (except for points very close to 0 or 1). Thus the set

$$H_n = \bigcup_{\substack{p \text{ prime} \\ n < p \leq 2n}} G_p$$

consists of, roughly,  $\sum_{n < p \leq 2n} 1/p \simeq n^2 / \log n$  reasonably regularly spaced intervals of lengths at least  $2(2n)^{-\alpha}$ . We then show that if  $n_k$  is a rapidly increasing sequence, the intersection  $\bigcap_{k=1}^{\infty} H_{n_k}$  has dimension at least  $2/\alpha$ , and note that any number in this intersection lies in infinitely many  $G_p$  and so is  $\alpha$ -well approximable.

### Jarník's theorem 10.3

Suppose  $\alpha > 2$ . Let  $F$  be the set of real numbers  $x \in [0, 1]$  for which the inequality

$$\|qx\| \leq q^{1-\alpha} \quad (10.5)$$

is satisfied by infinitely many positive integers  $q$ . Then  $\dim_{\text{H}} F = 2/\alpha$ .

*\*Proof.* For each  $q$  let  $G_q$  denote the set of  $x \in [0, 1]$  satisfying (10.5). Then  $G_q$  consists of  $q - 1$  intervals of length  $2q^{-\alpha}$  and two 'end' intervals of length  $q^{-\alpha}$ . Clearly,  $F \subset \bigcup_{q=k}^{\infty} G_q$  for each  $k$ , so taking the intervals of  $G_q$  for  $q \geq k$  as a cover of  $F$  gives that  $\mathcal{H}_{\delta}^s(F) \leq \sum_{q=k}^{\infty} (q+1)(2q^{-\alpha})^s$  if  $2k^{-\alpha} \leq \delta$ . If  $s > 2/\alpha$  the series  $\sum_{q=1}^{\infty} (q+1)(2q^{-\alpha})^s$  converges, so  $\lim_{k \rightarrow \infty} \sum_{q=k}^{\infty} (q+1)(2q^{-\alpha})^s = 0$  and  $\mathcal{H}^s(F) = 0$ . Hence  $\dim_{\text{H}} F \leq 2/\alpha$ .

Let  $G'_q$  be the set of  $x \in (q^{-\alpha}, 1 - q^{-\alpha})$  satisfying (10.5), so that  $G'_q$  is just  $G_q$  with the end intervals removed. Let  $n$  be a positive integer, and suppose  $p_1$  and  $p_2$  are prime numbers satisfying  $n < p_1 < p_2 \leq 2n$ . We show that  $G'_{p_1}$  and  $G'_{p_2}$

are disjoint and reasonably well separated. For if  $1 \leq r_1 < p_1$  and  $1 \leq r_2 < p_2$ , then  $p_1 r_2 \neq p_2 r_1$  since  $p_1$  and  $p_2$  are prime. Thus

$$\left| \frac{r_1}{p_1} - \frac{r_2}{p_2} \right| = \frac{1}{p_1 p_2} |p_2 r_1 - p_1 r_2| \geq \frac{1}{p_1 p_2} \geq \frac{1}{4n^2}$$

that is, the distance between the centres of any pairs of intervals from  $G'_{p_1}$  and  $G'_{p_2}$  is at least  $1/4n^2$ . Since these intervals have lengths at most  $2n^{-\alpha}$ , the distance between any point of  $G'_{p_1}$  and any point of  $G'_{p_2}$  is at least  $\frac{1}{4}n^{-2} - 2n^{-\alpha} \geq \frac{1}{8}n^{-2}$  provided that  $n \geq n_0$  for some sufficiently large  $n_0$ . For such  $n$  the set

$$H_n = \bigcup_{\substack{p \text{ prime} \\ n < p \leq 2n}} G'_p$$

is a disjoint union of the intervals in the  $G'_p$ , so  $H_n$  is made up of intervals of lengths at least  $(2n)^{-\alpha}$  which are separated by gaps of lengths at least  $\frac{1}{8}n^{-2}$ . If  $I \subset [0, 1]$  is any interval with  $3/|I| < n < p \leq 2n$  then at least  $p|I|/3 \geq n|I|/3$  of the intervals of  $G'_p$  are completely contained in  $I$ . A version of the prime number theorem states that the number of primes between 2 and  $n$  is asymptotically  $n/\log n$ , so there are at least  $n/(2 \log n)$  primes in the range  $(n, 2n]$  if  $n \geq n_1$ , for some large  $n_1 \geq n_0$ . Thus at least

$$\frac{n^2|I|}{6 \log n} \quad (10.6)$$

intervals of  $H_n$  are contained in  $I$  provided that  $n \geq n_1$  and  $|I| \geq 3/n$ .

To complete the proof, we use Example 4.6. With  $n_1$  as above, let  $n_k = \max\{n_{k-1}^k, 3 \times 2^a n_{k-1}^a\}$ , for  $k = 2, 3, \dots$ , where  $a > \alpha$  is an integer. Let  $E_0 = [0, 1]$  and for  $k = 1, 2, \dots$  let  $E_k$  consist of those intervals of  $H_{n_k}$  that are completely contained in  $E_{k-1}$ . The intervals of  $E_k$  are of lengths at least  $(2n_k)^{-\alpha}$  and are separated by gaps of at least  $\varepsilon_k = \frac{1}{8}n_k^{-2}$ . Using (10.6), each interval of  $E_{k-1}$  contains at least  $m_k$  intervals of  $E_k$ , where

$$m_k = \frac{n_k^2(2n_{k-1})^{-\alpha}}{6 \log n_k} = \frac{cn_k^2 n_{k-1}^{-\alpha}}{\log n_k}$$

if  $k \geq 2$ , where  $c = 2^{-\alpha}/6$ . (We take  $m_1 = 1$ .) By (4.7)

$$\begin{aligned} & \dim_{\text{H}} \left( \bigcap_{k=1}^{\infty} E_k \right) \\ & \geq \lim_{k \rightarrow \infty} \frac{\log[c^{k-2} n_1^{-\alpha} (n_2 \cdots n_{k-2})^{2-\alpha} n_{k-1}^2 (\log n_2)^{-1} \cdots (\log n_{k-1})^{-1}]}{-\log[cn_{k-1}^{-\alpha} (8 \log n_k)^{-1}]} \end{aligned}$$

$$\begin{aligned}
 &= \lim_{k \rightarrow \infty} \frac{\log[c^{k-2} n_1^{-\alpha} (n_2 \cdots n_{k-2})^{2-\alpha} (\log n_2)^{-1} \cdots (\log n_{k-1})^{-1}] + 2 \log n_{k-1}}{-\log(c/8) + \log k (\log n_{k-1}) + \alpha \log n_{k-1}} \\
 &= 2/\alpha
 \end{aligned}$$

since the dominant terms in numerator and denominator are those in  $\log n_{k-1}$ . (Note that  $\log n_k = k \log n_{k-1}$  so  $\log n_k = ck!$  for  $k$  sufficiently large.) If  $x \in E_k \subset H_{n_k}$  for all  $k$ , then  $x$  lies in infinitely many of the  $G'_p$  and so  $x \in F$ . Hence  $\dim_H F \geq 2/\alpha$ .  $\square$

\*[The rest of this section may be omitted.]

Obviously, the set  $F$  of Jarník's theorem is dense in  $[0, 1]$ , with  $\dim_H(F \cap I) = 2/\alpha$  for any interval  $I$ . However, considerably more than this is true,  $F$  is a 'set of large intersection' of the type discussed in Section 8.2, and this has some surprising consequences. For the definition of  $\mathcal{C}^s$ , in the following proposition, see (8.7) and (8.8).

#### Proposition 10.4

*Suppose  $\alpha > 2$ . If  $F$  is the set of positive numbers such that  $\|qx\| \leq q^{1-\alpha}$  for infinitely many  $q$ , then  $F \in \mathcal{C}^s[0, \infty)$  for all  $s < 2/\alpha$ .*

*Note on proof.* This follows the proof of Jarník's Theorem 10.3 up to the definition of  $H_n$ . Then a combination of the method of Example 8.9 and prime number theorem estimates are used to show that  $\lim_{n \rightarrow \infty} \mathcal{H}_\infty^s(I \cap H_n) = \mathcal{H}_\infty^s(I)$ . Slightly different methods are required to estimate the number of intervals of  $H_n$  that can intersect a covering interval  $U$ , depending on whether  $|I| < 1/n$  or  $|I| \geq 1/n$ .  $\square$

The first deduction from Proposition 10.4 is that  $\dim_H F = 2/\alpha$ , which we know already from Jarník's Theorem. However, Proposition 8.8 tells us that smooth bijective images of  $F$  are also in  $\mathcal{C}^s$ . Thus if  $s < 2/\alpha$  then  $f(F \cap [a, b])$  is in  $\mathcal{C}^s[f(a), f(b)]$  for any continuously differentiable function  $f : [a, b] \rightarrow \mathbb{R}$  with  $|f'(x)| > c > 0$ . Taking the functions given by  $f_m(x) = x^{1/m}$  we have that  $f_m(F) \cap [1, 2]$  is in  $\mathcal{C}^s[1, 2]$  for  $s < 2/\alpha$ . It follows from Proposition 8.6 that  $\bigcap_{m=1}^\infty f_m(F) \cap [1, 2]$  is in  $\mathcal{C}^s[1, 2]$ , so

$$\dim_H \left( \bigcap_{m=1}^\infty f_m(F) \right) = 2/\alpha.$$

But

$$f_m(F) = \{x : \|qx^m\| \leq q^{1-\alpha} \text{ for infinitely many } q\}$$

so we have shown that the set of  $x$  for which all positive integral powers are  $\alpha$ -well-approximable has Hausdorff dimension  $2/\alpha$ .

Clearly, many variations are possible using different sequences of functions  $f_m$ .

## 10.4 Notes and references

There are many introductory books on number theory, of which the classic by Hardy and Wright (1979) is hard to beat.

The dimensional analysis of the distribution of base- $m$  digits is given in Billingsley (1978). Continued fractions are discussed in most basic texts in number theory. Rogers (1998) and Bumby (1985) discuss dimensional aspects, and Mauldin and Urbański (1999) consider them in the context of IFSs with infinitely many mappings. Hensley (1996) has calculated the Hausdorff dimension of various sets of numbers defined by continued fractions to many decimal places.

Full accounts of Diophantine approximation are to be found in the books of Cassels (1957) and Schmidt (1980). Various proofs of Jarník's theorem have been given by Jarník (1931), Besicovitch (1934), Eggleston (1952) and Kaufman (1981). The book by Bernik and Dodson (1999) discusses many dimensional aspects of Diophantine approximation.

Some novel relations between fractals and number theory may be found in Lapidus and van Frankenhuysen (2000).

## Exercises

- 10.1 Find an IFS of similarities on  $\mathbb{R}$  with attractor  $F$  consisting of those numbers in  $[0, 1]$  whose decimal expansions contain only even digits. Show that  $\dim_H F = \log 5 / \log 10$ .
- 10.2 Show that the set  $F(p_0, \dots, p_{m-1})$  in (10.1) is the attractor of a set of  $m$  similarity transformations in the sense of (9.2). (It is not, of course, compact.)
- 10.3 Find the Hausdorff dimension of the set of numbers whose base-3 expansions have 'twice as many 2s as 1s' (i.e. those  $x$  such that  $2 \lim_{k \rightarrow \infty} n_1(x|_k)/k = \lim_{k \rightarrow \infty} n_2(x|_k)/k$  with both these limits existing).
- 10.4 Find the continued fraction representations of (i)  $41/9$  and (ii)  $\sqrt{5}$ .
- 10.5 What number has continued fraction representation

$$1 + \frac{1}{1 + \frac{1}{1 + \frac{1}{1 + \dots}}}$$

- 10.6 Use the continued fraction representation of  $\sqrt{2}$  (with partial quotients 1, 2, 2, 2, ...) to obtain some good rational approximations to  $\sqrt{2}$ . (In fact, the number obtained by curtailing a partial fraction at the  $k$ th partial quotient gives the best rational approximation by any number with equal or smaller denominator.)
- 10.7 Find an iterated function system whose attractor is the set of positive numbers with infinite continued fraction expansions that have partial quotients containing only the digits 2 and 3. Thus obtain estimates for the Hausdorff and box dimensions of this set.
- 10.8 Let  $x$  be a real number and  $Q$  a positive integer. By considering the set of numbers  $\{rx \pmod{1} : r = 0, 1, \dots, Q\}$ , prove Dirichlet's theorem: i.e. that there is an integer  $q$  with  $0 \leq q \leq Q$  such that  $\|qx\| \leq Q^{-1}$ . Deduce that there are infinitely many positive integers  $q$  such that  $\|qx\| \leq q^{-1}$ .

- 10.9 Let  $n$  and  $d$  be positive integers. Show that if the Diophantine equation  $x^n - dy^n = 1$  has infinitely many solutions  $(x, y)$  with  $x$  and  $y$  positive integers, then  $d^{1/n}$  must be  $n$ -well-approximable.
- 10.10 Fix  $\alpha > 3$ , let  $F$  be the set of  $(x, y)$  in  $\mathbb{R}^2$  such that  $\|qx\| \leq q^{1-\alpha}$  and  $\|qy\| \leq q^{1-\alpha}$  are satisfied simultaneously for infinitely many positive integers  $q$ . Show, in a similar way to the first part of the proof of Theorem 10.3, that  $\dim_{\text{H}} F \leq 3/\alpha$ . (In fact, it may be shown, using a generalization of the remainder of the proof, that  $\dim_{\text{H}} F = 3/\alpha$ .)
- 10.11 Show that the set of real numbers  $x$ , such that  $(x + m)^2$  is  $\alpha$ -well-approximable for all integers  $m$ , has Hausdorff dimension  $2/\alpha$ .

# Chapter 11 Graphs of functions

A variety of interesting fractals, both of theoretical and practical importance, occur as graphs of functions. Indeed, many phenomena display fractal features when plotted as functions of time. Examples include wind speed, levels of reservoirs, population data and prices on the stock market, at least when recorded over fairly long time spans.

## 11.1 Dimensions of graphs

We consider functions  $f : [a, b] \rightarrow \mathbb{R}$ . Under certain circumstances the graph

$$\text{graph } f = \{(t, f(t)) : a \leq t \leq b\}$$

regarded as a subset of the  $(t, x)$ -coordinate plane may be a fractal. (Note that we work with coordinates  $(t, x)$  rather than  $(x, y)$  for consistency with the rest of the book, and because the independent variable is frequently time.) If  $f$  has a continuous derivative, then it is not difficult to see that graph  $f$  has dimension 1 and, indeed, is a regular 1-set, see Section 5.1. The same is true if  $f$  is of bounded variation; that is, if  $\sum_{i=0}^{m-1} |f(t_i) - f(t_{i+1})| \leq \text{constant}$  for all dissections  $0 = t_0 < t_1 < \dots < t_m = 1$ . However, it is possible for a continuous function to be sufficiently irregular to have a graph of dimension strictly greater than 1. Perhaps the best known example is

$$f(t) = \sum_{k=1}^{\infty} \lambda^{(s-2)k} \sin(\lambda^k t)$$

where  $1 < s < 2$  and  $\lambda > 1$ . This function, essentially Weierstrass's example of a continuous function that is nowhere differentiable, has box dimension  $s$ , and is believed to have Hausdorff dimension  $s$ .

We first derive some simple but widely applicable estimates for the box dimension of graphs. Given a function  $f$  and an interval  $[t_1, t_2]$ , we write  $R_f$  for the *maximum range* of  $f$  over an interval,

$$R_f[t_1, t_2] = \sup_{t_1 \leq t, u \leq t_2} |f(t) - f(u)|.$$

**Proposition 11.1**

Let  $f : [0, 1] \rightarrow \mathbb{R}$  be continuous. Suppose that  $0 < \delta < 1$ , and  $m$  is the least integer greater than or equal to  $1/\delta$ . Then, if  $N_\delta$  is the number of squares of the  $\delta$ -mesh that intersect graph  $f$ ,

$$\delta^{-1} \sum_{i=0}^{m-1} R_f[i\delta, (i+1)\delta] \leq N_\delta \leq 2m + \delta^{-1} \sum_{i=0}^{m-1} R_f[i\delta, (i+1)\delta]. \quad (11.1)$$

*Proof.* The number of mesh squares of side  $\delta$  in the column above the interval  $[i\delta, (i+1)\delta]$  that intersect graph  $f$  is at least  $R_f[i\delta, (i+1)\delta]/\delta$  and at most  $2 + R_f[i\delta, (i+1)\delta]/\delta$ , using that  $f$  is continuous. Summing over all such intervals gives (11.1). This is illustrated in figure 11.1.  $\square$

This proposition may be applied immediately to functions satisfying a Hölder condition.

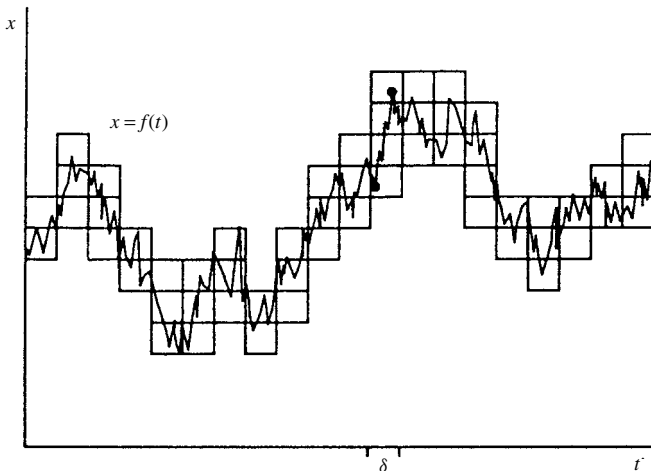
**Corollary 11.2**

Let  $f : [0, 1] \rightarrow \mathbb{R}$  be a continuous function.

(a) Suppose

$$|f(t) - f(u)| \leq c|t - u|^{2-s} \quad (0 \leq t, u \leq 1) \quad (11.2)$$

where  $c > 0$  and  $1 \leq s \leq 2$ . Then  $\mathcal{H}^s(\text{graph } f) < \infty$  and  $\dim_H \text{graph } f \leq \underline{\dim}_B \text{graph } f \leq \overline{\dim}_B \text{graph } f \leq s$ . This remains true provided (11.2) holds when  $|t - u| < \delta$  for some  $\delta > 0$ .



**Figure 11.1** The number of  $\delta$ -mesh squares in a column above an interval of width  $\delta$  that intersect graph  $f$  is approximately the range of  $f$  over that interval divided by  $\delta$ . Summing these numbers gives estimates for the box dimension of graph  $f$



- (b) Suppose that there are numbers  $c > 0$ ,  $\delta_0 > 0$  and  $1 \leq s < 2$  with the following property: for each  $t \in [0, 1]$  and  $0 < \delta \leq \delta_0$  there exists  $u$  such that  $|t - u| \leq \delta$  and

$$|f(t) - f(u)| \geq c\delta^{2-s}. \quad (11.3)$$

Then  $s \leq \underline{\dim}_B \text{graph } f$ .

*Proof*

- (a) It is immediate from (11.2) that  $R_f[t_1, t_2] \leq c|t_1 - t_2|^{2-s}$  for  $0 \leq t_1, t_2 \leq 1$ . With notation as in Proposition 11.1,  $m < (1 + \delta^{-1})$  so by (11.1)

$$N_\delta \leq 2m + \delta^{-1}mc\delta^{2-s} \leq (1 + \delta^{-1})(2 + c\delta^{-1}\delta^{2-s}) \leq c_1\delta^{-s}$$

where  $c_1$  is independent of  $\delta$ . The result now follows from Proposition 4.1.

- (b) In the same way, (11.3) implies that  $R_f[t_1, t_2] \geq c|t_1 - t_2|^{2-s}$ . Since  $\delta^{-1} \leq m$ , we have from (11.1) that

$$N_\delta \geq \delta^{-1}mc\delta^{2-s} \geq h\delta^{-1}\delta^{-1}c\delta^{2-s} = c\delta^{-s}$$

so Equivalent definition 3.1(iii) gives  $s \leq \underline{\dim}_B \text{graph } f$ .  $\square$

Unfortunately, lower bounds for the Hausdorff dimension of graphs are generally very much more awkward to find than box dimensions.

### Example 11.3. The Weierstrass function

Fix  $\lambda > 1$  and  $1 < s < 2$ . Define  $f : [0, 1] \rightarrow \mathbb{R}$  by

$$f(t) = \sum_{k=1}^{\infty} \lambda^{(s-2)k} \sin(\lambda^k t). \quad (11.4)$$

Then, provided  $\lambda$  is large enough,  $\dim_B \text{graph } f = s$ .

*Calculation.* Given  $0 < h < \lambda^{-1}$ , let  $N$  be the integer such that

$$\lambda^{-(N+1)} \leq h < \lambda^{-N}. \quad (11.5)$$

Then

$$\begin{aligned} |f(t+h) - f(t)| &\leq \sum_{k=1}^N \lambda^{(s-2)k} |\sin(\lambda^k(t+h)) - \sin(\lambda^k t)| \\ &\quad + \sum_{k=N+1}^{\infty} \lambda^{(s-2)k} |\sin(\lambda^k(t+h)) - \sin(\lambda^k t)| \\ &\leq \sum_{k=1}^N \lambda^{(s-2)k} \lambda^k h + \sum_{k=N+1}^{\infty} 2\lambda^{(s-2)k} \end{aligned}$$

using that  $|\sin u - \sin v| \leq |u - v|$  (a consequence of the mean-value theorem) on the first  $N$  terms of the sum, and that  $|\sin u| \leq 1$  on the remaining terms. Summing these geometric series,

$$\begin{aligned} |f(t+h) - f(t)| &\leq \frac{h\lambda^{(s-1)N}}{1 - \lambda^{1-s}} + \frac{2\lambda^{(s-2)(N+1)}}{1 - \lambda^{s-2}} \\ &\leq ch^{2-s} \end{aligned}$$

where  $c$  is independent of  $h$ , using (11.5). Corollary 11.2(a) now gives that  $\underline{\dim}_B \text{graph } f \leq s$ .

In the same way, but splitting the sum into three parts—the first  $N-1$  terms, the  $N$ th term, and the rest—we get that

$$\begin{aligned} |f(t+h) - f(t) - \lambda^{(s-2)N}(\sin \lambda^N(t+h) - \sin \lambda^N t)| \\ \leq \frac{\lambda^{(s-2)N-s+1}}{1 - \lambda^{1-s}} + \frac{2\lambda^{(s-2)(N+1)}}{1 - \lambda^{s-2}} \end{aligned} \quad (11.6)$$

if  $\lambda^{-(N+1)} \leq h < \lambda^{-N}$ .

Suppose  $\lambda > 2$  is large enough for the right-hand side of (11.6) to be less than  $\frac{1}{20}\lambda^{(s-2)N}$  for all  $N$ . For  $\delta < \lambda^{-1}$ , take  $N$  such that  $\lambda^{-N} \leq \delta < \lambda^{-(N-1)}$ . For each  $t$ , we may choose  $h$  with  $\lambda^{-(N+1)} \leq h < \lambda^{-N} < \delta$  such that  $|\sin \lambda^N(t+h) - \sin \lambda^N t| > \frac{1}{10}$ , so by (11.6)

$$|f(t+h) - f(t)| \geq \frac{1}{10}\lambda^{(s-2)N} - \frac{1}{20}\lambda^{(s-2)N} = \frac{1}{20}\lambda^{(s-2)N} \geq \frac{1}{20}\lambda^{s-2}\delta^{2-s}.$$

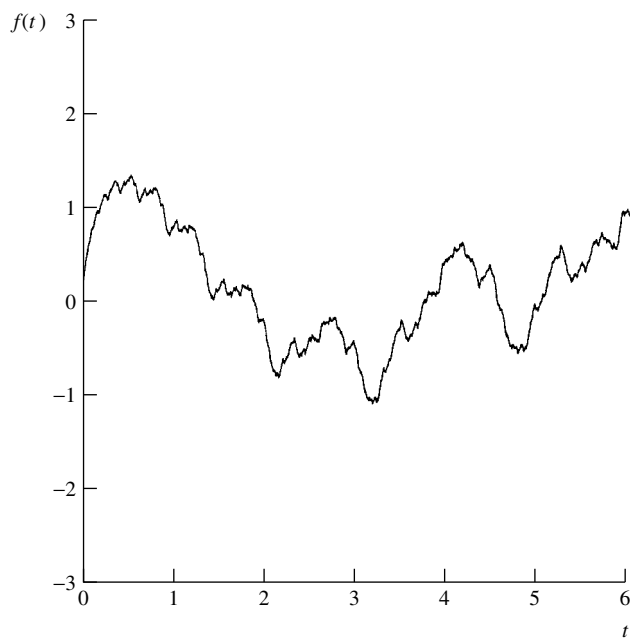
It follows from Corollary 11.2(b) that  $\underline{\dim}_B \text{graph } f \geq s$ .  $\square$

Various cases of the Weierstrass function are shown in figure 11.2.

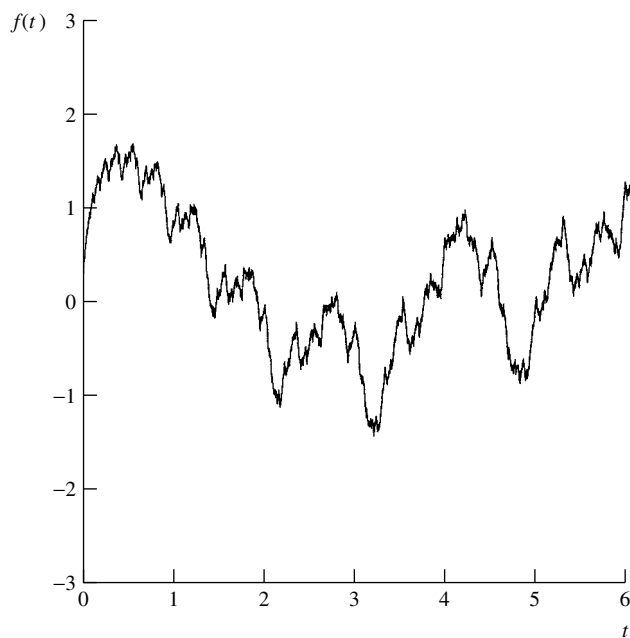
It is immediate from the above estimate that the Hausdorff dimension of the graph of the Weierstrass function (11.4) is at most  $s$ . It is widely believed that it equals  $s$ , at least for ‘most’ values of  $\lambda$ . This has not yet been proved rigorously—it could be that there are coverings of the graph of the function by sets of widely varying sizes that give a smaller value. Even to show that  $\dim_H \text{graph } f > 1$  is not trivial. The known lower bounds come from mass distribution methods depending on estimates for  $\mathcal{L}\{t : (t, f(t)) \in B\}$  where  $B$  is a disc and  $\mathcal{L}$  is Lebesgue measure. The rapid small-scale oscillation of  $f$  ensures that the graph is inside  $B$  relatively rarely, so that this measure is small. In this way it is possible to show that there is a constant  $c$  such that

$$s \geq \dim_H \text{graph } f \geq s - c/\log \lambda$$

so when  $\lambda$  is large the Hausdorff dimension cannot be much less than the conjectured value.



(a)



(b)

**Figure 11.2** The Weierstrass function  $f(t) = \sum_{k=0}^{\infty} \lambda^{(s-2)k} \sin(\lambda^k t)$  with  $\lambda = 1.5$  and (a)  $s = 1.1$ , (b)  $s = 1.3$ , (c)  $s = 1.5$ , (d)  $s = 1.7$

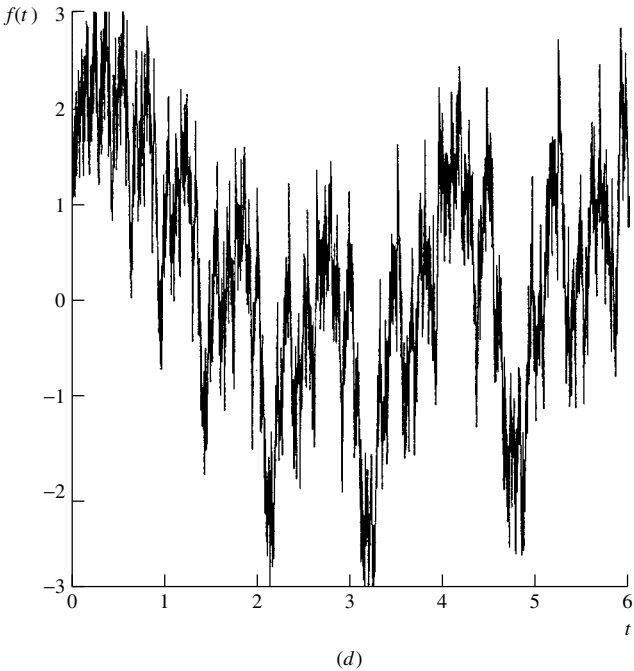
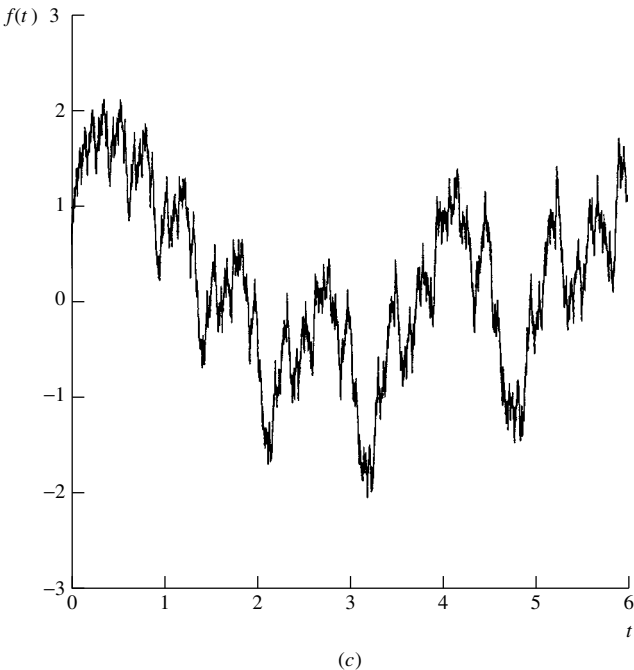


Figure 11.2 Continued

The Weierstrass function (11.4) is representative of a much wider class of functions to which these methods apply. If  $g$  is a suitable periodic function, a similar method can often show that

$$f(t) = \sum_{k=1}^{\infty} \lambda^{(s-2)k} g(\lambda^k t) \quad (11.7)$$

has  $\dim_B \text{graph } f = s$ . At first such functions seem rather contrived, but their occurrence as repellers in certain dynamical systems (see Exercise 13.9) gives them a new significance.

In Section 9.4 we saw that self-affine sets defined by iterated function systems are often fractals; by a suitable choice of affine transformations, they can also be graphs of functions. Let  $\{S_1, \dots, S_m\}$  be affine transformations represented in matrix notation with respect to  $(t, x)$  coordinates by

$$S_i \begin{bmatrix} t \\ x \end{bmatrix} = \begin{bmatrix} 1/m & 0 \\ a_i & c_i \end{bmatrix} \begin{bmatrix} t \\ x \end{bmatrix} + \begin{bmatrix} (i-1)/m \\ b_i \end{bmatrix}. \quad (11.8)$$

that is

$$S_i(t, x) = (t/m + (i-1)/m, a_i t + c_i x + b_i).$$

Thus the  $S_i$  transform vertical lines to vertical lines, with the vertical strip  $0 \leq t \leq 1$  mapped onto the strip  $(i-1)/m \leq t \leq i/m$ . We suppose that

$$1/m < c_i < 1 \quad (11.9)$$

so that contraction in the  $t$  direction is stronger than in the  $x$  direction.

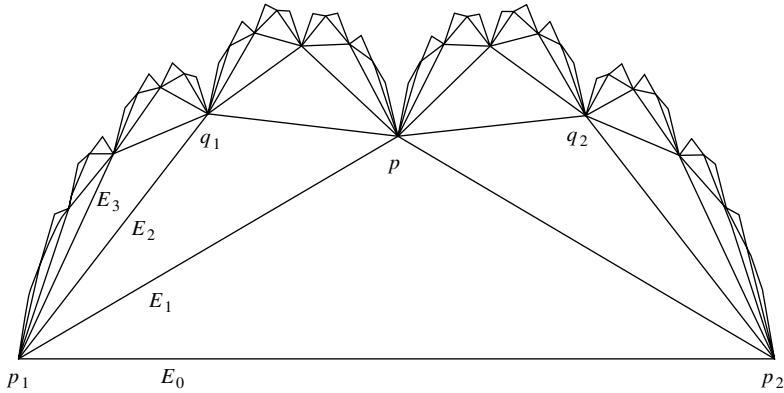
Let  $p_1 = (0, b_1/(1-c_1))$  and  $p_m = (1, (a_m + b_m)/(1-c_m))$  be the fixed points of  $S_1$  and  $S_m$ . We assume that the matrix entries have been chosen so that

$$S_i(p_m) = S_{i+1}(p_1) \quad (1 \leq i \leq m-1) \quad (11.10)$$

so that the segments  $[S_i(p_1), S_i(p_m)]$  join up to form a polygonal curve  $E_1$ . To avoid trivial cases, we assume that the points  $S_1(p_1), \dots, S_m(p_1), p_m$  are not all collinear. The attractor  $F$  of the iterated function system  $\{S_1, \dots, S_m\}$  (see (9.2)) may be constructed by repeatedly replacing line segments by affine images of the 'generator'  $E_1$ ; see figures 11.3 and 11.4. Condition (11.10) ensures that the segments join up with the result that  $F$  is the graph of some continuous function  $f: [0, 1] \rightarrow \mathbb{R}$ . Note that these conditions do not necessarily imply that the  $S_i$  are contractions with respect to Euclidean distance. However, it is possible to redefine distance in the  $(x, t)$  plane in such a way that the  $S_i$  become contractions, and in this context the IFS theory guarantees a unique attractor.

#### Example 11.4. Self-affine curves

Let  $F = \text{graph } f$  be the self-affine curve described above. Then  $\dim_B F = 1 + \log(c_1 + \dots + c_m)/\log m$ .



**Figure 11.3** Stages in the construction of a self-affine curve  $F$ . The affine transformations  $S_1$  and  $S_2$  map the generating triangle  $p_1 p p_2$  onto the triangles  $p_1 q_1 p$  and  $p q_2 p_2$ , respectively, and transform vertical lines to vertical lines. The rising sequence of polygonal curves  $E_0, E_1, \dots$  are given by  $E_{k+1} = S_1(E_k) \cup S_2(E_k)$  and provide increasingly good approximations to  $F$  (shown in figure 11.4(a) for this case)

*Calculation.* Let  $T_i$  be the ‘linear part’ of  $S_i$ , represented by the matrix

$$\begin{bmatrix} 1/m & 0 \\ a_i & c_i \end{bmatrix}.$$

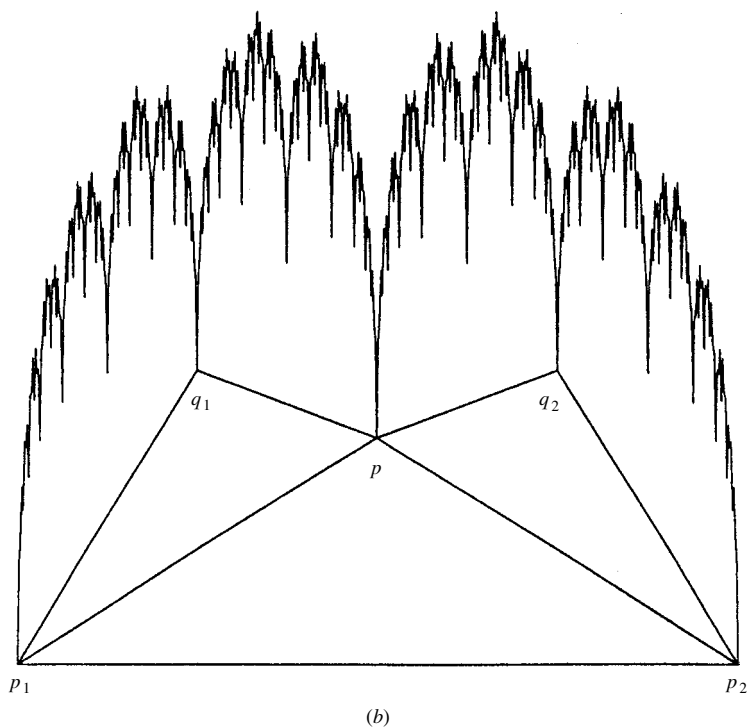
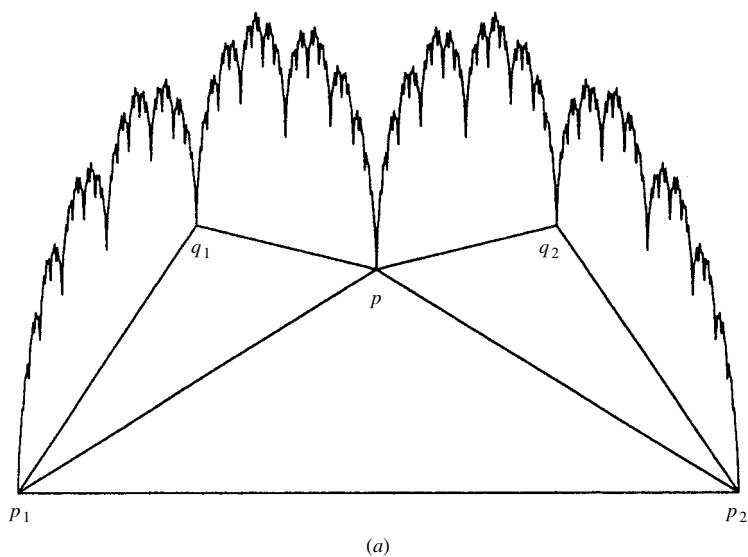
Let  $I_{i_1, \dots, i_k}$  be the interval of the  $t$ -axis consisting of those  $t$  with base- $m$  expansion beginning  $0.i'_1 \dots i'_k$  where  $i'_j = i_j - 1$ . Then the part of  $F$  above  $I_{i_1, \dots, i_k}$  is the affine image  $S_{i_1} \circ \dots \circ S_{i_k}(F)$ , which is a translate of  $T_{i_1} \circ \dots \circ T_{i_k}(F)$ . The matrix representing  $T_{i_1} \circ \dots \circ T_{i_k}$  is easily seen by induction to be

$$\begin{bmatrix} m^{-k} & 0 \\ m^{1-k}a_{i_1} + m^{2-k}c_{i_1}a_{i_2} + \dots + c_{i_1}c_{i_2} \dots c_{i_{k-1}}a_{i_k} & c_{i_1}c_{i_2} \dots c_{i_k} \end{bmatrix}.$$

This is a shear transformation, contracting vertical lines by a factor  $c_{i_1}c_{i_2} \dots c_{i_k}$ . Observe that the bottom left-hand entry is bounded by

$$\begin{aligned} & |m^{1-k}a + m^{2-k}c_{i_1}a + \dots + c_{i_1} \dots c_{i_{k-1}}a| \\ & \leq ((mc)^{1-k} + (mc)^{2-k} + \dots + 1)c_{i_1} \dots c_{i_{k-1}}a \\ & \leq rc_{i_1} \dots c_{i_{k-1}} \end{aligned}$$

where  $a = \max |c_i|$ ,  $c = \min\{c_i\} > 1/m$  and  $r = a/(1 - (mc)^{-1})$  from summing the geometric series. Thus the image  $T_{i_1} \circ \dots \circ T_{i_k}(F)$  is contained in a rectangle of height  $(r + h)c_{i_1} \dots c_{i_k}$  where  $h$  is the height of  $F$ . On the other hand, if  $q_1, q_2, q_3$  are three non-collinear points chosen from  $S_1(p_1), \dots, S_m(p_1), p_m$ , then  $T_{i_1} \circ \dots \circ T_{i_k}(F)$  contains the points  $T_{i_1} \circ \dots \circ T_{i_k}(q_j)$  ( $j = 1, 2, 3$ ). The height



**Figure 11.4** Self-affine curves defined by the two affine transformations that map the triangle  $p_1pp_2$  onto  $p_1q_1p$  and  $pq_2p_2$  respectively. In (a) the vertical contraction of both transformations is 0.7 giving  $\dim_B \text{graph } f = 1.49$ , and in (b) the vertical contraction of both transformations is 0.8, giving  $\dim_B \text{graph } f = 1.68$

of the triangle with these vertices is at least  $c_{i_1} \cdots c_{i_k} d$  where  $d$  is the vertical distance from  $q_2$  to the segment  $[q_1, q_3]$ . Thus the range of the function  $f$  over  $I_{i_1, \dots, i_k}$  satisfies

$$dc_{i_1} \cdots c_{i_k} \leq R_f[I_{i_1, \dots, i_k}] \leq r_1 c_{i_1} \cdots c_{i_k}$$

where  $r_1 = r + h$ .

For fixed  $k$ , we sum this over the  $m^k$  intervals  $I_{i_1, \dots, i_k}$  of lengths  $m^{-k}$  to get, using Proposition 11.1,

$$m^k d \sum c_{i_1} \cdots c_{i_k} \leq N_{m^{-k}}(F) \leq 2m^k + m^k r_1 \sum c_{i_1} \cdots c_{i_k}$$

where  $N_{m^{-k}}(F)$  is the number of mesh squares of side  $m^{-k}$  that intersect  $F$ . For each  $j$  the number  $c_{i_j}$  ranges through the values  $c_1, \dots, c_m$ , so that  $\sum c_{i_1} \cdots c_{i_k} = (c_1 + \cdots + c_m)^k$ . Thus

$$dm^k (c_1 + \cdots + c_m)^k \leq N_{m^{-k}}(F) \leq 2m^k + r_1 m^k (c_1 + \cdots + c_m)^k.$$

Taking logarithms and using Equivalent definition 3.1(iii) of box dimension gives the value stated.  $\square$

Self-affine functions are useful for *fractal interpolation*. Suppose we wish to find a fractal curve of a given dimension passing through the points  $(i/m, x_i)$  for  $i = 0, 1, \dots, m$ . By choosing transformations (11.8) in such a way that  $S_i$  maps the segment  $[p_1, p_m]$  onto the segment  $[((i-1)/m, x_{i-1}), (i/m, x_i)]$  for each  $i$ , the construction described above gives a self-affine function with graph passing through the given points. By adjusting the values of the matrix entries we can ensure that the curve has the required box dimension; there is also some freedom to vary the appearance of the curve in other ways. Fractal interpolation has been used very effectively to picture mountain skylines.

Of course, self-affine functions can be generalized so that the  $S_i$  do not all have the same contraction ratio in the  $t$  direction. This leads to fractal interpolation of points that are not equally spaced. With additional effort, the box dimension of such curves may be found.

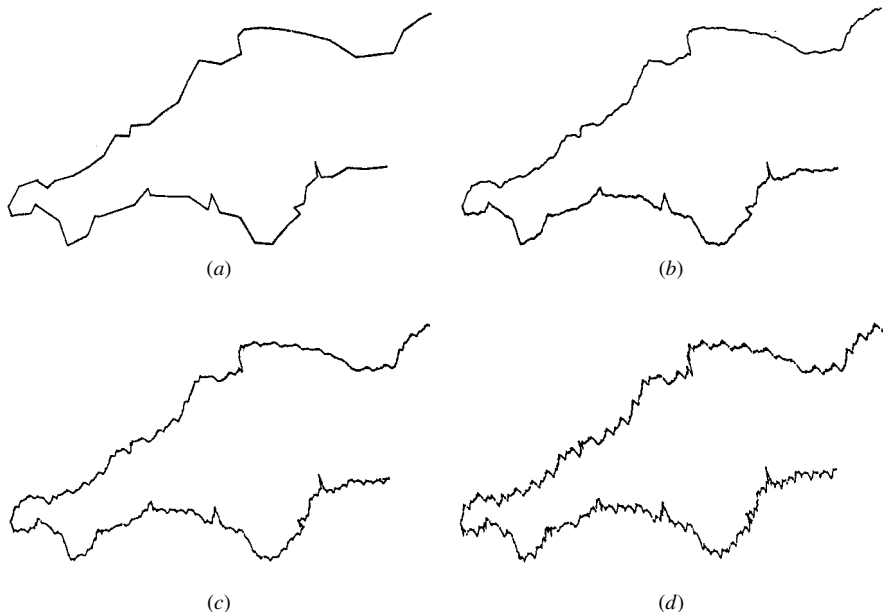
One example of fractal interpolation is illustrated in figure 11.5.

## \*11.2 Autocorrelation of fractal functions

As we have remarked, quantities varying with time often turn out to have fractal graphs. One way in which their fractal nature is often manifested is by a power-law behaviour of the correlation between measurements separated by time  $h$ . In this section we merely outline the ideas involved; we make no attempt to be rigorous. In particular, the limits used are all assumed to exist.

For convenience of analysis, we assume that  $f: \mathbb{R} \rightarrow \mathbb{R}$  is a continuous bounded function and we consider the average behaviour of  $f$  over long periods





**Figure 11.5** Fractal interpolation on the northern and southern halves of a map of South-West England, using the vertices of the polygon in figure (a) as data points. The dimensions of the self-affine curves fitted to these data points are (b) 1.1, (c) 1.2 and (d) 1.3

$[-T, T]$ . (Similar ideas hold if  $f$  is just defined on  $[0, \infty)$ , or on a finite interval, by extending  $f$  to  $\mathbb{R}$  in a periodic manner). We write  $\bar{f}$  for the average value of  $f$ , i.e.

$$\bar{f} = \lim_{T \rightarrow \infty} \frac{1}{2T} \int_{-T}^T f(t) dt.$$

A measure of the correlation between  $f$  at times separated by  $h$  is provided by the *autocorrelation function*

$$C(h) = \lim_{T \rightarrow \infty} \frac{1}{2T} \int_{-T}^T (f(t+h) - \bar{f})(f(t) - \bar{f}) dt \quad (11.11)$$

$$= \lim_{T \rightarrow \infty} \frac{1}{2T} \int_{-T}^T f(t+h)f(t) dt - (\bar{f})^2. \quad (11.12)$$

From (11.11) we see that  $C(h)$  is positive if  $f(t+h) - \bar{f}$  and  $f(t) - \bar{f}$  tend to have the same sign, and is negative if they tend to have opposite signs. If there is no correlation,  $C(h) = 0$ . Since

$$\int (f(t+h) - f(t))^2 dt = \int f(t+h)^2 dt + \int f(t)^2 dt - 2 \int f(t+h)f(t) dt$$

we have

$$\begin{aligned} C(h) &= \overline{f^2} - (\overline{f})^2 - \frac{1}{2} \lim_{T \rightarrow \infty} \frac{1}{2T} \int_{-T}^T (f(t+h) - f(t))^2 dt \\ &= C(0) - \frac{1}{2} \lim_{T \rightarrow \infty} \frac{1}{2T} \int_{-T}^T (f(t+h) - f(t))^2 dt \end{aligned} \quad (11.13)$$

where

$$\overline{f^2} = \lim_{T \rightarrow \infty} \frac{1}{2T} \int_{-T}^T f(t)^2 dt$$

is the mean square of  $f$ , assumed to be positive and finite. With  $C(h)$  in the form (11.13) we can infer a plausible relationship between the autocorrelation function of  $f$  and the dimension of graph  $f$ . The clue is in Corollary 11.2. Suppose that  $f$  is a function satisfying (11.2) and also satisfying (11.3) in a ‘reasonably uniform way’. Then, there are constants  $c_1$  and  $c_2$  such that

$$c_1 h^{4-2s} \leq \frac{1}{2T} \int_{-T}^T (f(t+h) - f(t))^2 dt \leq c_2 h^{4-2s} \quad (11.14)$$

for small  $h$ . Obviously, this is not directly equivalent to (11.2) and (11.3), but in many reasonably ‘time-homogeneous’ situations, the conditions do correspond. Thus if the autocorrelation function of  $f$  satisfies

$$C(0) - C(h) \simeq ch^{4-2s}$$

for small  $h$ , it is reasonable to expect the box dimension of graph  $f$  to equal  $s$ .

The autocorrelation function is closely connected with the *power spectrum* of  $f$ , defined by

$$S(\omega) = \lim_{T \rightarrow \infty} \frac{1}{2T} \left| \int_{-T}^T f(t) e^{it\omega} dt \right|^2. \quad (11.15)$$

For functions with any degree of long-term regularity,  $S(\omega)$  is likely to exist. The power spectrum reflects the strength of the frequency  $\omega$  in the harmonic decomposition of  $f$ .

We show that the power spectrum is the Fourier transform of the autocorrelation function. By working with  $f(t) - \overline{f}$  we may assume that  $f$  has zero mean. Let  $f_T(t)$  be given by  $f(t)$  if  $|t| \leq T$  and be 0 otherwise, and define

$$\begin{aligned} C_T(h) &= \frac{1}{2T} \int_{-\infty}^{\infty} f_T(t+h) f_T(t) dt \\ &= \frac{1}{2T} f_T^- * f_T(-h) \end{aligned}$$

where  $f_T^-(t) = f_T(-t)$  and  $*$  denotes convolution. By the convolution theorem for Fourier transforms (see Section 4.4) this equation transforms to

$$\begin{aligned}\hat{C}_T(\omega) &= \frac{1}{2T} \hat{f}_T^-(\omega) \hat{f}_T(\omega) \\ &= \frac{1}{2T} |\hat{f}_T(\omega)|^2\end{aligned}$$

where  $\hat{C}_T(\omega) = \int_{-\infty}^{\infty} C_T(t) e^{it\omega} dt$  and  $\hat{f}_T(\omega) = \int_{-\infty}^{\infty} f_T(t) e^{it\omega} dt$  are the usual Fourier transforms. (Note that we cannot work with the transform of  $f$  itself, since the integral would diverge.) Letting  $T \rightarrow \infty$  we see that  $C_T(h) \rightarrow C(h)$  for each  $h$  and  $\hat{C}_T(\omega) \rightarrow S(\omega)$  for each  $\omega$ . It may be shown that this implies that

$$\hat{C}(\omega) = S(\omega).$$

Clearly  $S$  and  $C$  are both real and even functions, so the transforms are cosine transforms. Thus

$$S(\omega) = \int_{-\infty}^{\infty} C(t) e^{it\omega} dt = \int_{-\infty}^{\infty} C(t) \cos(\omega t) dt \quad (11.16)$$

and, by the inversion formula for Fourier transforms,

$$C(h) = \frac{1}{2\pi} \int_{-\infty}^{\infty} S(\omega) e^{-ih\omega} d\omega = \frac{1}{2\pi} \int_{-\infty}^{\infty} S(\omega) \cos(\omega h) d\omega. \quad (11.17)$$

In this analysis we have not gone into questions of convergence of the integrals too carefully, but in most practical situations the argument can be justified.

Autocorrelations provide us with several methods of estimating the dimension of the graph of a function or ‘signal’  $f$ . We may compute the autocorrelation function  $C(h)$  or equivalently, the mean-square change in signal in time  $h$  over a long period, so from (11.13)

$$2[C(0) - C(h)] \simeq \frac{1}{2T} \int_{-T}^T (f(t+h) - f(t))^2 dt. \quad (11.18)$$

If the power-law behaviour

$$C(0) - C(h) \simeq ch^{4-2s} \quad (11.19)$$

is observed for small  $h$ , we might expect the box dimension of graph  $f$  to be  $s$ . In other words,

$$\dim_B \text{graph } f = 2 - \lim_{h \rightarrow 0} \frac{\log(C(0) - C(h))}{2 \log h} \quad (11.20)$$

if this limit exists. We might then seek functions with graphs known to have this dimension, such as those of Examples 11.3 and 11.4 or the fractional Brownian functions of Section 16.2 to provide simulations of signals with similar characteristics.

Alternatively, we can work from the power spectrum  $S(\omega)$  and use (11.17) to find the autocorrelation function. We need to know about  $C(0) - C(h)$  for small  $h$ ; typically this depends on the behaviour of its transform  $S(\omega)$  when  $\omega$  is large. The situation of greatest interest is when the power spectrum obeys a power law  $S(\omega) \sim c/\omega^\alpha$  for large  $\omega$ , in which case

$$C(0) - C(h) \sim bh^{\alpha-1} \quad (11.21)$$

for small  $h$ , for some constant  $b$ . To see this formally note that from (11.17)

$$\pi(C(0) - C(h)) = \int_0^\infty S(\omega)(1 - \cos(\omega h))d\omega = 2 \int_0^\infty S(\omega) \sin^2\left(\frac{1}{2}\omega h\right) d\omega$$

and taking  $S(\omega) = \omega^{-\alpha}$  gives

$$\frac{1}{2}\pi(C(0) - C(h)) = \int_0^\infty \omega^{-\alpha} \sin^2 \frac{1}{2}\omega h \, d\omega = h^{\alpha-1} \int_0^\infty u^{-\alpha} \sin^2 \frac{1}{2}u \, du$$

having substituted  $u = \omega h$ . It may be shown that (11.21) also holds if  $S$  is any sufficiently smooth function such that  $S(\omega) \sim c\omega^{-\alpha}$  as  $\omega \rightarrow \infty$ . Comparing (11.19) and (11.21) suggests that graph  $f$  has box dimension  $s$  where  $4 - 2s = \alpha - 1$ , or  $s = \frac{1}{2}(5 - \alpha)$ . Thus it is reasonable to expect a signal with a  $1/\omega^\alpha$  power spectrum to have a graph of dimension  $\frac{1}{2}(5 - \alpha)$  for  $1 < \alpha < 3$ .

In practice, curves of dimension  $\frac{1}{2}(5 - \alpha)$  often provide good simulations and display similar characteristics to signals observed to have  $1/\omega^\alpha$  power spectra.

## 11.3 Notes and references

The dimension of fractal graphs was first studied by Besicovitch and Ursell (1937). For more recent work on Weierstrass-type curves see Berry and Lewis (1980), Mauldin and Williams (1986b) and Hunt (1998). Self-affine curves are the theme of a book by Massopust (1994), and self-affine curves are discussed in Bedford (1989). The theory of autocorrelation functions is given in most books on time series analysis, for example Papoulis (1962).

## Exercises

- 11.1 Verify that if  $f : [0, 1] \rightarrow \mathbb{R}$  has a continuous derivative then graph  $f$  is a regular 1-set, see Section 5.1.

- 11.2 Let  $f, g : [0, 1] \rightarrow \mathbb{R}$  be continuous functions and define the sum function  $f + g$  by  $(f + g)(t) = f(t) + g(t)$ . Suppose that  $f$  is a Lipschitz function. By setting up a Lipschitz mapping between  $\text{graph}(f + g)$  and  $\text{graph } g$ , show that  $\dim_H \text{graph}(f + g) = \dim_H \text{graph } g$ , with a similar result for box dimensions.
- 11.3 Let  $f, g : [0, 1] \rightarrow \mathbb{R}$  be continuous functions such that the box dimension of their graphs exist. Use Proposition 11.1 to show that  $\dim_B \text{graph}(f + g)$  equals the greater of  $\dim_B \text{graph } f$  and  $\dim_B \text{graph } g$ , provided that these dimensions are unequal. Give an example to show that this proviso is necessary.
- 11.4 Show that any function satisfying the conditions of Corollary 11.2(b) with  $1 < s \leq 2$  must be nowhere differentiable. Deduce that the Weierstrass function of Example 11.3 and the self-affine curves of Example 11.4, are nowhere differentiable.
- 11.5 For  $\lambda > 1$  and  $1 < s < 2$  let  $f : [0, 1] \rightarrow \mathbb{R}$  be a Weierstrass function modified to include 'phases'  $\theta_k$ :

$$f(t) = \sum_{k=1}^{\infty} \lambda^{(s-2)k} \sin(\lambda^k t + \theta_k).$$

Show that  $\dim_B \text{graph } f = s$ , provided that  $\lambda$  is large enough.

- 11.6 Let  $g : \mathbb{R} \rightarrow \mathbb{R}$  be the 'zig-zag' function of period 4 given by

$$g(4k + t) = \begin{cases} t & (0 \leq t < 1) \\ 2 - t & (1 \leq t < 3) \\ t - 4 & (3 \leq t < 4) \end{cases}$$

where  $k$  is an integer and  $0 \leq t < 4$ . Let  $1 < s < 2$  and  $\lambda > 1$  and let  $f : \mathbb{R} \rightarrow \mathbb{R}$  be given by

$$f(t) = \sum_{k=1}^{\infty} \lambda^{(s-2)k} g(\lambda^k t).$$

Show that  $\dim_B \text{graph } f = s$ , provided that  $\lambda$  is sufficiently large.

- 11.7 Suppose that the function  $f : [0, 1] \rightarrow \mathbb{R}$  satisfies the Hölder condition (11.2). Let  $F$  be a subset of  $[0, 1]$ . Obtain an estimate for  $\dim_H f(F)$  in terms of  $\dim_H F$ .
- 11.8 Let  $f : [0, 1] \rightarrow \mathbb{R}$  be a function. Suppose that

$$\int_0^1 \int_0^1 [|f(t) - f(u)|^2 + |t - u|^2]^{-s/2} dt du < \infty$$

for some  $s$  with  $1 < s < 2$ . Show, using Theorem 4.13, that  $\dim_H \text{graph } f \geq s$ .

- 11.9 Let  $D$  be the unit square  $[0, 1] \times [0, 1]$  and let  $f : D \rightarrow \mathbb{R}$  be a continuous function such that

$$|f(x) - f(y)| \leq c|x - y|^{3-s} \quad (x, y \in D).$$

Show that the surface  $\{(x, f(x)) : x \in D\}$  has box dimension at most  $s$ . Similarly, find a surface analogue to part (b) of Corollary 11.2.

- 11.10 Consider the affine maps  $S_1(t, x) = (\frac{1}{2}t, \frac{1}{4}t + \frac{5}{6}x)$ ,  $S_2(t, x) = (\frac{1}{2}t + \frac{1}{2}, -\frac{1}{4}t + \frac{5}{6}x + \frac{1}{4})$ . Show that the attractor of  $\{S_1, S_2\}$  is the graph of a self-affine function on  $[0, 1]$ . Sketch the first three stages in the construction of the graph, and find its box dimension.
- 11.11 Answer the same question as 11.10 with the three affine maps  $S_1(t, x) = (\frac{1}{3}t, \frac{1}{3}t + \frac{1}{2}x)$ ,  $S_2(t, x) = (\frac{1}{3}t + \frac{1}{3}, -\frac{2}{3}t + \frac{1}{2}x + \frac{1}{3})$ ,  $S_3(t, x) = (\frac{1}{3}t + \frac{2}{3}, \frac{1}{3}t + \frac{1}{2}x - \frac{1}{3})$ .
- 11.12 Estimate  $C(0) - C(h)$  where  $C(h)$  is the autocorrelation function of the Weierstrass function (11.4).
- 11.13 Investigate the graphs of Weierstrass-type functions (11.7) using a computer. Examine the effect of varying  $s$  and  $\lambda$ , and experiment with various functions  $g$ .
- 11.14 Write a computer program to draw self-affine curves given by (11.8). Investigate the effect of varying the values of the  $c_i$ .

# Chapter 12 Examples from pure mathematics

Fractal constructions have provided counterexamples, and sometimes solutions, to a variety of problems where more regular constructions have failed. In this chapter we look at several simple but elegant instances from differing areas of pure mathematics.

## 12.1 Duality and the Kakeya problem

The method of duality converts sets of points in the plane to sets of lines and may be used to create new fractals from old. The techniques can be applied to construct sets with particular properties; for example, to construct a plane set of zero area that contains a line running in every direction.

For each point  $(a, b)$  of  $\mathbb{R}^2$ , we let  $L(a, b)$  denote the set of points on the line  $y = a + bx$ , see figure 12.1. If  $F$  is any subset of  $\mathbb{R}^2$  we define the *line set*  $L(F)$  to be the union of the lines corresponding to the points of  $F$ , i.e.  $L(F) = \bigcup \{L(a, b) : (a, b) \in F\}$ . Writing  $L_c$  for the vertical line  $x = c$ , we have

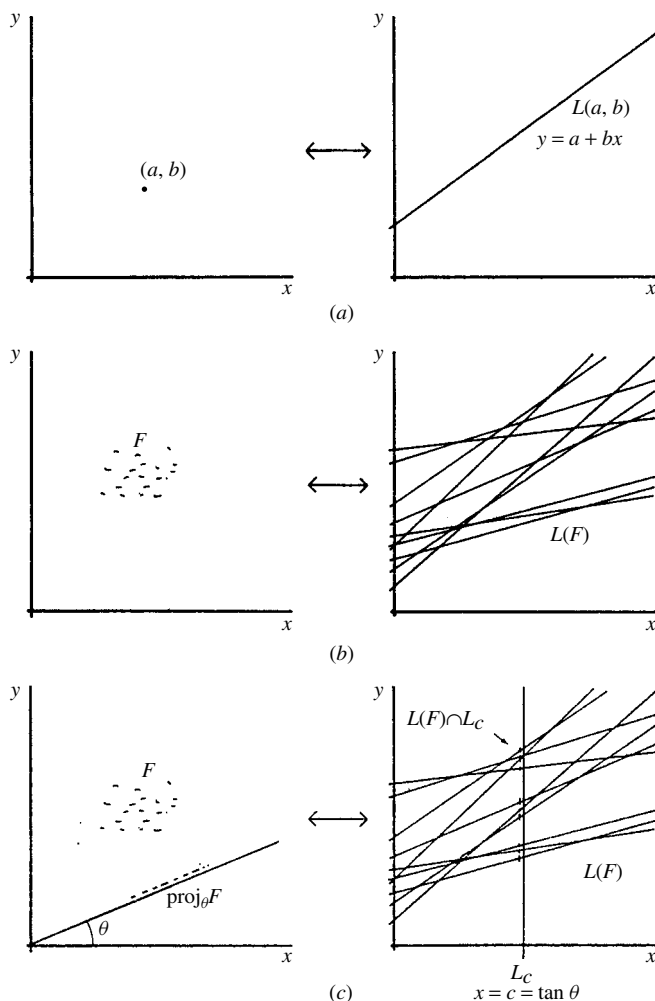
$$L(a, b) \cap L_c = (c, a + bc) = (c, (a, b) \cdot (1, c)),$$

where ‘ $\cdot$ ’ is the usual scalar product in  $\mathbb{R}^2$ ; thus for a subset  $F$  of  $\mathbb{R}^2$

$$L(F) \cap L_c = \{(c, (a, b) \cdot (1, c)) : (a, b) \in F\}.$$

Taking a scalar product with the vector  $(1, c)$  may be interpreted geometrically as projecting onto the line in the direction of  $(1, c)$  and stretching by a factor  $(1 + c^2)^{1/2}$ . Thus the set  $L(F) \cap L_c$  is a similar copy of  $\text{proj}_\theta F$  scaled by  $(1 + c^2)^{1/2}$ , where  $\text{proj}_\theta$  denotes orthogonal projection onto the line through the origin at angle  $\theta$  to the  $x$ -axis, where  $c = \tan \theta$ . In particular,

$$\dim_H(L(F) \cap L_c) = \dim_H(\text{proj}_\theta F) \quad (12.1)$$



**Figure 12.1** The duality principle: (a) the point  $(a, b)$  corresponds to the line  $y = a + bx$ ; (b) the set  $F$  corresponds to the line set  $L(F)$ ; (c) the projection  $\text{proj}_\theta F$  is geometrically similar to  $L(F) \cap L_c$ , where  $c = \tan \theta$

and

$$\mathcal{L}(L(F) \cap L_c) = 0 \quad \text{if and only if} \quad \mathcal{L}(\text{proj}_\theta F) = 0 \quad (12.2)$$

where  $\mathcal{L}$  denotes 1-dimensional Lebesgue measure, i.e. length. In this way, duality relates the projections of  $F$  (for which we have the theory of Chapter 6) to the intersections of the line set  $L(F)$  with vertical lines.

Projection onto the  $y$ -axis also has an interpretation. The gradient of the line  $L(a, b)$  is just  $b = \text{proj}_{\pi/2}(a, b)$ , so, for any  $F$ , the set of gradients of the lines in the line set  $L(F)$  is given by  $\text{proj}_{\pi/2} F$ .



If  $F$  is a fractal its line set  $L(F)$  often has a fractal structure, albeit a highly fibrous one. (In fact,  $L(F)$  need not be a Borel set if  $F$  is Borel, though it will be if  $F$  is compact. We ignore the minor technical difficulties that this introduces.) We have the following dimensional relationship.

### Proposition 12.1

Let  $L(F)$  be the line set of a Borel set  $F \subset \mathbb{R}^2$ . Then

- (a)  $\dim_H L(F) \geq \min\{2, 1 + \dim_H F\}$ , and
- (b) if  $F$  is a 1-set then  $\text{area}(L(F)) = 0$  if and only if  $F$  is irregular.

*Proof.*

- (a) By the Projection theorem 6.1,  $\dim_H(\text{proj}_\theta F) = \min\{1, \dim_H F\}$  for almost all  $\theta \in [0, \pi)$ , so from (12.1)  $\dim_H(L(F) \cap L_c) = \min\{1, \dim_H F\}$  for almost all  $-\infty < c < \infty$ . Part (a) now follows from Corollary 7.10.
- (b) Let  $F$  be a 1-set. Corollary 6.5 tells us that if  $F$  is irregular then  $\mathcal{L}(\text{proj}_\theta F) = 0$  for almost all  $\theta$ , otherwise  $\mathcal{L}(\text{proj}_\theta F) > 0$  for almost all  $\theta$ . Using (12.2) we get the dual statement that if  $F$  is irregular then  $\mathcal{L}(L(F) \cap L_c) = 0$  for almost all  $c$ , otherwise  $\mathcal{L}(L(F) \cap L_c) > 0$  for almost all  $c$ . Since  $\text{area}(L(F)) = \int_{-\infty}^{\infty} \mathcal{L}(L(F) \cap L_c) dc$ , part (b) follows.  $\square$

In 1917 Kakeya posed the problem of finding the plane set of least area inside which a unit line segment could be reversed, i.e. manoeuvred continuously without leaving the set to reach its original position but rotated through  $180^\circ$ . Essentially, this problem reduces to that of finding the smallest region that contains a unit line segment in every direction; certainly any set in which a segment can be reversed must have this property. By 1928 Besicovitch had found a surprising construction of a set of arbitrarily small area inside which a unit segment could be reversed. Only many years later did he realize that the method of duality gave a short and elegant solution to the problem.

### Proposition 12.2

There is a plane set of zero area which contains a line in every direction. Any Borel set with this property must have Hausdorff dimension 2.

*Proof.* Let  $F$  be any irregular 1-set such that the projection of  $F$  onto the  $y$ -axis,  $\text{proj}_{\pi/2} F$ , contains the interval  $[0, 1]$ . (The set of figure 0.4, see Examples 2.6 and 6.7, certainly meets this requirement.) Since  $F$  is irregular,  $L(F)$  has zero area, by Proposition 12.1(b). However, since  $[0, 1] \subset \text{proj}_{\pi/2} F$ , the set  $L(F)$  contains lines that cut the  $x$ -axis at all angles between 0 and  $\pi/4$ . Taking  $L(F)$ , together with copies rotated through  $\pi/4, \pi/2$  and  $3\pi/4$ , gives a set of area 0 containing a line in every direction.

For the second part, suppose that  $E$  contains a line in every direction. If

$$F = \{(a, b) : L(a, b) \subset E\}$$

then  $\text{proj}_{\pi/2} F$  is the entire  $y$ -axis. Projection does not increase dimension (see (6.1)), so  $\dim_{\mathbb{H}} F \geq 1$ . By Proposition 12.1(a)  $\dim_{\mathbb{H}} L(F) = 2$ ; since  $L(F) \subset E$  it follows that  $\dim_{\mathbb{H}} E = 2$ .  $\square$

A set in  $\mathbb{R}^n$  that contains a line segment in every direction is called a *Besicovitch set*. Proposition 12.2 shows that Besicovitch sets exist in  $\mathbb{R}^2$ , and taking a product with  $\mathbb{R}^{n-2}$  gives a Besicovitch set in  $\mathbb{R}^n$ . A long-standing conjecture is that every Besicovitch set in  $\mathbb{R}^n$  has dimension  $n$ ; we have shown this if  $n = 2$ .

Sets of this type have important applications in functional analysis. For a simple example, let  $g : \mathbb{R}^2 \rightarrow \mathbb{R}$  and write  $G(\theta, t)$  for the integral of  $g$  along the line making angle  $\theta$  with the  $x$ -axis and perpendicular distance  $t$  from the origin. Let  $F$  be a set of zero area containing a line in every direction, and let  $g(x, y) = 1$  if  $(x, y)$  is a point of  $F$  and  $g(x, y) = 0$  otherwise. It is clear that  $G(\theta, t)$  is not continuous in  $t$  for any fixed value of  $\theta$ . This example becomes significant when contrasted with the 3-dimensional situation. If  $g : D \rightarrow \mathbb{R}$  is a bounded function on a bounded domain  $D$  in  $\mathbb{R}^3$ , and  $G(\theta, t)$  is the integral of  $g$  over the plane perpendicular to the unit vector  $\theta$  and perpendicular distance  $t$  from the origin, it may be shown that  $G(\theta, t)$  must be continuous in  $t$  for almost all unit vectors  $\theta$ .

The Besicovitch construction may be thought of as a packing of lines in all directions into a set of area zero. Similar problems may be considered for packings of other collections of curves. For example, there are sets of zero area that contain the circumference of a circle of every radius, see Exercises 12.1 and 12.2. However, every set that contains some circle circumference centred at each point in the plane necessarily has positive area.

## 12.2 Vitushkin's conjecture

A long-standing conjecture of Vitushkin in complex potential theory was disproved using a fractal construction. For geometrical purposes we identify the complex plane  $\mathbb{C}$  with the Euclidean plane  $\mathbb{R}^2$ .

Let  $F$  be a compact subset of  $\mathbb{C}$ . We say that  $F$  is a *removable* set if, given any bounded open domain  $V$  containing  $F$  and any bounded analytic (i.e. differentiable in the complex sense) function  $f$  on the complement  $V \setminus F$ , then  $f$  has an analytic extension to the whole of  $V$ . Thus the functions that are bounded and analytic on  $V$  are essentially the same as those that are bounded and analytic on  $V \setminus F$ ; removing  $F$  makes no difference.

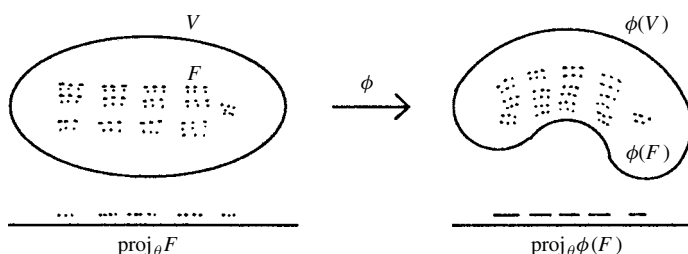
The problem of providing a geometrical characterization of removable sets dates back many years. The removability, or otherwise, of  $F$  has now been

established in the following cases:

Removable	Not Removable
$\dim_{\mathbb{H}} F < 1$	$\dim_{\mathbb{H}} F > 1$
$0 < \mathcal{H}^1(F) < \infty$ and $F$ not irregular	$0 < \mathcal{H}^1(F) < \infty$ and $F$ not irregular

This table should remind the reader of the projection theorems of Chapter 6. According to Theorem 6.1 and Corollary 6.5, if  $\dim_{\mathbb{H}} F < 1$  then the projection  $\text{proj}_{\theta} F$  has length 0 for almost all  $\theta$ , but if  $\dim_{\mathbb{H}} F > 1$  or if  $F$  is a 1-set that is not irregular,  $\text{proj}_{\theta} F$  has positive length for almost all  $\theta$ . This correspondence between removability and almost all projections having length 0, together with a considerable amount of further evidence makes Vitushkin's conjecture seem very natural:  $F$  is removable if and only if  $\text{length}(\text{proj}_{\theta} F) = 0$  for almost all  $\theta \in [0, \pi)$ .

A fractal construction shows that Vitushkin's conjecture cannot be true. Let  $V$  be an open domain in  $\mathbb{C}$  and let  $\phi : V \rightarrow \phi(V)$  be a conformal mapping (i.e. an analytic bijection) on  $V$  that is not linear, so that straight lines are typically mapped onto (non-straight) curves;  $V$  as the unit disc and  $\phi(z) = (z + 2)^2$  would certainly be suitable. It is possible to construct a compact subset  $F$  of  $V$  such that  $\text{proj}_{\theta} F$  has zero length for almost all  $\theta$  but  $\text{proj}_{\theta} \phi(F)$  has positive length for almost all  $\theta$ . This may be achieved using a version of the 'iterated Venetian blind' construction, outlined in the proof of Theorem 6.9—it may be shown that the 'slats' can be arranged so that they generally miss straight lines in  $V$ , but tend to intersect the inverse images under  $\phi$  of straight lines in  $\phi(V)$  (see figure 12.2). It follows that the property ' $\text{proj}_{\theta} F$  has zero length for almost all  $\theta$ ' is not invariant under conformal transformations, since it can hold for  $F$  but not  $\phi(F)$ . However, removability is conformally invariant since the function  $f(z)$  is analytic on  $\phi(V)$  (respectively on  $\phi(V \setminus F)$ ) if and only if  $f(\phi(z))$  is analytic on  $V$  (respectively on  $V \setminus F$ ). Therefore, the property of having almost all projections of zero length cannot be equivalent to removability.



**Figure 12.2**  $\phi$  is an analytic mapping such that  $\text{proj}_{\theta} F$  has zero length for almost all  $\theta$  but  $\text{proj}_{\theta} \phi(F)$  has positive length for almost all  $\theta$

One of the curious features of this particular argument is that it leaves us none the wiser as to whether sets with almost all projections of zero length must be removable or vice versa. All we can deduce is that both cannot be true.

Subsequently, a non-removable set with almost all projections of zero length was obtained using an iterated construction.

## 12.3 Convex functions

A continuous function  $f : \mathbb{R}^2 \rightarrow \mathbb{R}$  is *convex* if

$$f(\lambda x + (1 - \lambda)y) \leq \lambda f(x) + (1 - \lambda)f(y)$$

for all  $x, y \in \mathbb{R}^2$  and  $0 \leq \lambda \leq 1$ . Geometrically, if  $S = \{(x, f(x)) : x \in \mathbb{R}^2\}$  is the surface in  $\mathbb{R}^3$  representing the graph of  $f$ , then  $f$  is convex if the line segment joining any two points of  $S$  lies in or above  $S$ .

A convex function  $f$  need not be particularly smooth—there may be points where  $f$  is not differentiable. However, convexity implies that the set of such ‘singular’ points cannot be too big, in the sense of dimension. Note that if  $f$  is not differentiable at  $x$  then the surface  $S$  supports more than one tangent plane at  $(x, f(x))$ . Also notice that if  $P_1$  and  $P_2$  are distinct tangent planes at  $(x, f(x))$  then there is a continuum of tangent planes through this point, namely those planes ‘between  $P_1$  and  $P_2$ ’ that contain the line  $P_1 \cap P_2$ .

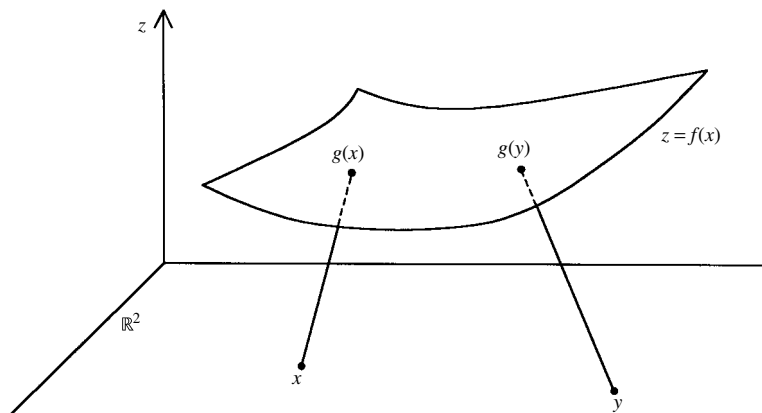
### Theorem 12.3

*Let  $f : \mathbb{R}^2 \rightarrow \mathbb{R}$  be a convex function. Then the set of points at which  $f$  is not differentiable is contained in a countable union of rectifiable curves, so in particular has Hausdorff dimension at most 1.*

*Proof.* Without loss of generality, we may assume that the minimum value of  $f$  is strictly positive. Let  $S$  be the surface given by the graph of  $f$  and let  $g : \mathbb{R}^2 \rightarrow S$  be the ‘nearest point’ mapping, so that if  $x \in \mathbb{R}^2$  then  $g(x)$  is that point of  $S$  for which the distance  $|g(x) - x|$  is least, see figure 12.3. Convexity of  $f$  guarantees that this point is unique. If  $x, y \in \mathbb{R}^2$  then the angles of the (possibly skew) quadrilateral  $x, g(x), g(y), y$  at  $g(x)$  and  $g(y)$  must both be at least  $\pi/2$ ; otherwise the segment  $(g(x), g(y))$  will contain a point on or above  $S$  that is nearer to  $x$  or  $y$ . It follows that  $g$  is distance decreasing, i.e.

$$|g(x) - g(y)| \leq |x - y| \quad (x, y \in \mathbb{R}^2). \quad (12.3)$$

If  $f$  fails to be differentiable at  $x$ , then  $S$  supports more than one tangent plane at  $(x, f(x))$ . Thus  $g^{-1}(x, f(x))$ , the subset of the coordinate plane  $\mathbb{R}^2$  mapped



**Figure 12.3** The ‘nearest point mapping’  $g$  from  $\mathbb{R}^2$  to the surface  $z = f(x)$  of a convex function is distance decreasing

to this point by  $g$ , is the intersection of  $\mathbb{R}^2$  with the normals to the tangent planes to  $S$  at  $(x, f(x))$  and so contains a straight line segment. Let  $\{L_1, L_2, \dots\}$  be the (countable) collection of line segments in  $\mathbb{R}^2$  with endpoints having rational coordinates. If  $f$  is not differentiable at  $x$  then  $g^{-1}(x, f(x))$  contains a segment which must cut at least one of the  $L_i$ . Thus if  $F = \{(x, f(x)) : f \text{ is not differentiable at } x\}$  then  $\bigcup_{i=1}^{\infty} g(L_i) \supset F$ . Using (12.3) it follows that  $g(L_i)$  is either a point or a rectifiable curve with  $\mathcal{H}^1(g(L_i)) \leq \text{length}(L_i) < \infty$ ; see (2.9). Then  $\bigcup_{i=1}^{\infty} g(L_i)$  is a countable union of rectifiable curves containing  $F$ , which in particular has dimension at most 1.

Since  $|x - y| \leq |(x, f(x)) - (y, f(y))|$  for  $x, y \in \mathbb{R}^2$ , the set of points  $x$  at which  $f$  is non-differentiable is also of dimension at most 1 and is contained in a countable collection of rectifiable curves; again see (2.9).  $\square$

Hausdorff dimension has been used in various other ways to quantify the irregularity of surfaces. For example, a convex surface may contain line segments; however, the set of directions of such line segments may be shown to have dimension at most 1.

## 12.4 Groups and rings of fractional dimension

A subset  $F$  of  $\mathbb{R}$  is a *subgroup* of the real numbers under the operation of addition if

- (i)  $0 \in F$ ,
- (ii)  $x + y \in F$  whenever  $x \in F$  and  $y \in F$ , and
- (iii)  $-x \in F$  whenever  $x \in F$ .

The set  $F$  is a *subring* of  $\mathbb{R}$  under addition and multiplication if, also,

(iv)  $xy \in F$  whenever  $x \in F$  and  $y \in F$ .

There are many simple examples of such structures: the integers, the rationals and the set of numbers  $\{r + s\sqrt{2} : r, s \in \mathbb{Z}\}$  are all subrings (and therefore subgroups) of  $\mathbb{R}$ . These examples are countable sets and therefore have Hausdorff dimension 0. Do there exist subgroups and subrings of  $\mathbb{R}$  of Hausdorff dimension  $s$  if  $0 < s < 1$ ?

It is relatively easy to modify the earlier Example 4.7 to obtain a subgroup of any given dimension.

### Example 12.4

Fix  $0 < s < 1$ . Let  $n_0, n_1, n_2, \dots$  be a rapidly increasing sequence of integers, say with  $n_{k+1} \geq \max\{n_k^k, 4n_k^{1/s}\}$  for each  $k$ . For  $r = 1, 2, \dots$  let

$$F_r = \{x \in \mathbb{R} : |x - p/n_k| \leq rn_k^{-1/s} \text{ for some integer } p, \text{ for all } k\}$$

and let  $F = \bigcup_{r=1}^{\infty} F_r$ . Then  $\dim_{\text{H}} F = s$ , and  $F$  is a subgroup of  $\mathbb{R}$  under addition.

*Calculation.*  $F_r$  is essentially the set of Example 4.7, so  $\dim_{\text{H}} F_r = s$  for all  $r$  (it is easy to see that the value of  $r$  does not affect the dimension). Taking a countable union,  $\dim_{\text{H}} F = s$ .

Clearly  $0 \in F_1 \subset F$ . If  $x, y \in F$  then  $x, y \in F_r$  for some  $r$ , noting that  $F_{r'} \subset F_r$  if  $r \geq r'$ . Thus, for each  $k$ , there are integers  $p, q$  such that

$$|x - p/n_k| \leq rn_k^{-1/s} \quad |y - q/n_k| \leq rn_k^{-1/s}.$$

Adding,

$$|x + y - (p + q)/n_k| \leq 2rn_k^{-1/s}$$

so  $x + y \in F_{2r} \subset F$ . Clearly, if  $x \in F_r$  then  $-x \in F_r$ , so  $F$  satisfies conditions (i)–(iii) above.  $\square$

Subrings are rather harder to analyse. One geometrical approach depends on estimating the dimension of the set of distances realized by a plane set. If  $E$  is a subset of  $\mathbb{R}^2$ , we define the *distance set* of  $E$  by

$$D(E) = \{|x - y| : x, y \in E\} \subset \mathbb{R}.$$

### Theorem 12.5

Let  $E \subset \mathbb{R}^2$  be a Borel set. Then

$$\dim_{\text{H}} D(E) \geq \min\{1, \dim_{\text{H}} E - \frac{1}{2}\}. \quad (12.4)$$

*Note on proof.* The potential theoretic proof of this theorem is a little complicated. Fourier transforms and the convolution theorem are used to examine the circles with centres in  $E$  that intersect  $E$ . It is unlikely that (12.4) is the best inequality possible.  $\square$

Assuming this theorem, it is not difficult to obtain a partial solution to the subrings problem.

### Theorem 12.6

*Let  $F$  be a subring of  $\mathbb{R}$  under addition and multiplication. If  $F$  is a Borel set then either  $\dim_H F = 0$  or  $F = \mathbb{R}$ .*

*Partial proof.* We use a geometrical method to show there are no subrings of dimension between  $\frac{1}{2}$  and 1. Using  $(x, y)$  coordinates in  $\mathbb{R}^2$ , if  $(x_1, y_1), (x_2, y_2) \in F \times F \subset \mathbb{R}^2$ , then  $|(x_1, y_1) - (x_2, y_2)|^2 = (x_1 - x_2)^2 + (y_1 - y_2)^2 \in F$ , since  $F$  is a subring. Thus, if  $D^2(F \times F)$  denotes the set of squares of distances between points of  $F \times F$ , we have  $D^2(F \times F) \subset F$ . Since the mapping  $t \rightarrow t^2$  preserves Hausdorff dimension (see Exercise 2.6) we have

$$\begin{aligned} \dim_H F &\geq \dim_H D^2(F \times F) = \dim_H D(F \times F) \\ &\geq \min\{1, \dim_H(F \times F) - \tfrac{1}{2}\} \\ &\geq \min\{1, 2\dim_H F - \tfrac{1}{2}\} \end{aligned}$$

using Theorem 12.5 and Product formula 7.2. This inequality is satisfied if and only if  $\dim_H F = 1$  or  $\dim_H F \leq \frac{1}{2}$ .  $\square$

## 12.5 Notes and references

More detailed accounts of the Kakeya problem and its variants are given in Besicovitch (1963), Cunningham (1974) and Falconer (1985a) and the dual approach was introduced by Besicovitch (1964). For recent surveys see Wolff (1999) and Katz and Tao (2000). The book by Stein (1993) includes applications of Kakeya sets to functional and harmonic analysis.

For discussions on Vitushkin's conjecture, see Mattila (1995), Murai (1988) and David (1999). The construction outlined is due to Mattila (1986) and the non-removable set with projections of lengths zero is due to Jones and Murai (1988). David (1999) showed that irregular 1-sets are removable.

For general information on convex geometry see Gruber and Wills (1993). The result given here is due to Anderson and Klee (1952). For other results involving Hausdorff dimension and convexity, see Dalla and Larman (1980) and the survey of Schneider (1993).

Examples of groups of fractional dimension were given by Erdős and Volkmann (1966) who raised the question of dimensions of rings. Falconer (1985c) used Fourier transform methods to show that Borel rings could not have dimension between  $\frac{1}{2}$  and 1, see also Mattila (1995). The complete proof of Theorem 12.6 is due to Edgar and Miller (2003).

## Exercises

- 12.1 Construct a plane set of zero area that contains a line at every perpendicular distance from the origin between 0 and 1. (Hint: consider the image of the set  $F$  in Proposition 12.2 under the transformation  $(a, b) \rightarrow (a(1 + b^2)^{1/2}, b)$ .)
- 12.2 By transforming the set obtained in the previous exercise by the mapping given in polar coordinates by  $(r, \theta) \rightarrow (1/r, \theta)$ , show that there exists a plane set of zero area that contains a circle of radius  $r$  for all  $r > 0$ .
- 12.3 Show that there is a subset of the plane of area 0 that contains a different straight line through every point on the  $x$ -axis.
- 12.4 Let  $A$  be a (Borel) subset of  $[0, \pi)$ . Let  $F$  be a subset of the plane that contains a line running in direction  $\theta$  for every  $\theta \in A$ . Show that  $\dim_{\mathbb{H}} F \geq 1 + \dim_{\mathbb{H}} A$ .
- 12.5 Dualize Theorem 6.9 to show that any Borel set of finite area  $a$  may be completely covered by a collection of straight lines of total area  $a$ .
- 12.6 Show that if a compact subset  $F$  of  $\mathbb{C}$  supports a mass distribution  $\mu$  such that  $f(z) = \int_F (z - w)^{-1} d\mu(w)$  is bounded then  $F$  is not removable in the sense of Section 12.2. Show that this is the case if  $1 < \dim_{\mathbb{H}} F \leq 2$ . (Hint: see the proof of Theorem 4.13(b).)
- 12.7 Show that every finite set is removable. Show that the unit circle is not removable.
- 12.8 Let  $f : \mathbb{R} \rightarrow \mathbb{R}$  be a convex function. Show that the set of points at which  $f$  is not differentiable is finite or countable.
- 12.9 Find a convex  $f : \mathbb{R}^2 \rightarrow \mathbb{R}$  such that the set of points of non-differentiability has Hausdorff dimension 1. Find a (non-convex)  $f : \mathbb{R}^2 \rightarrow \mathbb{R}$  such that the set of points of non-differentiability has Hausdorff dimension 2.
- 12.10 Show that any subgroup of  $\mathbb{R}$  under addition has box dimension 0 or 1.
- 12.11 Show that, for all  $0 < s < 2$ , there is a subgroup of  $\mathbb{R}^2$  under vector addition with Hausdorff dimension  $s$ . (Hint: consider a product of subgroups of  $\mathbb{R}$ .)



# Chapter 13 Dynamical systems

Dynamical systems continue to be intensively studied, both from theoretical and applied viewpoints. The availability of powerful computers has allowed numerical investigation to complement theoretical analysis. Moreover, ‘topological’ methods for studying the qualitative behaviour of systems augment the more traditional quantitative approach. The subject is stimulated by an increasingly diverse range of applications—dynamical systems are now used to model phenomena in biology, geography, economics and internet traffic as well as in the traditional disciplines of engineering and physics. Volumes have been written on dynamical systems and chaos. We make no attempt to provide a general account, which would require excursions into ergodic theory, bifurcation theory and many other areas, but we illustrate various ways in which fractals can occur in dynamical systems.

Let  $D$  be a subset of  $\mathbb{R}^n$  (often  $\mathbb{R}^n$  itself), and let  $f : D \rightarrow D$  be a continuous mapping. As usual,  $f^k$  denotes the  $k$ th iterate of  $f$ , so that  $f^0(x) = x$ ,  $f^1(x) = f(x)$ ,  $f^2(x) = f(f(x))$ , etc. Clearly  $f^k(x)$  is in  $D$  for all  $k$  if  $x$  is a point of  $D$ . Typically,  $x, f(x), f^2(x), \dots$  are the values of some quantity at times  $0, 1, 2, \dots$ . Thus the value at time  $k + 1$  is given in terms of the value at time  $k$  by the function  $f$ . For example,  $f^k(x)$  might represent the size after  $k$  years of a biological population or the value of an investment subject to certain interest and tax conditions.

An iterative scheme  $\{f^k\}$  is called a *discrete dynamical system*. We are interested in the behaviour of the sequence of *iterates*, or *orbits*,  $\{f^k(x)\}_{k=1}^\infty$  for various initial points  $x \in D$ , particularly for large  $k$ . For example, if  $f(x) = \cos x$ , the sequence  $f^k(x)$  converges to  $0.739 \dots$  as  $k \rightarrow \infty$  for any initial  $x$ : try repeatedly pressing the cosine button on a calculator and see! Sometimes the distribution of iterates appears almost random. Alternatively,  $f^k(x)$  may converge to a *fixed point*  $w$ , i.e. a point of  $D$  with  $f(w) = w$ . More generally,  $f^k(x)$  may converge to an orbit of *period- $p$  points*  $\{w, f(w), \dots, f^{p-1}(w)\}$ , where  $p$  is the least positive integer with  $f^p(w) = w$ , in the sense that  $|f^k(x) - f^k(w)| \rightarrow 0$  as  $k \rightarrow \infty$ . Sometimes, however,  $f^k(x)$  may appear to move about at random, but always remaining close to a certain set, which may be a fractal. In this chapter we examine several ways in which such ‘fractal attractors’ or ‘strange attractors’ can occur.

Roughly speaking, an attractor is a set to which all nearby orbits converge. However, as frequently happens in dynamical systems theory, the precise definition varies between authors. We shall call a subset  $F$  of  $D$  an *attractor* for  $f$  if  $F$  is a closed set that is *invariant* under  $f$  (i.e. with  $f(F) = F$ ) such that the distance from  $f^k(x)$  to  $F$  converges to zero as  $k$  tends to infinity for all  $x$  in an open set  $V$  containing  $F$ . The largest such open set  $V$  is called the *basin of attraction* of  $F$ . It is usual to require that  $F$  is minimal in the sense that it has no proper subset satisfying these conditions. Similarly, a closed invariant set  $F$  from which all nearby points not in  $F$  are iterated away is called a *repeller*; this is roughly equivalent to  $F$  being an ‘attractor’ for the (perhaps multivalued) inverse  $f^{-1}$ . An attractor or repeller may just be a single point or a period- $p$  orbit. However, even relatively simple maps  $f$  can have fractal attractors.

Note that  $f(D) \subset D$  so that  $f^k(D) \subset f^{k-1}(D) \subset \dots \subset f(D) \subset D$ , so  $\bigcap_{i=1}^k f^i(D) = f^k(D)$ . Thus the set  $F = \bigcap_{k=1}^{\infty} f^k(D)$  is invariant under  $f$ . Since  $f^k(x) \in \bigcap_{i=1}^k f^i(D)$  for all  $x \in D$ , the iterates  $f^k(x)$  approach  $F$  as  $k \rightarrow \infty$ , and  $F$  is often an attractor of  $f$ .

Very often, if  $f$  has a fractal attractor or repeller  $F$ , then  $f$  exhibits ‘chaotic’ behaviour on  $F$ . There are various definitions of chaos;  $f$  would certainly be regarded as chaotic on  $F$  if the following are all true:

- (i) The orbit  $\{f^k(x)\}$  is dense in  $F$  for some  $x \in F$ .
- (ii) The periodic points of  $f$  in  $F$  (points for which  $f^p(x) = x$  for some positive integer  $p$ ) are dense in  $F$ .
- (iii)  $f$  has *sensitive dependence on initial conditions*; that is, there is a number  $\delta > 0$  such that for every  $x$  in  $F$  there are points  $y$  in  $F$  arbitrarily close to  $x$  such that  $|f^k(x) - f^k(y)| \geq \delta$  for some  $k$ . Thus points that are initially close to each other do not remain close under iterates of  $f$ .

Condition (i) implies that  $F$  cannot be decomposed into smaller closed invariant sets, (ii) suggests a skeleton of regularity in the structure of  $F$ , and (iii) reflects the unpredictability of iterates of points on  $F$ . In particular, (iii) implies that accurate long-term numerical approximation to orbits of  $f$  is impossible, since a tiny numerical error will be magnified under iteration. Often conditions that give rise to fractal attractors also lead to chaotic behaviour.

Dynamical systems are naturally suited to computer investigation. Roughly speaking, attractors are the sets that are seen when orbits are plotted on a computer. For some initial point  $x$  one plots, say, 10,000 iterates  $f^k(x)$ , starting at  $k = 101$ , say, to ensure that they are indistinguishable from any attractor. If an attractor appears fractal, a ‘box-counting’ method can be used to estimate its dimension. However, computer pictures can be misleading, in that the distribution of  $f^k(x)$  across an attractor can be very uneven, with certain parts of the attractor visited very rarely.

### 13.1 Repellers and iterated function systems

Under certain circumstances, a repeller in a dynamical system coincides with the attractor of a related iterated function system. This is best seen by an example.

The mapping  $f : \mathbb{R} \rightarrow \mathbb{R}$  given by

$$f(x) = \frac{3}{2}(1 - |2x - 1|)$$

is called the *tent map* because of the form of its graph; see figure 13.1. Clearly,  $f$  maps  $\mathbb{R}$  in a two-to-one manner onto  $(-\infty, \frac{3}{2})$ . Defining an iterated function system  $S_1, S_2 : [0, 1] \rightarrow [0, 1]$  by the contractions

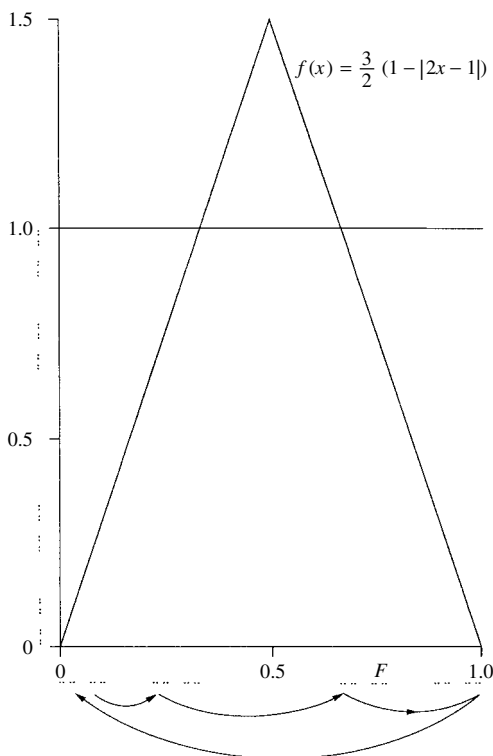
$$S_1(x) = \frac{1}{3}x \quad S_2(x) = 1 - \frac{1}{3}x$$

we see that

$$f(S_1(x)) = f(S_2(x)) = x \quad (0 \leq x \leq 1).$$

Thus  $S_1$  and  $S_2$  are the two branches of  $f^{-1}$ . Theorem 9.1 implies that there is a unique non-empty compact attractor  $F \subset [0, 1]$  satisfying

$$F = S_1(F) \cup S_2(F) \quad (13.1)$$



**Figure 13.1** The tent map  $f$ . Notice that the middle third Cantor set  $F$  is mapped onto itself by  $f$  and is an invariant repeller. Notice, also, the chaotic nature of  $f$  on  $F$ : the iterates of a point are indicated by the arrows

which is given by  $F = \bigcap_{k=0}^{\infty} S^k([0, 1])$  (writing  $S(E) = S_1(E) \cup S_2(E)$  for any set  $E$ ). Clearly the attractor  $F$  is the middle third Cantor set, with Hausdorff and box dimensions  $\log 2 / \log 3$ .

It follows from (13.1) that  $f(F) = F$ . To see that  $F$  is a repeller, observe that if  $x < 0$  then  $f(x) = 3x$ , so  $f^k(x) = 3^k x \rightarrow -\infty$  as  $k \rightarrow \infty$ . If  $x > 1$  then  $f(x) < 0$  and again  $f^k(x) \rightarrow -\infty$ . If  $x \in [0, 1] \setminus F$  then for some  $k$ , we have  $x \notin S^k[0, 1] = \bigcup \{S_{i_1} \circ \dots \circ S_{i_k}[0, 1] : i_j = 1, 2\}$  so  $f^k(x) \notin [0, 1]$ , and again  $f^k(x) \rightarrow -\infty$  as  $k \rightarrow \infty$ . All points outside  $F$  are iterated to  $-\infty$  so  $F$  is a repeller.

With the notation of Section 9.1, the chaotic nature of  $f$  on  $F$  is readily apparent. Denoting the points of  $F$  by  $x_{i_1, i_2, \dots}$  with  $i_j = 1, 2$ , as in (9.7),  $|x_{i_1, i_2, \dots} - x_{i'_1, i'_2, \dots}| \leq 3^{-k}$  if  $i_1 = i'_1, \dots, i_k = i'_k$ . Since  $x_{i_1, i_2, \dots} = S_{i_1}(x_{i_2, i_3, \dots})$ , it follows that  $f(x_{i_1, i_2, \dots}) = x_{i_2, i_3, \dots}$ . Suppose that  $(i_1, i_2, \dots)$  is an infinite sequence with every finite sequence of 1s and 2s appearing as a consecutive block of terms; for example,

$$(1, 2, 1, 1, 1, 2, 2, 1, 2, 2, 2, 1, 1, 1, 1, 2, \dots)$$

where the spacing is just to indicate the form of the sequence. For each point  $x_{i'_1, i'_2, \dots}$  in  $F$  and each integer  $q$ , we may find  $k$  such that  $(i'_1, i'_2, \dots, i'_q) = (i_{k+1}, \dots, i_{k+q})$ . Then  $|x_{i_{k+1}, i_{k+2}, \dots} - x_{i'_1, i'_2, \dots}| < 3^{-q}$ , so the iterates  $f^k(x_{i_1, i_2, \dots}) = x_{i_{k+1}, i_{k+2}, \dots}$  come arbitrarily close to each point of  $F$  for suitable large  $k$ , so that  $f$  has dense orbits in  $F$ . Similarly, since  $x_{i_1, \dots, i_k, i_1, \dots, i_k, i_1, \dots}$  is a periodic point of period  $k$ , the periodic points of  $f$  are dense in  $F$ . The iterates have sensitive dependence on initial conditions, since  $f^k(x_{i_1, \dots, i_k, 1, \dots}) \in [0, \frac{1}{3}]$  but  $f^k(x_{i_1, \dots, i_k, 2, \dots}) \in [\frac{2}{3}, 1]$ . We conclude that  $F$  is a chaotic repeller for  $f$ . (The study of  $f$  by its effect on points of  $F$  represented by sequences  $(i_1, i_2, \dots)$  is known as *symbolic dynamics*.)

In exactly the same way, the attractors of general iterated function systems correspond to repellers of functions. If  $S_1, \dots, S_m$  is a set of bijective contractions on a domain  $D$  with attractor  $F$  such that  $S_1(F), \dots, S_m(F)$  are disjoint, then  $F$  is a repeller for any mapping  $f$  such that  $f(x) = S_i^{-1}(x)$  when  $x$  is near  $S_i(F)$ . Again, by examining the effect of  $f$  on the point  $x_{i_1, i_2, \dots}$ , it may be shown that  $f$  acts chaotically on  $F$ . Indeed, for many dynamical systems  $f$ , it is possible to decompose the domain  $D$  into parts (called a *Markov partition*) such that the branches of  $f^{-1}$  on each part look rather like an iterated function system. See Theorem 14.15 for an example in the complex plane.

## 13.2 The logistic map

The logistic map  $f : \mathbb{R} \rightarrow \mathbb{R}$  is given by

$$f_\lambda(x) = \lambda x(1 - x) \tag{13.2}$$

where  $\lambda$  is a positive constant. This mapping was introduced to model the population development of certain species—if the (normalized) population is  $x$  at the end of a given year, it is assumed to be  $f_\lambda(x)$  at the end of the following year. Nowadays the logistic map is studied intensively as an archetypal 1-dimensional dynamical system. We content ourselves here with an analysis when  $\lambda$  is large, and a brief discussion when  $\lambda$  is small.

For  $\lambda > 2 + \sqrt{5} = 4.236\dots$  we get a nonlinear version of the tent map repeller of Section 13.1. Write  $a = \frac{1}{2} - \sqrt{\frac{1}{4} - 1/\lambda}$  and  $1 - a = \frac{1}{2} + \sqrt{\frac{1}{4} - 1/\lambda}$  for the roots of  $f_\lambda(x) = 1$ . Each of the intervals  $[0, a]$  and  $[1 - a, 1]$  is mapped bijectively onto  $[0, 1]$  by  $f_\lambda$ . The mappings  $S_1 : [0, 1] \rightarrow [0, a]$  and  $S_2 : [0, 1] \rightarrow [1 - a, 1]$  given by

$$S_1(x) = \frac{1}{2} - \sqrt{\frac{1}{4} - x/\lambda} \quad S_2(x) = \frac{1}{2} + \sqrt{\frac{1}{4} - x/\lambda}$$

are the values of the inverse  $f_\lambda^{-1}$  in  $[0, a]$  and  $[1 - a, 1]$ , with  $f_\lambda(S_1(x)) = f_\lambda(S_2(x)) = x$  for each  $x$  in  $[0, 1]$ . For  $i = 1, 2$  we have

$$|S'_i(x)| = \frac{1}{2\lambda} \left(\frac{1}{4} - x/\lambda\right)^{-1/2}$$

so

$$\frac{1}{\lambda} \leq |S'_i(x)| \leq \frac{1}{2\lambda} \left(\frac{1}{4} - 1/\lambda\right)^{-1/2} = \frac{1}{2} (\lambda^2/4 - \lambda)^{-1/2}$$

if  $0 \leq x \leq 1$ . By the mean-value theorem

$$\frac{1}{\lambda} |x - y| \leq |S_i(x) - S_i(y)| \leq \frac{1}{2} (\lambda^2/4 - \lambda)^{-1/2} |x - y| \quad (0 \leq x, y \leq 1). \quad (13.3)$$

Thus, if  $\lambda > 2 + \sqrt{5}$  the mappings  $S_1$  and  $S_2$  are contractions on  $[0, 1]$ , so by Theorem 9.1 the iterated function system  $\{S_1, S_2\}$  has a unique (non-empty compact) attractor  $F \subset [0, 1]$  satisfying

$$F = S_1(F) \cup S_2(F),$$

and it follows that  $f_\lambda(F) = F$ . Since this union is disjoint,  $F$  is totally disconnected. In exactly the same way as for the tent map,  $F$  is a repeller, with  $f_\lambda^k(x) \rightarrow -\infty$  if  $x \notin F$ , and  $f$  is chaotic on  $F$ .

To estimate the dimension of  $F$  we proceed as in Example 9.8. Using Propositions 9.6 and 9.7 it follows from (13.3) that

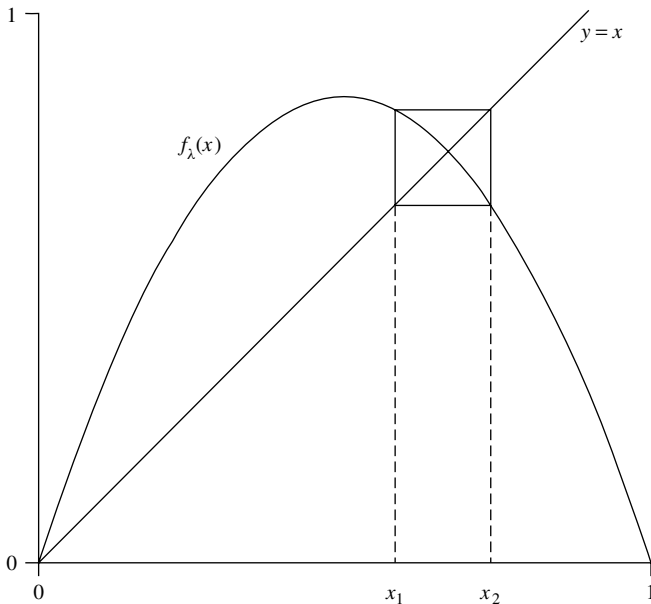
$$\frac{\log 2}{\log \lambda} \leq \dim_H F \leq \underline{\dim}_B F \leq \overline{\dim}_B F \leq \frac{\log 2}{\log(\lambda(1 - 4/\lambda)^{1/2})}.$$

Thus, if  $\lambda$  is large, the dimension of  $F$  is close to  $\log 2 / \log \lambda$ .

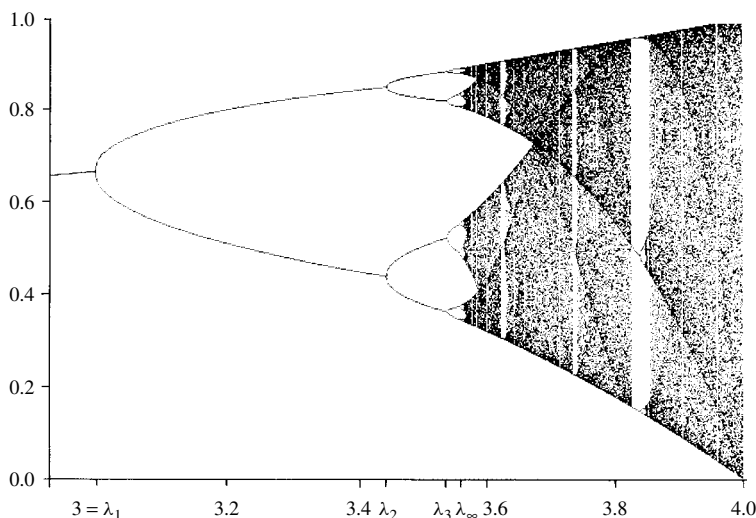
For smaller values of  $\lambda$ , the dynamics of the logistic map (13.2) are subtle. If  $0 < \lambda \leq 4$ , the function  $f_\lambda$  maps  $[0, 1]$  into itself, and we can restrict attention to the interval  $[0, 1]$ . If  $x$  is a period- $p$  point of  $f$ , i.e.  $f^p(x) = x$  and  $p$  is the least positive integer with this property, we say that  $x$  is *stable* or *unstable* according to whether  $|(f^p)'(x)| < 1$  or  $> 1$ . Stable periodic points attract nearby orbits, unstable periodic points repel them. If  $0 < \lambda \leq 1$ , then  $f_\lambda$  has a fixed point at 0 which is attractive, in the sense that  $f_\lambda^k(x) \rightarrow 0$  for all  $x \in [0, 1]$ . For  $1 < \lambda < 3$ , the function  $f_\lambda$  has an unstable fixed point 0, and a stable fixed point  $1 - 1/\lambda$ , so  $f_\lambda^k(x) \rightarrow 1 - 1/\lambda$  for all  $x \in (0, 1)$ . As  $\lambda$  increases through the value  $\lambda_1 = 3$ , the fixed point at  $1 - 1/\lambda$  becomes unstable, splitting into a stable orbit of period 2 to which all but countably many points of  $(0, 1)$  are attracted (see figure 13.2). When  $\lambda$  reaches  $\lambda_2 = 1 + \sqrt{6}$ , the period-2 orbit becomes unstable and is replaced by a stable period-4 orbit. As  $\lambda$  is increased further, this period doubling continues with a stable orbit of period  $2^q$  appearing at  $\lambda = \lambda_q$ ; this orbit attracts all but countably many initial points in  $(0, 1)$ .

One of the surprising features of this process is that the period doubling occurs more and more frequently as  $\lambda$  increases, and  $q \rightarrow \infty$  as  $\lambda \rightarrow \lambda_\infty$  where  $\lambda_\infty \simeq 3.570$ . As  $\lambda$  approaches  $\lambda_\infty$ , the repeated splitting of stable orbits of period  $2^q$  into nearby stable orbits of period  $2^{q+1}$  provides a sequence of attracting orbits which approximate to a Cantor set; see figure 13.3.

When  $\lambda = \lambda_\infty$  the attractor  $F$  actually *is* a set of Cantor type. Then  $F$  is invariant under  $f_{\lambda_\infty}$  with all except a countable number of points of  $[0, 1]$  approaching



**Figure 13.2** The logistic map  $f_\lambda(x) = \lambda x(1 - x)$  for  $\lambda = 3.38$ . Note the period-2 orbit  $x_1, x_2$  with  $f_\lambda(x_1) = x_2$  and  $f_\lambda(x_2) = x_1$



**Figure 13.3** For each  $\lambda$  the iterates  $f_{\lambda}^k(x)$  are plotted for  $k$  between 150 and 300, for a suitable initial  $x$ . The intersection of the plot with vertical lines shows the periodic attractors for  $\lambda < \lambda_{\infty}$ . As  $\lambda$  approaches  $\lambda_{\infty}$ , repeated splitting of the periodic orbits results in an attractor of Cantor set form at  $\lambda = \lambda_{\infty}$

$F$  under iteration by  $f_{\lambda_{\infty}}$  (the exceptional points are those that iterate onto the unstable periodic orbits). The effect of  $f_{\lambda_{\infty}}$  on  $F$  can be analysed by extrapolating from the periodic orbits of  $f_{\lambda_q}$  when  $q$  is large. There are dense orbits but no sensitive dependence on initial conditions. It is possible to show that  $F$  is the attractor in the sense of (9.2) of a certain iterated function system, and, using the method of Example 9.8, the Hausdorff dimension may be estimated as  $0.538 \dots$ . A complete analysis of the structure of this fractal attractor is beyond the scope of this book.

For  $\lambda_{\infty} < \lambda < 4$  several types of behaviour occur. There is a set of parameters  $K$  such that if  $\lambda \in K$  then  $f_{\lambda}$  has a truly chaotic attractor of positive length. Moreover,  $K$  itself has positive Lebesgue measure. However, in the gaps or ‘windows’ of  $K$ , period doubling again occurs. For example, when  $\lambda \simeq 3.83$  there is a stable period-3 orbit; as  $\lambda$  increases it splits first into a stable period-6 orbit, then into a stable period-12 orbit, and so on. When  $\lambda$  reaches about 3.855 the ‘limit’ of these stable orbits gives a Cantor-like attractor. Similarly there are other windows where period doubling commences with a 5-cycle, a 7-cycle and so on.

One of the most fascinating features of this period doubling is its universality: the behaviour of the logistic map as  $\lambda$  increases is qualitatively the same as that of *any* family of transformations of an interval  $f_{\lambda}(x) = \lambda f(x)$ , provided that  $f$  is unimodal, i.e. has a single maximum at  $c$  say, with  $f''(c) < 0$ .

Although the values  $\lambda_1, \lambda_2, \dots$  at which period doubling occurs depend on  $f$ , the rate at which these values approach  $\lambda_\infty$  is universal, i.e.  $\lambda_\infty - \lambda_k \simeq c\delta^{-k}$  where  $\delta = 4.6692\dots$  is the Feigenbaum constant and  $c$  depends on  $f$ . Moreover, the Hausdorff dimension of the fractal attractor of  $f_{\lambda_\infty}$  is  $0.538\dots$ , this same value occurring for any differentiable and unimodal  $f$ .

Mappings which have been used to model biological populations and which exhibit similar features include the following:

$$f_\lambda(x) = \lambda \sin \pi x$$

$$f_\lambda(x) = x \exp \lambda(1 - x)$$

$$f_\lambda(x) = x(1 + \lambda(1 - x))$$

$$f_\lambda(x) = \lambda x / (1 + ax)^5.$$

### 13.3 Stretching and folding transformations

One of the simplest planar dynamical systems with a fractal attractor is the ‘baker’s’ transformation, so-called because it resembles the process of repeatedly stretching a piece of dough and folding it in two. Let  $E = [0, 1] \times [0, 1]$  be the unit square. For fixed  $0 < \lambda < \frac{1}{2}$  we define the *baker’s transformation*  $f : E \rightarrow E$  by

$$f(x, y) = \begin{cases} (2x, \lambda y) & (0 \leq x \leq \frac{1}{2}) \\ (2x - 1, \lambda y + \frac{1}{2}) & (\frac{1}{2} < x \leq 1). \end{cases} \quad (13.4)$$

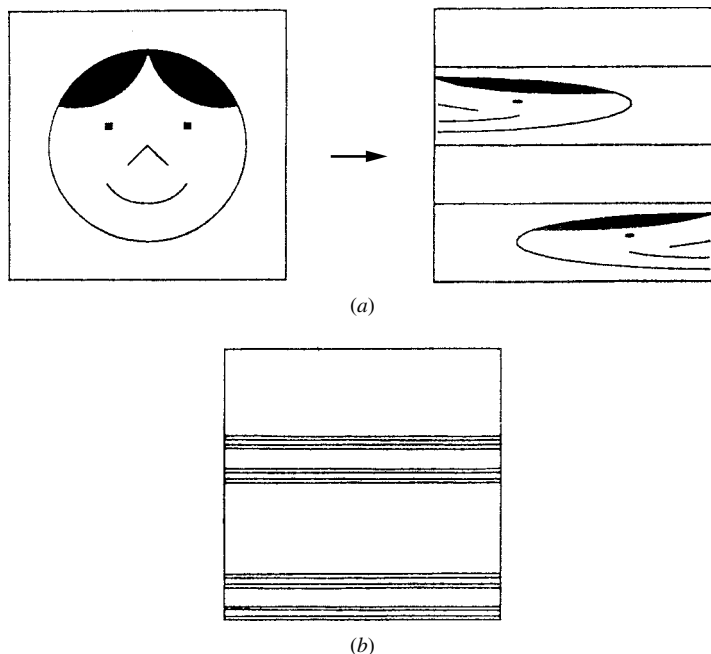
This transformation may be thought of as stretching  $E$  into a  $2 \times \lambda$  rectangle, cutting it into two  $1 \times \lambda$  rectangles and placing these above each other with a gap of  $\frac{1}{2} - \lambda$  in between; see figure 13.4. Then  $E_k = f^k(E)$  is a decreasing sequence of sets, with  $E_k$  comprising  $2^k$  horizontal strips of height  $\lambda^k$  separated by gaps of at least  $(\frac{1}{2} - \lambda)\lambda^{k-1}$ . Since  $f(E_k) = E_{k+1}$ , the compact limit set  $F = \bigcap_{k=0}^{\infty} E_k$  satisfies  $f(F) = F$ . (Strictly speaking,  $f(F)$  does not include part of  $F$  in the left edge of the square  $E$ , a consequence of  $f$  being discontinuous. However, this has little effect on our study.) If  $(x, y) \in E$  then  $f^k(x, y) \in E_k$ , so  $f^k(x, y)$  lies within distance  $\lambda^k$  of  $F$ . Thus all points of  $E$  are attracted to  $F$  under iteration by  $f$ .

If the initial point  $(x, y)$  has  $x = 0.a_1a_2\dots$  in base 2, and  $x \neq \frac{1}{2}, 1$  then it is easily checked that

$$f^k(x, y) = (0.a_{k+1}a_{k+2}\dots, y_k)$$

where  $y_k$  is some point in the strip of  $E_k$  numbered  $a_k a_{k-1} \dots a_1$  (base 2) counting from the bottom with the bottom strip numbered 0. Thus when  $k$  is large the position of  $f^k(x, y)$  depends largely on the base-2 digits  $a_i$  of  $x$  with  $i$  close





**Figure 13.4** The baker's transformation: (a) its effect on the unit square; (b) its attractor

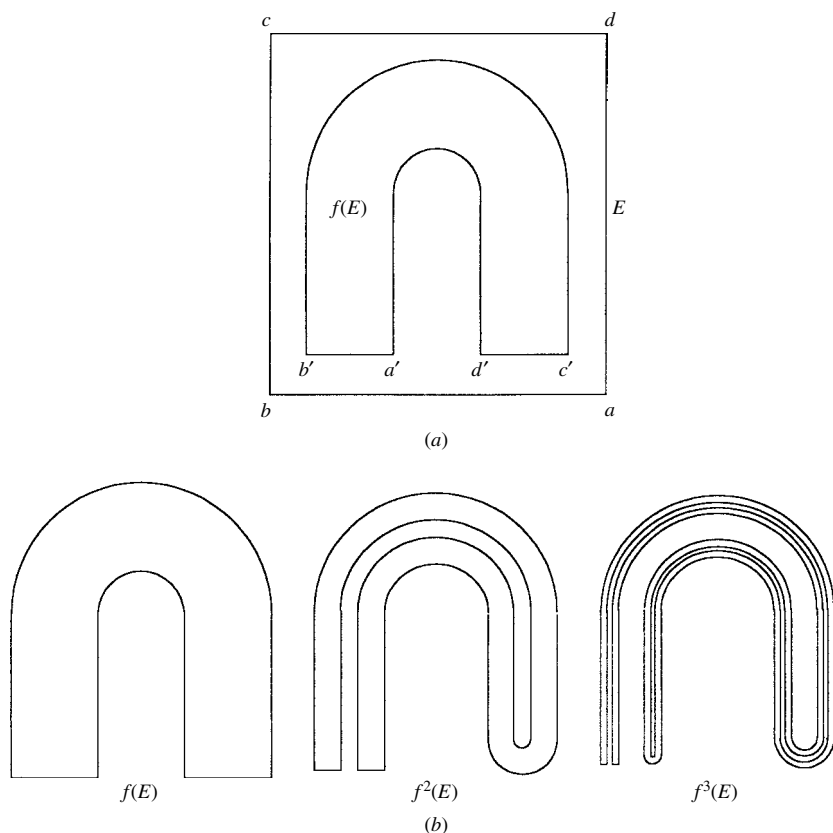
to  $k$ . By choosing an  $x$  with base 2 expansion containing all finite sequences, we can arrange for  $f^k(x, y)$  to be dense in  $F$  for certain initial  $(x, y)$ , just as in the case of the tent map.

Further analysis along these lines shows that  $f$  has sensitive dependence on initial conditions, and that the periodic points of  $f$  are dense in  $F$ , so that  $F$  is a chaotic attractor for  $f$ . Certainly  $F$  is a fractal—it is essentially the product  $[0, 1] \times F_1$ , where  $F_1$  is a Cantor set that is the IFS attractor of  $S_1(x) = \lambda x$ ,  $S_2(x) = \frac{1}{2} + \lambda x$ . Theorem 9.3 gives  $\dim_H F_1 = \dim_B F_1 = \log 2 / -\log \lambda$ , so  $\dim_H F = 1 + \log 2 / -\log \lambda$ , using Corollary 7.4.

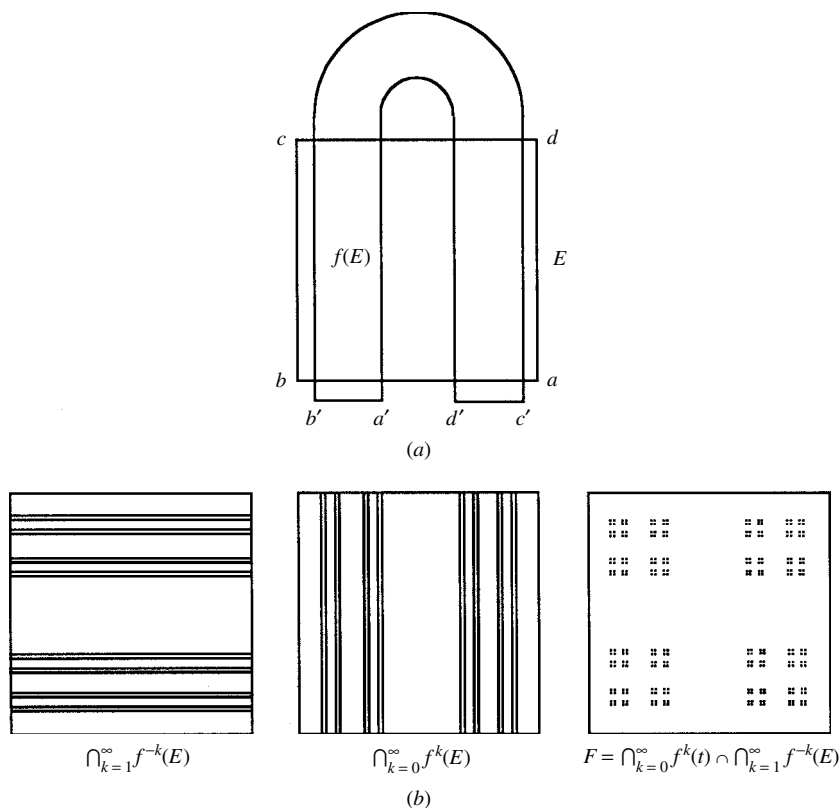
The baker's transformation is rather artificial, being piecewise linear and discontinuous. However, it does serve to illustrate how the 'stretching and cutting' procedure results in a fractal attractor.

The closely related process of 'stretching and folding' *can* occur for continuous functions on plane regions. Let  $E = [0, 1] \times [0, 1]$  and suppose that  $f$  maps  $E$  in a one-to-one manner onto a horseshoe-shaped region  $f(E)$  contained in  $E$ . Then  $f$  may be thought of as stretching  $E$  into a long thin rectangle which is then bent in the middle. This figure is repeatedly stretched and bent by  $f$  so that  $f^k(E)$  consists of an increasing number of side-by-side strips; see figure 13.5. We have  $E \supset f(E) \supset f^2(E) \supset \dots$ , and the compact set  $F = \bigcap_{k=1}^{\infty} f^k(E)$  attracts all points of  $E$ . Locally,  $F$  looks like the product of a Cantor set and an interval.

A variation on this construction gives a transformation with rather different characteristics; see figure 13.6. If  $D$  is a plane domain containing the unit square  $E$  and  $f : D \rightarrow D$  is such that  $f(E)$  is a horseshoe with ‘ends’ and ‘arch’ lying in a part of  $D$  outside  $E$  that is never iterated back into  $E$ , then almost all points of the square  $E$  (in the sense of plane measure) are eventually iterated outside  $E$  by  $f$ . If  $f^k(x, y) \in E$  for all positive  $k$ , then  $(x, y) \in \bigcap_{k=1}^{\infty} f^{-k}(E)$ . With  $f$  suitably defined,  $f^{-1}(E)$  consists of two horizontal bars across  $E$ , so  $\bigcap_{k=1}^{\infty} f^{-k}(E)$  is the product of  $[0, 1]$  and a Cantor set. The set  $F = \bigcap_{k=-\infty}^{\infty} f^k(E) = \bigcap_{k=0}^{\infty} f^k(E) \cap \bigcap_{k=1}^{\infty} f^{-k}(E)$  is compact and invariant for  $f$ , and is the product of two Cantor sets. However,  $F$  is not an attractor, since points arbitrarily close to  $F$  are iterated outside  $E$ .



**Figure 13.5** A horseshoe map. (a) The square  $E$  is transformed, by stretching and bending, to the horseshoe  $f(E)$ , with  $a, b, c, d$  mapped to  $a', b', c', d'$ , respectively. (b) The iterates of  $E$  under  $f$  form a set that is locally a product of a line segment and a Cantor set

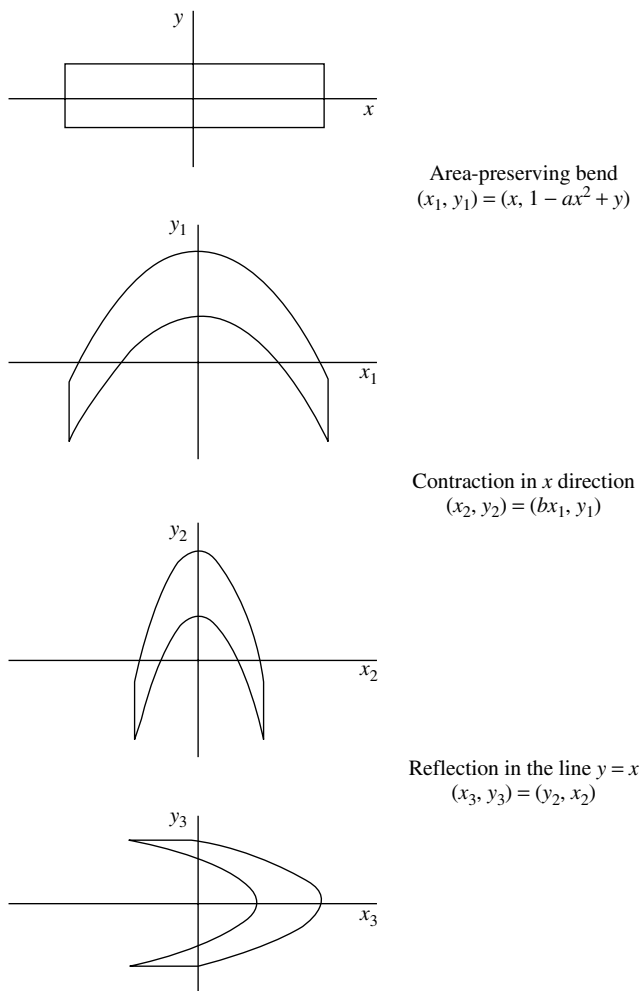


**Figure 13.6** An alternative horseshoe map. (a) The square  $E$  is transformed so that the ‘arch’ and ‘ends’ of  $f(E)$  lie outside  $E$ . (b) The sets  $\bigcap_{k=1}^{\infty} f^{-k}(E)$  and  $\bigcap_{k=0}^{\infty} f^k(E)$  are both products of a Cantor set and a unit interval. Their intersection  $F$  is an unstable invariant set for  $f$

A specific example of a ‘stretching and folding’ transformation is the Hénon map  $f: \mathbb{R}^2 \rightarrow \mathbb{R}^2$

$$f(x, y) = (y + 1 - ax^2, bx) \quad (13.5)$$

where  $a$  and  $b$  are constants. (The values  $a = 1.4$  and  $b = 0.3$  are usually chosen for study. For these values there is a quadrilateral  $D$  for which  $f(D) \subset D$  to which we can restrict attention.) This mapping has Jacobian  $-b$  for all  $(x, y)$ , so it contracts area at a constant rate throughout  $\mathbb{R}^2$ ; to within a linear change of coordinates, (13.5) is the most general quadratic mapping with this property. The transformation (13.5) may be decomposed into an (area-preserving) bend, a contraction, and a reflection, the net effect being ‘horseshoe-like’; see figure 13.7. This leads us to expect  $f$  to have a fractal attractor, and this is borne out by computer pictures, figure 13.8. Detailed pictures show banding indicative of a set that is locally the product of a line segment and a Cantor-like set. Numerical

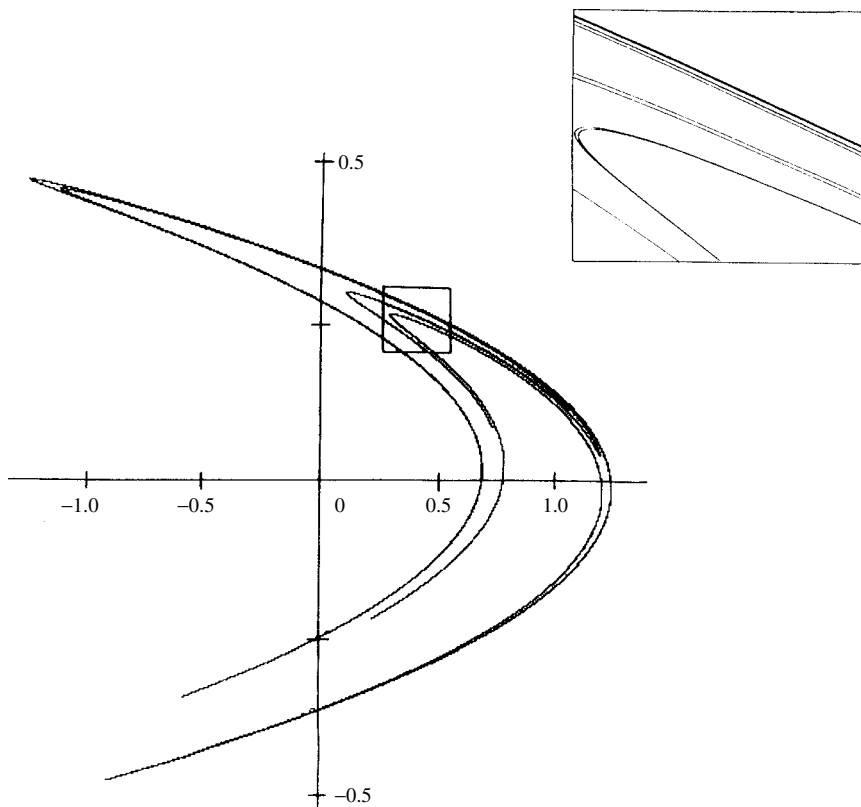


**Figure 13.7** The Hénon map may be decomposed into an area-preserving bend, followed by a contraction, followed by a reflection in the line  $y = x$ . The diagrams show the effect of these successive transformations on a rectangle

estimates suggest that the attractor has box dimension of about 1.26 when  $a = 1.4$  and  $b = 0.3$ .

Detailed analysis of the dynamics of the Hénon map is complicated. In particular the qualitative changes in behaviour (bifurcations) that occur as  $a$  and  $b$  vary are highly intricate.

Many other types of ‘stretching and folding’ are possible. Transformations can fold several times or even be many-to-one; for example the ends of a horseshoe might cross. Such transformations often have fractal attractors, but their analysis tends to be difficult.



**Figure 13.8** Iterates of a point under the Hénon map (13.5) showing the form of the attractor. Banding is apparent in the enlarged portion in the inset

### 13.4 The solenoid

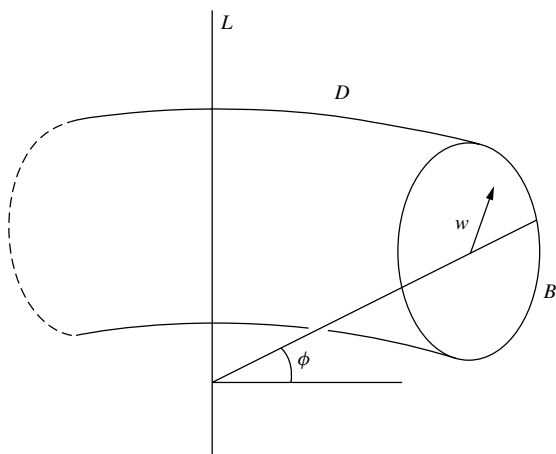
Our next example is of a transformation of a 3-dimensional region—a solid torus. If a unit disc  $B$  is rotated through  $360^\circ$  about an axis  $L$  in the plane of, but not intersecting,  $B$ , a solid torus  $D$  is swept out. The torus  $D$  may be thought of as the product of the circle  $C$ , of radius  $r > 1$ , obtained by rotating the centre of  $B$  around  $L$ , and  $B$ . This gives a convenient parametrization of  $D$  as

$$\{(\phi, w) \in C \times B : 0 \leq \phi < 2\pi, |w| \leq 1\}$$

where the angle  $\phi$  specifies a point on  $C$ , and where  $w$  is a position vector relative to the centre of  $B$ ; see figure 13.9.

Fix  $0 < a < \frac{1}{4}$  and define  $f : D \rightarrow D$  by

$$f(\phi, w) = (2\phi \pmod{2\pi}, aw + \tfrac{1}{2}\hat{\phi}) \quad (13.6)$$



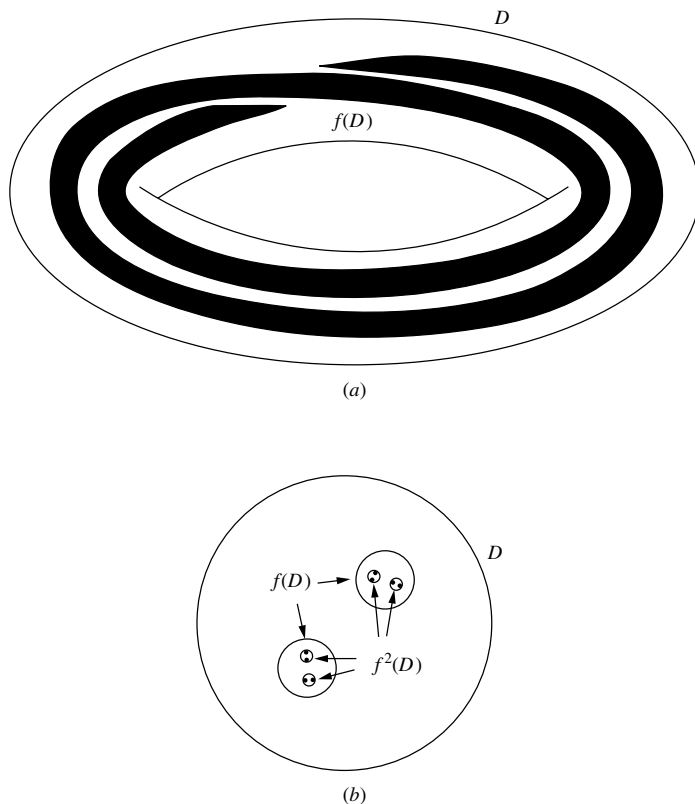
**Figure 13.9** Parametrization of the torus  $D$

where  $\hat{\phi}$  is the unit vector in  $B$  at angle  $\phi$  to the outwards axis. Then  $f$  maps  $D$  onto a solid tube of radius  $a$  that traverses  $D$  twice, see figure 13.10. Note that  $(\phi, w)$  and  $(\phi + \pi, w)$  are mapped to points in the same ‘slice’ of  $D$ , that is the same half-plane bounded by  $L$ . The second iterate  $f^2(D)$  is a tube of radius  $a^2$  going round  $f(D)$  twice, so around  $D$  four times;  $f^3(D)$  traverses  $D$  eight times, etc. The intersection  $F = \bigcap_{k=1}^{\infty} f^k(D)$  is highly fibrous—locally it looks like a bundle of line segments that cut any cross section of  $D$  in a Cantor-like set. The set  $F$ , called a *solenoid*, is invariant under  $f$ , and attracts all points of  $D$ .

We may find the dimension of  $F$  by routine methods. Let  $P_\phi$  be the half-plane bounded by  $L$  and cutting  $C$  at  $\phi$ . Observe that  $f^k(C)$  is a smooth closed curve traversing the torus  $2^k$  times, with total length at most  $2^k c$  where  $c$  is independent of  $k$  ( $f^k(C)$  cannot oscillate too wildly—the angle between every curve  $f^k(C)$  and every half-plane  $P_\phi$  has a positive lower bound). The set  $f^k(D)$  is a ‘fattening’ of the curve  $f^k(C)$  to a tube of radius  $a^k$ , so it may be covered by a collection of balls of radius  $2a^k$  spaced at intervals of  $a^k$  along  $f^k(C)$ . Clearly,  $2 \times 2^k c a^{-k}$  balls will suffice, so applying Proposition 4.1 in the usual way we get  $\dim_{\text{H}} F \leq \dim_{\text{B}} F \leq s$  and  $\mathcal{H}^s(F) < \infty$  for  $s = 1 + \log 2 / -\log a$ .

To get a lower estimate for the dimension, we examine the sections  $F \cap P_\phi$  for each  $\phi$ . The set  $f(D) \cap P_\phi$  consists of two discs of radius  $a$  situated diametrically opposite each other with centres  $\frac{1}{2}$  apart inside  $D \cap P_\phi$ . Each of these discs contains two discs of  $f^2(D) \cap P_\phi$  of radius  $a^2$  and with centres  $\frac{1}{2}a^2$  apart, and so on. We may place a mass distribution  $\mu$  on  $F \cap P_\phi$  in such a way that each of the  $2^k$  discs of  $f^k(D) \cap P_\phi$  has mass  $2^{-k}$ . If  $U \subset P_\phi$  satisfies

$$a^k(\tfrac{1}{2} - 2a) \leq |U| < a^{k-1}(\tfrac{1}{2} - 2a)$$



**Figure 13.10** The solenoid. (a) The torus  $D$  and its image under  $f$ . (b) A plane section through  $D$  intersects  $F$  in a Cantor-like set

for some positive integer  $k$ , then  $U$  intersects at most one disc of  $f^k(D) \cap P_\phi$ , so

$$\mu(U) \leq 2^{-k} = a^{k(\log 2 / -\log a)} \leq c_1 |U|^{\log 2 / -\log a}$$

where  $c_1$  is independent of  $|U|$ . It follows from the Mass distribution principle 4.2 that

$$\mathcal{H}^{\log 2 / -\log a}(F \cap P_\phi) \geq c_1^{-1}.$$

Since  $F$  is built up from sections  $F \cap P_\phi$  ( $0 \leq \phi < 2\pi$ ), a higher-dimensional modification of Proposition 7.9 implies  $\mathcal{H}^s(F) > 0$ , where  $s = 1 + \log 2 / -\log a$ . We conclude that  $\dim_H F = \dim_B F = s$ , and that  $0 < \mathcal{H}^s(F) < \infty$ .

If  $\phi/2\pi = 0 \cdot a_1 a_2 \dots$  to base 2, it follows from (13.6) that  $f^k(\phi, w) = (\phi_k, v_k)$  where  $\phi_k/2\pi = 0 \cdot a_{k+1} a_{k+2} \dots$  and where the integer with base-2 representation  $a_k a_{k-1} \dots a_{k-d+1}$  determines which of the  $2^d$  discs of  $f^d(D) \cap P_{\phi_k}$  the point  $v_k$  belongs to for  $d \leq k$ . Just as in previous examples, suitable choice of the digits

$a_1, a_2, \dots$  leads to initial points  $(\phi, w)$  with  $f^k(\phi, w)$  dense in  $F$ , or alternatively to periodic orbits, so that  $f$  is chaotic on  $F$ .

### 13.5 Continuous dynamical systems

A discrete dynamical system may be thought of as a formula relating the value of a quantity at successive discrete time intervals. If the time interval is allowed to tend to 0, then the formula becomes a differential equation in the usual way. Thus it is natural to regard an autonomous (time-independent) differential equation as a continuous dynamical system.

Let  $D$  be a domain in  $\mathbb{R}^n$  and let  $f : D \rightarrow \mathbb{R}^n$  be a smooth function. The differential equation

$$\dot{x} = \frac{dx}{dt} = f(x) \quad (13.7)$$

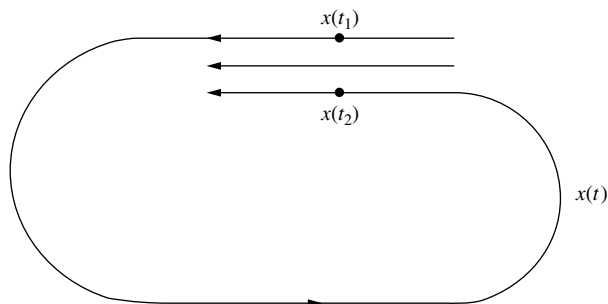
has a family of *solution curves* or *trajectories* which fill  $D$ . If an initial point  $x(0)$  is given, the solution  $x(t)$  remains on the unique trajectory that passes through  $x(0)$  for all time  $t$ ; the behaviour of  $x(t)$  as  $t \rightarrow \pm\infty$  may be found by following the trajectory. Given reasonable conditions on  $f$ , no two trajectories cross; otherwise the equations (13.7) would not determine the motion of  $x$ . Moreover, the trajectories vary smoothly across  $D$  except at points where  $\dot{x} = f(x) = 0$  and the trajectories are single points.

As in the discrete case, continuous dynamical systems give rise to attractors and repellers. A closed subset  $F$  of  $D$  might be termed an attractor with basin of attraction  $V$  containing  $F$  if, for all initial points  $x(0)$  in the open set  $V$ , the trajectory  $x(t)$  through  $x(0)$  approaches  $F$  as  $t$  tends to infinity. Of course, we require  $F$  to be invariant, so that if  $x(0)$  is a point of  $F$  then  $x(t)$  is in  $F$  for  $-\infty < t < \infty$  implying that  $F$  is a union of trajectories. We also require  $F$  to be minimal, in the sense that there is some point  $x(0)$  such that  $x(t)$  is dense in  $F$ .

When  $D$  is a plane domain, the range of attractors for continuous systems is rather limited. The only attractors possible are isolated points ( $x$  for which  $f(x) = 0$  in (13.7)) or closed loops. More complicated attractors cannot occur. To demonstrate this, suppose that  $x(t)$  is a dense trajectory in an attractor and that for  $t$  near  $t_2$  it runs close to, but distinct from, its path when  $t$  is near  $t_1$ . Assuming that the trajectories vary smoothly, the directions of  $x(t)$  at  $t_1$  and  $t_2$  are almost parallel (see figure 13.11). Thus for  $t > t_2$  the trajectory  $x(t)$  is 'blocked' from ever getting too close to  $x(t_1)$  so that  $x(t_1)$  cannot in fact be a point on an attractor. (The precise formulation of this fact is known as the Poincaré–Bendixson theorem.)

Consequently, to find continuous dynamical systems with fractal attractors we need to look at systems in 3 or more dimensions. Linear differential equations (with  $f(x)$  a linear function of  $x$  in (13.7)) can essentially be solved completely by classical methods, the solutions involving periodic or exponential terms. However, even simple non-linear terms can lead to trajectories of a highly intricate

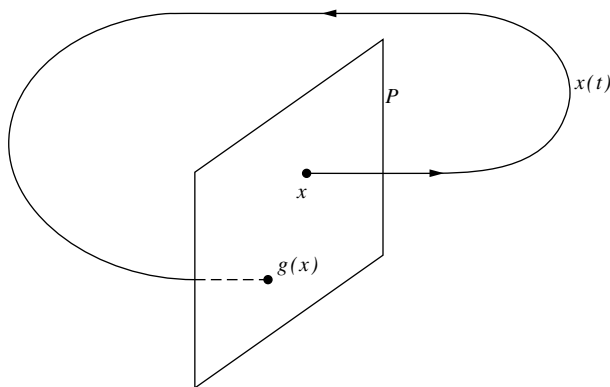




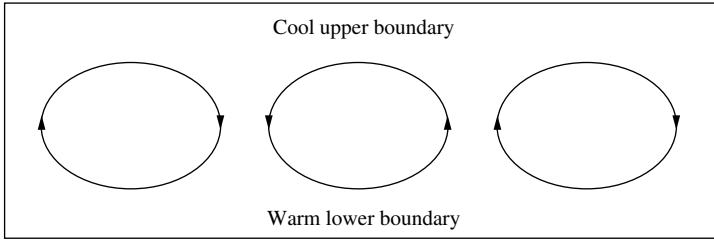
**Figure 13.11** A trajectory of a continuous dynamical system in the plane. Assuming that the trajectories vary smoothly, the trajectory shown is ‘cut off’ from returning too close to  $x(t_1)$  any time after  $t_2$

form. Non-linear differential equations, particularly in higher dimensions, are notoriously difficult to analyse, requiring a combination of qualitative mathematical analysis and numerical study. One standard approach is to reduce a 3-dimensional continuous system to a 2-dimensional discrete system by looking at plane cross sections or *Poincaré sections* as they are called. If  $P$  is a plane region transverse to the trajectories, we may define the *first return map*  $g: P \rightarrow P$  by taking  $g(x)$  as the point at which the trajectory through  $x$  next intersects  $P$ ; see figure 13.12. Then  $g$  is a discrete dynamical system on  $P$ . If  $g$  has an attractor  $E$  in  $P$  it follows that the union of trajectories through the points of  $E$  is an attractor  $F$  of  $f$ . Locally  $F$  looks like a product of  $E$  and a line segment, and typically  $\dim_H F = 1 + \dim_H E$ , by a variation on Corollary 7.4.

Perhaps the best known example of a continuous dynamical system with a fractal attractor is the Lorenz system of equations. Lorenz studied thermal convection of a horizontal layer of fluid heated from below: the warm fluid may rise owing to



**Figure 13.12** A continuous dynamical system in  $\mathbb{R}^3$  induces a discrete dynamical system on the plane  $P$  by the ‘first return’ map  $g$



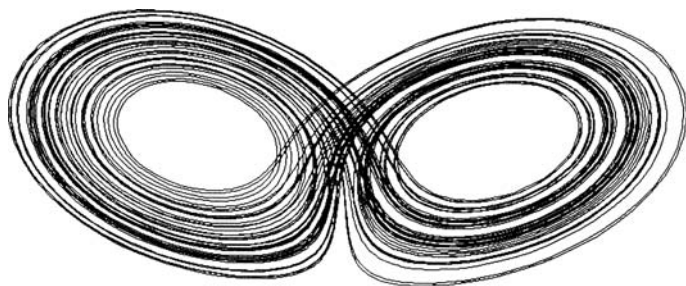
**Figure 13.13** The Lorenz equations describe the behaviour of one of the rotating cylindrical rolls of heat-conducting viscous fluid

its buoyancy and circulate in cylindrical rolls. Under certain conditions these cells are a series of parallel rotating cylindrical rolls; see figure 13.13. Lorenz used the continuity equation and Navier–Stokes equations from fluid dynamics, together with the heat conduction equation to describe the behaviour of one of these rolls. A series of approximations and simplifications lead to the *Lorenz equations*

$$\begin{aligned}\dot{x} &= \sigma(y - x) \\ \dot{y} &= rx - y - xz \\ \dot{z} &= xy - bz.\end{aligned}\tag{13.8}$$

The term  $x$  represents the rate of rotation of the cylinder,  $z$  represents the deviation from a linear vertical temperature gradient, and  $y$  corresponds to the difference in temperature at opposite sides of the cylinder. The constant  $\sigma$  is the Prandtl number of the air (the Prandtl number involves the viscosity and thermal conductivity),  $b$  depends on the width-to-height ratio of the layer, and  $r$  is a control parameter representing the fixed temperature difference between the bottom and top of the system. The non-linearity in the second and third equations results from the non-linearity of the equations of flow.

Working in  $(x, y, z)$ -space, the first thing to notice is that the system (13.8) contracts volumes at a constant rate. The differences in velocity between pairs of opposite faces of a small coordinate box of side  $\delta$  are approximately  $\delta(\partial\dot{x}/\partial x)$ ,  $\delta(\partial\dot{y}/\partial y)$ ,  $\delta(\partial\dot{z}/\partial z)$ , so the rate of change of volume of the box is  $\delta^3((\partial\dot{x}/\partial x) + (\partial\dot{y}/\partial y) + (\partial\dot{z}/\partial z)) = -(\sigma + b + 1)\delta^3 < 0$ . Nevertheless, with  $\sigma = 10$ ,  $b = \frac{8}{3}$ ,  $r = 28$  (the values usually chosen for study) the trajectories are concentrated onto an attractor of a highly complex form. This *Lorenz attractor* consists of two ‘discs’ each made up of spiralling trajectories (figure 13.14). Certain trajectories leave each of the discs almost perpendicularly and flow into the other disc. If a trajectory  $x(t)$  is computed, the following behaviour is typical. As  $t$  increases,  $x(t)$  circles around one of the discs a number of times and then ‘flips’ over to the other disc. After a few loops round this second disc, it flips back to the original disc. This pattern continues, with an apparently random number of circuits before leaving each disc. The motion seems to be chaotic; in particular points that are initially close together soon have completely different



**Figure 13.14** A view of the Lorenz attractor for  $\sigma = 10$ ,  $b = \frac{8}{3}$ ,  $r = 28$ . Note the spiralling round the two discs and the 'jumps' from one disc to the other

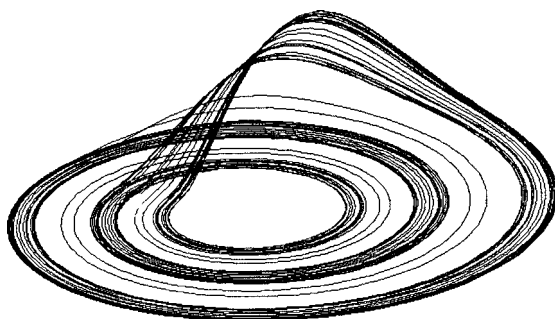
patterns of residence in the two discs of the attractor. One interpretation of this sensitive dependence on initial conditions is that long-term weather prediction is impossible.

The Lorenz attractor appears to be a fractal with numerical estimates suggesting a dimension of 2.06 when  $\sigma = 10$ ,  $b = \frac{8}{3}$ ,  $r = 28$ .

Other systems of differential equations also have fractal attractors. The equations

$$\begin{aligned}\dot{x} &= -y - z \\ \dot{y} &= x + ay \\ \dot{z} &= b + z(x - c)\end{aligned}$$

were studied by Rössler. Fixing suitable  $b$  and  $c$ , the nature of the attractor changes as  $a$  is varied. When  $a$  is small the attractor is a simple closed curve, but on increasing  $a$  this splits into a double loop, then a quadruple loop, and so on. Thus a type of period doubling takes place, and when  $a$  reaches a critical value there is a fractal attractor in the form of a band (figure 13.15). The band has a twist in it, rather like a Möbius strip.



**Figure 13.15** A view of the Rössler band attractor for  $a = 0.173$ ,  $b = 0.4$ ,  $c = 8.5$ . Note the banding, suggestive of a set that is locally the product of a Cantor set and a line segment

To a large extent, each continuous dynamical system must be studied individually; there is little general theory available. Attractors of continuous systems are well suited to computer study, and mathematicians are frequently challenged to explain ‘strange’ attractors that are observed on computer screens.

### \*13.6 Small divisor theory

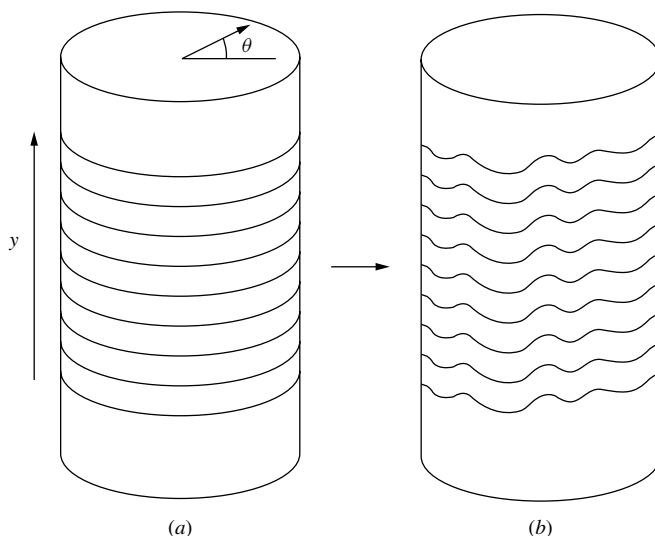
There are a number of important dynamical systems dependent on a parameter  $\omega$ , which are, in some sense, stable provided that  $\omega$  is ‘not too close to a rational number’, in other words if  $\omega$  is badly approximable in the sense of Section 10.3. By Jarník’s theorem 10.3 the well-approximable numbers form fractal sets, so the stable parameters lie in sets with fractal complement.

The following simple example indicates how badly approximable parameters can result in stable systems.

Let  $C$  be the infinite cylinder of unit radius  $\{(\theta, y) : 0 \leq \theta < 2\pi, -\infty < y < \infty\}$ . Fix  $\omega \in \mathbb{R}$  and define a discrete dynamical system  $f : C \rightarrow C$  by

$$f(\theta, y) = (\theta + 2\pi\omega \pmod{2\pi}, y). \quad (13.9)$$

Clearly,  $f$  just rotates points on the cylinder through an angle  $2\pi\omega$ , and the circles  $y = \text{constant}$  are invariant under  $f$ . It is natural to ask if these invariant curves are stable—if the transformation (13.9) is perturbed slightly, will the cylinder still be covered by a family of invariant closed curves (figure 13.16)?



**Figure 13.16** (a) Invariant circles for the mapping  $f(\theta, y) = (\theta + 2\pi\omega \pmod{2\pi}, y)$ . (b) If  $\omega$  is not ‘too rational’, a small perturbation of the mapping to  $f(\theta, y) = (\theta + 2\pi\omega \pmod{2\pi}, y + g(\theta))$  distorts the circles to a family of smooth invariant curves

The surprising thing is that this depends on the nature of the number  $\omega$ : if  $\omega$  is ‘sufficiently irrational’ then invariant curves remain.

We modify transformation (13.9) to

$$f(\theta, y) = (\theta + 2\pi\omega(\bmod 2\pi), y + g(\theta)) \quad (13.10)$$

where  $g$  is a  $C^\infty$  function (i.e. has continuous derivatives of all orders). It is easy to show, using integration by parts, that a function is  $C^\infty$  if and only if its Fourier coefficients  $a_k$  converge to 0 faster than any power of  $k$ . Thus, if

$$g(\theta) = \sum_{-\infty}^{\infty} a_k e^{ik\theta}$$

is the Fourier series of  $g$ , then for every positive integer  $m$  there is a constant  $c$  such that for  $k \neq 0$

$$|a_k| \leq c|k|^{-m}.$$

Suppose that  $y = y(\theta)$  is an invariant curve under (13.10), and suppose that  $y$  has Fourier series

$$y(\theta) = \sum_{-\infty}^{\infty} b_k e^{ik\theta}.$$

The point  $(\theta + 2\pi\omega(\bmod 2\pi), y(\theta) + g(\theta))$  must lie on the curve whenever  $(\theta, y(\theta))$  does; hence

$$y(\theta + 2\pi\omega(\bmod 2\pi)) = y(\theta) + g(\theta)$$

or

$$\sum_{-\infty}^{\infty} b_k e^{ik(\theta+2\pi\omega)} = \sum_{-\infty}^{\infty} b_k e^{ik\theta} + \sum_{-\infty}^{\infty} a_k e^{ik\theta}.$$

Equating terms in  $e^{ik\theta}$  we get that  $a_0 = 0$  and  $b_0$  is arbitrary, and

$$b_k = \frac{a_k}{e^{2\pi i k \omega} - 1} \quad (k \neq 0)$$

provided  $\omega$  is irrational. Thus the invariant curves are given by

$$y(\theta) = b_0 + \sum_{k \neq 0} \frac{a_k}{e^{2\pi i k \omega} - 1} e^{ik\theta} \quad (13.11)$$

provided that this Fourier series converges to a continuous function. This will happen if the denominators  $e^{2\pi i k \omega} - 1$  are not ‘too small too often’. Suppose

that  $\omega$  is not  $\alpha$ -well-approximable for some  $\alpha > 2$ ; see (10.4). Then there is a constant  $c_1$  such that

$$|e^{2\pi i k \omega} - 1| \geq \min_{m \in \mathbb{Z}} |k\omega - m| = \|k\omega\| \geq c_1 |k|^{1-\alpha}$$

for all  $k \neq 0$ , so

$$\begin{aligned} \left| \frac{a_k}{e^{2\pi i k \omega} - 1} \right| &\leq c_1^{-1} \frac{|a_k|}{|k|^{1-\alpha}} \\ &\leq c c_1^{-1} |k|^{-m-1+\alpha} \end{aligned}$$

for some constant  $c$  for each  $m$ . Thus if  $g$  is a  $C^\infty$  function and  $\omega$  is not  $\alpha$ -well-approximable for some  $\alpha > 2$ , the function  $y(\theta)$  given by (13.11) is  $C^\infty$ , so that  $f$  has a family of  $C^\infty$  invariant curves. We saw in Theorem 10.3 that the set of numbers that are  $\alpha$ -well-approximable for all  $\alpha > 2$  has dimension 0, so for ‘most’  $\omega$  the invariant curves are stable.

The above example is a special case of a much more general class of transformations of the cylinder known as twist maps. Define  $f : C \rightarrow C$  by

$$f(\theta, y) = (\theta + 2\pi\omega(y) \pmod{2\pi}, y). \quad (13.12)$$

Again the circles  $y = \text{constant}$  are invariant, but this time the angle of rotation  $\omega(y)$  is allowed to vary smoothly with  $y$ . We perturb  $f$  to

$$f(\theta, y) = (\theta + 2\pi\omega(y) + \varepsilon h(\theta, y) \pmod{2\pi}, y + \varepsilon g(\theta, y)) \quad (13.13)$$

where  $h$  and  $g$  are smooth functions and  $\varepsilon$  is small, and ask if the invariant curves round  $C$  are preserved. Moser’s twist theorem, a very deep result, roughly says that the invariant circles  $y = \text{constant}$  of (13.12), for which  $\omega(y) = \omega$ , will deform into differentiable closed invariant curves of (13.13) if  $\varepsilon$  is small enough, provided that  $\|k\omega\| \geq c_1 |k|^{-3/2}$  for all  $k \neq 0$  for some constant  $c_1$ . Thus the exceptional set of frequencies  $\omega$  has dimension  $\frac{4}{5}$ , by Theorem 10.3. Typically  $C$  is filled by invariant curves corresponding to badly approximable  $\omega$ , where the motion is regular, and regions in between where the motion is chaotic. The chaotic regions grow as  $\varepsilon$  increases.

Perhaps the most important application of small divisor theory is to the stability of Hamiltonian systems. Consider a 4-dimensional space parametrized by  $(\theta_1, \theta_2, j_1, j_2)$ . A Hamiltonian function  $H(\theta_1, \theta_2, j_1, j_2)$  determines a conservative (volume-preserving) dynamical system according to the differential equations

$$\dot{\theta}_1 = \partial H / \partial j_1 \quad \dot{\theta}_2 = \partial H / \partial j_2 \quad \dot{j}_1 = -\partial H / \partial \theta_1 \quad \dot{j}_2 = -\partial H / \partial \theta_2.$$

Thus if  $H(\theta_1, \theta_2, j_1, j_2) = H_0(j_1, j_2)$  is independent of  $\theta_1, \theta_2$ , we get the solution

$$\theta_1 = \omega_1 t + c_1 \quad \theta_2 = \omega_2 t + c_2 \quad j_1 = c_3 \quad j_2 = c_4$$

where  $\omega_1$  and  $\omega_2$  are angular frequencies (which may depend on  $j_1, j_2$ ) and  $c_1, \dots, c_4$  are constants. A trajectory of the system remains on the same 2-dimensional torus,  $(j_1, j_2) = \text{constant}$ , for all time; such tori are called invariant.

It is important to know whether such invariant tori are stable under small perturbations of the system. If the Hamiltonian is replaced by

$$H_0(j_1, j_2) + \varepsilon H_1(\theta_1, \theta_2, j_1, j_2)$$

where  $\varepsilon$  is small, do the trajectories of this new system stay on new invariant tori expressible as  $(j'_1, j'_2) = \text{constant}$ , after a suitable coordinate transformation  $(\theta_1, \theta_2, j_1, j_2) \mapsto (\theta'_1, \theta'_2, j'_1, j'_2)$ ? In other words, do the invariant tori of the original system distort slightly to become invariant tori for the new system, or do they break up altogether? The celebrated Kolmogorov–Arnold–Moser (KAM) theorem gives an answer to this question—essentially a torus is stable under sufficiently small perturbations provided that the frequency ratio  $\omega_1/\omega_2$  is badly approximable by rationals; more precisely it is stable if for some  $c > 0$  we have  $|(\omega_1/\omega_2) - (p/q)| \geq c/q^{5/2}$  for all positive integers  $p, q$ . The set of numbers that fails to satisfy this condition is a fractal of dimension  $\frac{4}{5}$  by Theorem 10.3, so, in particular, almost all frequency ratios (in the sense of Lebesgue measure) have tori that are stable under sufficiently small perturbations. (In fact, the condition can be weakened to  $|(\omega_1/\omega_2) - (p/q)| \geq c/q^\alpha$  for any  $\alpha > 2$ .)

There is some astronomical evidence for small divisor theory. For example, the angular frequencies  $\omega$  of asteroids tend to avoid values for which the ratio  $\omega/\omega_J$  is close to  $p/q$  where  $q$  is a small integer, where  $\omega_J$  is the angular frequency of Jupiter, the main perturbing influence. On the assumptions that orbits in the solar system are stable (which, fortunately, seems to be the case) and that we can consider a pair of orbiting bodies in isolation (a considerable oversimplification), this avoidance of rational frequency ratios is predicted by KAM theory.

### \*13.7 Liapounov exponents and entropies

So far we have looked at attractors of dynamical systems largely from a geometric point of view. However, a dynamical system  $f$  provides a much richer structure than a purely geometric one. In this section we outline some properties of  $f$  that often go hand in hand with fractal attractors.

The concept of invariant measures is fundamental in dynamical systems theory. A measure  $\mu$  on  $D$  is *invariant* for a mapping  $f : D \rightarrow D$  if for every subset  $A$  of  $D$  we have

$$\mu(f^{-1}(A)) = \mu(A). \quad (13.14)$$

We assume that  $\mu$  has been normalized so that  $\mu(D) = 1$ . Any attractor  $F$  supports at least one invariant measure: for fixed  $x$  in the basin of attraction of  $F$  and  $A$  a Borel set, write

$$\mu(A) = \lim_{m \rightarrow \infty} \frac{1}{m} \#\{k : 1 \leq k \leq m \text{ and } f^k(x) \in A\} \quad (13.15)$$

for the proportion of iterates in  $A$ . It may be shown using ergodic theory that this limit exists and is the same for  $\mu$ -almost all points in the basin of attraction under very general circumstances. Clearly,  $\mu(A \cup B) = \mu(A) + \mu(B)$  if  $A$  and  $B$  are disjoint, and  $f^k(x) \in A$  if and only if  $f^{k-1}(x) \in f^{-1}(A)$ , giving (13.14). The measure (13.15) is concentrated on the set of points to which  $f^k(x)$  comes arbitrarily close infinitely often; thus  $\mu$  is supported by an attractor of  $f$ . The measure  $\mu(A)$  reflects the proportion of the iterates that lie in  $A$ , and may be thought of as the distribution that is seen when a large number of iterates  $f^k(x)$  are plotted on a computer screen. The intensity of the measure can vary widely across the attractor  $A$ ; this variation is often analysed using multifractal analysis (see Chapter 17). As far as the size of an attractor is concerned, it is often the dimension of the set occupied by the invariant measure  $\mu$  that is relevant, rather than the entire attractor. With this in mind, we define the *Hausdorff dimension of a measure*  $\mu$  for which  $\mu(D) = 1$  as

$$\dim_H \mu = \inf\{\dim_H E : E \text{ is a Borel set with } \mu(E) > 0\}. \quad (13.16)$$

If  $\mu$  is supported by  $F$  then clearly  $\dim_H \mu \leq \dim_H F$ , but we may have strict inequality; see Exercise 13.10. However, if there are numbers  $s > 0$  and  $c > 0$  such that for every set  $U$

$$\mu(U) \leq c|U|^s \quad (13.17)$$

then the Mass distribution principle 4.2 implies that for each set  $E$  with  $0 < \mu(E)$  we have  $\mathcal{H}^s(E) \geq \mu(E)/c > 0$ , so that  $\dim_H E \geq s$ . Hence if (13.17) holds then

$$\dim_H \mu \geq s. \quad (13.18)$$

Once  $f$  is equipped with an invariant measure  $\mu$  several other dynamical constants may be defined. For simplicity, we assume that  $D$  is a domain in  $\mathbb{R}^2$  and  $f : D \rightarrow D$  is differentiable. The derivative  $(f^k)'(x)$  is a linear mapping on  $\mathbb{R}^2$ ; we write  $a_k(x)$  and  $b_k(x)$  for the lengths of the major and minor semi-axes of the ellipse  $(f^k)'(x)(B)$  where  $B$  is the unit ball. Thus the image under  $f^k$  of a small ball of radius  $r$  and centre  $x$  approximates to an ellipse with semi-axes of lengths  $ra_k(x)$  and  $rb_k(x)$ . We define the *Liapounov exponents* as the average logarithmic rate of growth with  $k$  of these semi-axes:

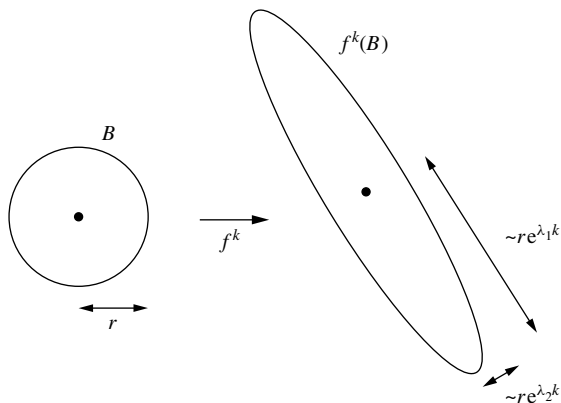
$$\lambda_1(x) = \lim_{k \rightarrow \infty} \frac{1}{k} \log a_k(x) \quad \lambda_2(x) = \lim_{k \rightarrow \infty} \frac{1}{k} \log b_k(x). \quad (13.19)$$

Techniques from ergodic theory show that if  $\mu$  is invariant for  $f$ , these exponents exist and have the same values  $\lambda_1, \lambda_2$  for  $\mu$ -almost all  $x$ . Hence in a system with an invariant measure, we refer to  $\lambda_1$  and  $\lambda_2$  as *the* Liapounov exponents of the system. The Liapounov exponents represent the ‘average’ rates of expansion of  $f$ . If  $B$  is a disc of small radius  $r$ , then  $f^k(B)$  will ‘typically’ be close to an ellipse with semi-axes of lengths  $re^{\lambda_1 k}$  and  $re^{\lambda_2 k}$ ; see figure 13.17.

A related dynamical idea is the entropy of a mapping  $f : D \rightarrow D$ . Write

$$V(x, \varepsilon, k) = \{y \in D : |f^i(x) - f^i(y)| < \varepsilon \text{ for } 0 \leq i \leq k\} \quad (13.20)$$





**Figure 13.17** The definition of the Liapounov exponents  $\lambda_1$  and  $\lambda_2$

for the set of points with their first  $k$  iterates within  $\varepsilon$  of those of  $x$ . If  $\mu$  is an invariant measure for  $f$ , we define the  $\mu$ -entropy of  $f$  as

$$h_\mu(f) = \lim_{\varepsilon \rightarrow 0} \lim_{k \rightarrow \infty} \left( -\frac{1}{k} \log \mu(V(x, \varepsilon, k)) \right). \quad (13.21)$$

Under reasonable conditions, this limit exists and has a constant value for  $\mu$ -almost all  $x$ . The entropy  $h_\mu(f)$  reflects the rate at which nearby points spread out under iteration by  $f$ , or alternatively the amount of extra information about an orbit  $\{f^k(x)\}_{k=1}^\infty$  that is gained from knowing the position of an additional point on the orbit.

The baker's transformation (13.4) provides a simple illustration of these ideas (the line of discontinuity makes little difference). There is a natural invariant mass distribution  $\mu$  on the attractor  $F$  such that each of the  $2^k$  strips of  $E_k$  has mass  $2^{-k}$ , with this mass spread uniformly across the width of the  $E$ . Just as in Example 4.3 we get that  $\mu(U) \leq c|U|^s$  where  $s = 1 + \log 2 / (-\log \lambda)$  so by (13.17) and (13.18)  $s \leq \dim_H \mu \leq \dim_H F = s$ .

The Liapounov exponents are also easily found. The derivative of (13.4) is  $f'(x, y) = \begin{bmatrix} 2 & 0 \\ 0 & \lambda \end{bmatrix}$  (provided  $x \neq \frac{1}{2}$ ) so  $(f^k)'(x, y) = \begin{bmatrix} 2^k & 0 \\ 0 & \lambda^k \end{bmatrix}$  (except where  $x = p/2^k$  for non-negative integers  $p$  and  $k$ ). Hence  $a_k(x, y) = 2^k$  and  $b_k(x, y) = \lambda^k$ . By (13.19)  $\lambda_1(x, y) = \log 2$ ,  $\lambda_2(x, y) = \log \lambda$  for  $\mu$ -almost all  $(x, y)$ , and the Liapounov exponents of the system are  $\lambda_1 = \log 2$  and  $\lambda_2 = \log \lambda$ .

Since  $f^k$  stretches by a factor  $2^k$  horizontally and contracts by a factor  $\lambda^k$  vertically, we get, using (13.20) and ignoring the 'cutting' effect of  $f$ , that  $V((x, y), \varepsilon, k)$  is approximately a rectangle with sides  $2^{-k}\varepsilon$  and  $\varepsilon$ , which has  $\mu$ -measure approximately  $\varepsilon^s 2^{-k}$ , if  $(x, y) \in F$ . Thus

$$h_\mu(f) = \lim_{\varepsilon \rightarrow 0} \lim_{k \rightarrow \infty} \left( -\frac{1}{k} \log(\varepsilon^s 2^{-k}) \right) = \log 2.$$

The dimensions, Liapounov exponents and entropies of an invariant measure of a given dynamical system can be estimated computationally or experimentally and are often useful when comparing different systems. However, the very nature of these quantities suggests that they may not be completely independent of each other. One relationship that has been derived rigorously applies to a smooth bijective transformation  $f$  on a 2-dimensional surface. If  $\mu$  is an invariant measure for  $f$  with Liapounov exponents  $\lambda_1 > 0 > \lambda_2$  then

$$\dim_{\text{H}} \mu = h_{\mu}(f) \left( \frac{1}{\lambda_1} - \frac{1}{\lambda_2} \right). \quad (13.22)$$

It is easily seen that the exponents calculated for the baker's transformation satisfy this formula.

The following relationship holds in many cases: if  $f$  is a plane transformation with attractor  $F$  and Liapounov exponents  $\lambda_1 > 0 > \lambda_2$ , then

$$\dim_{\text{B}} F \leq 1 - (\lambda_1/\lambda_2). \quad (13.23)$$

An argument to support this runs as follows. Let  $N_{\delta}(F)$  be the least number of discs of radius  $\delta$  that can cover  $F$ . If  $\{U_i\}$  are  $N_{\delta}(F)$  such discs, then  $f^k(F)$  is covered by the  $N_{\delta}(F)$  sets  $f^k(U_i)$  which are approximately elliptical with semi-axis lengths  $\delta \exp(\lambda_1 k)$  and  $\delta \exp(\lambda_2 k)$ . These ellipses may be covered by about  $\exp((\lambda_1 - \lambda_2)k)$  discs of radii  $\delta \exp(\lambda_2 k)$ . Hence

$$N_{\delta \exp(\lambda_2 k)}(F) \leq \exp((\lambda_1 - \lambda_2)k) N_{\delta}(F)$$

so

$$\begin{aligned} \frac{\log N_{\delta \exp(\lambda_2 k)}(F)}{-\log(\delta \exp(\lambda_2 k))} &\leq \frac{\log(\exp((\lambda_1 - \lambda_2)k) N_{\delta}(F))}{-\log(\delta \exp(\lambda_2 k))} \\ &= \frac{(\lambda_1 - \lambda_2)k + \log N_{\delta}(F)}{-\lambda_2 k - \log \delta}. \end{aligned}$$

Letting  $k \rightarrow \infty$  gives  $\overline{\dim}_{\text{B}} F \leq 1 - (\lambda_1/\lambda_2)$ . This argument can often be justified, but it assumes that the Liapounov exponents are constant across the domain  $D$ , which need not be the case.

The relationships between these and other dynamical parameters are complex, being closely interrelated with the chaotic properties of  $f$  and the fractal nature of the attractor.

The theory of multifractal measures has been introduced to analyse measures such as the invariant measures of dynamical systems. This is discussed in Chapter 17.

## 13.8 Notes and references

The literature on dynamical systems is vast. Broad accounts that relate to topics discussed in this chapter may be found in the books by Guckenheimer and Holmes

(1993), Schuster (1984), Thompson and Stewart (1986), Devaney (1989), Hale and Koçak (1991), Peitgen, Jürgens and Saupe (1992), Drazin (1992) and Katok and Hasselblatt (1995). More computational approaches are given by Stuart and Humphries (1996) and Nusse and Yorke (1998). The collections of papers edited by Cvitanović (1989), Holden (1986), Bedford and Swift (1988) and Ledrappier, Lewowicz and Newhouse (1996) highlight a variety of related aspects.

For more details on symbolic dynamics, see Bedford, Keane and Series (1991), Lind and Marcus (1995) and Pesin (1997). For accounts of the logistic map, see May (1976), and most of the books mentioned above. The horseshoe attractor was introduced in the fundamental paper by Smale (1967) and the Hénon attractor in Hénon and Pomeau (1976). The book by Sparrow (1982) contains a full account of the Lorenz equations.

The main theory and applications of small divisor theory are brought together in the collected papers on Hamiltonian dynamical systems edited by MacKay and Meiss (1987). For results relating Liapounov exponents to dimensions, see the papers by Young (1982), Frederickson, Kaplan, Yorke and Yorke (1983), the papers in Mayer-Kress (1986), and the books by Temam (1997) and Pesin (1997).

## Exercises

- 13.1 Find a fractal invariant set  $F$  for the ‘tent-like’ map  $f : \mathbb{R} \rightarrow \mathbb{R}$  given by  $f(x) = 2(1 - |2x - 1|)$ . Show that  $F$  is a repeller for  $f$  and that  $f$  is chaotic on  $F$ . What is  $\dim_{\text{H}} F$ ?
- 13.2 Let  $f : \mathbb{R} \rightarrow \mathbb{R}$  be given by

$$f(x) = \begin{cases} 5x & (x \leq 1) \\ 10 - 5x & (1 < x < 2) \\ 5x - 10 & (x \geq 2) \end{cases}$$

Determine an IFS  $S_1, S_2, S_3 : [0, 5] \rightarrow [0, 5]$  such that  $f(S_i(x)) = x$  for each  $i$ . Show that the attractor  $F$  of this IFS is a repeller for  $f$ , and determine the Hausdorff and box dimension of  $F$ .

- 13.3 Let  $f_\lambda : [0, 1] \rightarrow \mathbb{R}$  be given by  $f_\lambda(x) = \lambda \sin \pi x$ . Show that for  $\lambda$  sufficiently large,  $f_\lambda$  has a repeller  $F$ , in the sense that if  $x \notin F$  then  $f_\lambda^k(x) \notin [0, 1]$  for some positive integer  $k$ . Find an IFS which has  $F$  as its attractor, and thus estimate  $\dim_{\text{H}} F$  for large  $\lambda$  (see Example 9.8).
- 13.4 Investigate the iterates  $f_\lambda^k(x)$  of  $x$  in  $[0, 1]$  under the logistic mapping (13.2) for various values of  $\lambda$  and initial points  $x$ . Show that if the sequence of iterates converges then it converges either to 0 or to  $1 - 1/\lambda$ . Show that if  $\lambda = \frac{1}{2}$  then, for all  $x$  in  $(0, 1)$ , the iterates converge to 0, but that if  $\lambda = 2$  they converge to  $\frac{1}{2}$ . Show that if  $\lambda = 4$ , then there are infinitely many values of  $x$  in  $(0, 1)$  such that  $f_\lambda^k(x)$  converges to 0, infinitely many  $x$  in  $(0, 1)$  for which  $f_\lambda^k(x)$  converges to  $\frac{3}{4}$ , and infinitely many  $x$  in  $(0, 1)$  for which  $f_\lambda^k(x)$  does not converge. Use a programmable calculator or computer to investigate the behaviour of the orbits for other values of  $\lambda$ . Investigate other transformations listed at the end of Section 13.2 in a similar way.

13.5 In the cases  $\lambda = 2$  and  $\lambda = 4$  it is possible to obtain a simple formula for the iterates of the logistic map  $f_\lambda$  on  $[0, 1]$ . For a given  $x = x_0$  we write  $x_k = f_\lambda^k(x)$ .

- (i) Show that if  $\lambda = 2$  and  $a$  is chosen so that  $x = \frac{1}{2}(1 - \exp a)$ , then the iterates are given by  $x_k = \frac{1}{2}(1 - \exp(2^k a))$ .
- (ii) Show that if  $\lambda = 4$  and  $0 \leq a < 1$  is chosen so that  $x = \sin^2(\pi a)$ , then  $x_k = \sin^2(2^k \pi a)$ . By writing  $a = 0 \cdot a_1 a_2 \dots$  in binary form, show that  $f_4$  has an unstable orbit of period  $p$  for all positive integers  $p$  and also has a dense orbit.

13.6 Consider the modified baker's transformation  $f : E \rightarrow E$ , where  $E$  is the unit square, given by

$$f(x, y) = \begin{cases} (2x, \lambda y) & (0 \leq x \leq \frac{1}{2}) \\ (2x - 1, \mu y + \frac{1}{2}) & (\frac{1}{2} < x \leq 1) \end{cases}$$

where  $0 < \lambda, \mu < \frac{1}{2}$ . Show that there is a set  $F$  that attracts all points of  $E$ , and find an expression for the Hausdorff dimension of  $F$ .

13.7 Consider the Hénon mapping (13.5) with  $a = 1.4$  and  $b = 0.3$ . Show that the quadrilateral  $D$  with vertices  $(1.32, 0.133)$ ,  $(-1.33, 0.42)$ ,  $(-1.06, -0.5)$  and  $(1.245, -0.14)$  is mapped into itself by  $f$ . Use a computer to plot the iterates of a typical point in  $D$ .

13.8 With notation as in Section 13.4 consider the transformation  $f$  of the solid torus  $D$  given by

$$f(\phi, w) = (3\phi \pmod{2\pi}, aw + \frac{1}{2}\hat{\phi})$$

where  $0 < a < \frac{1}{10}$ . Show that  $f$  has an attractor  $F$  of Hausdorff and box dimensions equal to  $1 + \log 3 / -\log a$ , and verify that  $f$  is chaotic on  $F$ .

13.9 Let  $g : \mathbb{R} \rightarrow \mathbb{R}$  be a differentiable bounded function, and let  $h : \mathbb{R}^2 \rightarrow \mathbb{R}^2$  be given by

$$h(t, x) = (\lambda t, \lambda^{2-s}(x - g(t)))$$

where  $\lambda > 1$  and  $0 < s < 2$ . Show that graph  $f$  is a repeller for  $h$ , where  $f$  is the function

$$f(t) = \sum_{k=0}^{\infty} \lambda^{(s-2)k} g(\lambda^k t).$$

Thus functions of Weierstrass type (see (11.7)) can occur as invariant sets in dynamical systems.

13.10 Give an example of a mass distribution  $\mu$  on  $[0, 1]$  for which  $\dim_H \mu < \dim_H F$ , where  $F$  is the support of  $\mu$ . (Hint: see Section 10.1.)

13.11 Consider the mapping  $f : E \rightarrow E$ , where  $E$  is the unit square, given by

$$f(x, y) = (x + y \pmod{1}, x + 2y \pmod{1}).$$

(This mapping has become known as Arnold's cat map.) Show that plane Lebesgue measure is invariant for  $f$  (i.e.  $f$  is area-preserving), and find the Liapounov exponents of  $f$ .

- 13.12 Write a computer program that plots the orbits of a point  $x$  under iteration by a mapping of a region in the plane. Use it to study the attractors of the baker's transformation, the Hénon mapping and experiment with other functions.
- 13.13 Write a computer program to draw trajectories of the Lorenz equations (13.8). See how the trajectories change as  $\sigma$ ,  $r$  and  $b$  are varied. Do a similar study for the Rössler equations.

# Chapter 14 Iteration of complex functions—Julia sets

Julia sets provide a most striking illustration of how an apparently simple process can lead to highly intricate sets. Functions on the complex plane  $\mathbb{C}$  as simple as  $f(z) = z^2 + c$ , with  $c$  a constant, can give rise to fractals of an exotic appearance—look ahead to figure 14.7.

Julia sets arise in connection with the iteration of a function of a complex variable  $f$ , so are related to the dynamical systems discussed in the previous chapter—in general a Julia set is a dynamical repeller. However, by specializing to functions that are analytic on the complex plane (i.e. differentiable in the sense that  $f'(z) = \lim_{w \rightarrow 0} (f(z+w) - f(z))/w$  exists as a complex number, where  $z, w \in \mathbb{C}$ ) we can use the powerful techniques of complex variable theory to obtain much more detailed information about the structure of such repelling sets.

## 14.1 General theory of Julia sets

For convenience of exposition, we take  $f : \mathbb{C} \rightarrow \mathbb{C}$  to be a polynomial of degree  $n \geq 2$  with complex coefficients,  $f(z) = a_n z^n + a_{n-1} z^{n-1} + \cdots + a_0$ . Note that with minor modifications the theory remains true if  $f$  is a rational function  $f(z) = p(z)/q(z)$  (where  $p, q$  are polynomials) on the extended complex plane  $\mathbb{C} \cup \{\infty\}$ , and much of it holds if  $f$  is any meromorphic function (that is, a function that is analytic on  $\mathbb{C}$  except at isolated poles).

As usual we write  $f^k$  for the  $k$ -fold composition  $f \circ \cdots \circ f$  of the function  $f$ , so that  $f^k(w)$  is the  $k$ th iterate  $f(f(\cdots(f(w))\cdots))$  of  $w$ .

Julia sets are defined in terms of the behaviour of the iterates  $f^k(z)$  for large  $k$ . First, we define the *filled-in Julia set* of the polynomial  $f$ ,

$$K(f) = \{z \in \mathbb{C} : f^k(z) \not\rightarrow \infty\}.$$

The *Julia set* of  $f$  is the boundary of the filled-in Julia set,  $J(f) = \partial K(f)$ . (We write  $K$  for  $K(f)$  and  $J$  for  $J(f)$  when the function is clear.) Thus  $z \in J(f)$

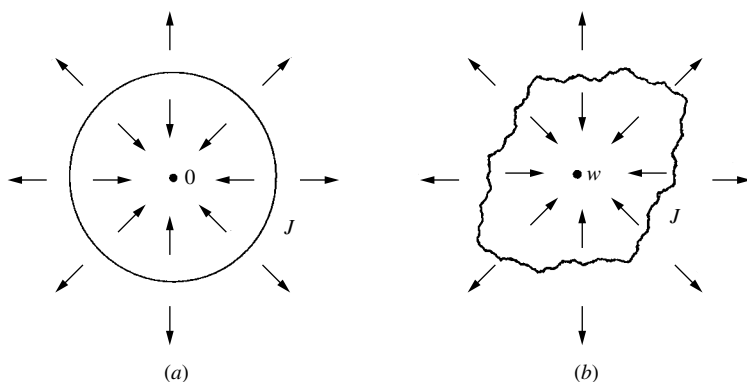
if in every neighbourhood of  $z$  there are points  $w$  and  $v$  with  $f^k(w) \rightarrow \infty$  and  $f^k(v) \not\rightarrow \infty$ .

The complement of the Julia set is called the *Fatou set* or *stable set*  $F(f)$ . This chapter investigates the geometry and structure of the Julia sets of polynomials; in particular  $J$  is usually a fractal.

For the simplest example, let  $f(z) = z^2$ , so that  $f^k(z) = z^{2^k}$ . Clearly  $f^k(z) \rightarrow 0$  as  $k \rightarrow \infty$  if  $|z| < 1$  and  $f^k(z) \rightarrow \infty$  if  $|z| > 1$ , but with  $f^k(z)$  remaining on the circle  $|z| = 1$  for all  $k$  if  $|z| = 1$ . Thus, the filled-in Julia set  $k$  is the unit disc  $|z| \leq 1$ , and the Julia set  $J$  is its boundary, the unit circle,  $|z| = 1$ . The Julia set  $J$  is the boundary between the sets of points which iterate to 0 and  $\infty$ . Of course, in this special case  $J$  is not a fractal.

Suppose that we modify this example slightly, taking  $f(z) = z^2 + c$  where  $c$  is a small complex number. It is easy to see that we still have  $f^k(z) \rightarrow w$  if  $z$  is small, where  $w$  is the fixed point of  $f$  close to 0, and that  $f^k(z) \rightarrow \infty$  if  $z$  is large. Again, the Julia set is the boundary between these two types of behaviour, but it turns out that now  $J$  is a fractal curve; see figure 14.1.

We shall need some terminology about fixed and periodic points of  $f$ . Recall that if  $f(w) = w$  we call  $w$  a *fixed point* of  $f$ , and if  $f^p(w) = w$  for some integer  $p \geq 1$  we call  $w$  a *periodic point* of  $f$ ; the least such  $p$  is called the *period* of  $w$ . We call  $w, f(w), \dots, f^p(w)$  a *period  $p$  orbit*. Let  $w$  be a periodic point of period  $p$ , with  $(f^p)'(w) = \lambda$ , where the prime denotes complex differentiation. The point  $w$  is called *attractive* if  $0 \leq |\lambda| < 1$ , in which case nearby points are attracted to the orbit under iteration by  $f$ , and *repelling* if  $|\lambda| > 1$ , in which case points close to the orbit move away. The study of sequences  $f^k(z)$  for various initial  $z$  is known as *complex dynamics*. The position of  $z$  relative to the Julia set  $J(f)$  is a key to this behaviour.



**Figure 14.1** (a) The Julia set of  $f(z) = z^2$  is the circle  $|z| = 1$ , with the iterates  $f^k(z) \rightarrow 0$  if  $z$  is inside  $J$ , and  $|f^k(z)| \rightarrow \infty$  if  $z$  is outside  $J$ . (b) If  $f$  is perturbed to the function  $f(z) = z^2 + c$  for small  $c$  this picture distorts slightly, with a curve  $J$  separating those points  $z$  for which  $f^k(z)$  converges to the fixed point  $w$  of  $f$  near 0 from those points  $z$  with  $|f^k(z)| \rightarrow \infty$ . The curve  $J$  is now a fractal

The following lemma is extremely useful in determining whether a sequence iterates to infinity, that is whether points are outside the filled-in Julia set.

### Lemma 14.1

Given a polynomial  $f(z) = a_n z^n + a_{n-1} z^{n-1} + \cdots + a_0$  with  $a_n \neq 0$ , there exists a number  $r$  such that if  $|z| \geq r$  then  $|f(z)| \geq 2|z|$ . In particular, if  $|f^m(z)| \geq r$  for some  $m \geq 0$  then  $f^k(z) \rightarrow \infty$  as  $k \rightarrow \infty$ . Thus either  $f^k(z) \rightarrow \infty$  or  $\{f^k(z) : k = 0, 1, 2, \dots\}$  is a bounded set.

*Proof.* We may choose  $r$  sufficiently large to ensure that if  $|z| \geq r$  then  $\frac{1}{2}|a_n||z|^n \geq 2|z|$  and  $(|a_{n-1}||z|^{n-1} + \cdots + |a_1||z| + |a_0|) \leq \frac{1}{2}|a_n||z|^n$ . Then if  $|z| \geq r$ ,

$$\begin{aligned} |f(z)| &\geq |a_n||z|^n - (|a_{n-1}||z|^{n-1} + \cdots + |a_1||z| + |a_0|) \\ &\geq \frac{1}{2}|a_n||z|^n \geq 2|z|. \end{aligned}$$

Furthermore, if  $|f^m(z)| \geq r$  for some  $m$ , then, applying this inductively, we get  $|f^{m+k}(z)| \geq 2^m |f^k(z)| \geq r$ , so  $f^k(z) \rightarrow \infty$ .  $\square$

Some basic observations on the structure of the filled-in Julia set and the Julia set follow easily.

### Proposition 14.2

Let  $f(z)$  be a polynomial. Then the filled in Julia set  $K(f)$  and the Julia set  $J(f)$  are non-empty and compact, with  $J(f) \subset K(f)$ . Furthermore,  $J(f)$  has an empty interior.

*Proof.* With  $r$  given by Lemma 14.1, it is immediate from the lemma that  $K$  is contained in the disc  $B(0, r)$  and so is bounded, as is its boundary  $J$ .

If  $z \notin K$ , then  $f^k(z) \rightarrow \infty$ , so  $|f^m(z)| > r$  for some integer  $m$ . By continuity of  $f^m$ ,  $|f^m(w)| > r$  for all  $w$  in a sufficiently small disc centred at  $z$ , so for such  $w$ ,  $f^k(w) \rightarrow \infty$  by Lemma 14.1, giving that  $w \notin K$ . Thus, the complement of  $K$  is open, so  $K$  is closed. As the boundary of  $K$ , the Julia set  $J$  is closed and contained in  $K$ . Thus  $K$  and  $J$  are closed and bounded, and so are compact.

The equation  $f(z) = z$  has at least one solution  $z_0$ , say, so  $f^k(z_0) = z_0$  for all  $k$ , so  $z_0 \in K$  and  $K$  is non-empty. Let  $z_1 \in \mathbb{C} \setminus K$ . Then the point  $\lambda z_0 + (1 - \lambda)z_1$  on the line joining  $z_0$  and  $z_1$  will lie on the boundary of  $K$  for some  $0 \leq \lambda \leq 1$ ; taking  $\lambda$  as the infimum value for which  $\lambda z_0 + (1 - \lambda)z_1 \in K$  will do. Thus,  $J = \partial K$  is non-empty.

Finally, if  $U$  is a non-empty open subset of  $J \subset K$ , then  $U$  lies in the interior of  $K$  and therefore has empty intersection with its boundary  $J$ , a contradiction.  $\square$

Hardly surprisingly,  $J(f)$  gets mapped onto itself by  $f$  and its inverse.



**Proposition 14.3**

The Julia set  $J = J(f)$  of  $f$  is forward and backward invariant under  $f$ , i.e.  $J = f(J) = f^{-1}(J)$ .

*Proof.* Let  $z \in J$ . Then  $f^k(z) \not\rightarrow \infty$ , and we may find  $w_n \rightarrow z$  with  $f^k(w_n) \rightarrow \infty$  as  $k \rightarrow \infty$  for all  $n$ . Thus,  $f^k(f(z)) \not\rightarrow \infty$  and  $f^k(f(w_n)) \rightarrow \infty$ , where by continuity of  $f$ ,  $f(w_n)$  can be chosen as close as we like to  $f(z)$ . Thus  $f(z) \in J$ , so  $f(J) \subset J$  which also implies  $J \subset f^{-1}(f(J)) \subset f^{-1}(J)$ .

Similarly, with  $z$  and  $w_n$  as above, if  $f(z_0) = z$  then we may find  $v_n \rightarrow z_0$  with  $f(v_n) = w_n$ , by the mapping properties of polynomials on  $\mathbb{C}$ . Hence,  $f^k(z_0) = f^{k-1}(z) \not\rightarrow \infty$  and  $f^k(v_n) = f^{k-1}(w_n) \rightarrow \infty$  as  $k \rightarrow \infty$ , so  $z_0 \in J$ . Thus,  $f^{-1}(J) \subset J$  which implies  $J = f(f^{-1}(J)) \subset f(J)$ .  $\square$

**Proposition 14.4**

$J(f^p) = J(f)$  for every positive integer  $p$ .

*Proof.* It follows from Lemma 14.1 that  $f^k(z) \rightarrow \infty$  if and only if  $(f^p)^k(z) = f^{kp}(z) \rightarrow \infty$ . Thus  $f$  and  $f^p$  have identical filled-in Julia sets and so identical Julia sets.  $\square$

To develop the theory of Julia sets much further, we cannot avoid introducing some technical tools from complex variable theory, in particular normal families of analytic functions and Montel's theorem.

[\*Readers who wish to omit the quite technical arguments involving complex variable theory should skip to Summary 14.12.]

Let  $U$  be an open subset of  $\mathbb{C}$ , and let  $g_k : U \rightarrow \mathbb{C}$ ,  $k = 1, 2, \dots$  be a family of complex analytic functions (i.e. functions differentiable on  $U$  in the complex sense). The family  $\{g_k\}$  is said to be *normal on  $U$*  if every sequence of functions selected from  $\{g_k\}$  has a subsequence which converges uniformly on every compact subset of  $U$ , either to a bounded analytic function or to  $\infty$ . Notice that by standard complex variable theory, this means that the subsequence converges either to a finite analytic function or to  $\infty$  on each connected component of  $U$ . In the former case, the derivatives of the subsequence must converge to the derivative of the limit function. The family  $\{g_k\}$  is *normal at the point  $w$*  of  $U$  if there is some open subset  $V$  of  $U$  containing  $w$  such that  $\{g_k\}$  is a normal family on  $V$ . Observe that this is equivalent to there being a neighbourhood  $V$  of  $w$  on which every sequence  $\{g_k\}$  has a subsequence convergent to a bounded analytic function or to  $\infty$ .

The key result which we will use repeatedly in our development of Julia sets is the remarkable theorem of Montel, which asserts that non-normal families of functions take virtually all complex values.

**Montel's theorem 14.5**

Let  $\{g_k\}$  be a family of complex analytic functions on an open domain  $U$ . If  $\{g_k\}$  is not a normal family, then for all  $w \in \mathbb{C}$  with at most one exception we have  $g_k(z) = w$  for some  $z \in U$  and some  $k$ .

*Proof.* Consult the literature on complex function theory.  $\square$

Montel's theorem quickly leads to the following characterization of a Julia set, which is often taken to be the definition in more advanced work, since it is more widely applicable and lends itself to complex variable techniques.

**Proposition 14.6**

$$J(f) = \{z \in \mathbb{C} : \text{the family } \{f^k\} \text{ is not normal at } z\}. \quad (14.1)$$

*Proof.* If  $z \in J$ , then in every neighbourhood  $V$  of  $z$  there are points  $w$  such that  $f^k(w) \rightarrow \infty$ , whilst  $f^k(z)$  remains bounded. Thus no subsequence of  $\{f^k\}$  is uniformly convergent on  $V$ , so that  $\{f^k\}$  is not normal at  $z$ .

Suppose that  $z \notin J$ . Either  $z \in \text{int}K$ , in which case, taking an open set  $V$  with  $z \in V \subset \text{int}K$ , we have  $f^k(w) \in K$  for all  $w \in V$  and all  $k$ , so by Montel's theorem 14.5  $\{f^k\}$  is normal at  $w$ . Otherwise,  $z \in \mathbb{C} \setminus K$ , so  $|f^k(z)| > r$  for some  $k$ , where  $r$  is given by Lemma 14.1, so  $|f^k(w)| > r$  for all  $w$  in some neighbourhood  $V$  of  $z$ , so by Lemma 14.1,  $f^k(w) \rightarrow \infty$  uniformly on  $V$ , so again  $\{f^k\}$  is normal at  $w$ .  $\square$

The expression (14.1) is used as the definition of the Julia set for general complex functions, such as rational functions or meromorphic functions. Taking this as the definition, the theory developed from Montel's theorem extends to a wide class of complex functions. Note, however, that if  $f : \mathbb{C} \cup \{\infty\} \rightarrow \mathbb{C} \cup \{\infty\}$  is a rational function, then  $J$  must be closed, but need not be bounded. Indeed, it is possible for  $J$  to be the whole complex plane; for example, if  $f(z) = ((z-2)/z)^2$ .

A main aim now is to obtain a further characterization of the Julia set  $J(f)$  as the closure of the repelling periodic points of  $f$ . On the way we encounter further interesting properties of Julia sets; for example, our next result tells that  $f$  is 'mixing' near  $J(f)$ , that is neighbourhoods of points of  $J(f)$  are spread right across  $\mathbb{C}$  by iterates of  $f$ .

**Lemma 14.7**

Let  $f$  be a polynomial, let  $w \in J(f)$  and let  $U$  be any neighbourhood of  $w$ . Then for each  $j = 1, 2, \dots$ , the set  $W \equiv \bigcup_{k=j}^{\infty} f^k(U)$  is the whole of  $\mathbb{C}$ , except possibly for a single point. Any such exceptional point is not in  $J(f)$ , and is independent of  $w$  and  $U$ .

*Proof.* By Proposition 14.6, the family  $\{f^k\}_{k=j}^{\infty}$  is not normal at  $w$ , so the first part is immediate from Montel's theorem 14.5.

Suppose  $v \notin W$ . If  $f(z) = v$ , then, since  $f(W) \subset W$ , it follows that  $z \notin W$ . As  $\mathbb{C} \setminus W$  consists of at most one point, then  $z = v$ . Hence  $f$  is a polynomial of degree  $n$  such that the only solution of  $f(z) - v = 0$  is  $v$ , which implies that  $f(z) - v = c(z - v)^n$  for some constant  $c$ .

If  $z$  is sufficiently close to  $v$ , then  $f^k(z) - v \rightarrow 0$  as  $k \rightarrow \infty$ , convergence being uniform on, say,  $\{z : |z - v| < (2c)^{-1/(n-1)}\}$ . Thus  $\{f^k\}$  is normal at  $v$ , so the exceptional point  $v \notin J(f)$ . Clearly  $v$  only depends on the polynomial  $f$ . (In fact, if  $W$  omits a point  $v$  of  $\mathbb{C}$ , then  $J(f)$  is the circle with centre  $v$  and radius  $c^{-1/(n-1)}$ .)  $\square$

The following corollary is the basis of many computer pictures of Julia sets; see Section 14.3.

### Corollary 14.8

- (a) *The following holds for all  $z \in \mathbb{C}$  with at most one exception: if  $U$  is an open set intersecting  $J(f)$  then  $f^{-k}(z)$  intersects  $U$  for infinitely many values of  $k$ .*
- (b) *If  $z \in J(f)$  then  $J(f)$  is the closure of  $\bigcup_{k=1}^{\infty} f^{-k}(z)$ .*

*Proof.*

- (a) Provided  $z$  is not the exceptional point of Lemma 14.7,  $z \in f^k(U)$ , and thus  $f^{-k}(z)$  intersects  $U$ , for infinitely many  $k$ .
- (b) If  $z \in J(f)$  then  $f^{-k}(z) \subset J(f)$ , by Proposition 14.3, so that  $\bigcup_{k=1}^{\infty} f^{-k}(z)$  and, therefore, its closure is contained in the closed set  $J(f)$ . On the other hand, if  $U$  is an open set containing  $z \in J(f)$ , then  $f^{-k}(z)$  intersects  $U$  for some  $k$ , by part (a);  $z$  cannot be the exceptional point by Lemma 14.7, so  $z$  is in the closure of  $\bigcup_{k=1}^{\infty} f^{-k}(z)$ .  $\square$

### Proposition 14.9

*$J(f)$  is a perfect set (i.e. closed and with no isolated points) and is therefore uncountable.*

*Proof.* Let  $v \in J(f)$  and let  $U$  be a neighbourhood of  $v$ . We must show that  $U$  contains other points of  $J(f)$ . We consider three cases separately.

- (i)  $v$  is not a fixed or periodic point of  $f$ . By Corollary 14.8(b) and Proposition 14.3,  $U$  contains a point of  $f^{-k}(v) \subset J(f)$  for some  $k \geq 1$ , and this point must be different from  $v$ .
- (ii)  $f(v) = v$ . If  $f(z) = v$  has no solution other than  $v$ , then, just as in the proof of Lemma 14.7,  $v \notin J(f)$ . Thus, there exists  $w \neq v$  with  $f(w) = v$ . By Corollary 14.8(b),  $U$  contains a point  $u$  of  $f^{-k}(w) = f^{-k-1}(v)$  for some  $k \geq 1$ . Any such  $u$  is in  $J(f)$  by backward invariance and is distinct from  $v$ , since  $f^k(v) = v \neq w = f^k(u)$ .

- (iii)  $f^p(v) = v$  for some  $p > 1$ . By Proposition 14.4,  $J(f) = J(f^p)$ , so by applying (ii) to  $f^p$  we see that  $U$  contains points of  $J(f^p) = J(f)$  other than  $v$ .

Thus  $J(f)$  has no isolated points; since it is closed, it is perfect. Finally, every perfect set is uncountable, see Exercise 14.1.  $\square$

We can now prove the main result of this section, that the Julia set  $J(f)$  is the closure of the repelling periodic points of  $f$ .

### Theorem 14.10

*If  $f$  is a polynomial,  $J(f)$  is the closure of the repelling periodic points of  $f$ .*

*Proof.* Let  $w$  be a repelling periodic point of  $f$  of period  $p$ , so  $w$  is a repelling fixed point of  $g = f^p$ . Suppose that  $\{g^k\}$  is normal at  $w$ ; then  $w$  has an open neighbourhood  $V$  on which a subsequence  $\{g^{k_i}\}$  converges to a finite analytic function  $g_0$  (it cannot converge to  $\infty$  since  $g^k(w) = w$  for all  $k$ ). By a standard result from complex analysis, the derivatives also converge,  $(g^{k_i})'(z) \rightarrow g_0'(z)$  if  $z \in V$ . However, by the chain rule,  $|(g^{k_i})'(w)| = |(g'(w))^{k_i}| \rightarrow \infty$  since  $w$  is a repelling fixed point and  $|g'(w)| > 1$ . This contradicts the finiteness of  $g_0'(w)$ , so  $\{g^k\}$  cannot be normal at  $w$ . Thus  $w \in J(g) = J(f^p) = J(f)$ , by Proposition 14.4. Since  $J(f)$  is closed, it follows that the closure of the repelling periodic points is in  $J(f)$ .

Let  $E = \{w \in J(f) \text{ such that there exists } v \neq w \text{ with } f(v) = w \text{ and } f'(v) \neq 0\}$ . Suppose that  $w \in E$ . Then there is an open neighbourhood  $V$  of  $w$  on which we may find a local analytic inverse  $f^{-1} : V \rightarrow \mathbb{C} \setminus V$  so that  $f^{-1}(w) = v \neq w$  (just choose values of  $f^{-1}(z)$  in a continuous manner). Define a family of analytic functions  $\{h_k\}$  on  $V$  by

$$h_k(z) = \frac{(f^k(z) - z)}{(f^{-1}(z) - z)}.$$

Let  $U$  be any open neighbourhood of  $w$  with  $U \subset V$ . Since  $w \in J(f)$  the family  $\{f^k\}$  and thus, from the definition, the family  $\{h_k\}$  is not normal on  $U$ . By Montel's theorem 14.5,  $h_k(z)$  must take either the value 0 or 1 for some  $k$  and  $z \in U$ . In the first case  $f^k(z) = z$  for some  $z \in U$ ; in the second case  $f^k(z) = f^{-1}(z)$  so  $f^{k+1}(z) = z$  for some  $z \in U$ . Thus  $U$  contains a periodic point of  $f$ , so  $w$  is in the closure of the repelling periodic points for all  $w \in E$ .

Since  $f$  is a polynomial,  $E$  contains all of  $J(f)$  except for a finite number of points. Since  $J(f)$  contains no isolated points, by Proposition 14.9,  $J(f) \subset \bar{E}$  is a subset of the closure of the repelling periodic points.  $\square$

If  $w$  is an attractive fixed point of  $f$ , we write

$$A(w) = \{z \in \mathbb{C} : f^k(z) \rightarrow w \text{ as } k \rightarrow \infty\} \quad (14.2)$$

for the *basin of attraction* of  $w$ . We define the basin of attraction of infinity,  $A(\infty)$ , in the same way. Since  $w$  is attractive, there is an open set  $V$  containing  $w$  in  $A(w)$  (if  $w = \infty$ , we may take  $\{z : |z| > r\}$ , for sufficiently large  $r$ ). This implies that  $A(w)$  is open, since if  $f^k(z) \in V$  for some  $k$ , then  $z \in f^{-k}(V)$ , which is open. The following characterization of  $J$  as the boundary of any basin of attraction is extremely useful in determining Julia sets. Recall the notation  $\partial A$  for the boundary of the set  $A$ .

### Lemma 14.11

*Let  $w$  be an attractive fixed point of  $f$ . Then  $\partial A(w) = J(f)$ . The same is true if  $w = \infty$ .*

*Proof.* If  $z \in J(f)$  then  $f^k(z) \in J(f)$  for all  $k$  so cannot converge to an attractive fixed point, and  $z \notin A(w)$ . However, if  $U$  is any neighbourhood of  $z$ , the set  $f^k(U)$  contains points of  $A(w)$  for some  $k$  by Lemma 14.7, so there are points arbitrarily close to  $z$  that iterate to  $w$ . Thus  $z \in \overline{A(w)}$  and so  $z \in \partial A(w)$ .

Suppose  $z \in \partial A(w)$  but  $z \notin J(f)$ . Then  $z$  has a connected open neighbourhood  $V$  on which  $\{f^k\}$  has a subsequence convergent either to an analytic function or to  $\infty$ . The subsequence converges to  $w$  on  $V \cap A(w)$ , which is open and non-empty, and therefore on  $V$ , since an analytic function is constant on a connected set if it is constant on any open subset. All points of  $V$  are mapped into  $A(w)$  by iterates of  $f$ , so  $V \subset A(w)$ , contradicting that  $z \in \partial A(w)$ .  $\square$

For an example of this lemma, recall the case  $f(z) = z^2$ . The Julia set is the unit circle, which is the boundary of both  $A(0)$  and  $A(\infty)$ .

We collect together the main points of this section.

### Summary 14.12

*The Julia set  $J(f)$  of the polynomial  $f$  is the boundary of the set of points  $z \in \mathbb{C}$  such that  $f^k(z) \rightarrow \infty$ . It is an uncountable non-empty compact set containing no isolated points and is invariant under  $f$  and  $f^{-1}$ , and  $J(f) = J(f^p)$  for each positive integer  $p$ . If  $z \in J(f)$ , then  $J(f)$  is the closure of  $\bigcup_{k=1}^{\infty} f^{-k}(z)$ . The Julia set is the boundary of the basin of attraction of each attractive fixed point of  $f$ , including  $\infty$ , and is the closure of the repelling periodic points of  $f$ .*

*Proof.* This collects together the results of this section.  $\square$

It is possible to discover a great deal more about the dynamics of  $f$  on the Julia set. It may be shown that ‘ $f$  acts chaotically on  $J$ ’ (see Chapter 13). Periodic points of  $f$  are dense in  $J$  but, on the other hand,  $J$  contains points  $z$  with iterates  $f^k(z)$  that are dense in  $J$ . Moreover,  $f$  has ‘sensitive dependence on initial conditions’ on  $J$ ; thus  $|f^k(z) - f^k(w)|$  will be large for certain  $k$  regardless of how close  $z, w \in J$  are, making accurate computation of iterates impossible.

## 14.2 Quadratic functions—the Mandelbrot set

We now specialize to the case of quadratic functions on  $\mathbb{C}$ . We study Julia sets of polynomials of the form

$$f_c(z) = z^2 + c. \quad (14.3)$$

This is not as restrictive as it first appears: if  $h(z) = \alpha z + \beta$  ( $\alpha \neq 0$ ) then

$$h^{-1}(f_c(h(z))) = (\alpha^2 z^2 + 2\alpha\beta z + \beta^2 + c - \beta)/\alpha.$$

By choosing appropriate values of  $\alpha, \beta$  and  $c$  we can make this expression into any quadratic function  $f$  that we please. Then  $h^{-1} \circ f_c \circ h = f$ , so  $h^{-1} \circ f_c^k \circ h = f^k$  for all  $k$ . This means that the sequence of iterates  $\{f^k(z)\}$  of a point  $z$  under  $f$  is just the image under  $h^{-1}$  of the sequence of iterates  $\{f_c^k(h(z))\}$  of the point  $h(z)$  under  $f_c$ . The mapping  $h$  transforms the dynamical picture of  $f$  to that of  $f_c$ . In particular,  $f^k(z) \rightarrow \infty$  if and only if  $f_c^k(h(z)) \rightarrow \infty$ ; thus the Julia set of  $f$  is the image under  $h^{-1}$  of the Julia set of  $f_c$ .

The transformation  $h$  is called a *conjugacy* between  $f$  and  $f_c$ . Any quadratic function is conjugate to  $f_c$  for some  $c$ , so by studying the Julia sets of  $f_c$  for  $c \in \mathbb{C}$  we effectively study the Julia sets of all quadratic polynomials. Since  $h$  is a similarity transformation, the Julia set of any quadratic polynomial is geometrically similar to that of  $f_c$  for some  $c \in \mathbb{C}$ .

It should be borne in mind throughout this section that  $f_c^{-1}(z)$  takes two distinct values  $\pm(z - c)^{1/2}$ , called the two *branches* of  $f_c^{-1}(z)$ , except when  $z = c$ . Thus if  $U$  is a small open set with  $c \notin U$ , then the pre-image  $f_c^{-1}(U)$  has two parts, both of which are mapped bijectively and smoothly by  $f_c$  onto  $U$ .

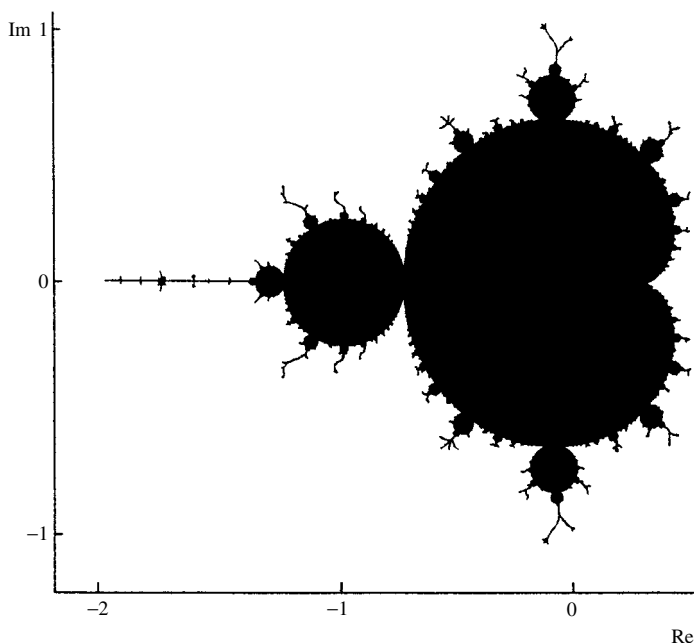
We define the *Mandelbrot set*  $M$  to be the set of parameters  $c$  for which the Julia set of  $f_c$  is connected

$$M = \{c \in \mathbb{C} : J(f_c) \text{ is connected}\}. \quad (14.4)$$

At first,  $M$  appears to relate to one rather specific property of  $J(f_c)$ . In fact, as we shall see,  $M$  contains an enormous amount of information about the structure of Julia sets.

The definition (14.4) is awkward for computational purposes. We derive an equivalent definition that is much more useful for determining whether a parameter  $c$  lies in  $M$  and for investigating the extraordinarily intricate form of  $M$ ; see figure 14.2: we show that  $c \in M$  if and only if  $f_c^k(0) \not\rightarrow \infty$ .

To do this, we first need to know a little about the effect of the transformation  $f_c$  on smooth curves. For brevity, we term a smooth (i.e. differentiable), closed, simple (i.e. non-self-intersecting) curve in the complex plane a *loop*. We refer to the parts of  $\mathbb{C}$  inside and outside such a curve as the *interior* and *exterior* of the loop. A *figure of eight* is a smooth closed curve with a single point of self-intersection.



**Figure 14.2** The Mandelbrot set  $M$  in the complex plane

### Lemma 14.13

Let  $C$  be a loop in the complex plane.

- (a) If  $c$  is inside  $C$  then  $f_c^{-1}(C)$  is a loop, with the inverse image of the interior of  $C$  as the interior of  $f_c^{-1}(C)$ .
- (b) If  $c$  lies on  $C$  then  $f_c^{-1}(C)$  is a figure of eight with self-intersection at 0, such that the inverse image of the interior of  $C$  is the interior of the two loops.
- (c) If  $c$  is outside  $C$ , then  $f_c^{-1}(C)$  comprises two disjoint loops, with the inverse image of the interior of  $C$  the interior of the two loops.

*Proof.* Note that  $f_c^{-1}(z) = \pm(z - c)^{1/2}$  and  $(f_c^{-1})'(z) = \pm\frac{1}{2}(z - c)^{-1/2}$ , which is finite and non-zero if  $z \neq c$ . Hence, if we select one of the two branches of  $f_c^{-1}$ , the set  $f_c^{-1}(C)$  is locally a smooth curve, provided  $c \notin C$ .

- (a) Suppose  $c$  is inside  $C$ . Take an initial point  $w$  on  $C$  and choose one of the two values for  $f_c^{-1}(w)$ . Allowing  $f_c^{-1}(z)$  to vary continuously as  $z$  moves around  $C$ , the point  $f_c^{-1}(z)$  traces out a smooth curve. When  $z$  returns to  $w$ , however,  $f_c^{-1}(w)$  takes its second value. As  $z$  traverses  $C$  again,  $f_c^{-1}(z)$  continues on its smooth path, which closes as  $z$  returns to  $w$  the second time. Since  $c \notin C$ , we have  $0 \notin f_c^{-1}(C)$ , so  $f_c'(z) \neq 0$  on  $f_c^{-1}(C)$ . Thus

$f_c$  is locally a smooth bijective transformation near points on  $f_c^{-1}(C)$ . In particular  $z \in f_c^{-1}(C)$  cannot be a point of self-intersection of  $f_c^{-1}(C)$ , otherwise  $f_c(z)$  would be at a self-intersection of  $C$ , so  $f_c^{-1}(C)$  is a loop.

Since  $f_c$  is a continuous function that maps the loop  $f_c^{-1}(C)$  and no other points onto the loop  $C$ , the polynomial  $f_c$  must map the interior and exterior of  $f_c^{-1}(C)$  into the interior and exterior of  $C$  respectively. Hence  $f_c^{-1}$  maps the interior of  $C$  to the interior of  $f_c^{-1}(C)$ .

- (b) This is proved in a similar way to (a), noting that if  $C_0$  is a smooth piece of curve through  $c$ , then  $f_c^{-1}(C_0)$  consists of two smooth pieces of curve through 0 which cross at right angles, providing the self-intersection of the figure of eight.
- (c) This is similar to (a), noting that this time,  $f_c^{-1}(z)$  can only pick up one of the two values as  $z$  moves around  $C$ , so we get two loops.  $\square$

We now prove the ‘fundamental theorem of the Mandelbrot set’ which gives an alternative characterization in terms of iterates of  $f_c$ .

#### Theorem 14.14

$$M = \{c \in \mathbb{C} : \{f_c^k(0)\}_{k \geq 1} \text{ is bounded}\} \quad (14.5)$$

$$= \{c \in \mathbb{C} : f_c^k(0) \not\rightarrow \infty \text{ as } k \rightarrow \infty\}. \quad (14.6)$$

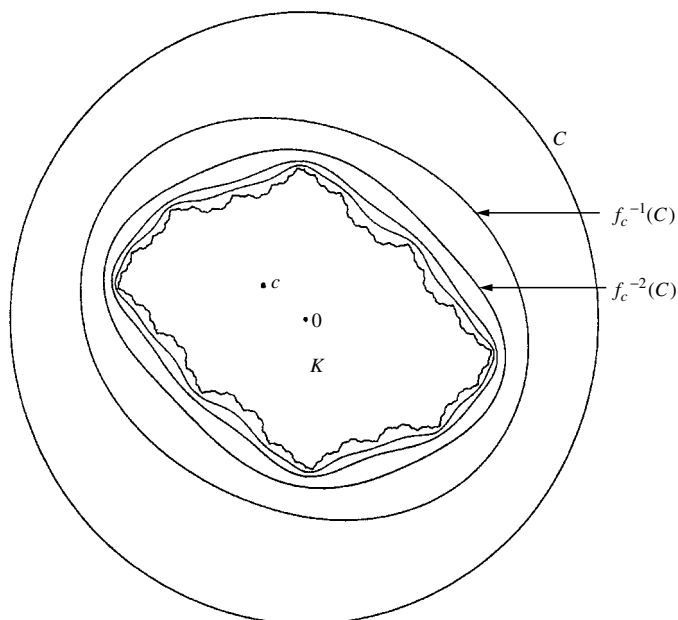
*Proof.* By Lemma 14.1 it is clear that  $f_c^k(0) \not\rightarrow \infty$  if and only if  $\{f_c^k(0)\}$  is bounded, so (14.5) and (14.6) are equal.

- (a) We first show that if  $\{f_c^k(0)\}$  is bounded then  $J(f_c)$  is connected. Let  $C$  be a large circle in  $\mathbb{C}$  such that all the points  $\{f_c^k(0)\}$  lie inside  $C$ , such that  $f_c^{-1}(C)$  is interior to  $C$  and such that points outside  $C$  iterate to  $\infty$  under  $f_c^k$ . Since  $c = f_c(0)$  is inside  $C$ , Lemma 14.13(a) gives that  $f_c^{-1}(C)$  is a loop contained in the interior of  $C$ . Also,  $f_c(c) = f_c^2(0)$  is inside  $C$  and  $f_c^{-1}$  maps the exterior of  $C$  onto the exterior of  $f_c^{-1}(C)$ , so  $c$  is inside  $f_c^{-1}(C)$ . Applying Lemma 14.13(a) again,  $f_c^{-2}(C)$  is a loop contained in the interior of  $f_c^{-1}(C)$ . Proceeding in this way, we see that  $\{f_c^{-k}(C)\}$  consists of a sequence of loops, each containing the next in its interior (figure 14.3(a)). Let  $K$  denote the closed set of points that are on or inside the loops  $f_c^{-k}(C)$  for all  $k$ . If  $z \in \mathbb{C} \setminus K$  some iterate  $f_c^k(z)$  lies outside  $C$  and so  $f_c^k(z) \rightarrow \infty$ . Thus

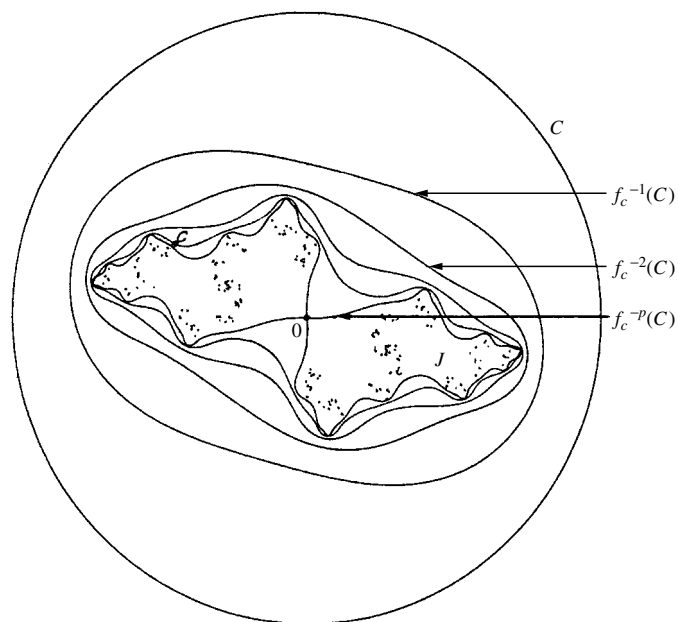
$$A(\infty) = \{z : f_c^k(z) \rightarrow \infty \text{ as } k \rightarrow \infty\} = \mathbb{C} \setminus K$$

so  $K$  is the filled in Julia set of  $f_c$ . By Lemma 14.11  $J(f_c)$  is the boundary of  $\mathbb{C} \setminus K$  which is, of course, the same as the boundary of  $K$ . But  $K$  is the intersection of a decreasing sequence of closed simply connected sets (i.e. sets that are connected and have connected complement), so, by a simple





(a)



(b)

**Figure 14.3** Inverse iterates of a circle  $c$  under  $f_c$ , illustrating the two parts of the proof of Theorem 14.14: (a)  $c = -0.3 + 0.3i$ ; (b)  $c = -0.9 + 0.5i$

topological argument,  $K$  is simply connected and therefore has connected boundary. Thus  $J(f_c)$  is connected.

- (b) The proof that  $J(f_c)$  is not connected if  $\{f_c^k(0)\}$  is unbounded is fairly similar. Let  $C$  be a large circle such that  $f_c^{-1}(C)$  is inside  $C$ , such that all points outside  $C$  iterate to  $\infty$ , and such that for some  $p$ , the point  $f_c^{p-1}(c) = f_c^p(0) \in C$  with  $f_c^k(0)$  inside or outside  $C$  according as to whether  $k$  is less than or greater than  $p$ . Just as in the first part of the proof, we construct a series of loops  $\{f_c^{-k}(C)\}$ , each containing the next in its interior (figure 14.3(b)). However, the argument breaks down when we get to the loop  $f_c^{1-p}(C)$ , since  $c \in f_c^{1-p}(C)$  and Lemma 14.13(a) does not apply. By Lemma 14.13(b) we get that  $E \equiv f^{-p}(C)$  is a figure of eight inside the loop  $f_c^{1-p}(C)$ , with  $f_c$  mapping the interior of each half of  $E$  onto the interior of  $f_c^{1-p}(C)$ . The Julia set  $J(f_c)$  must lie in the interior of the loops of  $E$ , since other points iterate to infinity. Since  $J(f_c)$  is invariant under  $f_c^{-1}$ , parts of it must be contained in each of the loops of  $E$ . Thus this figure of eight  $E$  disconnects  $J(f_c)$ . In fact, if we now apply Lemma 14.13(c) in the same way, it is easy to see that  $J(f_c)$  is totally disconnected.  $\square$

The reason for considering iterates of the origin in (14.5) and (14.6) is that the origin is the *critical point* of  $f_c$  for each  $c$ , i.e. the point for which  $f'_c(z) = 0$ . The critical points are the points where  $f_c$  fails to be a local bijection—a property that was crucial in distinguishing the two cases in the proof of Theorem 14.14 and which is crucial in analysing the dynamics of any polynomial or meromorphic function.

The equivalent definition of  $M$  provided by (14.5) is the basis of computer pictures of the Mandelbrot set. Choose numbers  $r > 2$  and  $k_0$  of the order of 100, say. For each  $c$  compute successive terms of the sequence  $\{f_c^k(0)\}$  until either  $|f_c^k(0)| \geq r$ , in which case  $c$  is deemed to be outside  $M$ , noting Exercise 14.12, or  $k = k_0$ , in which case we take  $c \in M$ . Repeating this process for values of  $c$  across a region enables a picture of  $M$  to be drawn. Often colours are assigned to the complement of  $M$  according to the first integer  $k$  such that  $|f_c^k(0)| \geq r$ .

Pictures of the Mandelbrot set (see figure 14.2) suggest that it has a highly complicated form. It has certain obvious features: a main cardioid to which a series of prominent circular ‘buds’ are attached. Each of these buds is surrounded by further buds, and so on. However, this is not all. In addition, fine, branched ‘hairs’ grow outwards from the buds, and these hairs carry miniature copies of the entire Mandelbrot set along their length. The Mandelbrot set is connected, and its boundary has Hausdorff dimension 2, a reflection on its intricacy.

## 14.3 Julia sets of quadratic functions

In this section we will see a little of how the structure of the Julia set  $J(f_c)$  changes as the parameter  $c$  varies across the complex plane. In particular, the

significance of the various parts of the Mandelbrot set will start to become apparent.

The attractive periodic points of  $f_c$  are crucial to the form of  $J(f_c)$ . It may be shown (see Exercise 14.17) that if  $w \neq \infty$  is an attractive periodic point of a polynomial  $f$  then there is a critical point  $z$  (a point with  $f'(z) = 0$ ) such that  $f^k(z)$  is attracted to the periodic orbit containing  $w$ . Since the only critical point of  $f_c$  is 0,  $f_c$  can have at most one attractive periodic orbit. Moreover, if  $c \notin M$  then, by Theorem 14.14,  $f_c^k(0) \rightarrow \infty$ , so  $f_c$  can have no attractive periodic orbit. It is conjectured that the set of  $c$  for which  $f_c$  has an attractive periodic orbit fills the interior of  $M$ .

It is natural to categorize  $f_c$  by the period  $p$  of the (finite) attractive orbit, if any; the values of  $c$  corresponding to different  $p$  may be identified as different regions of the Mandelbrot set  $M$ .

To begin with, suppose  $c$  lies outside  $M$ , so  $f_c$  has no attractive periodic points. By definition,  $J(f_c)$  is not connected. In fact,  $J(f_c)$  must be totally disconnected and expressible as the disjoint union  $J = S_1(J) \cup S_2(J)$ , where  $S_1$  and  $S_2$  are the two branches of  $f_c^{-1}$  on  $J$ . This means that  $J$  is the attractor of the IFS  $\{S_1, S_2\}$ , see (9.2). Basically, this follows from the second half of the proof of Theorem 14.14—we get that  $f_c$  maps the interior of each loop of a figure of eight  $E$  onto a region  $D$  containing  $E$ . The mappings  $S_1$  and  $S_2$  may be taken as the restrictions of  $f_c^{-1}$  to the interior of each loop. Since  $S_1(J)$  and  $S_2(J)$  are interior to the two halves of  $E$ , they are disjoint, so  $J$  must be totally disconnected; see remarks after (9.7).

We look at this situation in more detail when  $c$  is large enough to allow some simplifications to be made.

### Theorem 14.15

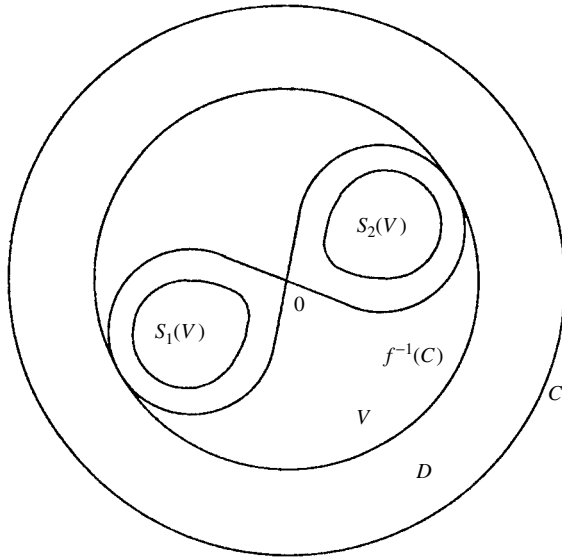
*Suppose  $|c| > \frac{1}{4}(5 + 2\sqrt{6}) = 2.475 \dots$ . Then  $J(f_c)$  is totally disconnected, and is the attractor (in the sense of (9.2)) of the contractions given by the two branches of  $f_c^{-1}(z) = \pm(z - c)^{1/2}$  for  $z$  near  $J$ . When  $|c|$  is large*

$$\dim_B J(f_c) = \dim_H J(f_c) \simeq 2 \log 2 / \log 4|c|.$$

*Proof.* Let  $C$  be the circle  $|z| = |c|$  and  $D$  its interior  $|z| < |c|$ . Then

$$f_c^{-1}(C) = \{(c e^{i\theta} - c)^{1/2} : 0 \leq \theta \leq 4\pi\}$$

which is a figure of eight with self-intersection point at 0, with the loops on either side of a straight line through the origin (see Lemma 14.13 and figure 14.4). Since  $|c| > 2$  we have  $f_c^{-1}(C) \subset D$  since if  $|z| > |c|$  then  $|f_c(z)| \geq |z^2| - |c| \geq |c|^2 - |c| > |c|$ . The interior of each of the loops of  $f_c^{-1}(C)$  is mapped by  $f_c$  in a bijective manner onto  $D$ . If we define  $S_1, S_2 : D \rightarrow D$  as the branches of  $f_c^{-1}(z)$  inside each loop, then  $S_1(D)$  and  $S_2(D)$  are the interiors of the two loops.



**Figure 14.4** Proof of Theorem 14.15

Let  $V$  be the disc  $\{z : |z| < |2c|^{1/2}\}$ . We have chosen the radius of  $V$  so that  $V$  just contains  $f_c^{-1}(C)$ , so  $S_1(D), S_2(D) \subset V \subset D$ . Hence  $S_1(V), S_2(V) \subset V$  with  $S_1(\overline{V})$  and  $S_2(\overline{V})$  disjoint. We have, for  $i = 1, 2$ ,

$$|S_i(z_1) - S_i(z_2)| = |(z_1 - c)^{1/2} - (z_2 - c)^{1/2}| = \frac{|z_1 - z_2|}{|(z_1 - c)^{1/2} + (z_2 - c)^{1/2}|}.$$

Hence, if  $z_1, z_2 \in \overline{V}$ , taking least and greatest values,

$$\frac{1}{2}(|c| + |2c|^{1/2})^{-1/2} \leq \frac{|S_i(z_1) - S_i(z_2)|}{|z_1 - z_2|} \leq \frac{1}{2}(|c| - |2c|^{1/2})^{-1/2}. \quad (14.7)$$

The upper bound is less than 1 if  $|c| > \frac{1}{4}(5 + 2\sqrt{6})$ , in which case  $S_1$  and  $S_2$  are contractions on the disc  $\overline{V}$ . By Theorem 9.1 there is a unique non-empty compact attractor  $F \subset \overline{V}$  satisfying

$$S_1(F) \cup S_2(F) = F. \quad (14.8)$$

Since  $S_1(\overline{V})$  and  $S_2(\overline{V})$  are disjoint, so are  $S_1(F)$  and  $S_2(F)$ , implying that  $F$  is totally disconnected.

Of course,  $F$  is none other than the Julia set  $J = J(f_c)$ . One way to see this is to note that, since  $\overline{V}$  contains at least one point  $z$  of  $J$  (for example, a repelling fixed point of  $f_c$ ), we have  $J = \text{closure}(\bigcup_{k=1}^{\infty} f_c^{-k}(z)) \subset \overline{V}$ , since  $f_c^{-k}(\overline{V}) \subset \overline{V}$ . Using further results from Summary 14.12,  $J$  is a non-empty compact subset of

$\overline{V}$  satisfying  $J = f_c^{-1}(J)$  or, equivalently,  $J = S_1(J) \cup S_2(J)$ . Thus  $J = F$ , the unique non-empty compact set satisfying (14.8).

Finally, we estimate the dimension of  $J(f_c) = F$ . By Propositions 9.6 and 9.7 and (14.7), lower and upper bounds for  $\dim_{\mathbb{H}} J(f_c)$  are provided by the solutions of  $2\left(\frac{1}{2}(|c| \pm |2c|^{1/2})^{-1/2}\right)^s = 1$ , i.e. by  $s = 2 \log 2 / \log 4(|c| \pm |2c|^{1/2})$ , which gives the stated asymptotic estimate.  $\square$

We next turn to the case where  $c$  is small. We know that if  $c = 0$  then  $J(f_c)$  is the unit circle. If  $c$  is small and  $z$  is small enough, then  $f_c^k(z) \rightarrow w$  as  $k \rightarrow \infty$ , where  $w$  is the attractive fixed point  $\frac{1}{2}(1 - \sqrt{1 - 4c})$  close to 0. On the other hand,  $f_c^k(z) \rightarrow \infty$  if  $z$  is large. It is not unreasonable to expect the circle to ‘distort’ into a simple closed curve (i.e. having no points of self-intersection) separating these two types of behaviour as  $c$  moves away from 0.

In fact, this is the case provided that  $f_c$  retains an attractive fixed point, i.e. if  $|f'_c(z)| < 1$  at one of the roots of  $f_c(z) = z$ . Simple algebra shows that this happens if  $c$  lies inside the cardioid  $z = \frac{1}{2}e^{i\theta}(1 - \frac{1}{2}e^{i\theta})$  ( $0 \leq \theta \leq 2\pi$ )—this is the main cardioid of the Mandelbrot set, see Exercise 14.15.

For convenience, we treat the case of  $|c| < \frac{1}{4}$ , but the proof is easily modified if  $f_c$  has any attractive fixed point.

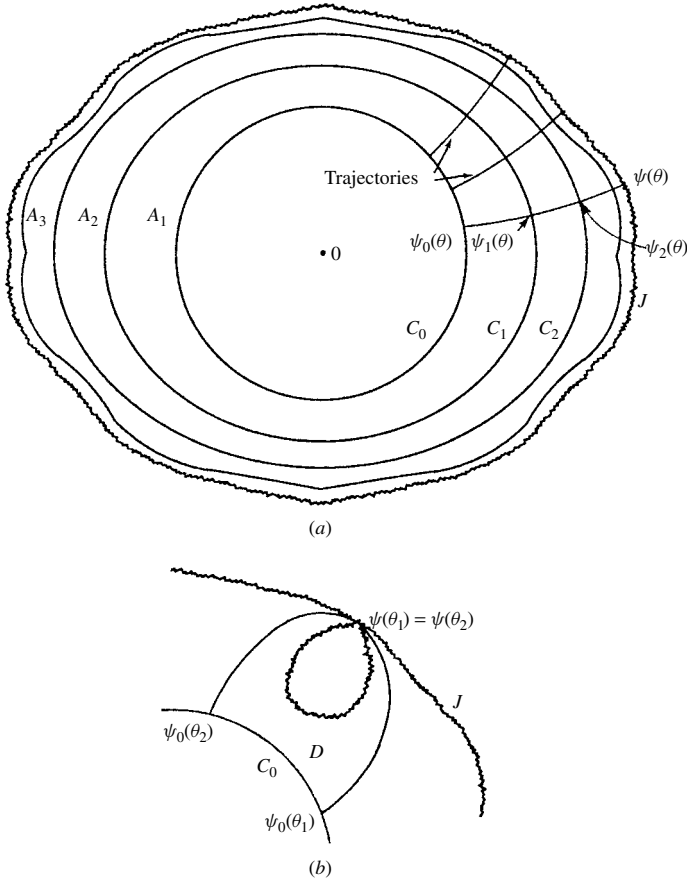
### Theorem 14.16

If  $|c| < \frac{1}{4}$  then  $J(f_c)$  is a simple closed curve.

*Proof.* Let  $C_0$  be the curve  $|z| = \frac{1}{2}$ , which encloses both  $c$  and the attractive fixed point  $w$  of  $f_c$ . Then by direct calculation the inverse image  $f_c^{-1}(C_0)$  is a loop  $C_1$  surrounding  $C_0$ . We may fill the annular region  $A_1$  between  $C_0$  and  $C_1$  by a continuum of curves, which we call ‘trajectories’, which leave  $C_0$  and reach  $C_1$  perpendicularly; see figure 14.5(a). For each  $\theta$  let  $\psi_1(\theta)$  be the point on  $C_1$  at the end of the trajectory leaving  $C_0$  at  $\psi_0(\theta) = \frac{1}{2}e^{i\theta}$ . The inverse image  $f_c^{-1}(A_1)$  is an annular region  $A_2$  with outer boundary the loop  $C_2 = f_c^{-1}(C_1)$  and inner boundary  $C_1$ , with  $f_c$  mapping  $A_2$  onto  $A_1$  in a two-to-one manner. The inverse image of the trajectories joining  $C_0$  to  $C_1$  provides a family of trajectories joining  $C_1$  to  $C_2$ . Let  $\psi_2(\theta)$  be the point on  $C_2$  at the end of the trajectory leaving  $C_1$  at  $\psi_1(\theta)$ . We continue in this way to get a sequence of loops  $C_k$ , each surrounding its predecessor, and families of trajectories joining the points  $\psi_k(\theta)$  on  $C_k$  to  $\psi_{k+1}(\theta)$  on  $C_{k+1}$  for each  $k$ .

As  $k \rightarrow \infty$ , the curves  $C_k$  approach the boundary of the basin of attraction of  $w$ ; by Lemma 14.11 this boundary is just the Julia set  $J(f_c)$ . Since  $|f'_c(z)| > \gamma$  for some  $\gamma > 1$  outside  $C_1$ , it follows that  $f_c^{-1}$  is contracting near  $J$ . Thus the length of the trajectory joining  $\psi_k(\theta)$  to  $\psi_{k+1}(\theta)$  converges to 0 at a geometric rate as  $k \rightarrow \infty$ . Consequently  $\psi_k(\theta)$  converges uniformly to a continuous function  $\psi(\theta)$  as  $k \rightarrow \infty$ , and  $J$  is the closed curve given by  $\psi(\theta)$  ( $0 \leq \theta \leq 2\pi$ ).

It remains to show that  $\psi$  represents a simple curve. Suppose that  $\psi(\theta_1) = \psi(\theta_2)$ . Let  $D$  be the region bounded by  $C_0$  and the two trajectories joining



**Figure 14.5** Proof of Theorem 14.16

$\psi_0(\theta_1)$  and  $\psi_0(\theta_2)$  to this common point. The boundary of  $D$  remains bounded under iterates of  $f_c$ , so by the maximum modulus theorem (that the modulus of an analytic function takes its maximum on the boundary point of a region)  $D$  remains bounded under iteration of  $f$ . Thus  $D$  is a subset of the filled-in Julia set, so the interior of  $D$  cannot contain any points of  $J$ . Thus the situation of figure 14.5(b) cannot occur, so that  $\psi(\theta) = \psi(\theta_1) = \psi(\theta_2)$  for all  $\theta$  between  $\theta_1$  and  $\theta_2$ . It follows that  $\psi(\theta)$  has no point of self-intersection.  $\square$

By an extension of this argument, if  $c$  is in the main cardioid of  $M$ , then  $J(f_c)$  is a simple closed curve; such curves are sometimes referred to as quasi-circles. Of course,  $J(f_c)$  will be a fractal curve if  $c > 0$ . It may be shown that, for small  $c$ , its dimension is given by

$$s = \dim_B J(f_c) = \dim_H J(f_c) = 1 + \frac{|c|^2}{4 \log 2} + \text{terms in } |c|^3 \text{ and higher powers.} \quad (14.9)$$

Moreover,  $0 < \mathcal{H}^s(J) < \infty$ , with  $\dim_{\mathbb{B}} J(f_c) = \dim_{\mathbb{H}} J(f_c)$  given by a real analytic function of  $c$ .

The next case to consider is when  $f_c$  has an attractive periodic orbit of period 2. By a straightforward calculation this occurs if  $|c + 1| < \frac{1}{4}$ ; that is, if  $z$  lies in the prominent circular disc of  $M$  abutting the cardioid, see Exercise 14.16.

Since  $f_c^2$  is a polynomial of degree 4,  $f_c$  has two fixed points and two period-2 points. Let  $w_1$  and  $w_2$  be the points of the attractive period-2 orbit. It may be shown, as in the proof of Theorem 14.16, that the basin of attraction for  $w_i$  (i.e.  $\{z : f_c^{2k}(z) \rightarrow w_i \text{ as } k \rightarrow \infty\}$ ) includes a region bounded by a simple closed curve  $C_i$  surrounding  $w_i$ , for  $i = 1, 2$ . By Lemma 14.11 and Proposition 14.4,  $C_i \subset J(f_c^2) = J(f_c)$ . The curves  $C_i$  are mapped onto themselves in a two-to-one fashion by  $f_c^2$ , which implies that there is a fixed point of  $f_c^2$  on each  $C_i$ . The period-2 points are strictly inside the  $C_i$ , so there is a fixed point of  $f_c$  on each  $C_i$ ; since the  $C_i$  are mapped onto each other by  $f_c$ , the only possibility is for  $C_1$  and  $C_2$  to touch at one of the fixed points of  $f_c$ . The inverse function  $f_c^{-1}$  is two-valued on  $C_1$ . One of the inverse images is  $C_2$  (which encloses  $w_2$ ). However, the other branch of  $f_c^{-1}(C_1)$  is a further simple closed curve enclosing the second value of  $f_c^{-1}(w_1)$ . We may continue to take inverse images in this way to find that  $J(f_c)$  is made up of infinitely many simple closed curves which enclose the pre-images of  $w_1$  and  $w_2$  of all orders and touch each other in pairs at ‘pinch points’—see figure 14.7(c). Thus we get fractal Julia sets that are topologically much more complicated than in the previous cases.

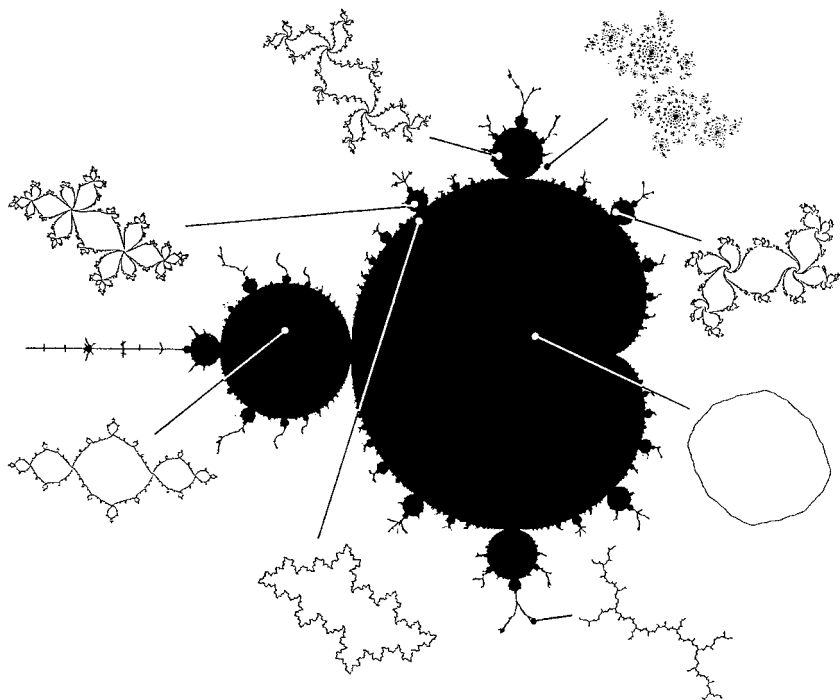
It is possible to use such ideas to analyse the case when  $f_c$  has an attractive periodic orbit of period  $p > 2$ . The immediate neighbourhoods of the period- $p$  points that are drawn into the attractive orbits are bounded by simple closed curves which touch each other at a common point. The Julia set consists of these fractal curves together with all their pre-images under  $f^k$ .

A variety of examples are shown in figures 14.6 and 14.7. The ‘buds’ on the Mandelbrot set corresponding to attractive orbits of period  $p$  are indicated in figure 14.8.

The Julia sets  $J(f_c)$  that are most intricate, and are mathematically hardest to analyse are at the ‘exceptional’ values of  $c$  on the boundary of  $M$ . If  $c$  is on the boundary of the cardioid or a bud of  $M$ , then  $f_c$  has an indifferent periodic point (where  $|(f^p)'(w)| = 1$ ). If  $c$  is at a ‘neck’ where a bud touches a parent region, then  $J(f_c)$  includes a series of ‘tendrils’ joining its boundary to the indifferent periodic points. For  $c$  elsewhere on the boundary of the cardioid the Julia set may contain ‘Siegel discs’. The Julia set  $J(f_c)$  consists of infinitely many curves bounding open regions, with  $f_c$  mapping each region into a ‘larger’ one, until the region containing the fixed point is reached. Inside this *Siegel disc*,  $f_c$  rotates points on invariant loops around the fixed point.

There are still further possibilities. If  $c$  is on one of the ‘hairs’ of  $M$  then  $J(f_c)$  may be a *dendrite*, i.e. of tree-like form. This occurs if an iterate of the critical point 0 is periodic, i.e. if  $f_c^k(0) = f_c^{k+q}(0)$  for positive integers  $k$  and  $q$ .

We have mentioned that there are miniature copies of  $M$  located in the hairs of  $M$ . If  $c$  belongs to one of these, then  $J(f_c)$  will be of dendrite form, but with



**Figure 14.6** Julia sets  $J(f_c)$  for  $c$  at various points in the Mandelbrot set. The Julia sets are displayed in more detail in figure 14.7

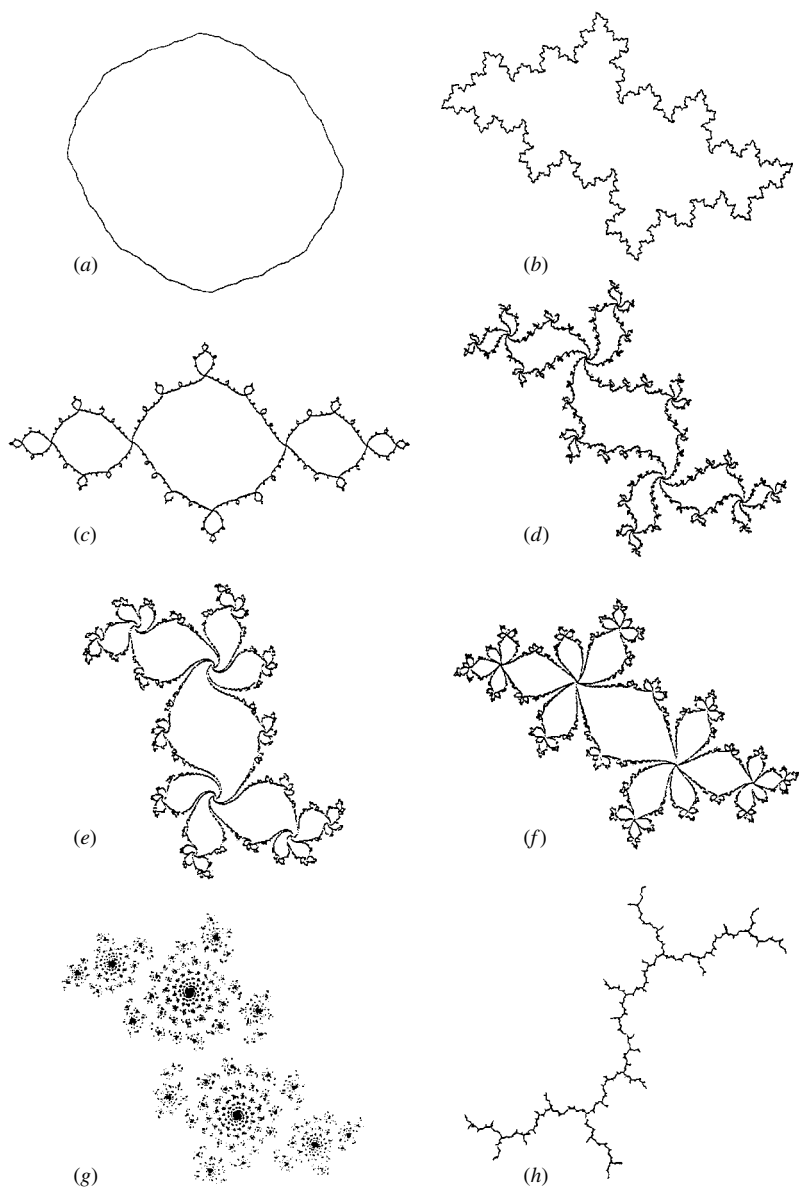
small copies of the Julia set from the corresponding value of  $c$  in the main part of  $M$  inserted at the ‘vertices’ of the dendrite.

A good way to explore the structure of Julia sets and, indeed, the Julia sets of other functions, is using a computer. There are two usual methods of drawing Julia sets, based on properties that we have discussed.

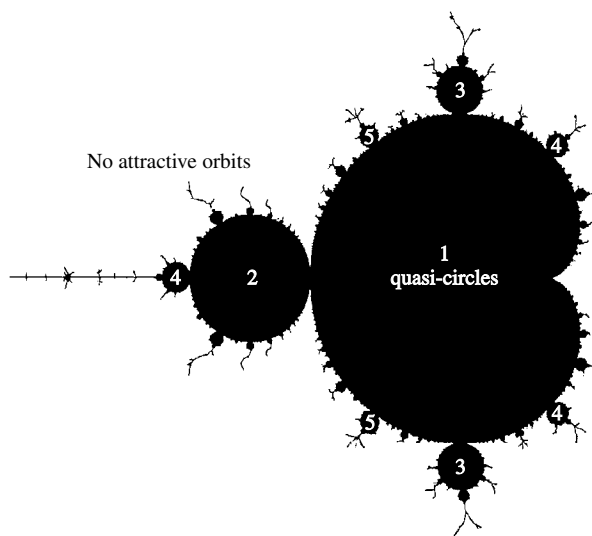
For the first method, we choose a repelling periodic point  $z$ . For suitable  $k$ , we may compute the set of inverse images  $J_k = f^{-k}(z)$ . By Corollary 14.8(b) these  $2^k$  points are in  $J$ , and should fill  $J$  as  $k$  becomes large. A difficulty with picturing  $J$  in this way is that the points of  $J_k$  need not be uniformly distributed across  $J$ —they may tend to cluster in some parts of  $J$  and be sparse in other parts. Consequently, even with  $k$  quite large, parts of  $J$  can be missed altogether. (This tends to happen for  $f_c$  with  $c$  close to the boundary of  $M$ .) There are various ways of getting around this difficulty. For instance, with  $J_0 = \{z\}$ , instead of taking  $J_k = f^{-1}(J_{k-1})$  for each  $k$ , we can choose a subset  $J_k$  of  $f^{-1}(J_{k-1})$  by ignoring all but one of the points in every ‘small’ cluster. This ensures that we are working with a reasonably well distributed set of points of  $J$  at each step of the iteration, and also reduces the calculation involved.

A second method is to test individual points to see if they are close to the Julia set. Suppose, for example, that  $f$  has two or more attractive fixed points





**Figure 14.7** A selection of Julia sets of the quadratic function  $f_c(z) = z^2 + c$ . (a)  $c = -0.1 + 0.1i$ ;  $f_c$  has an attractive fixed point, and  $J$  is a quasi-circle. (b)  $c = -0.5 + 0.5i$ ;  $f_c$  has an attractive fixed point, and  $J$  is a quasi-circle. (c)  $c = -1 + 0.05i$ ;  $f_c$  has an attractive period-2 orbit. (d)  $c = -0.2 + 0.75i$ ,  $f_c$  has an attractive period-3 orbit. (e)  $c = 0.25 + 0.52i$ ;  $f_c$  has an attractive period-4 orbit. (f)  $c = -0.5 + 0.55i$ ;  $f_c$  has an attractive period-5 orbit. (g)  $c = 0.66i$ ;  $f_c$  has no attractive orbits and  $J$  is totally disconnected. (h)  $c = -i$ ,  $f_c^2(0)$  is periodic and  $J$  is a dendrite



**Figure 14.8** The periods of the attractive orbits of  $f_c$  for  $c$  in various parts of the Mandelbrot set  $M$ . If  $c$  is in the main cardioid,  $f_c$  has an attractive fixed point, and the Julia set  $J(f_c)$  is a quasi-circle. For  $c$  in the buds of  $M$ ,  $f_c$  has an attractive orbit with the period  $p$  shown, with  $p$  regions inside the Julia set  $J(f_c)$  meeting at each pinch point. Outside  $M$ , the function  $f_c$  has no attractive orbits and  $J(f_c)$  is totally disconnected

(now including  $\infty$  if  $f$  is a polynomial). If  $z$  is a point of  $J(f)$  then there are points arbitrarily close to  $z$  in the attractive basin of each attractive point by Lemma 14.11. To find  $J$  we divide a region of  $\mathbb{C}$  into a fine mesh. We examine the ultimate destination under iteration by  $f$  of the four corners of each mesh square. If two of the corners are attracted to different points, we deem the mesh square to contain a point of  $J$ . Often, the other squares, the ‘Fatou set’, are coloured according to which point the vertices of the square is attracted to, perhaps with different shading according to how close the  $k$ th iterates are to the attractive point for some fixed  $k$ .

Both of these methods can be awkward to use in certain cases. A knowledge of the mathematical theory is likely to be beneficial in overcoming the difficulties that can occur.

## 14.4 Characterization of quasi-circles by dimension

We saw in the previous section that, if  $c$  is in the main cardioid of the Mandelbrot set, then the Julia set of  $f_c(z) = z^2 + c$  is a simple closed curve. By similar arguments, the Julia set of  $f(z) = z^n + c$  is a simple closed curve for any integer  $n \geq 2$  provided that  $c$  is small enough, and, indeed, the same is true for  $f(z) = z^2 + g(z)$  for a wide variety of analytic functions  $g$  that are ‘sufficiently small’ near the origin. Thus all these functions have Julia sets that are topologically the

same—they are all homeomorphic to a circle. The surprising thing is that they are essentially the same *as fractals*, in other words are bi-Lipschitz equivalent, if and only if they have the same Hausdorff dimension. Of course, if two sets have different dimensions they cannot be bi-Lipschitz equivalent (Corollary 2.4). However, in this particular situation the converse is also true.

We term a set  $F$  a *quasi-self-similar circle* or *quasi-circle* if the following conditions are satisfied:

- (i)  $F$  is homeomorphic to a circle (i.e.  $F$  is a simple closed curve).
- (ii)  $0 < \mathcal{H}^s(F) < \infty$  where  $s = \dim_H F$ .
- (iii) There are constants  $a, b, r > 0$  such that for any subset  $U$  of  $F$  with  $|U| \leq r$  there is a mapping  $\varphi : U \rightarrow F$  such that

$$a|x - y| \leq |U||\varphi(x) - \varphi(y)| \leq b|x - y| \quad (x, y \in F). \quad (14.10)$$

The ‘quasi-self-similar’ condition (iii) says that arbitrarily small parts of  $F$  are ‘roughly similar’ to a large part of  $F$ .

The following theorem depends on using  $s$ -dimensional Hausdorff measure to measure ‘distance’ round a quasi-circle.

### Theorem 14.17

*Quasi-circles  $E$  and  $F$  are bi-Lipschitz equivalent if and only if  $\dim_H E = \dim_H F$ .*

*Sketch of proof.* If there is a bi-Lipschitz mapping between  $E$  and  $F$  then  $\dim_H E = \dim_H F$  by Corollary 2.4(b).

Suppose that  $\dim_H E = \dim_H F$ . Let  $E(x, y)$  be the ‘arc’ of  $E$  between points  $x, y \in E$ , taken in the clockwise sense, with a similar notation for arcs of  $F$ . Conditions (ii) and (iii) imply that  $\mathcal{H}^s(E(x, y))$  is continuous in  $x, y \in E$  and is positive if  $x \neq y$ . We claim that there are constants  $c_1, c_2 > 0$  such that

$$c_1 \leq \frac{\mathcal{H}^s(E(x, y))}{|x - y|^s} \leq c_2 \quad (14.11)$$

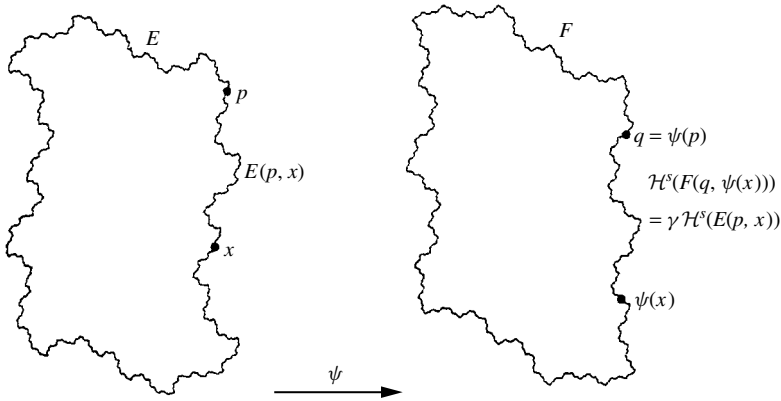
whenever  $E(x, y)$  is the ‘shorter’ arc, i.e.  $\mathcal{H}^s(E(x, y)) \leq \mathcal{H}^s(E(y, x))$ . Assume that  $\varepsilon > 0$  is sufficiently small. If  $|x - y| \geq \varepsilon$  then (14.11) is true by a continuity argument for suitable constants. If  $|x - y| < \varepsilon$  there is a mapping  $\varphi : E(x, y) \rightarrow E$  satisfying (14.10) such that  $|\varphi(x) - \varphi(y)| \geq \varepsilon$ . Inequalities (14.10), (2.8) and (2.9) imply that the ratio (14.11) changes by a bounded amount if  $x$  and  $y$  are replaced by  $\varphi(x)$  and  $\varphi(y)$ , so (14.11) holds for suitable  $c_1$  and  $c_2$  for all  $x, y \in E$ .

Now choose base points  $p \in E, q \in F$ . Set  $\gamma = \mathcal{H}^s(E)/\mathcal{H}^s(F)$  and define  $\psi : E \rightarrow F$  by taking  $\psi(x)$  to be the point of  $F$  such that

$$\mathcal{H}^s(E(p, x)) = \gamma \mathcal{H}^s(F(q, \psi(x)))$$

(see figure 14.9). Then  $\psi$  is a continuous bijection, and also

$$\mathcal{H}^s(E(x, y)) = \gamma \mathcal{H}^s(F(\psi(x), \psi(y))) \quad (x, y \in E).$$



**Figure 14.9** Setting up a bi-Lipschitz mapping  $\psi$  between two quasi-circles of Hausdorff dimension  $s$

Using (14.11) together with similar inequalities for arcs of  $F$ , this gives

$$c_3 \leq \frac{|\psi(x) - \psi(y)|}{|x - y|} \leq c_4$$

if  $x \neq y$ , so that  $\psi$  is bi-Lipschitz, as required.  $\square$

### Corollary 14.18

Suppose that the Julia sets  $J_1$  and  $J_2$  of the polynomials  $f_1$  and  $f_2$  are simple closed curves. Suppose that  $f_i$  is strictly repelling on  $J_i$  (i.e.  $|f'_i(z)| > 1$  for  $i = 1, 2$ ). Then  $J_1$  and  $J_2$  are bi-Lipschitz equivalent if and only if  $\dim_H J_1 = \dim_H J_2$ .

*Proof.* It may be shown that if a polynomial  $f$  is strictly repelling on its Julia set  $J$  then  $0 < \mathcal{H}^s(J) < \infty$ , where  $s = \dim_H J$ . Moreover, given a subset  $U$  of  $J$ , we may choose  $k$  so that  $f^k(U)$  has diameter comparable with that of  $J$  itself, and (14.10) holds taking  $\varphi = f^k$  (this reflects the quasi-self-similarity of  $J$ ). Thus  $J_1$  and  $J_2$  are quasi-circles to which Theorem 14.17 may be applied.  $\square$

## 14.5 Newton's method for solving polynomial equations

Anyone who has done any numerical analysis will have found roots of equations using Newton's method. Let  $p(x)$  be a function with continuous derivative. If  $f(x) = x - p(x)/p'(x)$  then the iterates  $f^k(x)$  converge to a solution of  $p(x) = 0$  provided that  $p'(x) \neq 0$  at the solution and that the initial value of  $x$  is chosen appropriately. Cayley suggested investigating the method in the complex plane, and in particular which initial points of  $\mathbb{C}$  iterate to which zero of  $p$ .

Let  $p : \mathbb{C} \rightarrow \mathbb{C}$  be a polynomial with complex coefficients, and form the rational function  $f : \mathbb{C} \cup \{\infty\} \rightarrow \mathbb{C} \cup \{\infty\}$

$$f(z) = z - p(z)/p'(z). \quad (14.12)$$

Then the fixed points of  $f$ , given by  $p(z)/p'(z) = 0$ , are the zeros of  $p$  together with  $\infty$ . Differentiating, we find that

$$f'(z) = p(z)p''(z)/p'(z)^2 \quad (14.13)$$

so a zero  $z$  of  $p$  is a *superattractive* fixed point of  $f$ , i.e.  $f'(z) = 0$ , provided that  $p'(z) \neq 0$ . If  $|z|$  is large,  $f(z) \sim z(1 - 1/n)$ , where  $n$  is the degree of  $p$ , so  $\infty$  is a repelling point of  $f$ . As usual, we write

$$A(w) = \{z : f^k(z) \rightarrow w\} \quad (14.14)$$

for the basin of attraction of the zero  $w$ , i.e. the set of initial points which converge to  $w$  under Newton iteration. Since the zeros are attractive, the basin  $A(w)$  includes an open region containing  $w$ . We shall see, however, that  $A(w)$  can be remarkably complicated further away from  $w$ .

The theory of Julia sets developed for polynomials in Section 14.1 is almost the same for a rational function, provided that the point  $\infty$  is included in the natural way. The main differences are that if  $f$  is a rational function  $J(f)$  need not be bounded (though it must be closed) and it is possible for  $J(f)$  to have interior points, in which case  $J(f) = \mathbb{C} \cup \{\infty\}$ . However, Lemma 14.11 remains true, so that  $J(f)$  is the boundary of  $A(w)$  for each attractive fixed point  $w$ . Thus  $J(f)$  is likely to be important when analysing the domains of attraction of the roots in Newton's method.

A straightforward case is the quadratic polynomial

$$p(z) = z^2 - c \quad (c \neq 0)$$

with zeros  $\pm \sqrt{c}$  (as before, more general quadratic polynomials can be reduced to this form by a conjugacy). Newton's formula (14.12) becomes

$$f(z) = (z^2 + c)/2z.$$

Thus

$$f(z) \pm \sqrt{c} = (z \pm \sqrt{c})^2/2z$$

so

$$\frac{f(z) + \sqrt{c}}{f(z) - \sqrt{c}} = \left( \frac{z + \sqrt{c}}{z - \sqrt{c}} \right)^2. \quad (14.15)$$

It follows immediately that if  $|z + \sqrt{c}|/|z - \sqrt{c}| < 1$  then  $|f^k(z) + \sqrt{c}|/|f^k(z) - \sqrt{c}| \rightarrow 0$  and also  $f^k(z) \rightarrow -\sqrt{c}$  as  $k \rightarrow \infty$ , and similarly if

$|z + \sqrt{c}|/|z - \sqrt{c}| > 1$  then  $f^k(z) \rightarrow \sqrt{c}$ . The Julia set  $J(f)$  is the line  $|z + \sqrt{c}| = |z - \sqrt{c}|$  (the perpendicular bisector of  $-\sqrt{c}$  and  $\sqrt{c}$ ) and  $A(-\sqrt{c})$  and  $A(\sqrt{c})$  are the half-planes on either side. (Letting  $h(z) = (z + \sqrt{c})/(z - \sqrt{c})$  in (14.15) gives  $f(z) = h^{-1}(h(z))^2$ , so that  $f$  is conjugate to, and therefore has similar dynamics to, the mapping  $g(z) = z^2$ .) In this case the situation is very regular—any initial point is iterated by  $f$  to the nearest zero of  $p$ .

The quadratic example might lead us to hope that the domains of attraction under Newton iteration of the zeros of any polynomial are reasonably regular. However, for higher-order polynomials the situation is fundamentally different. Lemma 14.11 (which holds for rational functions, including Newton functions of polynomials) provides a hint that something very strange happens. If  $p$  has zeros  $z_1, \dots, z_n$  with  $p'(z_i) \neq 0$ , Lemma 14.11 tells us that the Julia set of  $f$  is the boundary of the domain of the attraction of *every* zero:

$$J(f) = \partial A(z_1) = \dots = \partial A(z_n).$$

A point on the boundary of any one of the domains of attraction must be on the boundary of all of them; since  $J(f)$  is uncountable, there are a great many such multiple boundary points. An attempt to visualize three or more disjoint sets with this property will convince the reader that they must be very complicated indeed.

Let us look at a specific example. The cubic polynomial


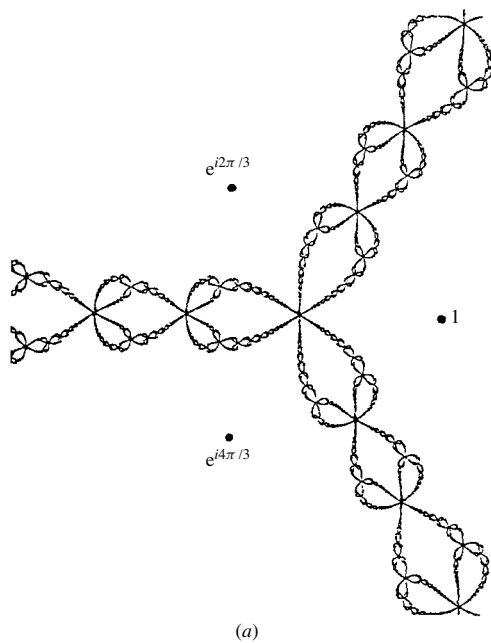
$$p(z) = z^3 - 1$$

has zeros  $1, e^{i2\pi/3}, e^{i4\pi/3}$ , and Newton function

$$f(z) = \frac{2z^3 + 1}{3z^2}.$$

The transformation  $\rho(z) = z e^{i2\pi/3}$  is a rotation of  $120^\circ$  about the origin. It is easily checked that  $f(\rho(z)) = \rho(f(z))$ , in other words  $\rho$  is a conjugacy of  $f$  to itself. It follows that a rotation of  $120^\circ$  about the origin maps  $A(w)$  onto  $A(w e^{i2\pi/3})$  for each of the three zeros  $w$ , so that the Julia set has threefold symmetry about the origin. (Of course, these symmetries would be expected from the symmetric disposition of the three zeros of  $p$ .) If  $z$  is real then  $f^k(z)$  remains real for all  $k$ , and, by elementary arguments,  $f^k(z)$  converges to 1 except for countably many real  $z$ . Thus  $A(1)$  contains the real axis except for a countable number of points, and, by symmetry,  $A(e^{i2\pi/3})$  and  $A(e^{i4\pi/3})$  contain the lines through the origin making  $120^\circ$  and  $240^\circ$  to the real axis, again except for countably many points. We also know that each  $A(w)$  contains an open region round  $w$ , that any point on the boundary of one of the  $A(w)$  is on the boundary of all three, and that there are uncountably many such ‘triple points’. Most people require the insight of a computer drawing to resolve this almost paradoxical situation, see figure 14.10.

The domain  $A(1)$  is shown in black in figure 14.10(b); note that the basins of attraction of the other two zeros, obtained by rotation of  $120^\circ$  and  $240^\circ$ , key



**Figure 14.10** Newton's method for  $p(z) = z^3 - 1$ . The Julia set for the Newton function  $f(z) = (2z^3 + 1)/3z^2$  is shown in (a), and the domain of attraction of the zero  $z = 1$  is shown in black in (b)

into the picture in a natural way. The Julia set shown in figure 14.10(a) is the boundary of the three basins and is made up of three ‘chains’ leading away from the origin. These fractal chains have a fine structure—arbitrarily close to each point of  $J(f)$  is a ‘slightly distorted’ copy of the picture at the origin with six components of the  $A(w)$  meeting at a point. This reflects Corollary 14.8(b), again valid for rational functions:  $J(f)$  is the closure of  $\bigcup_{k=1}^{\infty} f^{-k}(0)$ , so that if  $z$  is in  $J(f)$  then there is a point  $w$  arbitrarily close to  $z$ , and an integer  $k$ , such that  $f^k(w) = 0$ . But  $f^k$  is locally a conformal mapping, so that the local inverse  $(f^k)^{-1}$  maps a neighbourhood of 0 to an ‘almost similar’ neighbourhood of  $w$ . The Julia set  $J(f)$  exhibits quasi-self-similarity.

This, of course, is just the beginning. The domains of attraction of the zeros of other polynomials of degree 3 or more and, indeed, other analytic functions, may be investigated using a combination of theory and computer graphics. This leads to a wealth of sets of a highly intricate form which raise many intriguing mathematical questions.

In this chapter we have touched on what is a complicated and fascinating area of mathematics in which fractals play a fundamental role. It is an area in which computer experiments often lead the way with mathematical theory trying to keep up. The variations are endless—we can investigate the Julia set of higher-order polynomials and of other analytic functions such as  $\exp z$ , as well as invariant sets of non-analytic transformations of the plane. With the advent of high quality colour computer graphics, these ideas have become the basis of much computer art. A single function of simple form can lead to highly intricate yet regular pictures—often very beautiful, sometimes almost weird.

## 14.6 Notes and references

Much of the basic theory of iteration of complex functions was developed by Julia (1918) and Fatou (1919). For many years the subject lay almost dormant, until computer graphics was sufficiently advanced to reveal the intricate form of Julia sets. Recently, there has been an extraordinary interest in the subject, and drawing Julia sets and the Mandelbrot set on computers has become a popular activity, with the incredibly beautiful and intricate pictures that are easily produced.

For an account of basic complex variable theory, see Ahlfors (1979). The books by Peitgen and Richter (1986), Becker and Dörfler (1989) and Peitgen, Jürgens and Saupe (1992) provide well-illustrated accounts of complex iteration. Other recommended accounts of complex dynamics include Blanchard (1984), Saupe (1987), Devaney (1989), Beardon (1991), Carleson and Gamelin (1993), McMullen (1994) and Milnor (1999). Mandelbrot (1980) introduced the set bearing his name; the fundamental Theorem 14.14 is given by Brolin (1965). A collection of papers on topics related to the Mandelbrot set was edited by Tan (2000).

The formula (14.9) for the dimension of  $J(f_c)$  is due to Ruelle (1982), and extensions are given by Collet, Dobbertin and Moussa (1992) and Abenda,



Moussa and Osbaldestin (1999). For details of the characterization of quasi-circles by dimension, see Falconer and Marsh (1989). Fractals associated with Newton's method are discussed in Peitgen and Richter (1986), Peitgen, Saupe and von Haeseler (1984) and Curry, Garnett and Sullivan (1983).

## Exercises

Throughout these exercises we write  $f_c(z) = z^2 + c$ .

- 14.1 Show that every perfect set  $E$  (i.e. every set that is closed and has no isolated points) is uncountable. (Hint: Construct a 'Cantor-like' set inside  $E$ .) Deduce that  $J(f_c)$  is uncountable for all  $c$ .
- 14.2 Describe the Julia set of  $f(z) = z^2 + 4z + 2$ . (Hint: Write  $z_1 = z + 2$ .)
- 14.3 Let  $f(z) = z^2 + 2iz + b$ . By considering the mapping  $h(z) = z + i$ , show that the Julia set of  $f$  is connected if and only if  $b + 1 + i \in M$ .
- 14.4 Let  $|c| \leq \frac{1}{4}$ . Show that if  $|z| \leq \frac{1}{2}$  then  $|f_c(z)| \leq \frac{1}{2}$ . Deduce that  $B(0, \frac{1}{4}) \subset K(f_c)$ . Also show that if  $|z| \geq 2$  then  $|f_c(z)| \geq \frac{3}{2}|z|$ . Deduce that  $K(f_c) \subset B(0, 2)$ . What does this tell us about the location of  $J(f_c)$ ?
- 14.5 Let  $f(z) = z^2 - 2$ . Find a repelling fixed point of  $f$ . Deduce from Corollary 14.8 that  $J(f)$  is a subset of the real interval  $[-2, 2]$ . Use Theorem 14.14 to deduce that  $J(f)$  is connected, and hence that it is the interval  $[-2, 2]$ .
- 14.6 Show that the Julia set  $J(f_c)$  is symmetric about the origin (that is  $z \in J(f_c)$  if and only if  $-z \in J(f_c)$ ).
- 14.7 Show that if  $c$  is real with  $c > \frac{1}{4}$  then  $z \notin J(f_c)$  for all real numbers  $z$ . Deduce, using Exercise 14.6, that if  $c > \frac{1}{4}$  then  $J(f_c)$  is not connected, and so  $c \notin M$ .
- 14.8 Show that if  $c$  is a non-real number with  $|c| < \frac{1}{4}$  and  $w = \frac{1}{2}(1 + (1 - 4c)^{-1/2})$  is the repelling fixed point of  $f_c(z) = z^2 + c$  then  $f'_c(w)$  is not real. Deduce that the simple closed curve that forms the Julia set  $J(f_c)$  cannot have a tangent at  $w$ . Hence deduce that the curve contains no differentiable arcs.
- 14.9 Show that if  $|c| \leq \frac{1}{4}$  and  $|z| \leq \frac{1}{2}$  then  $|f_c(z)| \leq \frac{1}{2}$ . Deduce that  $B(0, \frac{1}{4}) \subset M$ .
- 14.10 Show that if  $|c + 1| \leq \frac{1}{20}$  and  $|z| \leq \frac{1}{10}$  then  $|f_c(f_c(z))| \leq \frac{1}{10}$ . Deduce that  $B(-1, \frac{1}{20}) \subset M$ .
- 14.11 Show that if  $\varepsilon > 0$  and if  $|z| \geq \max(2 + \varepsilon, |c|)$  then  $|f_c(z)| \geq |z|(1 + \varepsilon)$ . Deduce that if  $|c| > 2$  then  $c \notin M$ .
- 14.12 Use Exercise 14.11 to show that  $M = \{c : |f_c^k(0)| > 2 \text{ for some } k\}$ .
- 14.13 Show that if  $|c| < 1$  then the Julia set of  $f(z) = z^3 + 3z$  is a simple closed curve.
- 14.14 Obtain an estimate for the dimension of the Julia set of  $f(z) = z^3 + c$  when  $|c|$  is large.
- 14.15 Show that  $f_c$  has an attractive fixed point precisely when  $c$  lies inside the main cardioid of the Mandelbrot set given by  $z = \frac{1}{2}e^{i\theta} (1 - \frac{1}{2}e^{i\theta})$  for  $0 \leq \theta \leq 2\pi$ .
- 14.16 Show that  $f_c^2(z) - z = (z^2 - z + c)(z^2 + z + c + 1)$ . Deduce that  $f$  has an attractive period-2 point just when  $|c + 1| < \frac{1}{4}$  (the large disc in  $M$ ).
- 14.17 Show that if  $w$  is an attractive fixed point of  $f_c$  then the attractive basin  $A(w)$  must contain the point  $c$ . (Hint: Show that otherwise there is an open neighbourhood of  $w$  on which the inverse iterates  $f^{-k}$  of  $f$  can be uniquely defined and form

a normal family, which is impossible since  $w$  is a repelling fixed point of  $f^{-1}$ .) Deduce that  $f_c$  can have at most one attractive fixed point. Generalize this to show that if  $w$  is an attractive fixed point of any polynomial  $f$  then  $A(w)$  contains a point  $f(z)$  for some  $z$  with  $f'(z) = 0$ .

- 14.18 Let  $f$  be a quadratic polynomial. Show by applying Exercise 14.17 to  $f^p$  for positive integers  $p$ , that  $f$  can have at most one attractive periodic orbit.
- 14.19 Write a computer program to draw Julia sets of functions (see the end of Section 14.3). Try it out first on quadratic functions, then experiment with other polynomials and rational functions, and then other functions such as  $\exp z$ .
- 14.20 Use a computer to investigate the domains of attraction for the zeros of some other polynomials under Newton's method iteration; for example for  $p(z) = z^4 - 1$  or  $p(z) = z^3 - z$ .

## Chapter 15 Random fractals

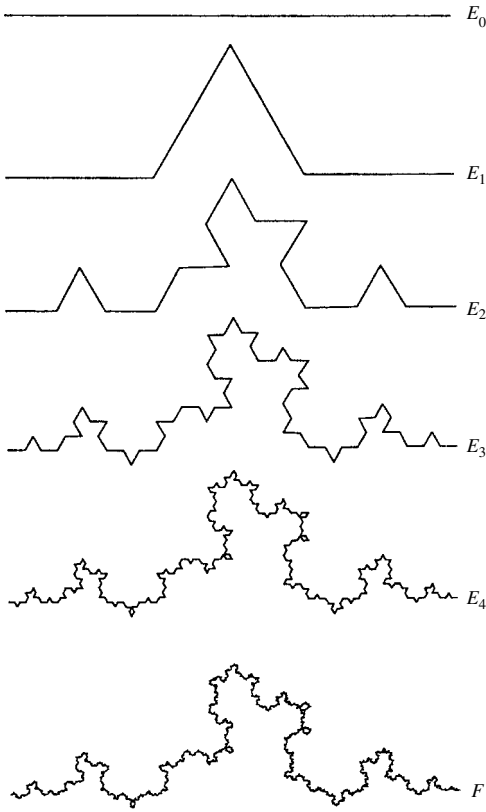
Many of the fractal constructions that have been encountered in this book have random analogues. For example, in the von Koch curve construction, each time we replace the middle third of an interval by the other two sides of an equilateral triangle, we might toss a coin to determine whether to position the new part ‘above’ or ‘below’ the removed segment. After a few steps, we get a rather irregular looking curve which nevertheless retains certain of the characteristics of the von Koch curve; see figure 15.1.

The middle third Cantor set construction may be randomized in several ways, as in figure 15.2. Each time we divide a segment into three parts we could, instead of always removing the middle segment, throw a die to decide which parts to remove. Alternatively, we might choose the interval lengths at each stage of the construction at random, so that at the  $k$ th stage we are left with  $2^k$  intervals of differing lengths, resulting in a rather irregular looking fractal.

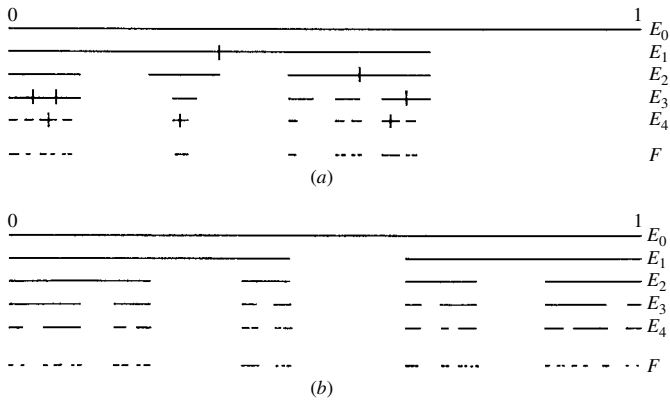
Whilst such ‘random fractals’ do not have the self-similarity of their non-random counterparts, their non-uniform appearance is often rather closer to natural phenomena such as coastlines, topographical surfaces or cloud boundaries. Indeed, random fractal constructions are the basis of many impressive computer-drawn landscapes or skies.

Most fractals discussed in this book involve a sequence of approximations  $E_k$ , each obtained from its predecessor by modification in increasingly fine detail, with a fractal  $F$  as a limiting set. A random fractal worthy of the name should display randomness at all scales, so it is appropriate to introduce a random element at each stage of the construction. By relating the size of the random variations to the scale, we can arrange for the fractal to be *statistically self-similar* in the sense that enlargements of small parts have the same statistical distribution as the whole set. This compares with (non-random) self-similar sets (see Chapter 9) where enlargements of small parts are identical to the whole.

In order to describe fractal constructions involving infinitely many random steps with precision, we must use the language of probability theory, a brief survey of which is given in Section 1.4.



**Figure 15.1** Construction of a ‘random von Koch curve’. At each step a coin is tossed to determine on which side of the removed segment to place the new pair of segments



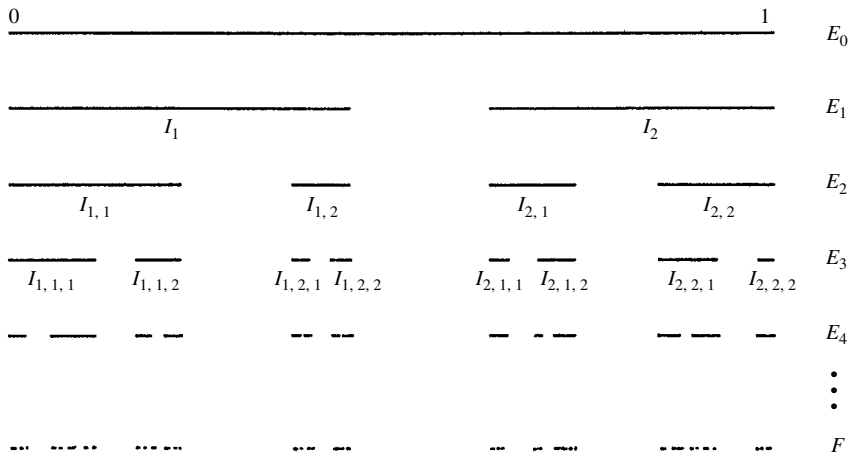
**Figure 15.2** Two random versions of the Cantor set. In (a) each interval is divided into three equal parts from which some are selected at random. In (b) each interval is replaced by two subintervals of random lengths

15.1 A random Cantor set

We give a detailed analysis of a specific statistically self-similar construction. It resembles that of the middle third Cantor set, except that the lengths of the intervals at each stage are random. This analysis extends to much more general random fractals.

Intuitively, we consider a construction  $F = \bigcap_{k=1}^\infty E_k$ , where  $[0, 1] = E_0 \supset E_1 \supset \dots$  is a decreasing sequence of closed sets, with  $E_k$  a union of  $2^k$  disjoint closed  $k$ th level basic intervals. We assume that each  $k$ th level interval  $I$  contains two  $(k + 1)$ th level intervals  $I_L$  and  $I_R$ , abutting the left- and right-hand ends of  $I$  respectively. The lengths of the intervals are random, and we impose statistical self-similarity by the requirement that the length ratios  $|I_L|/|I|$  have independent and identical probability distribution for every basic interval  $I$  of the construction, and similarly for the ratios  $|I_R|/|I|$ . This ‘random Cantor set’  $F$  is statistically self-similar, in that the distribution of the set  $F \cap I$  is the same as that of  $F$ , but scaled by a factor  $|I|$ , for each  $I$ .

We describe this random construction in probabilistic terms. Let  $a, b$  be constants with  $0 < a \leq b < \frac{1}{2}$ . We let  $\Omega$  denote the class of all decreasing sequences of sets  $[0, 1] = E_0 \supset E_1 \supset E_2 \supset \dots$  satisfying the following conditions. The set  $E_k$  comprises  $2^k$  disjoint closed intervals  $I_{i_1, \dots, i_k}$  indexed by  $i_1, \dots, i_k$ , where  $i_j = 1$  or  $2$  ( $1 \leq j \leq k$ ); see figure 15.3. The interval  $I_{i_1, \dots, i_k}$  of  $E_k$  contains the two intervals  $I_{i_1, \dots, i_k, 1}$  and  $I_{i_1, \dots, i_k, 2}$  of  $E_{k+1}$ , with the left-hand ends of  $I_{i_1, \dots, i_k, 1}$  and  $I_{i_1, \dots, i_k, 2}$  coinciding. We write  $C_{i_1, \dots, i_k} = |I_{i_1, \dots, i_k}|/|I_{i_1, \dots, i_{k-1}}|$ , and suppose that  $a \leq C_{i_1, \dots, i_k} \leq b$  for all  $i_1, \dots, i_k$ . We thus define the random Cantor set  $F = \bigcap_{k=1}^\infty E_k$ .



**Figure 15.3** Construction of the random Cantor set analysed in Theorem 15.1. The length ratios  $|I_{i_1, \dots, i_k, 1}|/|I_{i_1, \dots, i_k}|$  have the same statistical distribution for each  $i_1, \dots, i_k$ , and similarly for  $|I_{i_1, \dots, i_k, 2}|/|I_{i_1, \dots, i_k}|$

We take  $\Omega$  to be our sample space, and assume that a probability measure  $\mathbf{P}$  is defined on a suitably large family  $\mathcal{F}$  of subsets of  $\Omega$ , such that the ratios  $C_{i_1, \dots, i_k}$  are random variables. We impose statistical self-similarity on the construction by requiring  $C_{i_1, \dots, i_k, 1}$  to have the same distribution as  $C_1 = |I_1|$ , and  $C_{i_1, \dots, i_k, 2}$  to have the same distribution as  $C_2 = |I_2|$  for every sequence  $i_1, \dots, i_k$ . We assume that the  $C_{i_1, \dots, i_k}$  are independent random variables, except that for each sequence  $i_1, \dots, i_k$  we do not require  $C_{i_1, \dots, i_k, 1}$  and  $C_{i_1, \dots, i_k, 2}$  to be independent. It may be shown that  $\dim_{\mathbf{H}} F$  is a random variable which may be expressed in terms of the  $C_{i_1, \dots, i_k}$ .

The following result is a random version of Theorem 9.3.

### Theorem 15.1

*With probability 1, the random Cantor set  $F$  described above has  $\dim_{\mathbf{H}} F = s$ , where  $s$  is the solution of the expectation equation*

$$\mathbf{E}(C_1^s + C_2^s) = 1. \quad (15.1)$$

*\*Proof.* It is easy to see that  $\mathbf{E}(C_1^s + C_2^s)$  is continuous and strictly decreasing in  $s$ , and thus that (15.1) has a unique solution.

By slight abuse of notation, we write  $I \in E_k$  to mean that the interval  $I$  is a  $k$ th level interval  $I_{i_1, \dots, i_k}$  of  $E_k$ . For such an interval  $I$  we write  $I_L$  and  $I_R$  for  $I_{i_1, \dots, i_k, 1}$  and  $I_{i_1, \dots, i_k, 2}$  respectively. We write  $\mathbf{E}(X|\mathcal{F}_k)$  for the conditional expectation of a random variable  $X$  given a knowledge of the  $C_{i_1, \dots, i_j}$  for all sequences  $i_1, \dots, i_j$  with  $j \leq k$ . (Intuitively, we imagine that  $E_0, \dots, E_k$  have been constructed, and we are analysing what happens thereafter.) Let  $I_{i_1, \dots, i_k}$  be an interval of  $E_k$ . Then for  $s > 0$

$$\begin{aligned} \mathbf{E}(|I_{i_1, \dots, i_k, 1}|^s + |I_{i_1, \dots, i_k, 2}|^s | \mathcal{F}_k) &= \mathbf{E}(C_{i_1, \dots, i_k, 1}^s + C_{i_1, \dots, i_k, 2}^s | I_{i_1, \dots, i_k})^s \\ &= \mathbf{E}(C_1^s + C_2^s | I_{i_1, \dots, i_k})^s \end{aligned}$$

by virtue of the identical distribution. Summing over all the intervals in  $E_k$ ,

$$\mathbf{E}\left(\sum_{I \in E_{k+1}} |I|^s \middle| \mathcal{F}_k\right) = \sum_{I \in E_k} |I|^s \mathbf{E}(C_1^s + C_2^s). \quad (15.2)$$

It follows that the unconditional expectation satisfies

$$\mathbf{E}\left(\sum_{I \in E_{k+1}} |I|^s\right) = \mathbf{E}\left(\sum_{I \in E_k} |I|^s\right) \mathbf{E}(C_1^s + C_2^s). \quad (15.3)$$

With  $s$  the solution of (15.1), equation (15.2) becomes

$$\mathbf{E}\left(\sum_{I \in E_{k+1}} |I|^s \middle| \mathcal{F}_k\right) = \sum_{I \in E_k} |I|^s. \quad (15.4)$$

Readers familiar with probability theory will recognize (15.4) as saying that the sequence of random variables

$$X_k = \sum_{I \in E_k} |I|^s \quad (15.5)$$

is a martingale with respect to  $\mathcal{F}_k$ . Moreover, a routine calculation, see Exercise 15.7, shows that it is an  $L^2$ -bounded martingale, that is there is a number  $c$  such that  $\mathbf{E}(X_k^2) \leq c$  for all  $k$ . The crucial fact for our purposes, which we ask other readers to take on trust, is that, in this situation,  $X_k$  converges with probability 1 as  $k \rightarrow \infty$  to a random variable  $X$  such that  $\mathbf{E}(X) = \mathbf{E}(X_0) = \mathbf{E}(1^s) = 1$ . In particular  $0 \leq X < \infty$  with probability 1, and  $X = 0$  with probability  $q < 1$ . But  $X = 0$  if and only if  $\sum_{I \in E_k \cap I_1} |I|^s$  and  $\sum_{I \in E_k \cap I_2} |I|^s$  both converge to 0 as  $k \rightarrow \infty$ , where  $I_1$  and  $I_2$  are the intervals of  $E_1$ , and this happens with probability  $q^2$ , by virtue of the self-similarity of the construction. Hence  $q = q^2$ , so  $q = 0$ , and we conclude that  $0 < X < \infty$  with probability 1. In particular, this implies that with probability 1 there are (random) numbers  $M_1, M_2$  such that

$$0 < M_1 \leq X_k = \sum_{I \in E_k} |I|^s \leq M_2 < \infty \quad (15.6)$$

for all  $k$ . We have  $|I| \leq 2^{-k}$  for all  $I \in E_k$ , so,  $\mathcal{H}_\delta^s(F) \leq \sum_{I \in E_k} |I|^s \leq M_2$  if  $k \geq -\log \delta / \log 2$ , giving  $\mathcal{H}^s(F) \leq M_2$ . Thus  $\dim_{\mathcal{H}} F \leq s$  with probability 1.

We use the potential theoretic method of Section 4.3 to derive the almost sure lower bound for  $\dim_{\mathcal{H}} F$ . To do this we introduce a random mass distribution  $\mu$  on the random set  $F$ . Let  $s$  satisfy (15.1). For  $I \in E_k$  let  $\mu(I)$  be the random variable

$$\mu(I) = \lim_{j \rightarrow \infty} \left\{ \sum |J|^s : J \in E_j \text{ and } J \subset I \right\}.$$

As with (15.5) this limit exists, and  $0 < \mu(I) < \infty$  with probability 1. Furthermore, if  $I \in E_k$ ,

$$\mathbf{E}(\mu(I) | \mathcal{F}_k) = |I|^s. \quad (15.7)$$

If  $I \in E_k$  then  $\mu(I) = \mu(I_L) + \mu(I_R)$  so  $\mu$  is additive on the  $k$ th level sets for all  $k$ , and so,  $\mu$  extends to a mass distribution with support contained in  $\bigcap_{k=0}^{\infty} E_k = F$ , see Proposition 1.7. (We ignore measure theoretic questions connected with the definition of  $\mu$ .)

We fix  $0 < t < s$  and estimate the expectation of the  $t$ -energy of  $\mu$ . If  $x, y \in F$ , there is a greatest integer  $k$  such that  $x$  and  $y$  belong to a common  $k$ th level interval; denote this interval by  $x \wedge y$ . If  $I$  is a  $k$ th level interval, its  $(k+1)$ th level subintervals  $I_L$  and  $I_R$  are separated by a gap of at least  $d|I|$ , where  $d = 1 - 2b$ . Thus

$$\begin{aligned} \iint_{x \wedge y = I} |x - y|^{-t} d\mu(x) d\mu(y) &= 2 \int_{x \in I_L} \int_{y \in I_R} |x - y|^{-t} d\mu(x) d\mu(y) \\ &\leq 2d^{-t} |I|^{-t} \mu(I_L) \mu(I_R). \end{aligned}$$

If  $I \in E_k$ ,

$$\begin{aligned}
 & \mathbf{E} \left( \iint_{x \wedge y = I} |x - y|^{-t} d\mu(x) d\mu(y) \middle| \mathcal{F}_{k+1} \right) \\
 & \leq 2d^{-t} |I|^{-t} \mathbf{E}(\mu(I_L) | \mathcal{F}_{k+1}) \mathbf{E}(\mu(I_R) | \mathcal{F}_{k+1}) \\
 & \leq 2d^{-t} |I|^{-t} |I_L|^s |I_R|^s \\
 & \leq 2d^{-t} |I|^{2s-t}
 \end{aligned}$$

using (15.7). Using a variation of (1.21) this gives an inequality for the unconditional expectation

$$\mathbf{E} \left( \iint_{x \wedge y = I} |x - y|^{-t} d\mu(x) d\mu(y) \right) \leq 2d^{-t} \mathbf{E}(|I|^{2s-t}).$$

Summing over  $I \in E_k$ ,

$$\mathbf{E} \left( \sum_{I \in E_k} \iint_{x \wedge y = I} |x - y|^{-t} d\mu(x) d\mu(y) \right) \leq 2d^{-t} \mathbf{E} \left( \sum_{I \in E_k} |I|^{2s-t} \right) = 2d^{-t} \lambda^k$$

where  $\lambda = \mathbf{E}(C_1^{2s-t} + C_2^{2s-t}) < 1$ , using (15.3) repeatedly. Then

$$\begin{aligned}
 \mathbf{E} \left( \int_F \int_F |x - y|^{-t} d\mu(x) d\mu(y) \right) &= \mathbf{E} \left( \sum_{k=0}^{\infty} \sum_{I \in E_k} \iint_{x \wedge y = I} |x - y|^{-t} d\mu(x) d\mu(y) \right) \\
 &\leq 2d^{-t} \sum_{k=0}^{\infty} \lambda^k < \infty,
 \end{aligned}$$

so that the  $t$ -energy of  $\mu$  is finite, with probability 1. As we have noted,  $0 < \mu(F) = \mu([0, 1]) < \infty$  with probability 1, so  $\dim_H F \geq t$  by Theorem 4.13(a).  $\square$

Note that the proof of Theorem 15.1 is typical of many random models, in that the key to both upper and lower estimates is the estimation of the moments  $\mathbf{E}(\sum_{I \in E_k} |I|^t)$  for certain  $t$ .

This theorem and proof generalize in many directions. Each interval in  $E_k$  might give rise to a random number of intervals of random lengths in  $E_{k+1}$ . Of course, the construction generalizes to  $\mathbb{R}^n$ , and the separation condition between different component intervals can be relaxed, provided some sort of ‘open set condition’ (see (9.11)) is satisfied. The following construction is a full random analogue of the sets discussed in Section 9.2.

Let  $V$  be an open subset of  $\mathbb{R}^n$  with closure  $\overline{V}$ , let  $m \geq 2$  be an integer, and let  $0 < b < 1$ . We take  $\Omega$  to be the class of all decreasing sequences  $\overline{V} = E_0 \supset$



$E_1 \supset E_2 \supset \dots$  of closed sets satisfying the following conditions. The set  $E_k$  is a union of the  $m^k$  closed sets  $\overline{V}_{i_1, \dots, i_k}$  where  $i_j = 1, \dots, m$  ( $1 \leq j \leq k$ ) and  $V_{i_1, \dots, i_k}$  is either similar to  $V$  or is the empty set.

We assume that, for each  $i_1, \dots, i_k$ , the set  $V_{i_1, \dots, i_k}$  contains  $V_{i_1, \dots, i_k, i}$  ( $1 \leq i \leq m$ ) and that these sets are disjoint; this is, essentially, equivalent to the open set condition. If  $V_{i_1, \dots, i_k}$  is non-empty, we write  $C_{i_1, \dots, i_k} = |V_{i_1, \dots, i_k}|/|V_{i_1, \dots, i_{k-1}}|$  for the similarity ratio between successive sets and we take  $C_{i_1, \dots, i_k} = 0$  if  $V_{i_1, \dots, i_k}$  is the empty set. We define the random self-similar set  $F = \bigcap_{k=0}^{\infty} E_k$ .

Let  $\mathbf{P}$  be a probability measure on a family of subsets of  $\Omega$  such that the  $C_{i_1, \dots, i_k}$  are random variables. Suppose that given  $C_{i_1, \dots, i_k} > 0$ , i.e. given that  $V_{i_1, \dots, i_k}$  is non-empty,  $C_{i_1, \dots, i_k, i}$  has identical distribution to  $C_i$  for each sequence  $i_1, \dots, i_k$  and for  $1 \leq i \leq m$ . We assume that the  $C_{i_1, \dots, i_k}$  are independent, except that, for each sequence  $i_1, \dots, i_k$ , the random variables  $C_{i_1, \dots, i_k, 1}, \dots, C_{i_1, \dots, i_k, m}$  need not be independent. This defines a self-similar probability distribution on the constructions in  $\Omega$ . We write  $N$  for the (random) number of the  $C_1, \dots, C_k$  that are positive; that is, the number of the sets  $V_1, \dots, V_k$  that are non-empty.

### Theorem 15.2

*The random set  $F$  described above has probability  $q$  of being empty, where  $t = q$  is the smallest non-negative solution to the polynomial equation*

$$f(t) \equiv \sum_{j=0}^m \mathbf{P}(N = j) t^j = t. \quad (15.8)$$

*With probability  $1 - q$  the set  $F$  has Hausdorff and box dimensions given by the solution  $s$  of*

$$\mathbf{E} \left( \sum_{j=0}^m C_i^s \right) = 1. \quad (15.9)$$

*\*Note on proof.* Basically, this is a combination of the probabilistic argument of Theorem 15.1 and the geometric argument of Theorem 9.3. Note that, if there is a positive probability that  $N = 0$ , then there is a positive probability that  $E_1 = \emptyset$  and therefore that  $F = \emptyset$ . This ‘extinction’ occurs if each of the basic sets in  $E_1$  becomes extinct. By the self-similarity of the process, the probability  $q_0$  of this happening is  $f(q_0)$ , so  $q_0 = f(q_0)$ . If  $q$  is the least non-negative solution of  $f(q) = q$ , then, using that  $f$  is increasing, an inductive argument shows that  $\mathbf{P}(E_k = \emptyset) = f(\mathbf{P}(E_{k-1} = \emptyset)) \leq f(q) = q$  for all  $k$ , so that  $q_0 \leq q$ . Thus  $q_0 = q$ .

Observe that  $F$  has probability 0 of being empty, i.e.  $q = 0$ , if and only if  $N \geq 1$  with probability 1. It is also not hard to show that  $F$  is empty with probability 1, i.e.  $q = 1$ , if and only if either  $\mathbf{E}(N) < 1$  or  $\mathbf{E}(N) = 1$  and  $\mathbf{P}(N = 1) < 1$ . (These extinction probabilities are closely related to the theory of branching processes.)  $\square$

**Example 15.3. Random von Koch curve**

Let  $C$  be a random variable with uniform distribution on the interval  $(0, \frac{1}{3})$ . Let  $E_0$  be a unit line segment in  $\mathbb{R}^2$ . We form  $E_1$  by removing a proportion  $C$  from the middle of  $E_0$  and replacing it by the other two sides of an equilateral triangle based on the removed interval. We repeat this for each of the four segments in  $E_1$  independently and continue in this way to get a limiting curve  $F$ . Then with probability 1,  $\dim_H F = \dim_B F = 1.144\dots$

*Calculation.* This is a special case of Theorem 15.2. The set  $V$  may be taken as the isosceles triangle based on  $E_0$  and of height  $\frac{1}{6}\sqrt{3}$ . At each stage, a segment of length  $L$  is replaced by four segments of lengths  $\frac{1}{2}(1-C)L$ ,  $CL$ ,  $CL$  and  $\frac{1}{2}(1-C)L$ , so we have  $m = 4$  and  $C_1 = C_4 = \frac{1}{2}(1-C)$  and  $C_2 = C_3 = C$ . Since  $C$  is uniformly distributed on  $(0, \frac{1}{3})$ , expression (15.9) becomes

$$1 = E \left( 2 \left( \frac{1}{2}(1-C) \right)^s + 2C^s \right) = \int_0^{1/3} 3 \times 2 \left[ \left( \frac{1}{2}(1-c) \right)^s + c^s \right] dc$$

or

$$s + 1 = 12 \times 2^{-(s+1)} - 6 \times 3^{-(s+1)}$$

giving the dimension stated.  $\square$

**15.2 Fractal percolation**

Random fractals can have complicated topological structure, for example they can be highly multiply connected. We consider topological aspects of a statistically self-similar construction known as ‘fractal percolation’. In particular, this exhibits a ‘phase transition’, where the topological structure changes dramatically when a continuously varying parameter increases through a critical value.

Let  $p$  be a number with  $0 < p < 1$ . We divide the unit square  $E_0$  into 9 squares of side  $\frac{1}{3}$  in the obvious way. We select a subset of these squares to form  $E_1$  in such a way that each square has independent probability  $p$  of being selected. Similarly, each square of  $E_1$  is divided into 9 squares of side  $\frac{1}{9}$ , and each of these has independent probability  $p$  of being chosen to be a square of  $E_2$ . We continue in this way, so that  $E_k$  is a random collection of  $k$ th level squares of side  $3^{-k}$ . This procedure, which depends on the parameter  $p$ , defines a random fractal  $F_p = \bigcap_{k=0}^{\infty} E_k$ ; see figures 15.4 and 15.5. (It is not difficult to describe this construction in precise probabilistic terms; for example, by taking the possible nested sequences of squares  $E_k$  as the sample space.)

**Proposition 15.4**

Given  $p$ , let  $t = q$  be the least positive solution of the equation

$$t = (pt + 1 - p)^9.$$

Then  $F_p$  is empty with probability  $q$ . If  $p \leq \frac{1}{9}$  then  $q = 1$ . If  $\frac{1}{9} < p < 1$  then  $0 < q < 1$  and, with probability  $1 - q$ ,  $\dim_H F_p = \dim_B F_p = \log 9p / \log 3$ .

*Proof.* Let  $N$  be the (random) number of squares in  $E_1$ . Then  $P(N = j) = \binom{9}{j} p^j (1 - p)^{9-j}$ , where  $\binom{n}{r} = \frac{n!}{r!(n-r)!}$  is the binomial coefficient, so the probability that  $F_p = \emptyset$  is, by (15.8), the smallest positive solution of


$$t = \sum_{j=0}^9 \binom{9}{j} p^j (1 - p)^{9-j} t^j = (pt + 1 - p)^9.$$

Each square of  $E_1$  has side  $\frac{1}{3}$ , so (15.9) becomes



$$1 = \mathbf{E} \left( \sum_{i=0}^N C_i^s \right) = \mathbf{E} \left( \sum_{j=0}^N 3^{-s} \right) = 3^{-s} \mathbf{E}(N) = 3^{-s} 9p$$

(each of the nine squares of side  $\frac{1}{3}$  is selected with probability  $p$ , so the expected number chosen is  $9p$ ). Thus by Theorem 15.2, the almost sure dimension of  $F_p$ , given it is non-empty, is  $\log 9p / \log 3$ .  $\square$

We now discuss briefly the qualitative way in which the random set  $F_p$  changes as  $p$  increases from 0 to 1. We have already noted that  $F_p$  is almost surely empty



**Figure 15.4** Steps in the construction of the random fractal discussed in Section 15.2 with  $p = 0.6$ . The fractal obtained is shown in figure 15.5(a)



**Figure 15.5** Random fractals realized by the percolation process discussed in Section 15.2 with (a)  $p = 0.6$  and (b)  $p = 0.8$

if  $0 < p \leq \frac{1}{9}$ . If  $\frac{1}{9} < p < \frac{1}{3}$  we have, with probability 1, that either  $F_p = \emptyset$  or  $\dim_H F_p = \log 9p / \log 3 < 1$ , so by Proposition 2.5  $F_p$  is totally disconnected. At the other extreme, if  $p$  is close to 1, it is plausible that such a high proportion of the squares are retained at each stage of the construction that  $F_p$  will connect the left and right sides of the square  $E_0$ ; when this happens we say that *percolation* occurs between the sides. We show that this is the case at least if  $p$  is very close to 1; the ridiculous bound 0.999 obtained can certainly be reduced considerably.

### Proposition 15.5

*Suppose that  $0.999 < p < 1$ . Then there is a positive probability (in fact bigger than 0.9999) that the random fractal  $F_p$  joins the left and right sides of  $E_0$ .*

*\*Proof.* The proof depends on the observation that if  $I_1$  and  $I_2$  are abutting squares in  $E_k$  and both  $I_1$  and  $I_2$  contain either 8 or 9 subsquares of  $E_{k+1}$ , then there is a subsquare in  $I_1$  and one in  $I_2$  that abut, so that the squares of  $E_{k+1}$  in  $I_1$  and  $I_2$  form a connected unit.

We say that a square of  $E_k$  is *full* if it contains either 8 or 9 squares of  $E_{k+1}$ . We say that a square of  $E_k$  is *2-full* if it contains 8 or 9 full squares of  $E_{k+1}$ , and, inductively, that a square of  $E_k$  is *m-full* if it contains either 8 or 9 squares of  $E_{k+1}$  that are  $(m-1)$ -full. By the above remark, if  $E_0$  is *m-full*, then opposite sides of  $E_0$  are joined by a sequence of abutting squares of  $E_m$ .

The square  $E_0$  is *m-full* ( $m \geq 1$ ) if either

- (a)  $E_1$  contains 9 squares all of which are  $(m-1)$ -full, or
- (b)  $E_1$  contains 9 squares of which 8 are  $(m-1)$ -full, or
- (c)  $E_1$  contains 8 squares all of which are  $(m-1)$ -full.

Thus, if  $p_m$  is the probability that  $E_0$  is *m-full*, we get, summing the probabilities of these three alternatives using (1.16), and using the self-similarity of the process,

$$\begin{aligned} p_m &= p^9 p_{m-1}^9 + p^9 9 p_{m-1}^8 (1 - p_{m-1}) + 9 p^8 (1 - p) p_{m-1}^8 \\ &= 9 p^8 p_{m-1}^8 - 8 p^9 p_{m-1}^9 \end{aligned} \quad (15.10)$$

if  $m \geq 2$ . Furthermore,  $p_1 = p^9 + 9 p^8 (1 - p) = 9 p^8 - 8 p^9$ , so we have a discrete dynamical system defined by  $p_m = f(p_{m-1})$  for  $m \geq 1$ , where  $p_0 = 1$  and

$$f(t) = 9 p^8 t^8 - 8 p^9 t^9. \quad (15.11)$$

Suppose that  $p = 0.999$ . Then (15.11) becomes

$$f(t) = 8.928\,2515 t^8 - 7.928\,2874 t^9$$

and a little calculation shows that  $t_0 = 0.999\,9613$  is a fixed point of  $f$  which is stable in the sense that  $0 < f(t) - t_0 \leq \frac{1}{2}(t - t_0)$  if  $t_0 < t \leq 1$ . It follows that  $p_m$  is decreasing and converges to  $t_0$  as  $m \rightarrow \infty$ , so there is a probability  $t_0 > 0$  that  $E_0$  is  $m$ -full for all  $m$ . When this happens, opposite sides of  $E_0$  are joined by a sequence of squares in  $E_m$  for each  $m$ , so the intersection  $F = \bigcap_{k=0}^{\infty} E_k$  joins opposite sides of  $E_0$ . Thus, there is a positive probability of percolation occurring if  $p = 0.999$ , and consequently for larger values of  $p$ .  $\square$

We have seen that if  $0 < p < \frac{1}{3}$  then, with probability 1,  $F_p$  is empty or totally disconnected. On the other hand, if  $p > 0.999$  then there is a high probability of percolation. The next theorem states that one or other of these situations pertains for each value of  $p$ .

### Theorem 15.6

*There is a critical number  $p_c$  with  $0.333 < p_c < 0.999$  such that if  $0 < p < p_c$  then  $F_p$  is totally disconnected with probability 1, but if  $p_c < p < 1$  then there is positive probability that  $F_p$  connects the left and right sides of  $E_0$ .*

*Idea of proof.* Suppose  $p$  is such that there is a positive probability of  $F_p$  not being totally disconnected. Then there is positive probability of some two distinct points of  $F$  being joined by a path in  $F$ . This implies that there is a positive probability of the path passing through opposite sides of one of the squares in  $E_k$  for some  $k$ ; by virtue of the statistical self-similarity of the construction, there is a positive probability of a path crossing  $E_0$  from left to right. Clearly, if  $F_p$  has probability 1 of being totally disconnected, the same is true of  $F_{p'}$  if  $p' < p$ . Thus the critical probability  $p_c$  is the supremum of those  $p$  such that  $F_p$  is totally disconnected, and has the properties stated.  $\square$

Experiment suggests that  $0.7 < p_c < 0.8$ .

The change in form of  $F_p$  as  $p$  increases through  $p_c$  is even more dramatic than Theorem 15.6 suggests. Let  $F'_p$  be a random set obtained by tiling the plane with independent random copies of  $F_p$ . If  $p < p_c$  then, almost surely,  $F'_p$  is totally disconnected. However, if  $p \geq p_c$  then, with probability 1,  $F'_p$  has a single unbounded connected component. Thus as  $p$  increases through  $p_c$  there is a 'phase transition' as the isolated points of  $F'_p$  suddenly coalesce to form what is basically a single unit. The idea underlying the proof of this is that, if  $p > p_c$ , then given that parts of  $F'_p$  lie in two disjoint discs of unit radius, there is a positive probability of them being joined by a path in  $F'_p$ . There are infinitely many such discs in an unbounded component of  $F'_p$ , so if  $F'_p$  had two unbounded components, there would be probability 1 of them being joined.

## 15.3 Notes and references

Various versions of the random fractal constructions of the type discussed in Section 15.1 are presented in Mandelbrot (1974, 1982), Kahane (1974),

Peyrière (1974), Falconer (1986b), Mauldin and Williams (1986a), Graf (1987), Graf, Mauldin and Williams (1988), Olsen (1994) and Hutchinson and Rüschendorf (2000).

An interesting construction for fractals by random deletion was introduced by Mandelbrot (1972); see also Kahane (1985), Zähle (1984) and Falconer (1997). For other applications of probability to fractals, see Stoyan and Stoyan (1994) and Falconer (1997).

The fractal percolation model was suggested by Mandelbrot (1974). Chayes, Chayes and Durrett (1988) analysed the phase transition in detail, and Dekking and Meester (1990) highlighted other phase transitions of the model. Chayes (1995) gives a clear survey on fractal percolation and its generalizations.

Much has been written on ‘discrete’ percolation, where points are selected at random from a large square mesh (see Kesten (1982) and Grimmett (1999)), and there are many relationships between this and the fractal case.

## Exercises

- 15.1 Find the almost sure Hausdorff dimension of the random Cantor set constructed by removing the middle third of each interval with probability  $\frac{1}{2}$  and the middle two-thirds of the interval with probability  $\frac{1}{2}$  at each step of the construction.
- 15.2 Consider the following random version of the von Koch construction. We start with a unit segment. With probability  $\frac{1}{2}$  we replace the middle third of the segment by the other two sides of the (upwards pointing) equilateral triangle, and with probability  $\frac{1}{2}$  we remove the middle third altogether. We repeat this procedure with the segments that remain, in the usual way. Show that, with probability 1, this random fractal has Hausdorff dimension 1.
- 15.3 Show that the random von Koch curve depicted in figure 15.1 *always* has Hausdorff dimension  $s = \log 4 / \log 3$  and, indeed, is an  $s$ -set. (This is not typical of random constructions.)
- 15.4 Let  $0 < p < 1$ . We may randomize the construction of the Sierpiński gasket (figure 0.3) by selecting each of the three equilateral subtriangles independently with probability  $p$  at each step. (Thus we have a percolation process based on the Sierpiński gasket.) Show that if  $p \leq \frac{2}{3}$  then the limiting set  $F$  is empty with probability 1, but if  $\frac{2}{3} < p < 1$  then there is a positive probability that  $F$  is non-empty. Find an expression for this probability, and show that, given  $F$  is non-empty,  $\dim_H F = \log 3p / \log 2$  with probability 1.
- 15.5 For the random Sierpiński gasket described in Exercise 15.4 show that  $F$  is totally disconnected with probability 1 for every  $p < 1$ . (We regard two triangles as being joined if they touch at a vertex.)
- 15.6 Consider the random Cantor set analysed in Theorem 15.1. With  $\mathcal{H}_\infty^s(F)$  denoting the infimum of the sums in (2.1) over arbitrary coverings of  $F$ , show that

$$\mathcal{H}_\infty^s(F) = \min\{1, \mathcal{H}_\infty^s(F \cap I_1) + \mathcal{H}_\infty^s(F \cap I_2)\}$$

where  $s$  is the solution of (15.1). Use statistical self-similarity to deduce that, unless  $\mathbf{P}(C_1^s + C_2^s = 1) = 1$ , then, almost surely,  $\mathcal{H}_\infty^s(F) = 0$ , and thus  $\mathcal{H}^s(F) = 0$ .

- 15.7 Show that the martingale  $X_k$  given by (15.5) is  $L^2$ -bounded, that is  $\mathbf{E}(X_k^2) \leq m$  for all  $k$ , for some number  $m$ . (Hint: Show that  $\mathbf{E}(X_{k+1}^2 | \mathcal{F}_k) \leq X_k^2 + a\gamma^k$  where  $\gamma = \mathbf{E}(C_1^{2s} + C_2^{2s}) < 1$  and  $a$  is a constant, and then take unconditional expectations.)
- 15.8 Consider the fractal percolation model  $F$  constructed with selection probability  $p$ , where  $p_c < p < 1$ . Show that with probability 1, either  $F = \emptyset$  or  $F$  contains infinitely many non-trivial connected components. (Here non-trivial means containing at least two distinct points.)



# Chapter 16 Brownian motion and Brownian surfaces

In 1827 the botanist R. Brown noticed that minute particles suspended in a liquid moved on highly irregular trails. This, and a similar phenomenon for smoke particles in air, was explained ultimately as resulting from molecular bombardment of the particles. Einstein published a mathematical study of this motion, which eventually led to Perrin's Nobel Prize-winning calculation of Avogadro's number.

In 1923 Wiener proposed a rigorous mathematical model that exhibited random behaviour similar to that observed in Brownian motion. The paths described by this 'Wiener process' in 3-dimensional space are so irregular as to have Hausdorff dimension equal to 2. This is a good example of a natural phenomenon with a fractal appearance that can be explained by a simple mathematical model.

A trail may be described by a function  $f : \mathbb{R} \rightarrow \mathbb{R}^n$  where  $f(t)$  is the position of a particle at time  $t$ . We can study  $f$  from two differing viewpoints. Either we can think of the *trail* or *image*  $f([t_1, t_2]) = \{f(t) : t_1 \leq t \leq t_2\}$  as a subset of  $\mathbb{R}^n$  with  $t$  regarded merely as a parameter, or we can consider the *graph* of  $f$ ,  $\text{graph } f = \{(t, f(t)) : t_1 \leq t \leq t_2\} \subset \mathbb{R}^{n+1}$ , as a record of the variation of  $f$  with time. Brownian trails and their graphs are, in general, fractals.

In this chapter, our aim is to define a probability measure on a space of functions, such that the trails likely to occur resemble observed Brownian motion. We begin by investigating the fractal form of classical Brownian motion, and then we examine some variants that have been used to model a wide variety of phenomena, including polymer chains, stock market prices and topographical surfaces.

## 16.1 Brownian motion

We first define Brownian motion in one dimension, and then extend the definition to the higher-dimensional cases.

To motivate the definition, let us consider a particle performing a random walk on the real line. Suppose at small time intervals  $\tau$  the particle jumps a small distance  $\delta$ , randomly to the left or to the right. (This might be a reasonable description of a particle undergoing random molecular bombardment in one dimension.)

Let  $X_\tau(t)$  denote the position of the particle at time  $t$ . Then, given the position  $X_\tau(k\tau)$  at time  $k\tau$ , the position  $X_\tau((k+1)\tau)$  at time  $(k+1)\tau$  is equally likely to be  $X_\tau(k\tau) + \delta$  or  $X_\tau(k\tau) - \delta$ . Assuming that the particle starts at the origin at time 0, then for  $t > 0$ , the position at time  $t$  is described by the random variable

$$X_\tau(t) = \delta(Y_1 + \cdots + Y_{\lfloor t/\tau \rfloor})$$

where  $Y_1, Y_2, \dots$  are independent random variables, each having probability  $\frac{1}{2}$  of equalling 1 and probability  $\frac{1}{2}$  of equalling  $-1$ . Here  $\lfloor t/\tau \rfloor$  denotes the largest integer less than or equal to  $t/\tau$ . We normalize the step length by setting  $\delta = \sqrt{\tau}$  so that

$$X_\tau(t) = \sqrt{\tau}(Y_1 + \cdots + Y_{\lfloor t/\tau \rfloor}). \quad (16.1)$$

The central limit theorem (see (1.26)) tells us that, for fixed  $t$ , if  $\tau$  is small then the distribution of the random variable  $X_\tau(t)$  is approximately normal with mean 0 and variance  $\tau \lfloor t/\tau \rfloor \simeq t$ , since the  $Y_i$  have mean 0 and variance 1. In the same way, if  $t$  and  $h$  are fixed, and  $\tau$  is sufficiently small, then  $X_\tau(t+h) - X_\tau(t)$  is approximately normal with mean 0 and variance  $h$ . We also note that, if  $0 \leq t_1 \leq t_2 \leq \cdots \leq t_{2m}$ , then the increments  $X_\tau(t_2) - X_\tau(t_1)$ ,  $X_\tau(t_4) - X_\tau(t_3)$ ,  $\dots$ ,  $X_\tau(t_{2m}) - X_\tau(t_{2m-1})$  are independent random variables. We define Brownian motion with the limit of the random walk  $X_\tau(t)$  as  $\tau \rightarrow 0$  in mind.

Let  $(\Omega, \mathcal{F}, \mathbf{P})$  be a probability space. For our purposes we call  $X$  a *random process* or *random function* from  $[0, \infty)$  to  $\mathbb{R}$  if  $X(t)$  is a random variable for each  $t$  with  $0 \leq t < \infty$ . Sometimes, we consider random functions on a finite interval  $[t_1, t_2]$  instead, in which case the development is similar. (In the formal definition of a random process there is an additional ‘measurability’ condition, which need not concern us here.) Of course, we think of  $X$  as defining a *sample function*  $t \mapsto X(\omega, t)$  for each point  $\omega$  in the sample space  $\Omega$ . Thus we think of the points of  $\Omega$  as parametrizing the functions  $X : [0, \infty) \rightarrow \mathbb{R}$ , and we think of  $\mathbf{P}$  as a probability measure on this class of functions.

We define *Brownian motion* or the *Wiener process* to be a random process  $X$  such that:

- (BM) (i) with probability 1,  $X(0) = 0$  (i.e. the process starts at the origin) and  $X(t)$  is a continuous function of  $t$ ;  
(ii) for all  $t \geq 0$  and  $h > 0$  the increment  $X(t+h) - X(t)$  is normally distributed with mean 0 and variance  $h$ , thus

$$\mathbf{P}(X(t+h) - X(t) \leq x) = (2\pi h)^{-1/2} \int_{-\infty}^x \exp\left(\frac{-u^2}{2h}\right) du; \quad (16.2)$$

- (iii) if  $0 \leq t_1 \leq t_2 \leq \cdots \leq t_{2m}$ , the increments  $X(t_2) - X(t_1)$ ,  $X(t_4) - X(t_3)$ ,  $\dots$ ,  $X(t_{2m}) - X(t_{2m-1})$  are independent.

Note that it is immediate from (i) and (ii) that  $X(t)$  is itself normally distributed with mean 0 and variance  $t$  for each  $t$ . Observe that the increments of  $X$  are *stationary*; that is,  $X(t+h) - X(t)$  has distribution independent of  $t$ .

The first question that arises is whether there actually is a random function satisfying the conditions (BM). It is quite hard to show that Brownian motion does exist, and we do not do so here. The proof uses the special properties of the normal distribution. For example, given that  $X(t_2) - X(t_1)$  and  $X(t_3) - X(t_2)$  are independent and normal with means 0 and variances  $t_2 - t_1$  and  $t_3 - t_2$  respectively, the sum  $X(t_3) - X(t_1)$  is necessarily normal with mean 0 and variance  $t_3 - t_1$ ; see (1.24) *et seq.* This is essential for the definition (BM) to be self-consistent. It should at least seem plausible that a continuous process  $X(t)$  satisfying (BM) exists, if only as a limit of the random walks  $X_\tau(t)$  as  $\tau \rightarrow 0$ .

Instead of proving existence, we mention three methods of simulating Brownian sample functions, for example with a computer. Each method can, in fact, be used as a basis for existence proofs. The first method uses the random walk approximation (16.1). Values of 1 or  $-1$  are assigned by ‘coin tossing’ to  $Y_i$  for  $1 \leq i \leq m$ , where  $m$  is large, and  $X_\tau(t)$  is plotted accordingly. If  $\tau$  is small compared with  $t$ , then this gives an accurate approximation to a Brownian sample function.

The ‘random midpoint displacement’ method may be used to obtain a sample function  $X : [0, 1] \rightarrow \mathbb{R}$ . We define the values of  $X(k2^{-j})$  where  $0 \leq k \leq 2^j$  by induction on  $j$ . We set  $X(0) = 0$  and choose  $X(1)$  at random from a normal distribution with mean 0 and variance 1. Next we select  $X(\frac{1}{2})$  from a normal distribution with mean  $\frac{1}{2}(X(0) + X(1))$  and variance  $\frac{1}{2}$ . At the next step  $X(\frac{1}{4})$  and  $X(\frac{3}{4})$  are chosen, and so on. At the  $j$ th stage the values  $X(k2^{-j})$  for odd  $k$  are chosen independently from a normal distribution with mean  $\frac{1}{2}(X((k-1)2^{-j}) + X((k+1)2^{-j}))$  and variance  $2^{-j}$ . This procedure determines  $X(t)$  at all binary points  $t = k2^{-j}$ . Assuming that  $X$  is continuous, then  $X$  is completely determined. It may be shown, using properties of normal distributions, that the functions thus generated have the distribution given by (BM).

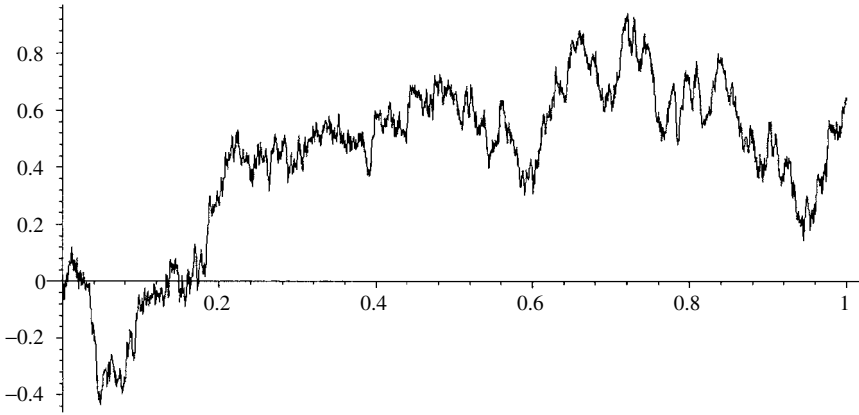
Brownian motion on  $[0, \pi]$  has a Fourier series representation

$$X(t) = \frac{1}{\sqrt{\pi}} C_0 t + \sqrt{\frac{2}{\pi}} \sum_{k=1}^{\infty} C_k \frac{\sin kt}{k}$$

where the  $C_k$  have independent normal distributions of mean 0 and variance 1. Choosing the  $C_k$  at random and curtailing the series gives an approximation to a sample function. The graph of a Brownian sample function is in figure 16.1.

It is easy to extend the definition of Brownian motion from  $\mathbb{R}$  to  $\mathbb{R}^n$ : we just define Brownian motion on  $\mathbb{R}^n$  so that the coordinate components are independent 1-dimensional Brownian motions. Thus  $X : [0, \infty) \rightarrow \mathbb{R}^n$  given by  $X(t) = (X_1(t), \dots, X_n(t))$  is an *n-dimensional Brownian motion* on some probability space if the random process  $X_i(t)$  is a 1-dimensional Brownian motion for each  $i$ , and  $X_1(t_1), \dots, X_n(t_n)$  are independent for all sets of times  $t_1, \dots, t_n$ . A sample trail of Brownian motion in  $\mathbb{R}^2$  is shown in figure 16.2.

By definition, the projection of  $X(t)$  onto each of the coordinate axes is a 1-dimensional Brownian motion. However, the coordinate axes are not special




**Figure 16.1** Graph of a realization of Brownian motion

in this respect:  $n$ -dimensional Brownian motion is *isotropic*; that is, it has the same characteristics in every direction. To see this, consider, for convenience, the case of 2-dimensional Brownian motion  $X(t) = (X_1(t), X_2(t))$ . The projection of  $X(t)$  onto the line  $L_\theta$  at angle  $\theta$  through the origin is  $X_1(t) \cos \theta + X_2(t) \sin \theta$ . For  $t \geq 0$  and  $h > 0$  the random variables  $X_1(t+h) - X_1(t)$  and  $X_2(t+h) - X_2(t)$  are independent and normally distributed with means 0 and variances  $h$ . Thus the increments of the projection onto  $L_\theta$ , given by

$$(X_1(t+h) - X_1(t)) \cos \theta + (X_2(t+h) - X_2(t)) \sin \theta,$$

are normally distributed with mean 0 and variance  $h \cos^2 \theta + h \sin^2 \theta = h$ ; see (1.24) *et seq.* In a similar way, the increments of the projection are independent, so the projection of  $X(t)$  onto  $L_\theta$  is 1-dimensional Brownian motion, for all angles  $\theta$ .



**Figure 16.2** A simulation of a Brownian trail in  $\mathbb{R}^2$

If  $\gamma > 0$ , replacing  $h$  by  $\gamma h$  and  $x$  by  $\gamma^{1/2}x$  does not alter the value of the right-hand side of (16.2) (by substituting  $u_1 = u\gamma^{-1/2}$  in the integral). Thus

$$\mathbf{P}(X_i(t+h) - X_i(t) \leq x_i) = \mathbf{P}(X_i(\gamma t + \gamma h) - X_i(\gamma t) \leq \gamma^{1/2}x_i)$$

for all  $x_i$ . It follows that  $X(t)$  and  $\gamma^{-1/2}X(\gamma t)$  have the same distribution. Thus changing the temporal scale by a factor  $\gamma$  and the spatial scale by a factor  $\gamma^{1/2}$  gives a process indistinguishable from the original so we term Brownian motion  $X(t)$  and its graph *statistically self-affine*. But we call Brownian trails *statistically self-similar*, in that the spatial distribution of the trails  $\{X(t) : 0 \leq t \leq T\}$  and  $\{X(t) : 0 \leq t \leq \gamma T\}$  are indistinguishable except for a scale factor of  $\gamma^{1/2}$ .

Suppose that  $X(t) = (X_1(t), \dots, X_n(t))$  is  $n$ -dimensional Brownian motion. Since  $X_i(t+h) - X_i(t)$  has independent normal distribution for each  $i$ , it follows from (16.2) that if  $[a_i, b_i]$  are intervals, then

$$\mathbf{P}(X_i(t+h) - X_i(t) \in [a_i, b_i]) = (2\pi h)^{-1/2} \int_{a_i}^{b_i} \exp\left(-\frac{x_i^2}{2h}\right) dx_i.$$

Hence if  $E$  is the coordinate parallelepiped  $[a_1, b_1] \times \dots \times [a_n, b_n]$

$$\begin{aligned} \mathbf{P}(X(t+h) - X(t) \in E) &= \prod_{i=1}^n \left[ (2\pi h)^{-1/2} \int_{a_i}^{b_i} \exp\left(-\frac{x_i^2}{2h}\right) dx_i \right] \\ &= (2\pi h)^{-n/2} \int_E \exp\left(-\frac{|x|^2}{2h}\right) dx \end{aligned} \quad (16.3)$$

where  $x = (x_1, \dots, x_n)$ . By approximating sets by unions of such parallelepipeds, it follows that (16.3) holds for any Borel set  $E$ . Thus, taking  $E$  as the ball  $B(0, \rho)$ , and converting into polar coordinates,

$$\mathbf{P}(|X(t+h) - X(t)| \leq \rho) = ch^{-n/2} \int_{r=0}^{\rho} r^{n-1} \exp\left(-\frac{r^2}{2h}\right) dr \quad (16.4)$$

where  $c = 2\pi^{-n/2}a_n$  with  $a_n$  the  $(n-1)$ -dimensional area of the surface of  $B(0, 1)$ .

A fundamental property of a Brownian motion is that, with probability 1, the sample functions satisfy a Hölder condition of exponent  $\lambda$  for each  $\lambda < \frac{1}{2}$ .

### Proposition 16.1

Suppose  $0 < \lambda < \frac{1}{2}$ . With probability 1 the Brownian sample function  $X : [0, 1] \rightarrow \mathbb{R}^n$  satisfies

$$|X(t+h) - X(t)| \leq b|h|^\lambda \quad (|h| < H_0) \quad (16.5)$$

for some  $H_0 > 0$ , where  $b$  depends only on  $\lambda$ .

*Proof.* For  $h > 0$  we have, by (16.4),

$$\begin{aligned}
 P(|X(t+h) - X(t)| > h^\lambda) &= ch^{-n/2} \int_{h^\lambda}^{\infty} r^{n-1} \exp\left(\frac{-r^2}{2h}\right) dr \\
 &= c \int_{h^{\lambda-1/2}}^{\infty} u^{n-1} \exp\left(\frac{-u^2}{2}\right) du \\
 &\leq c_1 \int_{h^{\lambda-1/2}}^{\infty} \exp(-u) du \\
 &= c_1 \exp(-h^{\lambda-1/2}) \\
 &\leq c_2 h^{-2}
 \end{aligned} \tag{16.6}$$

after a substitution  $u = rh^{-1/2}$  and some sweeping estimates, where  $c_1$  and  $c_2$  do not depend on  $h$  or  $t$ . Taking  $[t, t+h]$  as the binary intervals  $[(m-1)2^{-j}, m2^{-j}]$  we have

$$\begin{aligned}
 P(|X((m-1)2^{-j}) - X(m2^{-j})| > 2^{-j\lambda} \text{ for some } j \geq k \text{ and } 1 \leq m \leq 2^j) \\
 \leq c_2 \sum_{j=k}^{\infty} 2^j 2^{-2j} \\
 = c_2 2^{-k+1}.
 \end{aligned}$$

Thus with probability 1 there is an integer  $K$  such that

$$|X((m-1)2^{-j}) - X(m2^{-j})| \leq 2^{-j\lambda} \tag{16.7}$$

for all  $j > K$  and  $1 \leq m \leq 2^j$ . If  $h < H_0 = 2^{-K}$  the interval  $[t, t+h]$  may, except possibly for the endpoints, be expressed as a countable union of contiguous binary intervals of the form  $[(m-1)2^{-j}, m2^{-j}]$  with  $2^{-j} \leq h$  and with no more than two intervals of any one length. (Take all the binary intervals in  $[t, t+h]$  not contained in any other such intervals.) Then, using the continuity of  $X$ , if  $k$  is the least integer with  $2^{-k} \leq h$ ,

$$|X(t) - X(t+h)| \leq 2 \sum_{j=k}^{\infty} 2^{-j\lambda} = \frac{2^{-k\lambda} 2}{(1 - 2^{-\lambda})} \leq \frac{2h^\lambda}{(1 - 2^{-\lambda})}. \quad \square$$

## Theorem 16.2

With probability 1, a Brownian trail in  $\mathbb{R}^n$  ( $n \geq 2$ ) has Hausdorff dimension and box dimension equal to 2.

*Proof.* For every  $\lambda < \frac{1}{2}$ ,  $X : [0, 1] \rightarrow \mathbb{R}^n$  satisfies a Hölder condition (16.5) with probability 1, so by Proposition 2.3,  $\dim_H X([0, 1]) \leq (1/\lambda) \dim_H [0, 1] < 1/\lambda$ ,

with a similar inequality for box dimensions. Thus, almost surely, Brownian trails have dimension at most 2.

For the lower bound we use the potential theoretic method. Take  $1 < s < 2$ . For given  $t$  and  $h$  let  $p(\rho)$  denote the expression in (16.4). Taking the expectation, it follows that

$$\begin{aligned} \mathbf{E}(|X(t+h) - X(t)|^{-s}) &= \int_0^\infty r^{-s} dp(r) \\ &= ch^{-n/2} \int_0^\infty r^{-s+n-1} \exp\left(\frac{-r^2}{2h}\right) dr \\ &= \frac{1}{2} ch^{-s/2} \int_0^\infty w^{(n-s-2)/2} \exp\left(\frac{-w}{2}\right) dw \\ &= c_1 h^{-s/2} \end{aligned} \quad (16.8)$$

after substituting  $w = r^2/h$ , where  $c_1$  is independent of  $h$  and  $t$ . Then

$$\begin{aligned} \mathbf{E}\left(\int_0^1 \int_0^1 |X(t) - X(u)|^{-s} dt du\right) &= \int_0^1 \int_0^1 \mathbf{E}(|X(t) - X(u)|^{-s}) dt du \\ &= \int_0^1 \int_0^1 c_1 |t - u|^{-s/2} dt du \\ &< \infty \end{aligned} \quad (16.9)$$

since  $s < 2$ . There is a natural way of defining a mass distribution  $\mu_f$  on a trail  $f$ , with the mass of a set equal to the time the trail spends in the set, i.e.  $\mu_f(A) = \mathcal{L}\{t : 0 \leq t \leq 1 \text{ and } f(t) \in A\}$  where  $\mathcal{L}$  is Lebesgue measure. Then  $\int g(x) d\mu_f(x) = \int_0^1 g(f(t)) dt$  for any function  $g$ , so (16.9) becomes

$$\mathbf{E}\left(\iint |x - y|^{-s} d\mu_X(x) d\mu_X(y)\right) < \infty.$$

Hence if  $s < 2$  then  $\iint |x - y|^{-s} d\mu_X(x) d\mu_X(y) < \infty$  with probability 1, where  $\mu_X$  is a mass distribution on  $X(t)$ , so  $\dim_H X([0, 1]) \geq s$  by Theorem 4.13(a).

□

In fact, with probability 1, Brownian trails in  $\mathbb{R}^n$  ( $n \geq 2$ ) have 2-dimensional Hausdorff measure 0. More delicate arguments involving the finer definitions of dimension given in Section 2.5 show that, with probability 1, the trails  $X([0, 1])$  have positive finite measure with respect to the function  $h(t) = t^2 \log(1/t) \log \log \log(1/t)$ , if  $n = 2$ , and with respect to  $h(t) = t^2 \log \log(1/t)$ , if  $n \geq 3$ . In this sense, Brownian trails have a dimension that is ‘logarithmically smaller’ than 2.

An obvious qualitative question about Brownian trails is whether they are simple curves, or whether they are self-intersecting. Given a function  $f$ , we

say that  $x$  is a point of *multiplicity*  $k$  if  $f(t) = x$  for  $k$  distinct values of  $t$ . Dimensional methods may be used to determine whether Brownian functions have multiple points.

### Theorem 16.3

*With probability 1, a Brownian sample function  $X : [0, \infty) \rightarrow \mathbb{R}^n$  has multiple points as follows:*

*$n = 2$ : there are points of multiplicity  $k$  for every positive integer  $k$ ;*

*$n = 3$ : there are double points but no triple points;*

*$n \geq 4$ : there are no multiple points.*

*Idea of proof.* One approach is to use the intersection theorems of Chapter 8. For the case  $n = 3$ , suppose that  $\dim_H(X([0, 1]) \cap X([2, 3])) < 1$  with probability 1. Using isotropy and scaling of Brownian motion it is not difficult to see that this implies that  $\dim_H(X([0, 1]) \cap \sigma(X([2, 3]))) < 1$  with probability 1 for any similarity transformation  $\sigma$ . It follows that, with probability 1,  $\dim_H(X([0, 1]) \cap \sigma(X([2, 3]))) < 1$  for almost all similarities  $\sigma$ . Since, by Theorem 16.2,  $\dim_H X([0, 1]) = \dim_B X([0, 1]) = 2$  with probability 1, this contradicts Theorem 8.2(a), and we conclude that  $\dim_H(X([0, 1]) \cap X([2, 3])) = 1$  with positive probability  $p$ , say. Using the statistical self-similarity of  $X(t)$  it follows that  $\dim_H(X([t, t + \delta]) \cap X([t + 2\delta, t + 3\delta])) = 1$  with probability  $p$  for every  $t$  and  $\delta$ , so, since the increments are independent, the set of double points has Hausdorff dimension 1 with probability 1.

Similar techniques may be used to prove the other results.  $\square$

The derivation of the almost sure dimension of Brownian graphs is similar to that for Brownian trails.

### Theorem 16.4

*With probability 1, the graph of a Brownian sample function  $X : [0, 1] \rightarrow \mathbb{R}$  has Hausdorff and box dimension  $1\frac{1}{2}$ .*

*Proof.* From the Hölder condition (16.5) and Corollary 11.2(a) it is clear that, with probability 1, graph  $X$  has Hausdorff dimension and upper box dimension at most  $2 - \lambda$  for every  $\lambda < \frac{1}{2}$ , so has dimensions at most  $1\frac{1}{2}$ . For the lower estimate, as in the proof of Theorem 16.2,

$$\begin{aligned} E(|X(t+h) - X(t)|^2 + h^2)^{-s/2} &= \int_0^\infty (r^2 + h^2)^{-s/2} dp(r) \\ &= ch^{-1/2} \int_0^\infty (r^2 + h^2)^{-s/2} \exp\left(\frac{-r^2}{2h}\right) dr \\ &= \frac{1}{2}c \int_0^\infty (wh + h^2)^{-s/2} w^{-1/2} \exp\left(\frac{-w}{2}\right) dw \end{aligned}$$



$$\begin{aligned}
&\leq \frac{1}{2}c \int_0^h (h^2)^{-s/2} w^{-1/2} dw \\
&\quad + \frac{1}{2}c \int_h^\infty (wh)^{-s/2} w^{-1/2} dw \\
&\leq c_1 h^{1/2-s}
\end{aligned}$$

on splitting the range of integration and estimating the integral in two ways. We may lift Lebesgue measure from the  $t$ -axis to get a mass distribution  $\mu_f$  on the graph of a function  $f$  given by  $\mu_f(A) = \mathcal{L}\{t : 0 \leq t \leq 1 \text{ and } (t, f(t)) \in A\}$ . Using Pythagoras' Theorem,

$$\begin{aligned}
&\mathbb{E} \left( \iint |x - y|^{-s} d\mu_X(x) d\mu_X(y) \right) \\
&= \int_0^1 \int_0^1 \mathbb{E}(|X(t) - X(u)|^2 + |t - u|^2)^{-s/2} dt du \\
&\leq \int_0^1 \int_0^1 c_1 |t - u|^{1/2-s} dt du \\
&< \infty
\end{aligned}$$

if  $s < 1\frac{1}{2}$ . With probability 1, the mass distribution  $\mu_X$  on graph  $X$  is positive and finite and has finite  $s$ -energy, so Theorem 4.13(a) gives  $\dim_H \text{graph } X \geq 1\frac{1}{2}$ .  $\square$

Since, with probability 1, the graph of  $X$  over any interval has dimension  $1\frac{1}{2}$ , it is immediate that Brownian functions, though continuous, are not continuously differentiable. In fact, with probability 1, a Brownian function is nowhere differentiable.

As with Brownian trails, Brownian graphs have dimension logarithmically smaller than  $1\frac{1}{2}$ : with probability 1, the graph of  $X$  over the range  $[0, 1]$  has positive finite measure with respect to the function  $h(t) = t^{3/2} \log \log(1/t)$ .

The sets of times at which a Brownian sample function takes particular values are often of interest. If  $f : [0, 1] \rightarrow \mathbb{R}$  is a function, we define the *level sets*  $f^{-1}(c) = \{t : f(t) = c\}$  for each value of  $c$ . The level sets are, essentially, the intersections of the graph of  $f$  with lines parallel to the  $t$ -axis.

### Proposition 16.5

*With probability 1, a Brownian sample function  $X : [0, 1] \rightarrow \mathbb{R}$  satisfies  $\dim_H X^{-1}(c) \leq \frac{1}{2}$  for almost all  $c$  (in the sense of 1-dimensional Lebesgue measure). Moreover, for any given  $c$ ,  $\dim_H X^{-1}(c) = \frac{1}{2}$  with positive probability.*

**Note on proof.** With probability 1, we must have  $\dim_H X^{-1}(c) = \dim_H (\text{graph } X) \cap L_c \leq \frac{1}{2}$  for almost all  $c$ , where  $L_c$  is the line  $y = c$ ; otherwise Corollary 7.10 would imply that  $\dim_H \text{graph } X > 1\frac{1}{2}$ , contradicting Theorem 16.4.

It is much harder to show that  $\dim_{\text{H}} X^{-1}(c) = \frac{1}{2}$  with positive probability. The argument is not unlike that indicated for the proof of Theorem 8.2.  $\square$

## 16.2 Fractional Brownian motion

Brownian motion, although of central theoretical importance, is, for many purposes, too restrictive. The graph of a Brownian sample function has dimension  $1\frac{1}{2}$  almost surely but random functions with graphs of other dimensions are required for a variety of modelling purposes.

Brownian motion  $X : [0, \infty) \rightarrow \mathbb{R}$  is a *Gaussian process*. This means that for  $0 \leq t_1 \leq t_2 \leq \dots \leq t_m$  and scalars  $\lambda_1, \dots, \lambda_m$ , the random variable  $\lambda_1 X(t_1) + \dots + \lambda_m X(t_m)$  is normal (we say that  $(X(t_1), \dots, X(t_m))$  is *multivariate normal*). In fact Brownian motion is the unique probability distribution on functions which has independent increments that are stationary and of finite variance. To obtain sample functions with different characteristics it is necessary to relax one or more of these conditions.

There are two usual variations. *Fractional Brownian motion* has increments which are normally distributed but no longer independent. *Lévy processes*, on the other hand, dispense with the normal distribution condition and this can lead to discontinuous functions. For simplicity, we just discuss these processes in the 1-dimensional case; analogous processes may be defined taking values in  $n$ -dimensional space.

*Fractional Brownian motion of index- $\alpha$*  ( $0 < \alpha < 1$ ) is defined to be a Gaussian process  $X : [0, \infty) \rightarrow \mathbb{R}$  on some probability space such that:

- (FBM) (i) with probability 1,  $X(t)$  is continuous and  $X(0) = 0$ ;
- (ii) for every  $t \geq 0$  and  $h > 0$  the increment  $X(t+h) - X(t)$  has the normal distribution with mean zero and variance  $h^{2\alpha}$ , so that

$$\mathbb{P}(X(t+h) - X(t) \leq x) = (2\pi)^{-1/2} h^{-\alpha} \int_{-\infty}^x \exp(-u^2/2h^{2\alpha}) du. \quad (16.10)$$

It may be shown that, for  $0 < \alpha < 1$ , a process satisfying (FBM) exists. Figure 16.3 shows graphs of fractional Brownian motion for various  $\alpha$ .

It is implicit in the above definition that the increments  $X(t+h) - X(t)$  are stationary; that is, they have probability distribution independent of  $t$ . However, the distribution of functions specified by (FBM) cannot have independent increments except in the Brownian case of  $\alpha = \frac{1}{2}$ . By conditions (i) and (ii),  $\mathbb{E}(X(t)^2) = t^{2\alpha}$  and

$$\mathbb{E}((X(t+h) - X(t))^2) = h^{2\alpha}$$

from which

$$\mathbb{E}(X(t)X(t+h)) = \frac{1}{2}[t^{2\alpha} + (t+h)^{2\alpha} - h^{2\alpha}]$$

so that

$$\mathbf{E}(X(t)(X(t+h) - X(t))) = \frac{1}{2}[(t+h)^{2\alpha} - t^{2\alpha} - h^{2\alpha}] \quad (16.11)$$

which is non-zero if  $\alpha \neq \frac{1}{2}$ . Hence  $\mathbf{E}((X(t) - X(0))(X(t+h) - X(t)))$  is positive or negative according to whether  $\alpha > \frac{1}{2}$  or  $\alpha < \frac{1}{2}$ . Thus, the increments are not independent—if  $\alpha > \frac{1}{2}$  then  $X(t) - X(0)$  and  $X(t+h) - X(t)$  tend to be of the same sign, so that  $X(t)$  tends to increase in the future if it has had an increasing history. Similarly, if  $\alpha < \frac{1}{2}$  then  $X(t) - X(0)$  and  $X(t+h) - X(t)$  tend to be of opposite sign. Note also that (16.10) implies that the process is self-affine, that is the scaled paths  $\gamma^{-\alpha}X(\gamma t)$  have the same statistical distribution as  $X(t)$  for  $\gamma > 0$ .

The almost sure dimension of fractional Brownian graphs may be determined in a similar way to the strict Brownian case.

### Proposition 16.6

*Suppose  $0 < \lambda < \alpha$ . With probability 1, an index- $\alpha$  Brownian sample function  $X : [0, 1] \rightarrow \mathbb{R}$  satisfies*

$$|X(t+h) - X(t)| \leq b|h|^\lambda \quad (16.12)$$

*if  $|h| < H_0$ , for some  $H_0 > 0$  and  $b > 0$ .*

*Note on proof.* Provided that  $\lambda < \frac{1}{2}$ , the proof goes through as in Proposition 16.1, using (16.10) instead of (16.4). However, if  $\alpha > \lambda \geq \frac{1}{2}$  this leads to an estimate  $c_2 h^{1/2-\alpha}$  in place of (16.6) and rather more sophisticated techniques from probability theory are required to show that the Hölder condition (16.12) is valid uniformly for all  $t$ .  $\square$

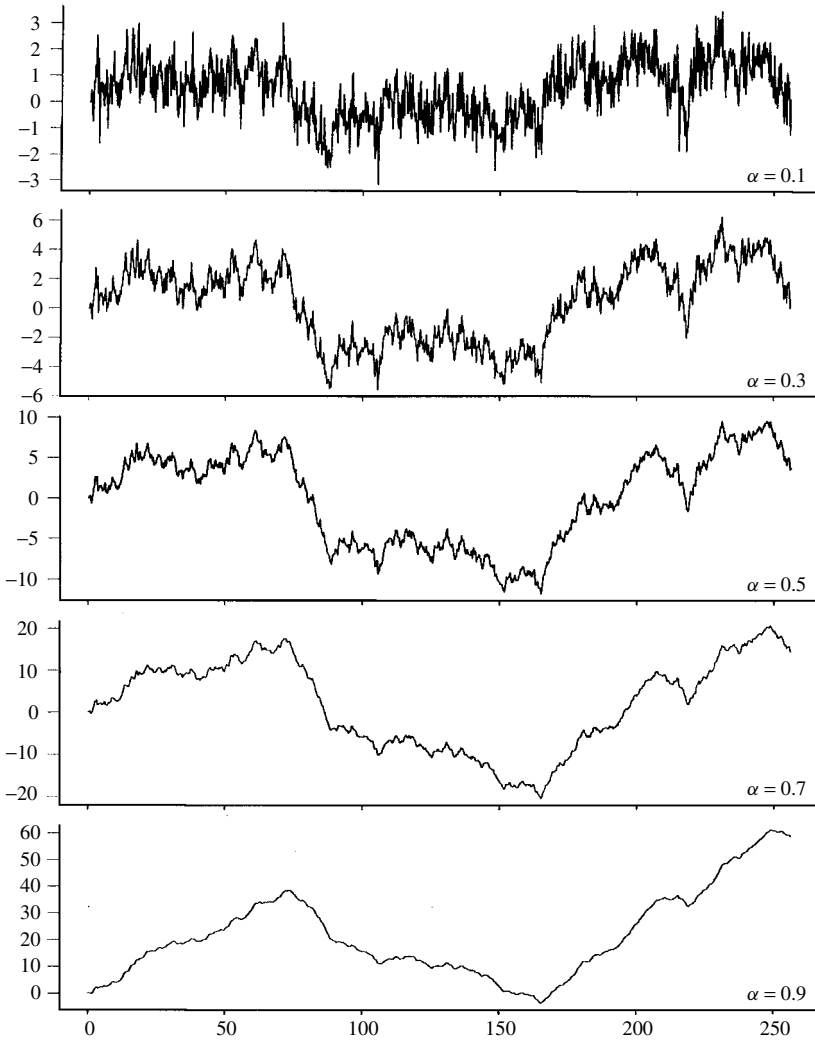
### Theorem 16.7

*With probability 1 the graph of an index- $\alpha$  Brownian sample function  $X : [0, 1] \rightarrow \mathbb{R}$  has Hausdorff and box dimensions  $2 - \alpha$ .*

*Proof.* Corollary 11.2(a) together with the Hölder condition (16.12) show that the dimension is almost surely at most  $2 - \alpha$ . The lower bound is obtained as in Theorem 16.4 using the probability distribution (16.10).  $\square$

The autocorrelation theory discussed in Section 11.2 may be applied to fractional Brownian functions. It is convenient to assume that  $X$  is defined for all time, i.e.  $X : (-\infty, \infty) \rightarrow \mathbb{R}$ . This requires only trivial modification to the definition (FBM). Since the variance  $\mathbf{E}(|X(t+h) - X(t)|^2)$  tends to infinity with  $h$ , we have

$$\lim_{T \rightarrow \infty} \mathbf{E} \left( \frac{1}{2T} \int_{-T}^T X(t)^2 dt \right) = \infty$$



**Figure 16.3** Realizations of index- $\alpha$  fractional Brownian for  $\alpha = 0.1, 0.3, 0.5, 0.7, 0.9$

so the sample functions tend to have an infinite mean square. Nevertheless,

$$\mathbb{E} \left( \frac{1}{2T} \int_{-T}^T (X(t+h) - X(t))^2 dt \right) = \frac{1}{2T} \int_{-T}^T \mathbb{E}(X(t+h) - X(t))^2 dt = h^{2\alpha}$$

It may be deduced that ‘on average’ the sample functions satisfy

$$\frac{1}{2T} \int_{-T}^T (X(t+h) - X(t))^2 dt \simeq ch^{2\alpha}$$

and, according to (11.18) and (11.19), this does indeed correspond to a graph of dimension  $2 - \alpha$ . Taking this parallel further, we might expect  $X(t)$  to have a power spectrum (11.15) approximately  $1/\omega^{1+2\alpha}$ .

Simulation of fractional Brownian motion is much more awkward than Brownian motion, because the increments are not independent. However, with modern computing power, exact simulation is possible. To get a realization of index- $\alpha$  fractional Brownian motion  $X$  at points  $t_1, \dots, t_k$ , we recall that the covariances of  $X$  are given by the covariance matrix

$$A_{i,j} = \mathbf{E}(X(t_i)X(t_j)) = \frac{1}{2}(|t_i|^{2\alpha} + |t_j|^{2\alpha} - |t_i - t_j|^{2\alpha}).$$

Then, if  $M$  is a matrix such that  $MM^T = A$ , where  $T$  denotes transpose, and  $V = (V_1, \dots, V_k)$  is a vector of independent random variables with normal distribution of mean 0 and variance 1,  $X = X(t_i) = MV$  has the distribution of index- $\alpha$  fractional Brownian motion at the points  $t_i$ . To see this we check the covariances, using matrix notation:

$$\begin{aligned} \mathbf{E}(X(t_i)X(t_j)) &= \mathbf{E}(XX^T) = \mathbf{E}(MV(MV)^T) \\ &= \mathbf{E}(MVV^TM^T) = M\mathbf{E}(VV^T)M^T = MIM^T = A. \end{aligned}$$

Thus, by drawing a sequence of independent normally distributed random numbers for the  $V_i$ , the product  $X = MV$  gives a realization of index- $\alpha$  fractional Brownian motion. Finding a matrix  $M$  such that  $A$  has ‘Choleski decomposition’  $A = MM^T$  is computationally intensive if  $k$  is large, and there are various numerical approaches to facilitate this.

An alternative method of constructing functions with characteristics similar to index- $\alpha$  Brownian functions is to randomize the Weierstrass function (11.4). Consider the random function

$$X(t) = \sum_{k=1}^{\infty} C_k \lambda^{-\alpha k} \sin(\lambda^k t + A_k) \quad (16.13)$$

where  $\lambda > 1$  and where the  $C_k$  are independent random variables with the normal distribution of zero mean and variance one, and the ‘phases’  $A_k$  are independent, each having the uniform distribution on  $[0, 2\pi)$ . Clearly  $\mathbf{E}(X(t+h) - X(t)) = 0$ . Furthermore, using the formula for the difference of two sines,

$$\begin{aligned} \mathbf{E}(X(t+h) - X(t))^2 &= \mathbf{E} \left( \sum_{k=1}^{\infty} C_k \lambda^{-\alpha k} 2 \sin(\tfrac{1}{2} \lambda^k h) \cos(\lambda^k(t + \tfrac{1}{2}h) + A_k) \right)^2 \\ &= 2 \sum_{k=1}^{\infty} \lambda^{-2\alpha k} \sin^2(\tfrac{1}{2} \lambda^k h) \end{aligned}$$

using that  $\mathbf{E}(C_k C_j) = 1$  or  $0$  according as to whether  $k = j$  or not, and that the mean of  $\cos^2(a + A_k)$  is  $\frac{1}{2}$ . Choosing  $N$  so that  $\lambda^{-(N+1)} \leq h < \lambda^{-N}$ , gives

$$\begin{aligned} \mathbf{E}(X(t+h) - X(t))^2 &\simeq \frac{1}{2} \sum_{k=1}^N \lambda^{-2\alpha k} \lambda^{2k} h^2 + 2 \sum_{k=N+1}^{\infty} \lambda^{-2\alpha k} \\ &\simeq c \lambda^{-2\alpha N} \\ &\simeq c h^{2\alpha} \end{aligned}$$

in the sense that  $0 < c_1 \leq \mathbf{E}(X(t+h) - X(t))^2 / h^{2\alpha} \leq c_2 < \infty$  for  $h < 1$ . Thus (16.13) has certain statistical characteristics resembling index- $\alpha$  fractional Brownian motion, and provides a usable method for drawing random graphs of various dimensions. Such functions are often used in fractal modelling. A value of  $\alpha = 0.8$ , corresponding to a graph of dimension 1.2, is about right for a ‘mountain skyline’.

As might be expected, the level sets of index- $\alpha$  Brownian sample functions are typically of dimension  $1 - \alpha$ . Proposition 16.5 generalizes to give that, with probability 1,  $\dim_{\mathbf{H}} X^{-1}(c) \leq 1 - \alpha$  for almost all  $c$ , and that, for given  $c$ ,  $\dim_{\mathbf{H}} X^{-1}(c) = 1 - \alpha$  with positive probability.

A further generalization of fractional Brownian motion is *multifractional Brownian motion*, which looks and behaves like index- $\alpha(t)$  fractional Brownian motion close to  $t$ , where  $\alpha : [0, \infty) \rightarrow (0, 1)$  is a given continuous function.

## 16.3 Lévy stable processes

An alternative generalization of Brownian motion gives the *Lévy stable processes*. A Lévy process is a random function  $X : [0, \infty) \rightarrow \mathbb{R}$  such that the increments  $X(t+h) - X(t)$  are stationary, i.e. with distribution depending only on  $h$ , and independent, i.e. with  $X(t_2) - X(t_1), \dots, X(t_{2m}) - X(t_{2m-1})$  independent if  $0 \leq t_1 \leq t_2 \leq \dots \leq t_{2m}$ . However, except in very special cases such as Brownian motion, Lévy processes have infinite variance and are discontinuous with probability 1. A Lévy process is *stable* if a self-affinity condition holds, that is  $\gamma^{-1/\alpha} X(\gamma t)$  and  $X(t)$  have the same distribution for all  $\gamma > 0$ , and some  $\alpha$ .

It is not, in general, possible to specify the probability distribution of stable processes directly. Fourier transforms are usually used to define such distributions, and analysis of the dimensions of graphs and trails of stable processes requires Fourier transform methods.

The probability distribution of a random variable  $Y$  may be specified by its *characteristic function*, i.e. the Fourier transform  $\mathbf{E}(\exp(iuY))$  for  $u \in \mathbb{R}$ . To define a stable process, we take a suitable function  $\psi : \mathbb{R} \rightarrow \mathbb{R}$  and require that the increments  $X(t+h) - X(t)$  satisfy

$$\mathbf{E}(\exp(iu(X(t+h) - X(t)))) = \exp(-h\psi(u)) \quad (16.14)$$

with  $X(t_2) - X(t_1), \dots, X(t_{2m}) - X(t_{2m-1})$  independent if  $0 \leq t_1 \leq t_2 \leq \dots \leq t_{2m}$ . Clearly the increments are stationary. This definition is, at least, consistent

in the following sense. If  $t_1 < t_2 < t_3$ , then, taking expectations and using independence,

$$\begin{aligned} \mathbf{E}(\exp(iu(X(t_3) - X(t_1)))) &= \mathbf{E}(\exp(iu((X(t_3) - X(t_2)) + (X(t_2) - X(t_1)))) \\ &= \mathbf{E}(\exp(iu(X(t_3) - X(t_2))))\mathbf{E}(\exp(iu(X(t_2) - X(t_1)))) \\ &= \exp(-(t_3 - t_2)\psi(u))\exp(-(t_2 - t_1)\psi(u)) \\ &= \exp(-(t_3 - t_1)\psi(u)). \end{aligned}$$

It may be shown that, for suitable  $\psi$ , stable processes do exist.

Taking  $\psi(u) = c|u|^\alpha$  with  $0 < \alpha \leq 2$ , gives the *stable symmetric process of index- $\alpha$* . Replacing  $h$  by  $\gamma h$  and  $u$  by  $\gamma^{-1/\alpha}u$  leaves the right-hand side of (16.14) unaltered, and it follows that  $\gamma^{-1/\alpha}X(\gamma t)$  has the same statistical distribution as  $X(t)$  so such processes are self-affine. The case  $\alpha = 2$  is standard Brownian motion.

### Theorem 16.8

*With probability 1, the graph of the stable symmetric process of index- $\alpha$  has Hausdorff and box dimension  $\max\{1, 2 - 1/\alpha\}$ .*

*Partial proof.* We show that  $\dim_H \text{graph } X \leq \overline{\dim}_B \text{graph } X \leq \max\{1, 2 - 1/\alpha\}$ . Write  $R_f[t_1, t_2] = \sup\{|f(t) - f(u)| : t_1 \leq t, u \leq t_2\}$  for the maximum range of a function  $f$  over the interval  $[t_1, t_2]$ . By virtue of the self-affinity of the process  $X$ , for any  $t$  and  $0 < \delta < 1$

$$\mathbf{E}(R_X[t, t + \delta]) = \delta^{1/\alpha} \mathbf{E}(R_X[0, 1]).$$

If  $N_\delta$  squares of the  $\delta$ -coordinate mesh are intersected by graph  $X$ , it follows from Proposition 11.1 that

$$\begin{aligned} \mathbf{E}(N_\delta) &\leq 2m + \delta^{-1} \sum_{i=0}^{m-1} \mathbf{E}(R_X[i\delta, (i+1)\delta]) \\ &= 2m + m\delta^{-1}\delta^{1/\alpha} \mathbf{E}(R_X[0, 1]) \end{aligned}$$

where  $m$  is the least integer greater than or equal to  $1/\delta$ , so  $m \leq 2/\delta$ . It may be shown, and is at least plausible, that  $\mathbf{E}(R_X[0, 1]) < \infty$ , so there is a constant  $c$  such that  $\mathbf{E}(N_\delta \delta^\beta) \leq c$  for all small  $\delta$ , where  $\beta = \max\{1, 2 - 1/\alpha\}$ . Then  $\mathbf{E}(N_\delta \delta^{\beta+\varepsilon}) \leq c\delta^\varepsilon$  if  $\varepsilon > 0$ , so that

$$\mathbf{E} \left( \sum_{k=1}^{\infty} N_{2^{-k}} (2^{-k})^{\beta+\varepsilon} \right) \leq c \sum_{k=1}^{\infty} (2^{-k})^\varepsilon < \infty.$$

It follows that, with probability 1,  $\sum_{k=1}^{\infty} N_{2^{-k}} (2^{-k})^{\beta-\varepsilon} < \infty$ . In particular,  $N_\delta \delta^{\beta-\varepsilon} \rightarrow 0$  as  $\delta = 2^{-k} \rightarrow 0$ , so  $\overline{\dim}_B \text{graph } X \leq \beta$  with probability 1 using Proposition 4.1.  $\square$

If  $\alpha < 1$  then almost surely  $\dim_{\text{H}} \text{graph } X = 1$ , the smallest dimension possible for the graph of any function on  $[0, 1]$ . This reflects the fact that the sample functions consist of ‘jumps’, with infinitely many jumps in every positive time interval, though many such jumps are very small. The image of  $X$ , that is  $\{X(t) : 0 \leq t \leq 1\}$ , has dimension  $\alpha$  with probability 1, which is indicative of the distribution of the jumps. It may be shown that the probability of there being  $k$  jumps of absolute value at least  $a$  in the interval  $[t, t + h]$  is  $(ha^{-\alpha})^k \exp(-ha^{-\alpha})/k!$ , corresponding to a Poisson distribution of mean  $ha^{-\alpha}$ .

If  $1 < \alpha < 2$  the stable symmetric process combines a ‘continuous’ component and a ‘jump’ component.

## 16.4 Fractional Brownian surfaces

We end this chapter with a brief discussion of fractional Brownian surfaces which have been used very effectively in creating computer-generated landscapes.

We replace the time variable  $t$  by coordinates  $(x, y)$  so the random variable  $X(x, y)$  may be thought of as the height of a surface at the point  $(x, y)$ .

For  $0 < \alpha < 1$  we define an *index- $\alpha$  fractional Brownian function*  $X : \mathbb{R}^2 \rightarrow \mathbb{R}$  to be a Gaussian random function such that:

- (FBS) (i) with probability 1,  $X(0, 0) = 0$ , and  $X(x, y)$  is a continuous function of  $(x, y)$ ;
- (ii) for  $(x, y), (h, k) \in \mathbb{R}^2$  the height increments  $X(x + h, y + k) - X(x, y)$  have the normal distribution with mean zero and variance  $(h^2 + k^2)^\alpha = |(h, k)|^{2\alpha}$ , thus

$$\begin{aligned} & \mathbf{P}(X(x + h, y + k) - X(x, y) \leq z) \\ &= (2\pi)^{-1/2} (h^2 + k^2)^{-\alpha/2} \int_{-\infty}^z \exp\left(\frac{-r^2}{2(h^2 + k^2)^\alpha}\right) dr. \end{aligned} \quad (16.15)$$

Some effort is required to demonstrate the existence of a process satisfying these conditions. The correlations between the random variables  $X(x, y)$  at different points are quite involved.


We term  $\{(x, y, X(x, y)) : (x, y) \in \mathbb{R}^2\}$  an *index- $\alpha$  fractional Brownian surface*. Some sample surfaces are depicted in figure 16.4.

Comparing (16.15) with the distribution (16.10) we see that the graph obtained by intersecting  $X(x, y)$  with any vertical plane is that of a 1-dimensional index- $\alpha$  Brownian function (after adding a constant to ensure  $X(0) = 0$ ). We can often gain information about surfaces by considering such vertical sections.


### Theorem 16.9

*With probability 1, an index- $\alpha$  Brownian sample surface has Hausdorff and box dimensions equal to  $3 - \alpha$ .*





(a)



(b)

**Figure 16.4** Index- $\alpha$  fractional Brownian surfaces: (a)  $\alpha = 0.5$ , dimension = 2.5; (b)  $\alpha = 0.8$ , dimension = 2.2

*Proof.* Using similar methods to Propositions 16.1 and 16.6, it may be shown that if  $\lambda < \alpha$  then, with probability 1, an index- $\alpha$  Brownian function  $X : [0, 1] \times [0, 1] \rightarrow \mathbb{R}$  satisfies

$$|X(x+h, y+k) - X(x, y)| \leq b(h^2 + k^2)^{\lambda/2} = b|(h, k)|^\lambda$$

provided that  $(h, k)$  is sufficiently small. The analogue of Corollary 11.2(a) for a function of two variables (see Exercise 11.9) then gives  $3 - \lambda$  as an upper bound for the upper box dimension of the surface.

If we fix  $x_0$ , then  $X(x_0, y) - X(x_0, 0)$  is an index- $\alpha$  Brownian function on  $[0, 1]$ , so by Theorem 16.7  $X(x_0, y)$  has graph of Hausdorff dimension  $2 - \alpha$  with probability 1. Thus, with probability 1, the graph of  $X(x_0, y)$  has dimension  $2 - \alpha$  for almost all  $0 \leq x_0 \leq 1$ . But these graphs are just parallel sections of the surface given by  $X$ , so, by the obvious analogue of Corollary 7.10 in  $\mathbb{R}^3$ , the surface has Hausdorff dimension at least  $(2 - \alpha) + 1$ .  $\square$

The level sets  $X^{-1}(c) = \{(x, y) : X(x, y) = c\}$  are the contours of the random surface. Proposition 16.5 extends to index- $\alpha$  surfaces. It may be shown that, with probability 1,  $\dim_{\mathbb{H}} X^{-1}(c) \leq 2 - \alpha$  for almost all  $c$  (in the sense of 1-dimensional measure), and that  $\dim_{\mathbb{H}} X^{-1}(c) = 2 - \alpha$  with positive probability. Thus the contours of index- $\alpha$  surfaces have, in general, dimension  $2 - \alpha$ .

The problems of generating sample surfaces for index- $\alpha$  Brownian functions are considerable, and we do not go into details here. However, we remark that an analogue of (16.13) for index- $\alpha$  surfaces is

$$X(x, y) = \sum_{k=1}^{\infty} C_k \lambda^{-\alpha k} \sin(\lambda^k (x \cos B_k + y \sin B_k) + A_k)$$

where the  $C_k$  are independent with normal distribution of mean zero and variance 1, and the  $A_k$  and  $B_k$  are independent with uniform distribution on  $[0, 2\pi)$ . Such functions provide one possible approach to computer generation of random surfaces.

The ideas in this chapter may be extended in many directions and combined in many ways. Fractional Brownian motion and stable processes may be defined from  $\mathbb{R}^n$  to  $\mathbb{R}^m$  for any  $n, m$  and there are many other variations. Questions of level sets, multiple points, intersections with fixed sets, the images  $X(F)$  for various fractals  $F$ , etc. arise in all these situations. Analysis of such problems often requires sophisticated probabilistic techniques alongside a variety of geometrical arguments.

## 16.5 Notes and references

The probabilistic basis of Brownian motion is described in the books by Karlin and Taylor (1975, 1981), Billingsley (1995) and Rogers and Williams (2000).

Fractional Brownian motion was introduced by Mandelbrot and Van Ness (1968); see the papers in Mandelbrot (2002). The books by Adler (1981), Kahane

(1985), Samorodnitsky and Taqqu (1994) and Embrechts and Maejima (2002) give detailed treatments of the mathematics of fractional Brownian functions and surfaces, with the first two books including dimensional aspects and the latter two emphasizing self-similarity. Multifractal Brownian motion is presented in Ayache and Lévy Véhel (1999) and Ayache, Cohen and Lévy Véhel (2000).

Stable processes were introduced by Lévy (1948); see Samorodnitsky and Taqqu (1994), Rogers and Williams (2000) and Mandelbrot (2002). The surveys by Taylor (1973, 1986) mention many dimensional properties of these processes.

Computational methods for generating Brownian paths and surfaces are discussed, for example, in Voss (1985), Peitgen and Saupe (1988), Falconer and Lévy Véhel (2000) and Embrechts and Maejima (2002).

## Exercises

- 16.1 Use the statistical self-similarity of Brownian motion to show that, with probability 1, a Brownian trail in  $\mathbb{R}^3$  has box dimension of at most 2.
- 16.2 Let  $X : [0, \infty) \rightarrow \mathbb{R}^3$  be usual Brownian motion. Show that, with probability 1, the image  $X(F)$  of the middle third Cantor set  $F$  has Hausdorff dimension at most  $\log 4 / \log 3$ . (Harder: show that it is almost surely equal to  $\log 4 / \log 3$ .) What is the analogous result for index- $\alpha$  Brownian motion?
- 16.3 Let  $X : [0, \infty) \rightarrow \mathbb{R}^3$  be usual Brownian motion, and let  $F$  be a compact subset of  $\mathbb{R}^3$ . Use Theorem 8.2 to show that if  $\dim_{\text{H}} F > 1$  then there is a positive probability of the Brownian trail  $X(t)$  hitting  $F$ .
- 16.4 Let  $X(t)$  be Brownian motion, and  $c$  a constant. Show that the graph of the process  $X(t) + ct$  has dimension  $1\frac{1}{2}$  with probability 1. (This process is called Brownian motion with drift.)
- 16.5 Show that, with probability 1, the Brownian sample function  $X : [0, \infty) \rightarrow \mathbb{R}$  is not monotonic on any interval  $[t, u]$ .
- 16.6 Let  $X(t)$  be Brownian motion. Show that with probability 1,  $X(t) = 0$  for some  $t > 0$ . Use self-affinity to show that with probability 1, for every  $a > 0$ ,  $X(t) = 0$  for some  $t$  with  $0 < t < a$ , and thus  $X(t) = 0$  for infinitely many  $t$  with  $0 < t < a$ .
- 16.7 Let  $X(t)$  be Brownian motion. Show that for  $q > 0$ ,  $\mathbf{E}(|X(t+h) - X(t)|^q) = c|h|^q$  where  $c$  depends only on  $q$ .
- 16.8 Show that, if  $\lambda > \alpha$ , then with probability 1 for almost all  $t$  the Hölder inequality (16.12) fails.
- 16.9 Take  $\frac{1}{2} \leq \alpha_1 \leq \alpha_2 < 1$  and let  $X_1(t)$  and  $X_2(t)$  be independent Brownian functions from  $[0, 1]$  to  $\mathbb{R}$  of indices  $\alpha_1$  and  $\alpha_2$  respectively. Show that, with probability 1, the path in  $\mathbb{R}^2$  given by  $\{(X_1(t), X_2(t)) : 0 \leq t \leq 1\}$  has Hausdorff and box dimensions of  $(1 + \alpha_2 - \alpha_1)/\alpha_2$ .
- 16.10 Verify that for index- $\alpha$  fractional Brownian motion  $\mathbf{E}((X(t) - X(0))(X(t+h) - X(t))) = \frac{1}{2}[(t+h)^{2\alpha} - t^{2\alpha} - h^{2\alpha}]$ . Show that this is positive if  $\frac{1}{2} < \alpha < 1$  and negative if  $0 < \alpha < 1/2$ . What does this tell us about the sample functions?

# Chapter 17 Multifractal measures

A mass distribution  $\mu$  may be spread over a region in such a way that the concentration of mass is highly irregular. Indeed, the set of points where the local mass concentration obeys an index  $\alpha$  power law, say  $\mu(B(x, r)) \simeq r^\alpha$  for small  $r$ , may determine a different fractal for different values of  $\alpha$ . Thus, a whole range of fractals may arise from a single measure, and we may examine the structure of these fractals and their inter-relationship. A measure  $\mu$  with such a rich structure is called a *multifractal measure* or just a *multifractal*. As with fractals, a precise definition of ‘multifractal’ tends to be avoided.

Multifractal measures have been observed in many physical situations, for example in fluid turbulence, rainfall distribution, mass distribution across the universe, viscous fingering, neural networks, share prices, and in many other phenomena.

An important class of multifractal occurs in dynamical systems, see Section 13.7. If  $f : D \rightarrow D$  is a mapping on a domain  $D$ , we can define a ‘residence measure’ by

$$\mu(A) = \lim_{m \rightarrow \infty} \frac{1}{m} \# \{k : 1 \leq k \leq m \text{ and } f^k(x) \in A\}$$

for subsets  $A$  of  $D$ , where  $x \in D$  is some initial point. Thus,  $\mu(A)$  represents the proportion of time that the iterates of  $x$  spend in  $A$ . We have seen that the support of  $\mu$  is often an attractor of  $f$  and may be a fractal. However, the non-uniformity of  $\mu$  across the attractor may highlight further dynamical structure which can be recorded and analysed using multifractal theory.

Many ideas related to fractals have counterparts in multifractals, for example projection of multifractal measures onto a line or plane may be considered in an analogous manner to projection of fractals, though the calculations can be considerably more awkward.

There are two basic approaches to multifractal analysis: *fine theory*, where we examine the structure and dimensions of the fractals that arise themselves, and *coarse theory*, where we consider the irregularities of distribution of the measure of balls of small but positive radius  $r$  and then take a limit as  $r \rightarrow 0$ . In many ways, fine multifractal analysis parallels finding the Hausdorff dimension of sets,

whilst coarse theory is related to box-counting dimension. The coarse approach is usually more practicable when it comes to analysing physical examples or computer experiments, but the fine theory may be more convenient for mathematical analysis. There are many parallels between the fine and the coarse approaches, and for many measures both approaches lead to the same ‘multifractal spectra’.

We outline coarse and fine multifractal theory, and then consider the special case of self-similar measures in more detail, both to illustrate the theory and to demonstrate central ideas such as Legendre transformation.

Throughout our discussion, we refer to the following example of a self-similar multifractal measure on a Cantor set. Just as the middle third Cantor set illustrates many features of fractal mathematics, this self-similar measure supported by the Cantor set is typical of a large class of multifractal measures.

### Example 17.1

*Let  $p_1, p_2 > 0$  be given, with  $p_1 + p_2 = 1$ . We construct a measure  $\mu$  on the middle third Cantor set  $F = \bigcap_{k=0}^{\infty} E_k$  by repeated subdivision. (Here  $E_k$  comprises the  $2^k$   $k$ th level intervals of length  $3^{-k}$  in the usual Cantor set construction see figure 0.1.) Assign the left interval of  $E_1$  mass  $p_1$  and the right interval mass  $p_2$ . Divide the mass on each interval of  $E_1$  between its two subintervals of  $E_2$  in the ratio  $p_1 : p_2$ . Continue in this way, so that the mass on each interval of  $E_k$  is divided in ratio  $p_1 : p_2$  between its two subintervals of  $E_{k+1}$ . This defines a mass distribution on  $F$ , see Proposition 1.7.*

It is easily seen that if  $I$  is a  $k$ th level interval of  $E_k$  then  $\mu(I) = p_1^r p_2^{k-r}$  where, in constructing  $I$ , a left-hand interval is taken  $r$  times and a right-hand interval  $k - r$  times. If  $p_1 \neq p_2$  and  $k$  is large, the masses of the  $k$ th level intervals will vary considerably, see figure 17.1, and this is a manifestation of multifractality.

## 17.1 Coarse multifractal analysis

Coarse multifractal analysis of a measure  $\mu$  on  $\mathbb{R}^n$  with  $0 < \mu(\mathbb{R}^n) < \infty$  is akin to box-counting dimension, in that we count the number of mesh cubes  $C$  for which  $\mu(C)$  is roughly  $r^\alpha$ . (Recall that the  $r$ -mesh cubes in  $\mathbb{R}^n$  are the cubes of the form  $[m_1r, (m_1 + 1)r] \times \cdots \times [m_nr, (m_n + 1)r]$  where  $m_1, \dots, m_n$  are integers.) For  $\mu$  a finite measure on  $\mathbb{R}^n$  and  $\alpha \geq 0$  we write

$$N_r(\alpha) = \#\{r\text{-mesh cubes } C \text{ with } \mu(C) \geq r^\alpha\}, \quad (17.1)$$

and define the *coarse multifractal spectrum* or *coarse singularity spectrum* of  $\mu$  as

$$f_C(\alpha) = \lim_{\varepsilon \rightarrow 0} \lim_{r \rightarrow 0} \frac{\log^+(N_r(\alpha + \varepsilon) - N_r(\alpha - \varepsilon))}{-\log r} \quad (17.2)$$



**Figure 17.1** Construction of the self-similar measure described in Example 17.1. The mass on each interval of  $E_k$  in the construction of the Cantor set, indicated by the area of the rectangle, is divided in the ratio  $p_1 : p_2$  (in this case  $\frac{1}{3} : \frac{2}{3}$ ) between the two subintervals of  $E_{k+1}$ . Continuing this process yields a self-similar measure on the Cantor set

if the double limit exists. (We write  $\log^+ x \equiv \max\{0, \log x\}$ , which ensures  $f_C(\alpha) \geq 0$ .) Definition (17.2) implies that if  $\eta > 0$ , and  $\varepsilon > 0$  is small enough, then

$$r^{-f_C(\alpha)+\eta} \leq N_r(\alpha + \varepsilon) - N_r(\alpha - \varepsilon) \leq r^{-f_C(\alpha)-\eta} \quad (17.3)$$

for all sufficiently small  $r$ . Roughly speaking  $-f_C(\alpha)$  is the power law exponent for the number of  $r$ -mesh cubes  $C$  such that  $\mu(C) \simeq r^\alpha$ . Note that  $f_C(\alpha)$  is *not* the box dimension of the set of  $x$  such that  $\mu(C(x, r)) \simeq r^\alpha$  as  $r \rightarrow 0$  where  $C(x, r)$  is the  $r$ -mesh cube containing  $x$ ; the coarse spectrum provides a global overview of the fluctuations of  $\mu$  at scale  $r$ , but gives no information about the limiting behaviour of  $\mu$  at any point.

To allow for the possibility of the limit (17.2) not existing, we define the *lower* and the *upper coarse multifractal spectra* of  $\mu$  by

$$\underline{f}_C(\alpha) = \lim_{\varepsilon \rightarrow 0} \lim_{r \rightarrow 0} \frac{\log^+(N_r(\alpha + \varepsilon) - N_r(\alpha - \varepsilon))}{-\log r} \quad (17.4)$$

and

$$\overline{f}_C(\alpha) = \lim_{\varepsilon \rightarrow 0} \overline{\lim}_{r \rightarrow 0} \frac{\log^+(N_r(\alpha + \varepsilon) - N_r(\alpha - \varepsilon))}{-\log r} \quad (17.5)$$

for  $\alpha \geq 0$ .

It is usually awkward to calculate the coarse multifractal spectrum  $f_C$  directly.

*Continuation of Example 17.1.* In this example, the set  $E_k$  is made up of  $2^k$  intervals of length  $3^{-k}$ , and for each  $r$ , a number  $\binom{k}{r}$  of these have mass  $p_1^r p_2^{k-r}$ , where  $\binom{k}{r}$  is the usual binomial coefficient. Thus, assuming without loss of generality that  $0 < p_1 < \frac{1}{2}$ , we have

$$N_{3^{-k}}(\alpha) = \sum_{r=0}^m \binom{k}{r},$$

where  $m$  is the largest integer such that

$$p_1^m p_2^{k-m} \geq 3^{-k\alpha}, \quad \text{i.e. } m \simeq \frac{k(\log p_2 + \alpha \log 3)}{\log p_2 - \log p_1}.$$

It is now possible, but tedious, to estimate  $N_{3^{-k}}(\alpha)$  and thus examine its power law exponent. However, we shortly encounter a better approach.  $\square$

Next, we introduce moment sums: for  $q \in \mathbb{R}$  and  $r > 0$  the  $q$ th power moment sum of  $\mu$  is given by

$$M_r(q) = \sum_{\mathcal{M}_r} \mu(C)^q, \quad (17.6)$$

where the sum is over the set  $\mathcal{M}_r$  of  $r$ -mesh cubes  $C$  for which  $\mu(C) > 0$ . (There is a problem of stability for negative  $q$ : if a cube  $C$  just clips the edge of  $\text{spt } \mu$ , then  $\mu(C)^q$  can be very large. There are ways around this difficulty, for example by restricting the sums to cubes with a central portion intersecting  $\text{spt } \mu$ , but we do not pursue this here.) We identify the power law behaviour of  $M_r(q)$  by defining

$$\beta(q) = \lim_{r \rightarrow 0} \frac{\log M_r(q)}{-\log r}, \quad (17.7)$$

assuming this limit exists.

It is hardly surprising that these moment sums are related to the  $N_r(\alpha)$ . Using (17.1), it follows that if  $q \geq 0$  and  $\alpha \geq 0$

$$M_r(q) = \sum_{\mathcal{M}_r} \mu(C)^q \geq r^{q\alpha} N_r(\alpha), \quad (17.8)$$

and if  $q < 0$

$$M_r(q) = \sum_{\mathcal{M}_r} \mu(C)^q \geq r^{q\alpha} \#\{r\text{-mesh cubes with } 0 < \mu(C) \leq r^\alpha\}. \quad (17.9)$$

These inequalities lead to a useful relationship between  $f_c(\alpha)$  and  $\beta(q)$  in terms of Legendre transformation. The *Legendre transform*  $f_L$  of  $\beta$  is defined for  $\alpha \geq 0$  by

$$f_L(\alpha) = \inf_{-\infty < q < \infty} \{\beta(q) + \alpha q\}, \quad (17.10)$$

provided this is finite. There is a useful geometrical interpretation of the Legendre transform. For those  $\alpha$  for which the graph of  $\beta$  has under it a line of support  $L_\alpha$  of slope  $-\alpha$ , the Legendre transform of  $\beta$  is given by the value of the intercept of  $L_\alpha$  with the vertical axis, see figure 17.2.

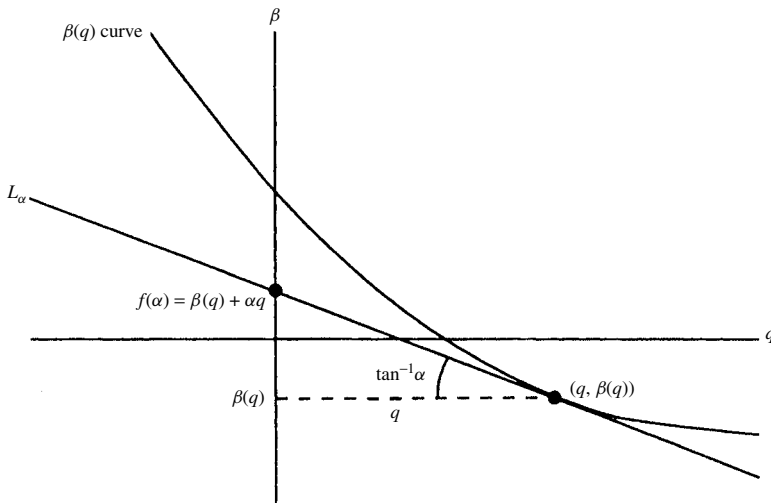
It is easy to see that the coarse spectrum is bounded above by the Legendre transform of  $\beta$ .

### Proposition 17.2

Let  $\mu$  be a finite measure on  $\mathbb{R}^n$ , and assume that the limit in (17.7) exists. Then for all  $\alpha \geq 0$ ,

$$\underline{f}_C(\alpha) \leq \overline{f}_C(\alpha) \leq f_L(\alpha) \quad (17.11)$$

where  $f_L$  is the Legendre transform of  $\beta$ .



**Figure 17.2** The Legendre transform of  $\beta(q)$  is  $f(\alpha)$ , the intersection of the tangent  $L_\alpha$  of slope  $-\alpha$  with the  $\beta$ -axis



*Proof.* First take  $q \geq 0$ . Then given  $\varepsilon > 0$ , (17.8) and (17.5) imply that

$$M_r(q) \geq r^{q(\alpha+\varepsilon)} N_r(\alpha + \varepsilon) \geq r^{q(\alpha+\varepsilon)} r^{-\overline{f}_C(\alpha)+\varepsilon} \quad (17.12)$$

for arbitrarily small  $r$ . It follows from (17.7) that

$$-\beta(q) \leq q(\alpha + \varepsilon) - \overline{f}_C(\alpha) + \varepsilon,$$

so  $\overline{f}_C(\alpha) \leq \beta(q) + \alpha q$  by taking  $\varepsilon$  arbitrarily small. This inequality also holds when  $q < 0$  by a parallel argument, using (17.9) with  $\alpha$  replaced by  $\alpha - \varepsilon$ .  $\square$

The Legendre transform  $f_L$  of  $\beta$  given by (17.10) is termed the *Legendre spectrum* of  $\mu$ . There are many measures for which the Legendre spectrum equals the coarse multifractal spectrum, i.e. for which equality occurs in (17.11).

*Continuation of Example 17.1.* Recalling that in this example  $\binom{k}{r}$  of the  $k$ th level intervals of lengths  $3^{-k}$  have mass  $p_1^r p_2^{k-r}$ , we get

$$M_{3^{-k}}(q) = \sum_{r=0}^k \binom{k}{r} p_1^{qr} p_2^{q(k-r)} = (p_1^q + p_2^q)^k.$$

Hence

$$\beta(q) = \lim_{r \rightarrow 0} \frac{\log M_r(q)}{-\log r} = \lim_{k \rightarrow \infty} \frac{\log M_{3^{-k}}(q)}{-\log 3^{-k}} = \frac{\log(p_1^q + p_2^q)}{\log 3}. \quad (17.13)$$

(It is easy to see that it is enough to let  $r$  tend to 0 through the values  $3^{-k}$ , compare (3.14).)

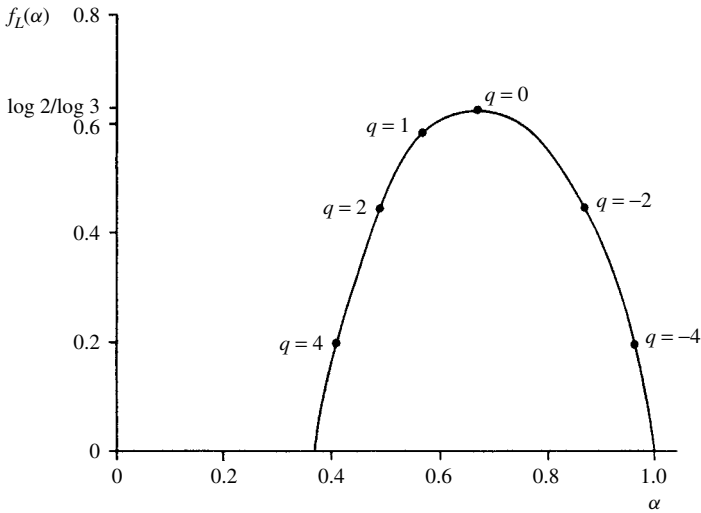
The Legendre spectrum of  $\mu$  comes from taking the Legendre transform of  $\beta$ , that is by minimizing  $\beta(q) + \alpha q$  over  $q \in \mathbb{R}$ . Elementary calculus gives that the minimum occurs when  $q$  satisfies

$$\alpha = -\frac{p_1^q \log p_1 + p_2^q \log p_2}{(p_1^q + p_2^q) \log 3}.$$

The Legendre spectrum is the minimum value, which is given in terms of the parameter  $q$  by

$$f_L(\alpha) = \frac{\log(p_1^q + p_2^q)}{\log 3} - \frac{q(p_1^q \log p_1 + p_2^q \log p_2)}{(p_1^q + p_2^q) \log 3}. \quad (17.14)$$

The graph of  $f_L(\alpha)$  when  $p_1 = \frac{1}{3}$ ,  $p_2 = \frac{2}{3}$  is displayed in figure 17.3. As we shall see in Section 17.3,  $f_L(\alpha) = f_C(\alpha)$ , i.e. the Legendre spectrum coincides with the coarse multifractal spectrum.  $\square$



**Figure 17.3** The multifractal spectrum of Example 17.1 with  $p_1 = \frac{1}{3}$ ,  $p_2 = \frac{2}{3}$

In practical situations, multifractal spectra are often awkward to estimate and work with. One might hope to compute the coarse spectrum  $f_C$  by ‘box-counting’. For instance, if  $\mu$  is a residence measure on the attractor of a dynamical system in the plane, a count of the proportion of the iterates of an initial point that lie in each  $r$ -mesh square  $C$  might be used to estimate the number of squares for which  $\alpha_i \leq \log \mu(C) / \log r < \alpha_{i+1}$ , where  $0 \leq \alpha_1 < \dots < \alpha_k$ . Examining this ‘histogram’ for various  $r$  enables the power law behaviour of  $N_r(\alpha + \varepsilon) - N_r(\alpha - \varepsilon)$  to be studied and  $f(\alpha)$  to be estimated. However, this *histogram method* tends to be computationally slow and awkward.

In general, it is more satisfactory to use the *method of moments* for experimental determination of a multifractal spectrum. Thus, for a range of  $q$ , the moment sums (17.6) are estimated for various small  $r$  and the power law behaviour examined to estimate  $\beta(q)$  using (17.7). Legendre transformation of  $\beta$  gives a Legendre spectrum of  $\mu$ , and this is often taken to be the coarse spectrum. The method of moments is usually more numerically manageable than the histogram method.

## 17.2 Fine multifractal analysis

Fine multifractal analysis looks directly at the fractals determined by the local intensity of a measure. Let  $\mu$  be a measure on  $\mathbb{R}^n$  with  $0 < \mu(\mathbb{R}^n) < \infty$ . We define the *local dimension* or *Hölder exponent* of  $\mu$  at  $x$  by

$$\dim_{\text{loc}} \mu(x) = \lim_{r \rightarrow 0} \frac{\log \mu(B(x, r))}{\log r}, \quad (17.15)$$

provided this limit exists. (More generally, one can work with upper and lower local limits leading to upper and lower local dimensions, but we do not pursue this here.) We study the sets of points  $x \in \mathbb{R}^n$  where the local dimension takes particular values. For  $\alpha \geq 0$  we define

$$\begin{aligned} F_\alpha &= \{x \in \mathbb{R}^n : \dim_{\text{loc}} \mu(x) = \alpha\} \\ &= \left\{x \in \mathbb{R}^n : \lim_{r \rightarrow 0} \frac{\log \mu(B(x, r))}{\log r} = \alpha\right\}. \end{aligned} \quad (17.16)$$

Thus,  $F_\alpha$  comprises those points where the local dimension exists and equals  $\alpha$ .

In fine multifractal analysis we aim to find the dimensions of  $F_\alpha$  for a range of  $\alpha$ . In most examples of interest  $F_\alpha$  is dense in the support of  $\mu$  so  $\underline{\dim}_B F_\alpha = \underline{\dim}_B \overline{F_\alpha} = \underline{\dim}_B (\text{spt } \mu)$  (and similarly for upper box dimensions) by Proposition 3.4, so box-counting dimensions are of little use in discriminating between the  $F_\alpha$ . Thus, we concentrate on the *fine (Hausdorff) multifractal spectrum* or *singularity spectrum* of  $\mu$  defined by

$$f_H(\alpha) = \dim_H F_\alpha. \quad (17.17)$$

(We do not consider here the fine packing spectrum which has a similar definition using packing dimension.)

Clearly,  $0 \leq f_H(\alpha) \leq \dim_H (\text{spt } \mu)$  for all  $\alpha \geq 0$ , and it follows from Proposition 4.9(b) that

$$0 \leq f_H(\alpha) \leq \alpha. \quad (17.18)$$

*Continuation of Example 17.1.* We may code the points  $x$  of the Cantor set  $F$  as  $(i_1, i_2, \dots)$  in the usual way, with  $i_k = 1$  if  $x$  is in the left sub-interval at the  $k$ th stage of the Cantor set construction, and  $i_k = 2$  if  $x$  is in the right sub-interval. Then, writing  $n_j(x|_k)$ ,  $j = 1, 2$ , for the number of occurrences of  $j$  in the first  $k$  terms of the sequence coding  $x$ , we have  $\mu(B(x, 3^{-k})) = p_1^{n_1(x|_k)} p_2^{n_2(x|_k)}$ , so that

$$\log \frac{\mu(B(x, 3^{-k}))}{\log 3^{-k}} = \frac{-1}{\log 3} \left( \frac{n_1(x|_k)}{k} \log p_1 + \frac{n_2(x|_k)}{k} \log p_2 \right).$$

Thus, if  $n_j(x|_k)/k \rightarrow \alpha_j$ ,  $j = 1, 2$ , then  $x \in F_\alpha$  where  $\alpha = -(\alpha_1 \log p_1 + \alpha_2 \log p_2)/\log 3$ . In this instance, we could now calculate  $f_H(\alpha) = \dim_H F_\alpha$  as in Proposition 10.1, and this gives a parametric expression equivalent to (17.14). We defer a formal calculation until the next section, where it will be done in a more general context.  $\square$

Just as the Hausdorff dimension of a set is never more than its box dimension, there is a basic inequality between the fine and coarse spectra.

**Lemma 17.3**

Let  $\mu$  be a finite measure on  $\mathbb{R}^n$ . Then

$$f_H(\alpha) \leq \underline{f}_C(\alpha) \leq \overline{f}_C(\alpha) \quad (17.19)$$

for all  $\alpha \geq 0$ .

*Proof.* The right-hand inequality of (17.19) is obvious. We prove the left-hand inequality in the case where  $\mu$  is a measure on  $\mathbb{R}$ ; the proof is similar for  $n \geq 2$  except that measures of balls and cubes have to be compared instead of measures of intervals.

For fixed  $\alpha \geq 0$  write for brevity  $f \equiv f_H(\alpha) = \dim_H F_\alpha$ ; we may assume  $f > 0$ . Given  $0 < \varepsilon < f$  then  $\mathcal{H}^{f-\varepsilon}(F_\alpha) = \infty$ . By (17.16) there is a set  $F_\alpha^0 \subset F_\alpha$  with  $\mathcal{H}^{f-\varepsilon}(F_\alpha^0) > 1$  and a number  $c_0 > 0$  such that

$$3r^{\alpha+\varepsilon} \leq \mu(B(x, r)) < 2^{\varepsilon-\alpha} r^{\alpha-\varepsilon} \quad (17.20)$$

for all  $x \in F_\alpha^0$  and all  $0 < r \leq c_0$ , using Egoroff's theorem. We may choose  $\delta$  with  $0 < \delta \leq \frac{1}{2}c_0$  such that  $\mathcal{H}_\delta^{f-\varepsilon}(F_\alpha^0) \geq 1$ .

For each  $r \leq \delta$  we consider  $r$ -mesh intervals (of the form  $[mr, (m+1)r]$  with  $m \in \mathbb{Z}$ ) that intersect  $F_\alpha^0$ . Such an interval  $I$  contains a point  $x$  of  $F_\alpha^0$ , with

$$B(x, r) \subset I \cup I_L \cup I_R \subset B(x, 2r),$$

where  $I_L$  and  $I_R$  are the  $r$ -mesh intervals immediately to the left and right of  $I$ . By (17.20)

$$3r^{\alpha+\varepsilon} \leq \mu(B(x, r)) \leq \mu(I \cup I_L \cup I_R) \leq \mu(B(x, 2r)) < r^{\alpha-\varepsilon},$$

so that

$$r^{\alpha+\varepsilon} \leq \mu(I_0) < r^{\alpha-\varepsilon}, \quad (17.21)$$

where  $I_0$  is one of  $I$ ,  $I_L$  and  $I_R$ . By definition of  $\mathcal{H}_\delta^{f-\varepsilon}$  there are at least  $r^{\varepsilon-f} \mathcal{H}_\delta^{f-\varepsilon}(F_\alpha^0) \geq r^{\varepsilon-f}$  distinct  $r$ -mesh intervals that intersect  $F_\alpha^0$ , so there are at least  $\frac{1}{3}r^{\varepsilon-f}$  distinct  $r$ -mesh intervals  $I_0$  that satisfy (17.21) (note that two intervals  $I$  separated by  $2r$  or more give rise to different intervals  $I_0$ ). We conclude that for  $r \leq \delta$

$$N_r(\alpha + \varepsilon) - N_r(\alpha - \varepsilon) \geq \frac{1}{3}r^{\varepsilon-f},$$

so from (17.4)  $\underline{f}_C(\alpha) \geq f - \varepsilon$ ; as this is true for all positive  $\varepsilon$  we conclude  $\underline{f}_C(\alpha) \geq f = f_H(\alpha)$ .  $\square$

Just as many fractals we have encountered have equal box and Hausdorff dimensions, many common multifractal measures have equal coarse and fine spectra, that is, equality in (17.19). In the next section, we shall show that this is the case for self-similar measures.

By setting up Hausdorff-type measures tailored for multifractal purposes, we can define a quantity  $\beta(q)$  playing a similar role in the fine theory to that of (17.7) in the coarse theory. The Legendre transform of this  $\beta(q)$  gives an upper bound for the fine multifractal spectrum, and again in many cases gives the actual value.

### 17.3 Self-similar multifractals

In this section we calculate the fine multifractal spectrum of a self-similar measure on  $\mathbb{R}$ , of which Example 17.1 is a specific case. Not only are self-similar measures important in their own right, but also the methods to be described adapt to many other classes of measures.

We consider a self-similar measure  $\mu$  supported on a self-similar subset  $F$  of  $\mathbb{R}$ . Let  $S_1, \dots, S_m : \mathbb{R} \rightarrow \mathbb{R}$  be contracting similarities with ratios  $c_1, \dots, c_m$ . As in Chapter 9, the iterated function system  $\{S_1, \dots, S_m\}$  has a (unique non-empty compact) attractor  $F \subset \mathbb{R}$ . We assume that a strong separation condition holds, that is there is a closed interval  $I$  such that  $S_i(I) \subset I$  for all  $i$ , and  $S_i(I) \cap S_j(I) = \emptyset$  whenever  $i \neq j$ .

As in Chapter 9, we index the intervals in the natural construction of  $F$  by the finite sequences  $\mathcal{I}_k = \{(i_1, \dots, i_k) : 1 \leq i \leq m\}$ , writing  $\mathbf{i} = (i_1, \dots, i_k)$  for a typical sequence of  $\mathcal{I}_k$ . Thus

$$I_{\mathbf{i}} = I_{i_1, \dots, i_k} = S_{i_1} \circ \dots \circ S_{i_k}(I). \quad (17.22)$$

For convenience, we assume that  $|I| = 1$ , so for  $\mathbf{i} = (i_1, i_2, \dots, i_k) \in \mathcal{I}_k$  we have

$$|I_{\mathbf{i}}| = c_{\mathbf{i}} \equiv c_{i_1} c_{i_2} \dots c_{i_k}. \quad (17.23)$$

We define a self-similar measure  $\mu$  with support  $F$  by repeated subdivision. Let  $p_1, \dots, p_m$  be ‘probabilities’ or ‘mass ratios’, that is  $p_i > 0$  for all  $i$  and  $\sum_{i=1}^m p_i = 1$ . Repeatedly dividing the mass on intervals  $I_{i_1, \dots, i_k}$  between subintervals  $I_{i_1, \dots, i_k, 1}, \dots, I_{i_1, \dots, i_k, m}$  in the ratios  $p_1 : \dots : p_m$  defines a measure  $\mu$  on  $F$ , see Proposition 1.7. Thus

$$\mu(I_{i_1, i_2, \dots, i_k}) = p_{\mathbf{i}} \equiv p_{i_1} p_{i_2} \dots p_{i_k}. \quad (17.24)$$

It is easy to see that  $\mu$  is a *self-similar measure*, in the sense that

$$\mu(A) = \sum_{i=1}^m p_i \mu(S_i^{-1}(A)) \quad (17.25)$$

for all sets  $A$ .

Next, given a real number  $q$ , we define  $\beta = \beta(q)$  as the positive number satisfying

$$\sum_{i=1}^m p_i^q c_i^{\beta(q)} = 1; \quad (17.26)$$

since  $0 < c_i, p_i < 1$  such a number  $\beta(q)$  exists and is unique. Moreover  $\beta : \mathbb{R} \rightarrow \mathbb{R}$  is a decreasing function with

$$\lim_{q \rightarrow -\infty} \beta(q) = \infty \quad \text{and} \quad \lim_{q \rightarrow \infty} \beta(q) = -\infty. \quad (17.27)$$

Differentiating (17.26) implicitly with respect to  $q$  gives

$$0 = \sum_{i=1}^m p_i^q c_i^{\beta(q)} \left( \log p_i + \frac{d\beta}{dq} \log c_i \right), \quad (17.28)$$

and differentiating again gives

$$0 = \sum_{i=1}^m p_i^q c_i^{\beta(q)} \left( \frac{d^2\beta}{dq^2} \log c_i + \left( \log p_i + \frac{d\beta}{dq} \log c_i \right)^2 \right).$$

Thus,  $d^2\beta/dq^2 \geq 0$ , so  $\beta$  is convex in  $q$ . Provided  $\log p_i / \log c_i$  is not the same for all  $i = 1, \dots, m$ , then  $d^2\beta/dq^2 > 0$  and  $\beta$  is strictly convex; we assume henceforth that this holds to avoid degenerate cases.

We will show that the fine (Hausdorff) multifractal spectrum,  $f_H(\alpha) = \dim F_\alpha$ , is the Legendre transform of  $\beta$ , where, as before, the *Legendre transform*  $f$  of  $\beta$  is defined by

$$f(\alpha) = \inf_{-\infty < q < \infty} \{\beta(q) + \alpha q\}, \quad (17.29)$$

provided this is finite. Since  $\beta : \mathbb{R} \rightarrow \mathbb{R}$  is a convex function, there is a range of  $\alpha$ , say  $\alpha \in [\alpha_{\min}, \alpha_{\max}]$  for which the graph of  $\beta$  has a line of support  $L_\alpha$  of slope  $-\alpha$ , and for such  $\alpha$  this support line is unique (thus  $-\alpha_{\min}$  and  $-\alpha_{\max}$  are the slopes of the asymptotes of the graph of  $\beta$ ). Then the Legendre transform of  $\beta$  is  $f : [\alpha_{\min}, \alpha_{\max}] \rightarrow \mathbb{R}$  given by the value of the intercept of  $L_\alpha$  with the vertical axis, again see figure 17.2. It is clear that  $f$  is continuous in  $\alpha$ .

Since  $\beta$  is strictly convex, for a given  $\alpha$  the infimum in (17.29) is attained at a unique  $q = q(\alpha)$ . Equating the derivative of  $\beta(q) + \alpha q$  to 0, this occurs when

$$\alpha = -\frac{d\beta}{dq} \quad (17.30)$$

so that

$$f(\alpha) = \alpha q + \beta(q) = -q \frac{d\beta}{dq} + \beta(q). \quad (17.31)$$

Note that if any one of  $q \in \mathbb{R}$ ,  $\beta \in \mathbb{R}$  and  $\alpha \in (\alpha_{\min}, \alpha_{\max})$  is given, the other two are determined by (17.26), (17.30) and (17.31). Using (17.30) and rearranging (17.28) gives

$$\alpha = \frac{\sum_{i=1}^m p_i^q c_i^\beta \log p_i}{\sum_{i=1}^m p_i^q c_i^\beta \log c_i}. \quad (17.32)$$

On inspecting this expression, we see that

$$\alpha_{\min} = \min_{1 \leq i \leq m} \log p_i / \log c_i \quad \text{and} \quad \alpha_{\max} = \max_{1 \leq i \leq m} \log p_i / \log c_i \quad (17.33)$$

which correspond to  $q$  approaching  $\infty$  and  $-\infty$ , respectively.

Provided that the numbers  $\{\log p_i / \log c_i\}_{i=1}^m$  are all different,  $f(\alpha_{\min}) = f(\alpha_{\max}) = 0$ , see Exercise 17.8.

Differentiating (17.31) with respect to  $\alpha$  and using (17.30),

$$\frac{df}{d\alpha} = \alpha \frac{dq}{d\alpha} + q + \frac{d\beta}{dq} \frac{dq}{d\alpha} = q. \quad (17.34)$$

Since  $q$  decreases as  $\alpha$  increases, it follows that  $f$  is a concave function of  $\alpha$ .

Some values of  $q$  are of special interest, see figure 17.4. If  $q = 0$  then  $\beta(q) = \dim_{\text{H}} F = \dim_{\text{H}}(\text{spt} \mu)$ , comparing (17.26) and the dimension formula for self-similar sets (9.13). Moreover, by (17.34),  $q = 0$  corresponds to the maximum of  $f(\alpha)$ ; hence,  $\dim_{\text{H}} F = \dim_{\text{H}}(\text{spt} \mu) = \max_{\alpha} f(\alpha)$ .

When  $q = 1$  (17.26) implies  $\beta(q) = 0$  so  $f(\alpha) = \alpha$  by (17.31). Moreover,  $df(\alpha)/d\alpha = q = 1$ , so that the  $f(\alpha)$  curve lies under the line  $f = \alpha$  and touches it just at the point corresponding to  $q = 1$ . It will follow later that  $\alpha(1) = f(\alpha(1)) = \dim_{\text{H}} \mu$ , where

$$\dim_{\text{H}} \mu = \inf\{\dim_{\text{H}} E : E \text{ is a Borel set with } \mu(E) > 0\} \quad (17.35)$$

is the *Hausdorff dimension of the measure*  $\mu$ . Thus the dimension of  $\mu$  is the dimension of a set on which a significant part of  $\mu$  is concentrated.

We can now state the main result on the fine multifractal spectrum of a self-similar measure, that the Hausdorff multifractal spectrum is given by the Legendre transform (17.29) of  $\beta(q)$  given by (17.26).

### Theorem 17.4

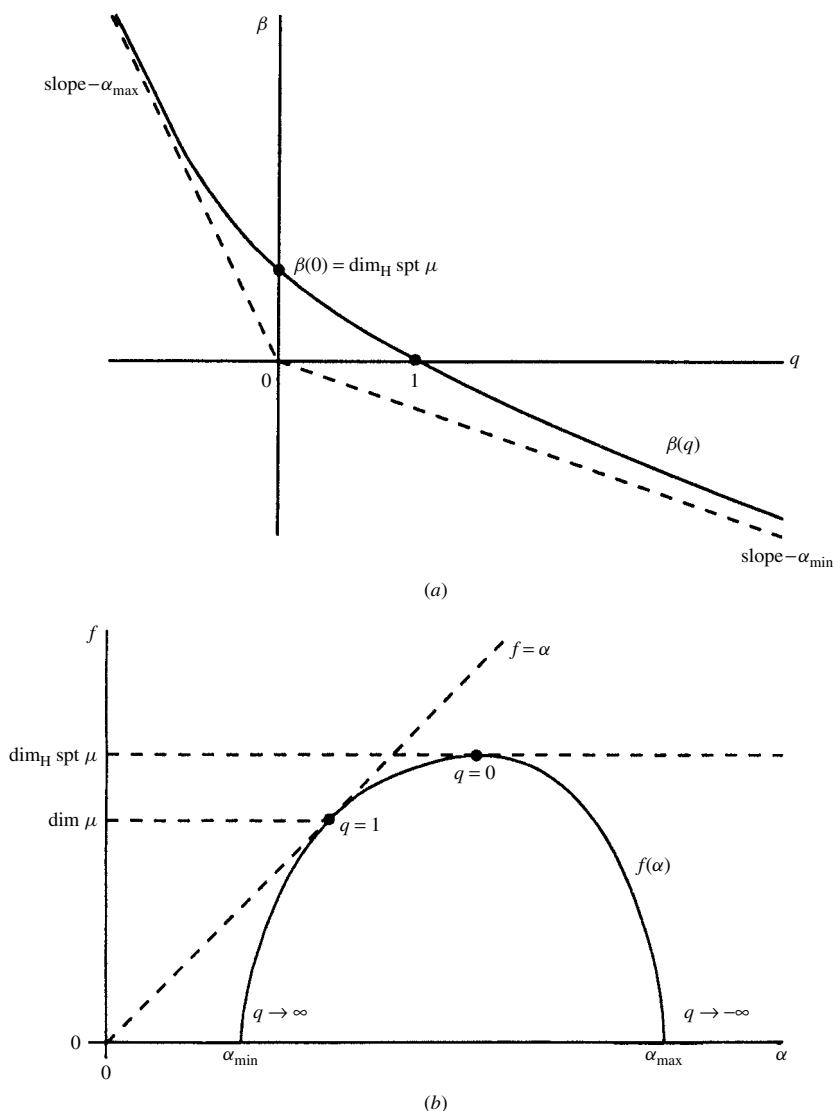
Let  $\mu$  be a self-similar measure as above and let

$$F_{\alpha} = \{x \in \mathbb{R}^n : \dim_{\text{loc}} \mu(x) = \alpha\}.$$

If  $\alpha \notin [\alpha_{\min}, \alpha_{\max}]$  then  $F_{\alpha} = \emptyset$ , and if  $\alpha \in [\alpha_{\min}, \alpha_{\max}]$  then

$$f_{\text{H}}(\alpha) \equiv \dim_{\text{H}} F_{\alpha} = f(\alpha), \quad (17.36)$$

where  $f$  is the Legendre transform of  $\beta(q)$ .



**Figure 17.4** Form of the multifractal functions for a typical self-similar measure. (a) The  $\beta(q)$  curve, (b) the 'multifractal spectrum'  $f(\alpha) = \dim_H F_\alpha$ , which is the Legendre transform of  $\beta(q)$

We first give a simple partial proof, and then a slightly more involved full proof of this theorem.

As is usual in this sort of work, it is convenient to redefine  $F_\alpha$  in terms of the component intervals  $I_i$  rather than the balls  $B(x, r)$ . For  $x \in \text{spt } \mu$  we write  $I_k(x)$  for the  $k$ th level set  $I_{i_1, \dots, i_k}$  that contains  $x$ . We shall go back and forth between the set  $I_k(x)$  and the ball  $B(x, r)$  where  $|I_k(x)|$  is comparable with  $r$ .



**Lemma 17.5**

For all  $x \in F$

$$\dim_{\text{loc}} \mu(x) \equiv \lim_{r \rightarrow 0} \frac{\log \mu(B(x, r))}{\log r} = \lim_{k \rightarrow \infty} \frac{\log \mu(I_k(x))}{\log |I_k(x)|}, \quad (17.37)$$

with either both or neither of these limits existing. In particular

$$F_\alpha = \left\{ x \in F : \lim_{k \rightarrow \infty} \frac{\log \mu(I_k(x))}{\log |I_k(x)|} = \alpha \right\}. \quad (17.38)$$

*Proof.* Let  $b = \min_{1 \leq i \leq m} |I_i|$  and let  $d$  be the minimum gap between the intervals  $I_1, \dots, I_m$ . Let  $x \in F$  and let  $0 < r < 1$ , and let  $k$  be the integer such that

$$|I_k(x)| \leq r < |I_{k-1}(x)| \leq b^{-1} |I_k(x)|.$$

Then  $I_k(x) \subset B(x, r)$  and  $B(x, dr) \cap E \subset I_k(x)$  since the gap between  $I_k(x)$  and any other  $k$ th level interval is at least  $d|I_{k-1}(x)| > dr$ . Then

$$\mu(B(x, dr)) \leq \mu(I_k(x)) \leq \mu(B(x, r)).$$

Hence,

$$\begin{aligned} \frac{\log \mu(B(x, dr))}{\log(dr) - \log d} &= \frac{\log \mu(B(x, dr))}{\log r} \leq \frac{\log \mu(I_k(x))}{\log |I_k(x)|} \leq \frac{\log \mu(B(x, r))}{\log br} \\ &= \frac{\log \mu(B(x, r))}{\log b + \log r}. \end{aligned}$$

Letting  $r \rightarrow 0$ , that is  $k \rightarrow \infty$ , gives the result.  $\square$

We now give a direct proof of the upper bound  $\dim_{\text{H}} F_\alpha \leq f(\alpha)$ ; this is included as it uses the idea of summing over a restricted class on intervals, a technique which is used frequently in multifractal theory.

*Partial proof of Theorem 17.4.* We shall show that  $f(\alpha) \leq \beta(q) + q\alpha$  for  $q > 0$ . The case of  $q \leq 0$  is similar, but with sign changes, see Exercise 17.13, and taking all values of  $q$  together gives  $\dim_{\text{H}} F_\alpha \leq f(\alpha)$ .

Take  $\varepsilon > 0$ . Let  $\mathcal{Q}_k$  denote those  $k$ th level sequences  $\mathbf{i} = (i_1, \dots, i_k) \in \mathcal{I}_k$  such that

$$|I_{\mathbf{i}}|^{\alpha+\varepsilon} \leq \mu(I_{\mathbf{i}}). \quad (17.39)$$

Then:

$$\begin{aligned}
 \sum_{\mathbf{i} \in Q_k} |I_{\mathbf{i}}|^{\beta+q(\alpha+\varepsilon)} &\leq \sum_{\mathbf{i} \in Q_k} |I_{\mathbf{i}}|^\beta \mu(I_{\mathbf{i}})^q \\
 &\leq \sum_{\mathbf{i} \in \mathcal{I}_k} |I_{\mathbf{i}}|^\beta \mu(I_{\mathbf{i}})^q \\
 &= \sum_{i_1, \dots, i_k} (c_{i_1} c_{i_2} \dots c_{i_k})^\beta (p_{i_1} p_{i_2} \dots p_{i_k})^q \\
 &= \left( \sum_{i=1}^m p_i^q c_i^\beta \right)^k = 1,
 \end{aligned} \tag{17.40}$$

using a multinomial expansion and (17.26).

For each integer  $K$ , write

$$F^K = \{x \in F : \mu(I_k(x)) \geq |I_k(x)|^{\alpha+\varepsilon} \text{ for all } k \geq K\}.$$

Then, for all  $k \geq K$ , the set  $F^K \subset \bigcup_{\mathbf{i} \in Q_k} I_{\mathbf{i}}$  by (17.39), so by (17.40),  $\mathcal{H}_{c^k}^{\beta+q(\alpha+\varepsilon)}(F^K) \leq 1$ , since for a  $k$ th level interval,  $|I_{\mathbf{i}}| \leq c^k$  where  $c = \max_{1 \leq i \leq m} c_i$ . Letting  $k \rightarrow \infty$  gives  $\mathcal{H}^{\beta+q(\alpha+\varepsilon)}(F^K) \leq 1$ , so that  $\dim_H(F^K) \leq \beta + q(\alpha + \varepsilon)$ . But  $F_\alpha \subset \bigcup_{K=1}^\infty F^K$  by (17.38), since if  $\log \mu(I_k(x)) / \log |I_k(x)| \rightarrow \alpha$  then  $\mu(I_k(x)) \geq |I_k(x)|^{\alpha+\varepsilon}$  for all  $k$  sufficiently large. Thus  $\dim_H(F_\alpha) \leq \beta + q(\alpha + \varepsilon)$  for all  $\varepsilon > 0$ , giving  $\dim_H(F_\alpha) \leq \beta + q\alpha$ .  $\square$

[\*The rest of this section may be omitted.]

We now embark on a full proof of Theorem 17.4. Writing

$$\Phi(q, \beta) = \sum_{i=1}^m p_i^q c_i^\beta \tag{17.41}$$

for  $q, \beta \in \mathbb{R}$ ,  $\beta(q)$  is defined by  $\Phi(q, \beta(q)) = 1$ , see (17.26). We require the following estimate of  $\Phi$  near  $(q, \beta(q))$ .

### Lemma 17.6

For all  $\varepsilon > 0$ ,

$$\Phi(q + \delta, \beta(q) + (-\alpha + \varepsilon)\delta) < 1 \tag{17.42}$$

and

$$\Phi(q - \delta, \beta(q) + (\alpha + \varepsilon)\delta) < 1 \tag{17.43}$$

for all sufficiently small  $\delta > 0$ .

*Proof.* Recalling that  $d\beta/dq = -\alpha$ , expansion about  $q$  gives

$$\beta(q + \delta) = \beta(q) - \alpha\delta + O(\delta^2) < \beta(q) + (-\alpha + \varepsilon)\delta$$

if  $\delta$  is small enough. Since  $\Phi(q + \delta, \beta(q + \delta)) = 1$  and  $\Phi$  is decreasing in its second argument, (17.42) follows. Inequality (17.43) is derived in a similar way.  $\square$

To prove Theorem 17.4, for each  $\alpha$  we concentrate a measure  $\nu$  on  $F_\alpha$  and examine the power law behaviour of  $\nu(B(x, r))$  as  $r \rightarrow 0$ , so that we can use Proposition 4.9 to find the dimension of  $F_\alpha$ . Given  $q \in \mathbb{R}$  and  $\beta = \beta(q)$ , (17.26) enables us to define a probability measure  $\nu$  on  $\text{spt}\mu$  by repeated subdivision such that

$$\nu(I_{i_1, \dots, i_k}) = (p_{i_1} p_{i_2} \cdots p_{i_k})^q (c_{i_1} c_{i_2} \cdots c_{i_k})^\beta, \quad (17.44)$$

for each  $(i_1, \dots, i_k)$ , and extending this to a measure on  $F$  in the usual way. Together with (17.23) and (17.24) this gives three ways of quantifying the  $I_i$ :

$$|I_i| = c_i, \quad \mu(I_i) = p_i, \quad \nu(I_i) = p_i^q c_i^\beta \quad (17.45)$$

for all  $\mathbf{i} = (i_1, \dots, i_k)$ .

The following proposition contains the crux of the multifractal spectrum calculation.

### Proposition 17.7

With  $q, \beta, \alpha$  and  $f$  as above, and with  $\nu$  determined by (17.44),

- (a)  $\nu(F_\alpha) = 1$ ,
- (b) for all  $x \in F_\alpha$  we have  $\log \nu(B(x, r)) / \log r \rightarrow f(\alpha)$  as  $r \rightarrow 0$ .

*Proof.* Let  $\varepsilon > 0$  be given. Then for all  $\delta > 0$

$$\begin{aligned} \nu\{x : \mu(I_k(x)) \geq |I_k(x)|^{\alpha-\varepsilon}\} &= \nu\{x : 1 \leq \mu(I_k(x))^\delta |I_k(x)|^{(\varepsilon-\alpha)\delta}\} \\ &\leq \int \mu(I_k(x))^\delta |I_k(x)|^{(\varepsilon-\alpha)\delta} d\nu(x) \\ &= \sum_{\mathbf{i} \in \mathcal{I}_k} \mu(I_i)^\delta |I_i|^{(\varepsilon-\alpha)\delta} \nu(I_i) \\ &= \sum_{\mathbf{i} \in \mathcal{I}_k} p_{\mathbf{i}}^{q+\delta} c_{\mathbf{i}}^{\beta+(\varepsilon-\alpha)\delta} \\ &= \left( \sum_{i=1}^m p_i^{q+\delta} c_i^{\beta+(\varepsilon-\alpha)\delta} \right)^k \\ &= [\Phi(q + \delta, \beta + (\varepsilon - \alpha)\delta)]^k, \end{aligned}$$

where  $\Phi$  is given by (17.41), using (17.45) and a multinomial expansion. Choosing  $\delta$  small enough and using (17.42) gives that

$$\nu\{x : \mu(I_k(x)) \geq |I_k(x)|^{\alpha-\varepsilon}\} \leq \gamma^k \quad (17.46)$$

where  $\gamma < 1$  is independent of  $k$ . Thus

$$\nu\{x : \mu(I_k(x)) \geq |I_k(x)|^{\alpha-\varepsilon} \text{ for some } k \geq K\} \leq \sum_{k=K}^{\infty} \gamma^k \leq \gamma^K / (1 - \gamma).$$

It follows that for  $\nu$ -almost all  $x$  we have

$$\lim_{k \rightarrow \infty} \frac{\log \mu(I_k(x))}{\log |I_k(x)|} \geq \alpha - \varepsilon.$$

This is true for all  $\varepsilon > 0$ , so we get the left-hand inequality of

$$\alpha \leq \lim_{k \rightarrow \infty} \frac{\log \mu(I_k(x))}{\log |I_k(x)|} \leq \overline{\lim}_{k \rightarrow \infty} \frac{\log \mu(I_k(x))}{\log |I_k(x)|} \leq \alpha.$$

The right-hand inequality follows in the same way, using (17.43) in estimating  $\nu\{x : \mu(I_k(x)) \leq |I_k(x)|^{\alpha+\varepsilon}\}$ . From (17.37) we conclude that for  $\nu$ -almost all  $x$

$$\dim_{\text{loc}} \mu(x) = \lim_{k \rightarrow \infty} \frac{\log \mu(I_k(x))}{\log |I_k(x)|} = \alpha$$

and it follows that  $\nu(F_\alpha) = \nu(F) = 1$ .

For (b) note that from (17.45)

$$\frac{\log \nu(I_k(x))}{\log |I_k(x)|} = q \frac{\log \mu(I_k(x))}{\log |I_k(x)|} + \beta \frac{\log |I_k(x)|}{\log |I_k(x)|}, \quad (17.47)$$

so for all  $x \in F_\alpha$

$$\frac{\log \nu(I_k(x))}{\log |I_k(x)|} \rightarrow q\alpha + \beta = f \quad (17.48)$$

as  $k \rightarrow \infty$ , using (17.31). Part (b) follows, applying (17.37) with  $\nu$  replacing  $\mu$ .  $\square$

Our main Theorem 17.4 on the multifractal spectrum of self-similar measures now follows easily.

*Proof of Theorem 17.4.* From (17.45)

$$\frac{\log \mu(I_i)}{\log |I_i|} = \frac{\sum_{j=1}^k \log p_{ij}}{\sum_{j=1}^k \log c_{ij}}$$

where  $\mathbf{i} = (i_1, \dots, i_k)$ , so by (17.33)  $\log \mu(I_i) / \log |I_i| \in [\alpha_{\min}, \alpha_{\max}]$  for all  $\mathbf{i}$ . Thus the only possible limit points of  $\log \mu(I_i) / \log |I_i|$ , and so by (17.37) of  $\log B(x, r) / \log r$ , are in  $[\alpha_{\min}, \alpha_{\max}]$ . In particular,  $F_\alpha = \emptyset$  if  $\alpha \notin [\alpha_{\min}, \alpha_{\max}]$ .

If  $\alpha \in (\alpha_{\min}, \alpha_{\max})$  then by Proposition 17.7 there exists a measure  $\nu$  concentrated on  $F_\alpha$  with  $\lim_{r \rightarrow 0} \log \nu(B(x, r)) / \log r = f(\alpha)$  for all  $x \in F_\alpha$ , so (17.36) follows from Proposition 4.9. For the cases  $\alpha = \alpha_{\min}$  and  $\alpha = \alpha_{\max}$ , see Exercise 17.14.  $\square$

Thus, for a self-similar measure, the dimension of  $F_\alpha$  may be calculated by taking the Legendre transform of  $\beta(q)$  given by (17.26).

The dimensions of  $\text{spt } \mu$  and of the measure  $\mu$ , see (17.35), may easily be found from the multifractal spectrum.

### Proposition 17.8

Let  $\mu$  be a self-similar measure as above. Regarding  $\alpha = \alpha(q)$  as a function of  $q$ ,

- (a)  $f(\alpha)$  takes its maximum when  $\alpha = \alpha(0)$ , with  $f(\alpha(0)) = \dim_{\text{H}} \text{spt } \mu$ .
- (b)  $f(\alpha(1)) = \alpha(1) = \dim_{\text{H}} \mu$ .

*Proof.* Part (a) and that  $f(\alpha(1)) = \alpha(1)$  were noted as a consequence of (17.34). For the dimension of the measure  $\mu$ , if  $q = 1$  then  $\beta = 0$  from (17.26), so by (17.44) the measure  $\nu$  is identical to  $\mu$ . By Proposition 17.7  $\mu(F_{\alpha(1)}) = 1$  and  $\dim_{\text{loc}} \mu(x) = f(\alpha(1))$  for all  $x \in F_{\alpha(1)}$ , so by Proposition 4.9,  $\dim_{\text{H}} E = f(\alpha(1))$  for all  $E$  with  $\mu(E) > 0$ . Thus (b) follows from the definition of the dimension of a measure (17.35).  $\square$

Next we show that the coarse spectrum of a self-similar measure is also equal to  $f(\alpha)$ , the Legendre transform of  $\beta$ .

### Proposition 17.9

Let  $\mu$  be a self-similar measure on  $\mathbb{R}$  as above. Then

$$\underline{f}_C(\alpha) = \overline{f}_C(\alpha) = f_{\text{H}}(\alpha) = f(\alpha) \quad (17.49)$$

for all  $\alpha = \alpha(q)$  for which  $q \geq 0$ .

*Proof.* We first note that by Theorem 17.4 and Lemma 17.3 we have  $f(\alpha) = f_{\text{H}}(\alpha) \leq \underline{f}_C(\alpha) \leq \overline{f}_C(\alpha)$ , where the coarse spectra are given by (17.4) and (17.5).

To prove the opposite inequality, let  $d$  be the minimum separation of  $I_i$  and  $I_j$  for  $i \neq j$ , and write  $a = 2/d$ . Given  $r < a^{-1}$ , let  $\mathcal{Q}$  be the set of all sequences  $\mathbf{i} = (i_1, \dots, i_k) \in \mathcal{I}_k$  such that  $|I_{i_1, \dots, i_k}| \leq ar$  but  $|I_{i_1, \dots, i_{k-1}}| > ar$ . Then

$$abr < |I_{\mathbf{i}}| = c_{\mathbf{i}} \leq ar \quad (17.50)$$

if  $\mathbf{i} \in \mathcal{Q}$ , where  $b = \min_{1 \leq i \leq m} c_i$ . We note that each point of  $F$  lies in exactly one set  $I_i$  with  $\mathbf{i} \in \mathcal{Q}$ , and also that for distinct  $\mathbf{i}, \mathbf{j} \in \mathcal{Q}$  the sets  $I_i$  and  $I_j$  have separation at least  $dar = 2r$ .

Suppose  $q > 0$  and let  $\beta, \alpha$  and  $f$  be the corresponding values given by (17.26), (17.30) and (17.31). Then

$$\begin{aligned} \#\{\mathbf{i} \in \mathcal{Q} : \mu(I_i) \geq a^{-\alpha} |I_i|^\alpha\} &= \#\{\mathbf{i} \in \mathcal{Q} : 1 \leq (a^\alpha |I_i|^{-\alpha} \mu(I_i))^q\} \\ &= \#\{\mathbf{i} \in \mathcal{Q} : 1 \leq a^{\alpha q} p_i^q c_i^{-\alpha q}\} \\ &\leq a^{\alpha q} \sum_{\mathbf{i} \in \mathcal{Q}} p_i^q c_i^{-\alpha q} \\ &= a^{\alpha q} \sum_{\mathbf{i} \in \mathcal{Q}} p_i^q c_i^\beta c_i^{-\beta - \alpha q} \\ &\leq a^{\alpha q} (abr)^{-\beta - \alpha q} \sum_{\mathbf{i} \in \mathcal{Q}} p_i^q c_i^\beta \\ &\leq a^{\alpha q} (ab)^{-f} r^{-f}, \end{aligned}$$

using (17.50), (17.31) and that  $\sum_{\mathbf{i} \in \mathcal{Q}} p_i^q c_i^\beta = 1$ , an identity that follows by repeated substitution of  $\sum_{i=1}^m p_{i,i}^q c_{i,i}^\beta = p_i^q c_i^\beta$  in itself. Every  $r$ -mesh interval intersects at most one of the sets  $I_i$  for  $\mathbf{i} \in \mathcal{Q}$ . With  $N_r(\alpha)$  as in (17.1)

$$\begin{aligned} N_r(\alpha) &= \#\{r\text{-mesh intervals } C : \mu(C) \geq r^\alpha\} \\ &\leq \#\{\mathbf{i} \in \mathcal{Q} : \mu(I_i) \geq a^{-\alpha} |I_i|^\alpha\} \\ &\leq a^{\alpha q} (ab)^{-f(\alpha)} r^{-f(\alpha)}, \end{aligned}$$

using (17.50). It follows that there is a number  $c$  such that for sufficiently small  $\varepsilon$  and  $r$

$$N_r(\alpha + \varepsilon) - N_r(\alpha - \varepsilon) \leq N_r(\alpha + \varepsilon) \leq cr^{-f(\alpha + \varepsilon)},$$

so, by (17.5),  $\overline{f}_C(\alpha) \leq f(\alpha + \varepsilon)$  for all  $\varepsilon > 0$ ; since  $f$  is continuous  $\overline{f}_C(\alpha) \leq f(\alpha)$ .  $\square$

The coarse spectrum, as we have defined it, is not well-enough behaved to give equality in (17.49) for  $\alpha$  corresponding to  $q < 0$ .

*Continuation of Example 17.1.* Proposition 17.9 allows us to complete our analysis of this example. With  $\beta(q) = \log(p_1^q + p_2^q) / \log 3$ , the coarse and fine multifractal spectra of  $\mu$  are equal to the Legendre transform  $f(\alpha)$  of  $\beta(q)$ , that is  $f_C(\alpha) = f_H(\alpha) = f(\alpha)$  for  $\alpha \in [\alpha_{\min}, \alpha_{\max}]$ , where  $\alpha_{\min} = \min_{i=1,2} \log p_i / -\log 3$  and  $\alpha_{\max} = \max_{i=1,2} \log p_i / -\log 3$ . As before, this leads to the parametric expression for  $f$  given in (17.14).

These methods generalize to many further multifractal measures. In particular, the derivation of the multifractal spectrum for self-similar measures extends to

self-similar measures on  $\mathbb{R}^n$  without difficulty, and the separation condition on the intervals  $S_i(I)$  can be weakened to the open set condition.

## 17.4 Notes and references

A great deal has been written on multifractals, and multifractal spectra have been calculated for many specific measures. We mention a small selection of references where further details may be found.

The idea of studying measures from a fractal viewpoint is implicit in Mandelbrot's essay (1982); see also Mandelbrot (1974). Legendre transformation was introduced into multifractal analysis in Frisch and Parisi (1985) and Halsey *et al.* (1986). Various approaches at a fairly basic level are given by Evertsz and Mandelbrot (1992), Falconer (1997), Feder (1988), McCauley (1993) and Tél (1988). Mandelbrot's 'Selecta' (1999) includes reprints of many papers, as well as a wide-ranging survey and a comprehensive bibliography on multifractals. The book by Harte (2001) gives a substantial treatment of the theory with many references, and in particular addresses statistical estimation of spectra.

Measure theoretic approaches to multifractal theory, including use of measures of Hausdorff type and the relationships between different types of spectra, are given by Brown, Michon and Peyrière (1992), Olsen (1995) and Pesin (1997). A careful treatment of the coarse theory is given by Riedi (1995).

Self-similar measures are analysed by Cawley and Mauldin (1992), and Edgar and Mauldin (1992) and Olsen (1994) extend this to graph-directed constructions of measures. For self-similar multifractals with infinitely many similarities, see Mandelbrot and Riedi (1995) and Mauldin and Urbański (1996). Extensions to random self-similar measures are considered by Mandelbrot (1974), Kahane and Peyrière (1976) and Olsen (1994), to self-conformal measures and weaker separation conditions by Patzschke (1997), and to vector-valued multifractals by Falconer and O'Neil (1996). McCauley (1993), Simpelaere (1994) and Pesin (1997) consider multifractal measures that occur in dynamical systems. Jaffard (1997) discusses the local form of functions from a multifractal viewpoint.

There are many other interesting aspects of multifractal behaviour, such as the interpretation of negative dimensions, see Mandelbrot (1991), and the geometrical properties of multifractals, such as their behaviour under projections, intersections or products, see Olsen (2000).

## Exercises

- 17.1 Find the Legendre transform of  $\beta(q) = e^{-q}$ .
- 17.2 Let  $\mu_1, \mu_2$  be finite measures on  $\mathbb{R}^n$  with disjoint supports, and define  $\nu = \mu_1 + \mu_2$ . Show that  $f_H^\nu(\alpha) = \max\{f_H^1(\alpha), f_H^2(\alpha)\}$  where  $f_H^\nu, f_H^1$  and  $f_H^2$  are the Hausdorff spectra of  $\nu, \mu_1$  and  $\mu_2$ . Deduce that  $f_H(\alpha)$  need not be concave over the range of  $\alpha$  for which it does not vanish.

- 17.3 Let  $\mu$  be a finite measure on  $\mathbb{R}^n$  and let  $g: \mathbb{R}^n \rightarrow \mathbb{R}^n$  be a bi-Lipschitz function. Define the image measure  $\nu$  on  $\mathbb{R}^n$  by  $\nu(A) = \mu(g^{-1}(A))$ . Show that the local dimensions  $\dim_{\text{loc}} \mu(x)$  and  $\dim_{\text{loc}} \nu(g(x))$  are equal when either exists. Hence show that  $f_H(\alpha)$  given by (17.17) is the same for both  $\nu$  and  $\mu$ .
- 17.4 Let  $\mu$  be a self-similar measure supported by the ‘middle half’ Cantor set, so  $c_1 = c_2 = \frac{1}{4}$ , with the mass repeatedly divided between the left and right parts in the ratio  $p_1 : p_2$ , where  $p_1 + p_2 = 1$  and  $p_1 < p_2$ . Show that  $\beta(q) = \log(p_1^q + p_2^q) / \log 4$ , and hence find  $\alpha$  and  $f$  in terms of the parameter  $q$ .
- 17.5 Let  $\mu$  be the measure on the middle half Cantor set of Exercise 17.4. For  $q \geq 0$  estimate the moment sums (17.6). [Hint: consider the case where  $r = 4^{-k}$  first.] Hence show that  $\beta(q)$  given by (17.7) coincides with that defined by that stated in Exercise 17.4.
- 17.6 Let  $\mu$  be a self-similar measure constructed by repeated subdivision of the support in the ratios  $c_1 = \frac{1}{2}$  and  $c_2 = \frac{1}{4}$  and of the measure in ratios  $p_1$  and  $p_2$ . Obtain an explicit formula for  $\beta(q)$ .
- 17.7 Let  $\mu$  be the measure of Example 17.1, with  $\beta$  given by (17.13). Show that  $\beta(q) - \beta(-q) = q \log(p_1 p_2) / \log 3$ . Hence show the multifractal spectrum  $f(\alpha)$  given by the Legendre transform (17.10) is symmetrical about  $\alpha = -\log(p_1 p_2) / 2 \log 3$ , that is  $f(\alpha) = f(-\log(p_1 p_2) / \log 3 - \alpha)$ .
- 17.8 Let  $\mu$  be the measure of Example 17.1, with  $0 < p_1 < p_2 < 1$  and  $\beta$  given by (17.13). Show that for large  $q$ ,  $\beta(q) = q \log p_2 / \log 3 + o(1)$  and obtain a similar expression for  $q$  large negative. (Here  $o(1)$  means a function of  $q$  that tends to 0 as  $q \rightarrow \infty$ .) Deduce that the asymptotes of the graph of  $\beta(q)$  pass through the origin, that  $\alpha_{\min} = -\log p_2 / \log 3$ ,  $\alpha_{\max} = -\log p_1 / \log 3$  and that  $f(\alpha_{\min}) = f(\alpha_{\max}) = 0$ .
- 17.9 For the self-similar measures discussed in Section 17.3, show that  $d^2 f / d\alpha^2 < 0$  for  $\alpha_{\min} < \alpha < \alpha_{\max}$ ; thus the  $f(\alpha)$  curve is strictly concave.
- 17.10 With  $\beta$  defined by (17.26), show that  $\beta(q) \leq 1 - q$  if  $0 < q \leq 1$  and  $\beta(q) \geq 1 - q$  if  $q \geq 1$ . (Hint: recall Hölder’s inequality:  $\sum_{i=1}^m a_i b_i \leq (\sum_{i=1}^m a_i^p)^{1/p} (\sum_{i=1}^m b_i^{p'})^{1/p'}$ , where  $1 < p < \infty$  and  $1/p + 1/p' = 1$ .)
- 17.11 Let  $\mu$  be a finite measure on  $\mathbb{R}^2$  and let  $\text{proj}$  denote projection onto a given line  $L$ . Define the projection of  $\mu$  onto  $L$  by  $(\text{proj } \mu)(A) = \mu\{x \in \mathbb{R}^2 : \text{proj } x \in A\}$  for  $A \subset L$ . For  $x \in \mathbb{R}^2$ , show that  $\overline{\lim}_{r \rightarrow 0} \log((\text{proj } \mu)(B_L(\text{proj } x, r))) / \log r \leq \overline{\lim}_{r \rightarrow 0} \log \mu(B(x, r)) / \log r$ , where  $B_L(y, r)$  is the interval within  $L$  of centre  $y$  and length  $2r$ .
- 17.12 Adapt the ‘Partial proof of Theorem 17.4’ to show that  $\dim_H F_\alpha \leq \beta(q) + q\alpha$  for the case of  $\alpha$  corresponding to  $q < 0$ . (Hint: consider  $\sum |I|^{\beta+q(\alpha-\varepsilon)}$  for intervals  $I$  with  $\mu(I) \leq |I|^{\alpha-\varepsilon}$ .)
- 17.13 Extend the ‘Partial proof of Theorem 17.4’ to show that, for  $\alpha$  corresponding to  $q > 0$ ,

$$\dim_H \{x \in F : \varliminf_{k \rightarrow \infty} \log \mu(I_k(x)) / \log |I_k(x)| \leq \alpha\} \leq f(\alpha).$$

- 17.14 Prove (17.36) when  $\alpha = \alpha_{\min}$ . (Hint: take  $\alpha$  close to  $\alpha_{\min}$ , and note that Proposition 17.7 remains true with (b) replaced by ‘for all  $x$  such that  $\log \mu(B(x, r)) / \log r \leq \alpha$  we have  $\lim_{r \rightarrow 0} \log \nu(B(x, r)) / \log r \leq f(\alpha)$ ’.)



## Chapter 18 Physical applications

Cloud boundaries, mountain skylines, coastlines, forked lightning, . . . ; these, and many other natural objects have a form much better described in fractal terms than by the straight lines and smooth curves of classical geometry. Fractal mathematics ought, therefore, to be well suited to modelling and making predictions about such phenomena.

There are, however, considerable difficulties in applying the mathematics of fractal geometry to real-life examples. We might estimate the box dimension of, say, the coastline of Britain by counting the number  $N_\delta$  of mesh squares of side  $\delta$  intersected by the coastline. For a range of  $\delta$  between 20 m and 200 km the graph of  $\log N_\delta$  against  $-\log \delta$  is closely matched by a straight line of slope about 1.2. Thus the power law  $N_\delta \simeq \text{constant} \times \delta^{-1.2}$  is valid for such  $\delta$  and it makes sense to say that the coastline has dimension 1.2 over this range of scales. However, as  $\delta$  gets smaller, this power law first becomes inaccurate and then meaningless. Similarly, with other physical examples, estimates of dimension using boxes of side  $\delta$  inevitably break down well before a molecular scale is reached.

The theory of fractals studied in Part I of this book depends on taking limits as  $\delta \rightarrow 0$ , which cannot be achieved in reality. There are no true fractals in nature—for that matter, there are no inextensible strings or frictionless pulleys either!

Nevertheless, it should be possible to apply the mathematical theory of ‘exact’ fractals to the ‘approximate’ fractals of nature, and this has been achieved convincingly in many situations. This is analogous to the well established use of classical geometry in science—for example, regarding the earth as spherical provides a good enough approximation for many calculations involving its gravitational field.

Perhaps the most convincing example of a physical phenomenon with a fractal model is that of Brownian motion; see Chapter 16. The underlying physical assumption, that a particle subject to random molecular bombardment moves with increments distributed according to a normal distribution, leads to the conclusion that the particle trail has dimension 2. This can be checked experimentally using box-counting methods. The motion can also be simulated on a computer, by plotting a trail formed by a large number of small random increments. The dimension of such computer realizations can also be estimated by box counting.

Brownian motion, which may be observed in reality or on a computer, has a fractal form predicted by a theoretical model. (It should, perhaps, be pointed out that even Brownian paths fail to be described by fractals on a very small scale, since infinite energy would be required for a particle to follow a nowhere-differentiable path of dimension 2.) Linking up experiment, simulation and theory must surely be the aim with other physical manifestations of fractals.

The study of fractals in nature thus proceeds on these three fronts: experiment, simulation and theory. Physical objects are observed and measured, dimensions and, perhaps, multifractal spectra are estimated over an appropriate range of scales, and their dependence on various parameters noted. Theoretical techniques, such as assuming the Projection theorem 6.1 to estimate the dimension of an object from a photograph, are sometimes used here. Of course, for a dimension to have any significance, repeating an experiment must lead to the same value.

Whilst a dimension may have some interest purely as a physical constant, it is much more satisfying if fractal properties can be explained in physical terms. Therefore, the next stage is to devise some sort of mechanism to explain the natural phenomena. Computational simulation then permits evaluation of various models by comparing characteristics, such as dimension, of the simulation and in reality. Computational methods are always approximate; this can actually be an advantage when modelling natural rather than exact fractals in that very small-scale effects will be neglected.

It is desirable to have a theoretical model that is mathematically manageable, with basic physical features, such as the apparent dimension, derivable from a mathematical argument. The model should account for the dependence of these features on the various parameters, and, ideally, be predictive as well as descriptive. Fractal phenomena in nature are often rather complicated to describe, and various assumptions and approximations may be required in setting up and analysing a mathematical model. Of course, the ability to do this in a way that preserves the physical content is the mark of a good theoretical scientist! Sometimes differential equations may describe a physical situation, and fractal attractors can often result; see Section 13.5. On the other hand, analysis of differential equations where the boundary or domain is fractal can present problems of an entirely different nature.

There is a vast literature devoted to examining fractal phenomena in these ways; often agreement of dimension between experiment, simulation and theory is surprisingly good. Moreover, analysis of dimension has been used effectively to isolate the dominant features underlying certain physical processes. Nevertheless, there is still a long way to go. Questions such as ‘Why do projections of clouds have perimeters of dimension 1.35 over a very wide range of scales?’, ‘How does the dimension of the surface of a metal affect the physical properties such as radiation of heat or the coefficient of friction?’ and ‘What are the geological processes that lead to a landscape of dimension 2.2?’ should be answered in the framework of fractal modelling.

For most experimental purposes, box-counting dimension has to be used. With  $N_\delta$  defined by one of the Equivalent Definitions 3.1, the dimension of an object

is usually found by estimating the gradient of a graph of  $\log N_\delta$  against  $-\log \delta$ . We often wish to estimate the dimension of a theoretical exact fractal  $F$  by box counting on a physical approximation  $E$ . To do this, boxes that are large compared with the accuracy of the approximation must be used. More precisely, if  $d(E, F) \leq \varepsilon$  where  $d$  denotes Hausdorff distance, and  $N_\delta(E)$  and  $N_\delta(F)$  are the number of balls of radius  $\delta$  required to cover the sets, it is easy to see that

$$N_{\delta+\varepsilon}(E) \leq N_\delta(F) \leq N_{\delta-\varepsilon}(E)$$

for  $\delta > \varepsilon$ , and this may be taken into account when estimating  $\dim_H F$  from log-log plots of measurements of  $E$ . It is also worth remembering, as we have indicated in various instances throughout the book, that there are often theoretical reasons for supposing that exact fractals have equal box and Hausdorff dimensions.

Sometimes other quantities are more convenient to measure than dimension. For example, in the case of a time-dependent signal, the autocorrelation function (see Section 11.2) might be measured, with equation (11.20) providing an indication of the dimension.

We now examine in more detail some specific physical examples where fractal analysis can aid understanding of physical processes.

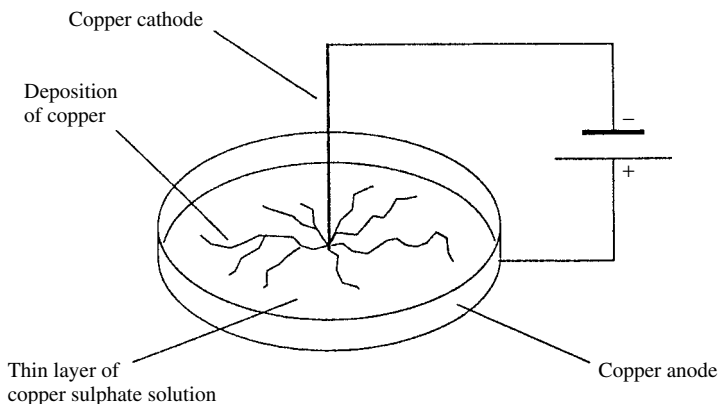
## 18.1 Fractal growth

Many natural objects grow in an apparently fractal form, with branches repeatedly splitting and begetting smaller side branches. When viewed at appropriate scales, certain trees, root systems and plants (in particular more primitive ones such as lichens, mosses and seaweeds) appear as fractals. Forked patterns of lightning or other electrical discharges, and the ‘viscous fingering’ that occurs when water is injected into a viscous liquid such as oil also have a branched fractal form. During electrolysis of copper sulphate solution, the copper deposit at the cathode grows in a fractal pattern.

The biological laws that govern plant growth are far too complex to be used as a basis for a mathematical model. However, other phenomena may be modelled by relatively simple growth laws and we examine some of these.

A simple experiment demonstrates fractal growth by electrolysis of copper sulphate ( $\text{CuSO}_4$ ); see figure 18.1. The bottom of a circular dish is covered with a little copper sulphate solution. A copper cathode is suspended in the centre of the dish and a strip of copper is curved around the edge of the dish to form an anode. If a potential of a few volts is applied between the electrodes, then, after a few minutes, a deposit of copper starts to form around the cathode. After half an hour or so the copper deposit will have extended into fractal fingers several inches long.

The mechanism for this electrolysis is as follows. In solution, the copper sulphate splits into copper  $\text{Cu}^{2+}$  ions and sulphate  $\text{SO}_4^{2-}$  ions which drift around

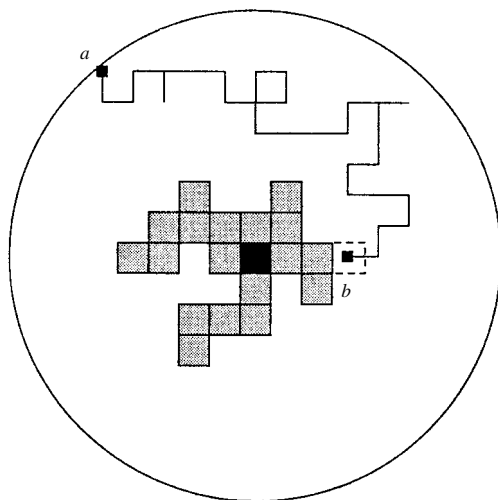


**Figure 18.1** Electrolysis of copper sulphate leads to fractal-like deposits of copper growing outwards from the cathode

in a random manner. When the voltage is applied, the copper ions that hit the cathode receive two electrons, and are deposited as copper. Copper ions that hit any copper already formed are also deposited as copper, so the residue grows away from the cathode. Assuming that the copper ions move in a sufficiently random manner, for example following Brownian paths (see Chapter 16), ions are more likely to hit the exposed finger ends than the earlier parts of the deposition which tend to be ‘protected’ by subsequent growth. Thus it is at least plausible that growth of the copper deposit will be in thin, branching fingers rather than in a solid ‘block’ around the cathode.

In the experiment described, the  $\text{Cu}^{2+}$  ions follow a Brownian path with a drift towards the cathode superimposed as a result of the electric field between cathode and anode. Enriching the sulphate in the solution, for example, by addition of sodium sulphate, screens the copper ions from the electric field. Fractal deposits still occur, but this situation is more convenient for mathematical modelling since the  $\text{Cu}^{2+}$  ions may be assumed to follow Brownian paths. A similar process occurs in electrolysis of zinc sulphate ( $\text{ZnSO}_4$ ) with a zinc anode and carbon cathode, with fingers of zinc growing out from the cathode.

The *diffusion-limited aggregation* (DLA) model provides a convincing simulation of the growth. The model is based on a lattice of small squares. An initial square is shaded to represent the cathode, and a large circle is drawn centred on this square. A particle is released from a random point on the perimeter of the circle, and allowed to follow a Brownian path until it either leaves the circle, or reaches a square neighbouring a shaded one, in which case that square is also shaded. As this process is repeated a large number of times, a connected set of squares grows outward from the initial one. It is computationally more convenient to let the particle follow a random walk (which gives an approximation to a Brownian path), so when the particle is released, it moves, with probability  $\frac{1}{4}$  each, left, right, up or down to a neighbouring square, continuing until it leaves the




**Figure 18.2** The diffusion-limited aggregation (DLA) model. A particle is released from a random point  $a$  on the circle and performs a random walk until it either leaves the circle or reaches a square  $b$  next to one that has already been shaded, in which case this square is also shaded

circle or occupies a square next to a shaded one; see figure 18.2. (There are ways of shortening the computation required; for example, if the particle is  $k$  squares away from the shaded part the particle might as well move  $k$  steps at once.)

Running the model for, say, 10,000 shaded squares gives a highly branched picture (figure 18.3) that resembles the patterns in the electrolysis experiment. Main branches radiate from the initial point and bifurcate as they grow, giving rise to subsidiary side branches, all tending to grow outwards. It is natural to use box-counting methods to estimate the dimension of these structures on scales larger than a square side, and there is a remarkably close agreement between the electrolysis experiment and the simulation, with a value for the dimension of about 1.70, and 2.43 for the 3-dimensional analogue.

The DLA model may be thought of as a representation of a succession of ions released from a distance one after another. Whilst this provides a good model for the form of the deposit, it gives little idea of its development with time, which depends on a large number of ions in simultaneous random motion that adhere to the copper deposit on meeting it. Therefore, a ‘continuous’ version of this ‘discrete’ model is useful. Suppose that the large number of copper ions in the solution have density  $u(x, t)$  at point  $x$  and time  $t$ , so that the number of ions in a very small disc of area  $\delta x$  and centre  $x$  is  $u(x, t)\delta x$ . Assuming that the ions follow independent Brownian paths, the ions that are in this small disc at time  $t$  will have spread out to have density at point  $x'$  and time  $t + h$  given by the 2-dimensional normal distribution

$$\delta u(x', t + h) = (2\pi)^{-1} h^{-1} \exp\left(-\frac{(x - x')^2}{2h}\right) u(x, t) \delta x$$



**Figure 18.3** A computer realization of diffusion-limited aggregation. The square was divided into a  $700 \times 700$  mesh from which 16,000 squares were selected using the method described

(see (16.3)) and so

$$u(x', t + h) = (2\pi)^{-1} h^{-1} \int \exp\left(-\frac{(x - x')^2}{2h}\right) u(x, t) dx$$

where integration is across the fluid region. This assumes that  $h$  is small relative to the distance of  $x'$  from the deposit and the boundary, so that the effect of the introduction or removal of ions can be neglected. Differentiating under the integral sign with respect to  $x'$  and  $h$  gives

$$\partial u / \partial t = \frac{1}{2} \nabla^2 u \quad (18.1)$$

as the differential equation governing the change of the ion density in the solution. This is the well known diffusion equation or heat equation in two dimensions.

We need to specify the boundary conditions for this differential equation. At the outer boundary, say a circle of radius  $r_0$ , ions are supplied at a constant rate, so

$$u = u_0 \quad \text{on } |x| = r_0. \quad (18.2)$$

Denote the boundary of the copper deposit at time  $t$  by  $F_t$ . Sufficiently close to this boundary, virtually all the ions lose their charge, so

$$u = 0 \quad (18.3)$$

on  $F_t$ . Since the discharged ions are deposited as metallic copper, the rate of advance  $v$  of the boundary  $F_t$  is in a direction  $n$  normal to  $F_t$ , equal in magnitude to the derivative of the concentration in a direction  $n$  normal to  $F_t$ . Thus, for a constant  $k$ ,

$$v_n = kn \cdot \nabla u \quad (18.4)$$

on  $F_t$ . (We are assuming that  $F_t$  is actually smooth on a very small scale.)

Provided that the growth remains a long way from the outer electrode, the diffusion rate is, to a good approximation, time independent, so (18.1) may be replaced by Laplace's equation

$$\nabla^2 u = 0. \quad (18.5)$$

Solving this with boundary conditions (18.2) and (18.3) allows the rate of growth of the deposit to be found, using (18.4).

These equations alone are too idealized to provide an accurate model. First, to prevent the equation being unstable with respect to surface irregularities, a short scale 'cut-off' for the equations is required. This is provided in the square-lattice DLA model—if a particle gets close enough, it sticks to the aggregate. Second, our derivation of the differential equations assumed a continuously varying particle density, rather than a large number of discrete particles. It is the random variation in motion of these individual particles that creates the irregularities that are amplified into the branching fingers. Thus (18.4) needs to be modified to include a random perturbation

$$v_n = kn \cdot \nabla u + p \quad (18.6)$$

where  $p$  may be thought of as a 'noise' term. Both of these features are present in the square-lattice DLA model, which is consequently more suitable for simulation of the growth form than direct numerical attempts to solve the differential equations.

One interpretation of the square-lattice DLA model is as providing a spatial solution of equations (18.2)–(18.5) subject to a small random perturbation of the boundary  $F_t$ . Surprisingly, the same differential equations and boundary conditions describe several rather different physical phenomena. The DLA model may therefore be expected to apply to some degree in these different cases.

The growth of viscous fingers in a fluid is an example. Suppose two glass plates are fixed a small distance apart (perhaps  $\frac{1}{2}$  mm) and the region in between is filled with a viscous liquid such as an oil. (This apparatus is called a Hele-Shaw cell.) If a low-viscosity liquid such as water is injected through a small hole in one of the plates, then, under certain conditions, the water spreads out into the

oil in thin highly branched fingers. The patterns resemble closely the deposits of copper in the electrolysis experiment.

Lubrication theory tells us that in this situation the velocity of flow  $v$  of the oil is proportional to the pressure gradient.

$$v = -c\nabla p \quad (18.7)$$

where  $p(x)$  is the pressure at a point  $x$  in the oil. The oil is assumed incompressible, so the velocity has zero divergence  $\nabla \cdot v = 0$ , giving

$$\nabla^2 p = 0$$

throughout the oil. If the viscosity of the water is negligible compared with that of the oil, then the pressure throughout the water is effectively constant. Thus we have the boundary conditions

$$p(x) = p_0$$

at the fluid interface, and

$$p(x) = 0$$

at a large distance  $r_0$  from the point of injection. Thus the pressure difference  $u(x) = p_0 - p(x)$  satisfies the differential equation (18.5) and boundary conditions (18.2) and (18.3) of the electrolysis example. Furthermore, at the fluid interface, the pressure gradient in the oil is normal to the boundary (since the pressure is constant on the boundary), so (18.4) gives the rate of advance of the boundary,  $v_n = -kn \cdot \nabla p$ , with short-range cut-off provided by surface tension effects. The pressure is analogous to the ion density in the electrolysis example.

It is perhaps, therefore, not surprising that under certain conditions the viscous fingers resemble the patterns produced by the square-lattice DLA model. Whilst the element of randomness inherent in the electrolysis example is lacking, irregularities in the interface are nevertheless amplified to give the fingering effect.

A very similar situation pertains for fluid flow through a porous medium—(18.7) is Darcy's law governing such flow. Fractal fingering can also occur in this situation.

Electrical discharge in a gas provides a further example. The electrostatic potential  $u$  satisfies Laplace's equation  $\nabla^2 u = 0$  away from the ionized region of discharge. The ionized path conducts well enough to be regarded as being at constant potential, so  $u$  satisfies the same boundary conditions as in the viscous fingering example. The (questionable) assumption that the rate of breakdown is proportional to the electric field gives equation (18.4). This is another example with similar differential equations, for which the square-mesh DLA model provides a realistic picture.

Under suitable experimental conditions, the growth patterns in electrolysis, viscous fingering and electrical discharge have a dimension of about 1.7 when estimated over a suitable range of scales. This coincides with the value obtained from



computer studies of square-mesh DLA. Although the theoretical explanations of such phenomena are not always entirely satisfactory, the universality of this dimension is very striking.

## 18.2 Singularities of electrostatic and gravitational potentials

The electrostatic potential at a point  $x$  due to a charge distribution  $\mu$  or the gravitational potential due to a mass distribution  $\mu$  in  $\mathbb{R}^3$  is given by

$$\phi(x) = \int \frac{d\mu(y)}{|x - y|}. \quad (18.8)$$

We show that the dimension of the singularity set of the potential, i.e. the set of  $x$  for which  $\phi(x) = \infty$ , cannot be too large.

### Proposition 18.1

*Let  $\mu$  be a mass distribution of bounded support on  $\mathbb{R}^3$ . Suppose that the potential (18.8) has singularity set  $F = \{x : \phi(x) = \infty\}$ . Then  $\dim_{\mathbb{H}} F \leq 1$ .*

*Proof.* Suppose  $s > 1$ . Let  $x \in \mathbb{R}^3$  and write  $m(r) = \mu(B(x, r))$  for  $r > 0$ . Suppose that there are numbers  $a > 0$ ,  $c > 0$  such that  $m(r) \leq cr^s$  for all  $0 < r \leq a$ . Then

$$\begin{aligned} \phi(x) &= \int_{|x-y| \leq a} \frac{d\mu(x)}{|x-y|} + \int_{|x-y| > a} \frac{d\mu(x)}{|x-y|} \\ &\leq \int_{r=0}^a \frac{dm(r)}{r} + \int_{|x-y| > a} \frac{d\mu(x)}{a} \\ &\leq [r^{-1}m(r)]_0^a + \int_0^a r^{-2}m(r)dr + a^{-1}\mu(\mathbb{R}^3) \\ &\leq c(1 + (s-1)^{-1})a^{s-1} + a^{-1}\mu(\mathbb{R}^3) < \infty, \end{aligned}$$

after integrating by parts. So, if  $x \in F$ , we must have that  $\overline{\lim}_{r \rightarrow \infty} (\mu(B(x, r))/r^s) \geq c$  for all  $c > 0$ . It follows from Proposition 4.9(b) that  $\mathcal{H}^s(F) = 0$  for  $s > 1$ , as required.  $\square$

Often  $\mu$  is expressible in terms of a ‘density function’  $f$ , so that  $\mu(A) = \int_A f(x)dx$  for Borel sets  $A$ , and (18.8) becomes

$$\phi(x) = \int \frac{f(y)}{|x - y|} dy. \quad (18.9)$$

Given certain conditions on  $f$ , for example if  $\int |f(x)|^p dx < \infty$  for some  $p > 1$ , similar methods can be used to place further bounds on the dimension of the singularity set, see Exercise 18.5.

It is easily verified that, if  $f$  is a sufficiently smooth function, then (18.9) is the solution of Poisson's equation

$$\nabla^2 \phi = -4\pi f$$

satisfying  $\phi(x) \rightarrow 0$  as  $|x| \rightarrow \infty$ . For a general integrable function  $f$  the potential  $\phi$  need not be differentiable. Nevertheless (18.9) may be regarded as a *weak solution* of Poisson's equation in a sense that can be made precise using the theory of distributions. This technique extends, in a non-trivial way, to give bounds for the dimension of the singularity sets of weak solutions of other partial differential equations.

## 18.3 Fluid dynamics and turbulence

Despite many years of intense study, turbulence in fluids is still not fully understood. Slowly moving fluids tend to flow in a smooth unbroken manner, which is described accurately by the Navier–Stokes equations—the fundamental differential equations of fluid dynamics. Such smooth flow is termed *laminar*. At higher speeds, the flow often becomes *turbulent*, with the fluid particles following convoluted paths of rapidly varying velocity with eddies and irregularities at all scales. Readers will no doubt be familiar with the change from laminar to turbulent flow as a tap is turned from low to full. Although the exact form of turbulent flow is irregular and unpredictable, its overall features are consistently present.

There is no uniformly accepted definition of turbulent flow—this has the advantage that it can reasonably be identified with any convenient ‘singular feature’ of a flow description. We consider a model in which turbulence is manifested by a significant local generation of heat due to viscosity, i.e. ‘fluid friction’, at points of intense activity.

At reasonably small scales, turbulence may be regarded as isotropic, i.e. direction independent. Our intuitive understanding of isotropic turbulence stems largely from the qualitative approach of Kolmogorov rather than from an analysis of differential equations. Kolmogorov's model is based on the idea that kinetic energy is introduced into a fluid on a large scale, such as by stirring. However, kinetic energy can only be dissipated (in the form of heat) on very small scales where the effect of viscosity becomes important. At intermediate scales dissipation can be neglected. If there are circulating eddies on all scales, then energy is transferred by the motion of the fluid through a sequence of eddies of decreasing size, until it reaches the small eddies at which dissipation occurs. If, as Kolmogorov assumed, the fluid region is filled by eddies of all scales, then dissipation of energy as heat should occur uniformly throughout the fluid.

Let  $\varepsilon(x)$  be the rate of dissipation per unit volume at the point  $x$ , so that the heat generated in a small volume  $\delta V$  around  $x$  in time  $\delta t$  is  $\varepsilon(x)\delta V\delta t$ . Then, on the assumption of uniform dissipation

$$\varepsilon(x) = \bar{\varepsilon} \quad \text{for all } x \text{ in } D$$

where  $\bar{\varepsilon}$  is the rate of input of energy into the fluid region  $D$ , which is assumed to have unit volume.

Although such ‘homogeneous’ turbulence is appealing in its simplicity, it is not supported by experimental observations. Measurements using a hot-wire anemometer show that in a turbulent fluid the rate of dissipation differs greatly in different parts of the fluid. This is the phenomenon of intermittency. Dissipation is high in some regions and very low in others, whereas the Kolmogorov model requires it to be constant. This variation can be quantified using correlation functions. For a small vector  $h$  the correlation of dissipation rates between points distance  $h$  apart is given by

$$\langle \varepsilon(x)\varepsilon(x+h) \rangle \quad (18.10)$$

where angle brackets denote the average over all  $x$  in  $D$ . If dissipation were constant we would have  $\langle \varepsilon(x)\varepsilon(x+h) \rangle = \bar{\varepsilon}^2$ . However, experiment indicates that

$$\langle \varepsilon(x)\varepsilon(x+h) \rangle \simeq \bar{\varepsilon}^2 |h|^{-d} \quad (18.11)$$

for a value of  $d$  between 0.4 and 0.5.

The Kolmogorov model can be modified to explain the intermittency by assuming that, instead of the eddies at each scale filling space, the eddies fill a successively smaller proportion of space as their size decreases. Kinetic energy is introduced into the largest eddy and passed through eddies of decreasing size until it is dissipated at the smallest scale. Now, however, the energy and dissipation are concentrated on a small part of the fluid. The cascade of eddies may be visualized as the first  $k$  stages  $E_i$  of the construction of a self-similar fractal  $F$  (see Chapter 9) where  $k$  is quite large, with dissipation occurring across the  $k$ th stage  $E_k$ . For convenience, we assume that each  $k$ th level basic set of  $E_i$  is replaced by a constant number of sets of equal size to form  $E_{i+1}$ .

If  $A$  is a subset of  $D$ , we define  $\mu(A) = \int_A \varepsilon(x)dx$  as the total rate of dissipation of energy in the set  $A$ ; thus  $\mu(D) = \bar{\varepsilon}$ , the rate of energy input. Then  $\mu$  has the properties of a mass distribution on  $D$ . Moreover, if we assume that the rate of dissipation in each component of  $E_i$  is divided equally between the equal-sized subcomponents in  $E_{i+1}$ , we have, as a simple consequence of  $F$  being self-similar of Hausdorff or box dimension  $s$ , that

$$c_1 \bar{\varepsilon} r^s \leq \mu(B(x, r)) \leq c_2 \bar{\varepsilon} r^s$$

if  $x \in F$  and  $0 < r < r_0$ , where  $c_1$  and  $c_2$  are positive constants (see Exercise 9.11). These inequalities hold for the limit  $F$  as the size of the dissipation eddies tends to 0, but also for the physical approximation  $E_k$ , provided that  $r$  is larger than the dissipation scale. Then

$$\begin{aligned} \int_{|h| \leq r} \langle \varepsilon(x)\varepsilon(x+h) \rangle dh &= \int_{x \in D} \int_{|h| \leq r} \varepsilon(x)\varepsilon(x+h) dh dx \\ &= \int_{x \in D} \varepsilon(x) \mu(B(x, r)) dx \\ &= \int_{x \in E_k} \varepsilon(x) \mu(B(x, r)) dx \end{aligned}$$

since dissipation is concentrated on  $E_k$ , so

$$c_1 \bar{\varepsilon}^2 r^s \leq \int_{|h| \leq r} \langle \varepsilon(x) \varepsilon(x+h) \rangle dh \leq c_2 \bar{\varepsilon}^2 r^s. \quad (18.12)$$

This may be achieved if the correlation satisfies a power law

$$\langle \varepsilon(x) \varepsilon(x+h) \rangle \simeq \bar{\varepsilon}^2 |h|^{s-3}$$

for then the integral in (18.12) becomes

$$4\pi \int_{t=0}^r \bar{\varepsilon}^2 t^{s-3} t^2 dt = 4\pi \bar{\varepsilon}^2 r^s / s.$$

Comparison with (18.11) suggests that  $s = 3 - d$ , so the hypothesis of ‘fractally homogeneous turbulence’, that dissipation is concentrated on an approximate fractal of dimension between 2.5 and 2.6, is consistent with experimental results.

It is natural to seek theoretical reasons for the turbulent region to have a fractal form. One possible explanation is in terms of the vortex tubes in the fluid. According to Kelvin’s circulation theorem, such tubes are preserved throughout the motion, at least in the approximation of inviscid flow. However, the vortex tubes are stretched by the fluid motion, and become long and thin. Repeated folding is necessary to accommodate this length, so the tubes might assume an approximate fractal form not unlike the horseshoe example in figure 13.5.

The behaviour of a (viscous) fluid should be predicted by the Navier–Stokes equation

$$\frac{\partial u}{\partial t} + (u \cdot \nabla)u - \nu \nabla^2 u + \nabla p = f \quad (18.13)$$

where  $u$  is the velocity,  $p$  is the pressure,  $\nu$  is viscosity and  $f$  is the applied force density. Deducing the existence of fractal regions of activity from the Navier–Stokes equation is far from easy. Nevertheless, the method indicated in Section 18.2 may be generalized beyond recognition to demonstrate rigorously that, for example, the set on which a solution  $u(x, t)$  of (18.13) fails to be bounded for all  $t$  has dimension at most  $2\frac{1}{2}$ . Thus it is possible to show from the equations of fluid flow that certain types of ‘intense activity’ must be concentrated on sets of small dimension.

## 18.4 Fractal antennas

A remarkable application of fractals is their use as antennas in high frequency radio and in particular in mobile telephones. There are two advantages of using fractals. First, the ‘space-filling’ nature of some fractals, such as variations on the von Koch curve, allow a high response fractal antenna to be fitted into a relatively small space. Secondly, depending on their geometry, antennas can be

multiband with resonant frequencies reflecting the self-similarities of the fractal, or alternatively can have frequency independent response, for example in the case of certain random fractal antennas.

Electrodynamics, and in particular the behaviour of radio waves, is governed by Maxwell's equations. Assume a time dependence of the electromagnetic quantities proportional to  $e^{i\omega t}$ , where  $\omega$  is the frequency, so that the electric field at the point  $x$  is  $e^{i\omega t}\mathbf{E}(x)$  and the magnetic field is  $e^{i\omega t}\mathbf{H}(x)$ . Then Maxwell's 'curl' equations in a vacuum reduce to

$$\nabla \times \mathbf{E} = -i\omega\mu\mathbf{H}$$

$$\nabla \times \mathbf{H} = i\omega\varepsilon\mathbf{E},$$

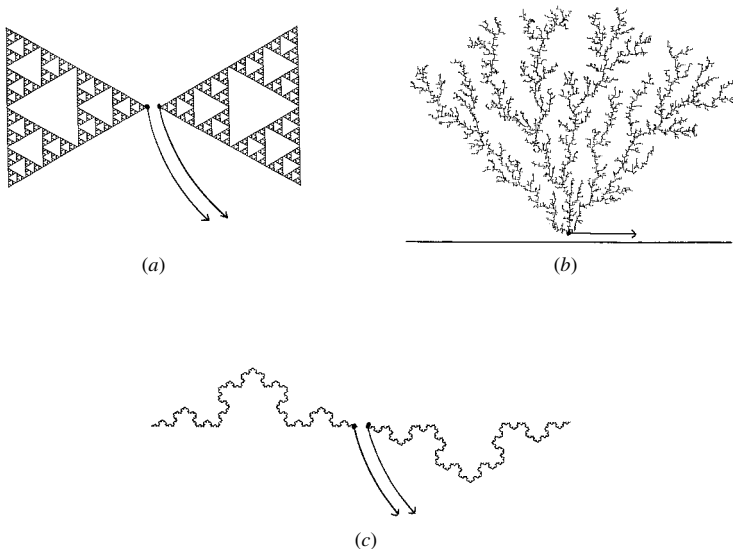
where  $\varepsilon$  is the permittivity and  $\mu$  the permeability of space. It is immediate that these equations are invariant under the pair of transformations

$$x \mapsto \lambda x \quad \text{and} \quad \omega \mapsto \omega/\lambda,$$

for every (positive or negative) scalar  $\lambda$ , with both sides of the equations multiplied by  $1/\lambda$  under the transformations.

If the antenna has a similar form when scaled by a factor  $\lambda$ , the boundary conditions for Maxwell's equations are similar under this scaling, so the radiation properties might be expected to behave in a similar manner when the frequency is scaled by  $1/\lambda$ , that is when the wavelength is scaled by  $\lambda$ .

This is borne out in the *Sierpiński dipole*, a practical instance of a fractal antenna, see figure 18.4. In one realization, two Sierpiński triangles are etched on



**Figure 18.4** Fractal antennas, showing feed lines. (a) Sierpiński dipole, (b) random tree antenna, (c) von Koch dipole

a printed circuit board, vertex to vertex (a fractal ‘bow-tie’), with the vertices fed by a two-wire transmission line from a transmitter or receiver. The fundamental frequency of the antenna corresponds to a wavelength comparable to the overall diameter of the Sierpiński triangle. Sharp peaks are observed in the antenna response at  $1, \frac{1}{2}, \frac{1}{4}, \frac{1}{8}$  and  $\frac{1}{16}$  times this wavelength, these ratios corresponding to the fundamental similarity ratios of the triangle, bearing out the above argument. At each of these resonances the current density is concentrated on the pair of similar copies of the Sierpiński triangle nearest to the feed point and at the appropriate scale. Varying the construction parameters of the Sierpiński triangle leads to antennas with other sequences of bands.

Random fractals can be used to construct antennas suitable for a continuous range of frequencies. For example, tree antennas, which are statistical self-similar at all scales (such as those generated by electrochemical deposition of the form of figure 18.3), give a relatively constant response across a range of frequencies. These compare well with traditional antennas designed for a continuous frequency band.

## 18.5 Fractals in finance

Examination of graphs of share prices, exchange rates, etc., suggests some sort of self-affine scaling, that is for a number  $0 < \alpha < 1$ , if  $X(t)$  is the share price at time  $t$  then the increment  $X(\gamma t) - X(\gamma t_0)$  has similar overall form to the increment  $\gamma^\alpha(X(t) - X(t_0))$  for a range of  $t > t_0$  and  $\gamma > 0$ . This suggests that a statistically self-affine process or even a deterministic self-affine function might be appropriate for modelling prices. Moreover, the self-affinity assumption has many consequences for features of the process modelled.

Because of its central place in stochastic processes, Brownian motion (see Section 16.1) is the most natural statistically self-affine model to try. Together with its variants, it is the basis for many financial models.

Let  $X$  be Brownian motion on  $[0, \infty)$ ; we might think of a realization of  $X(t)$  as the price, or perhaps the logarithm of the price, of some stock at time  $t$ . A crucial feature of Brownian motion is the martingale or independent increment property: given the process up to time  $t$ , the expected value of  $X(t+h)$  is just  $X(t)$ , for all  $h > 0$ , reflecting that the future value of the stock is unpredictable, with a profit as likely as a loss.

If we now take  $X$  to be index- $\alpha$  fractional Brownian motion (Section 16.2), the increments are no longer independent, but are correlated, i.e.  $E((X(t) - X(0))(X(t+h) - X(t))) > 0$  or  $< 0$ , according to whether  $\alpha > \frac{1}{2}$  or  $\alpha < \frac{1}{2}$ . Moreover, if  $\alpha > \frac{1}{2}$  the process has *long range dependence*, that is, for fixed small  $h$ , the covariances of the increments

$$\begin{aligned} E((X(h) - X(0))(X(t+h) - X(t))) &= \frac{1}{2}[(t+h)^{2\alpha} + (t-h)^{2\alpha} - 2t^{2\alpha}] \\ &\simeq \alpha(2\alpha - 1)t^{2\alpha-2}h^2 \end{aligned}$$

die away slowly as  $t$  increases, in the sense that  $\sum_{k=0}^{\infty} \mathbf{E}((X(h) - X(0))(X(k+h) - X(k))) \sim \sum_{k=0}^{\infty} k^{2\alpha-2}$  diverges. An interpretation might be that if, for some  $\alpha > \frac{1}{2}$ , index- $\alpha$  fractional Brownian motion provides a reasonable model of prices then we may make inference on the future behaviour of share prices by studying past variations.

Many further variants are possible, for example taking  $cX(t) + at$  where  $X$  is index- $\alpha$  fractional Brownian motion and  $a$  and  $c$  are positive constants, adds a ‘drift’ to the process, with an underlying upward trend of rate  $a$ . Given financial data over a range of  $t$ , statistical methods may be used to estimate appropriate values of  $\alpha$ ,  $a$  and  $c$ .

At first sight, realizations of Brownian motion appear qualitatively similar to share prices or exchange rates, but a more careful examination shows marked differences, see figure 18.5(a) and (c). Brownian motion does not exhibit the sudden jumps and periods of intense activity, or ‘volatility’, observed in prices. This is exemplified by considering increments: for fixed small  $h > 0$ , the increment  $X(t+h) - X(t)$  regarded as a function of  $t$  appears as a ‘noise’ of fairly constant amplitude if  $X$  is Brownian motion, figure 18.6(a), whereas for stock prices it has very marked sharp peaks and dips rising above the ambient noise level, corresponding to price jumps, figure 18.6(c).

One way this might arise is if  $X$  has a multifractal structure as a function, that is with a relatively small set of times  $t$  where the local fluctuations are exceptionally large. This may be made precise in terms of the dimensions of the sets

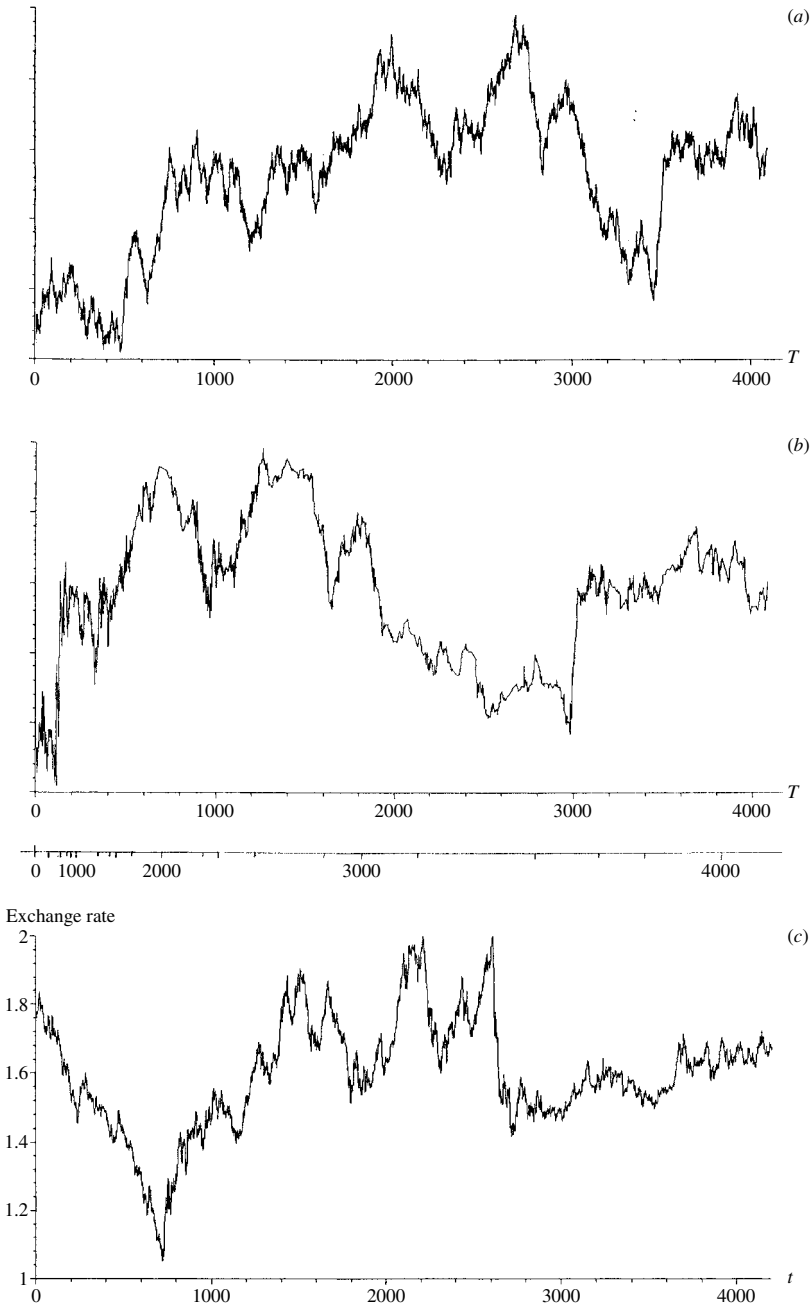
$$E_a = \left\{ t : \liminf_{h \rightarrow 0} \frac{\log |X(t+h) - X(t)|}{\log |h|} = a \right\};$$

thus,  $E_a$  comprises those  $t$  at which the Hölder exponent of  $X$  is  $a$ , an analogue of (17.16) for functions. There are several ways of modelling these more extreme fluctuations. A self-affine curve (Section 11.1) with a ‘generator’ that has several different gradients, has fluctuating Hölder exponents and can yield graphs with many of the features of share prices.

A more sophisticated approach uses *multifractal time*. The underlying idea is that prices follow Brownian or fractional Brownian motion, but with respect to rescaled or ‘warped’ time called *trading time*  $T(t)$ . Thus, when the market is volatile a short period in real time  $t$  is stretched to a long period of trading time  $T$ , whilst in inactive periods, a long  $t$  period corresponds to a short  $T$  period, figures 18.5(b) and 18.6(b).

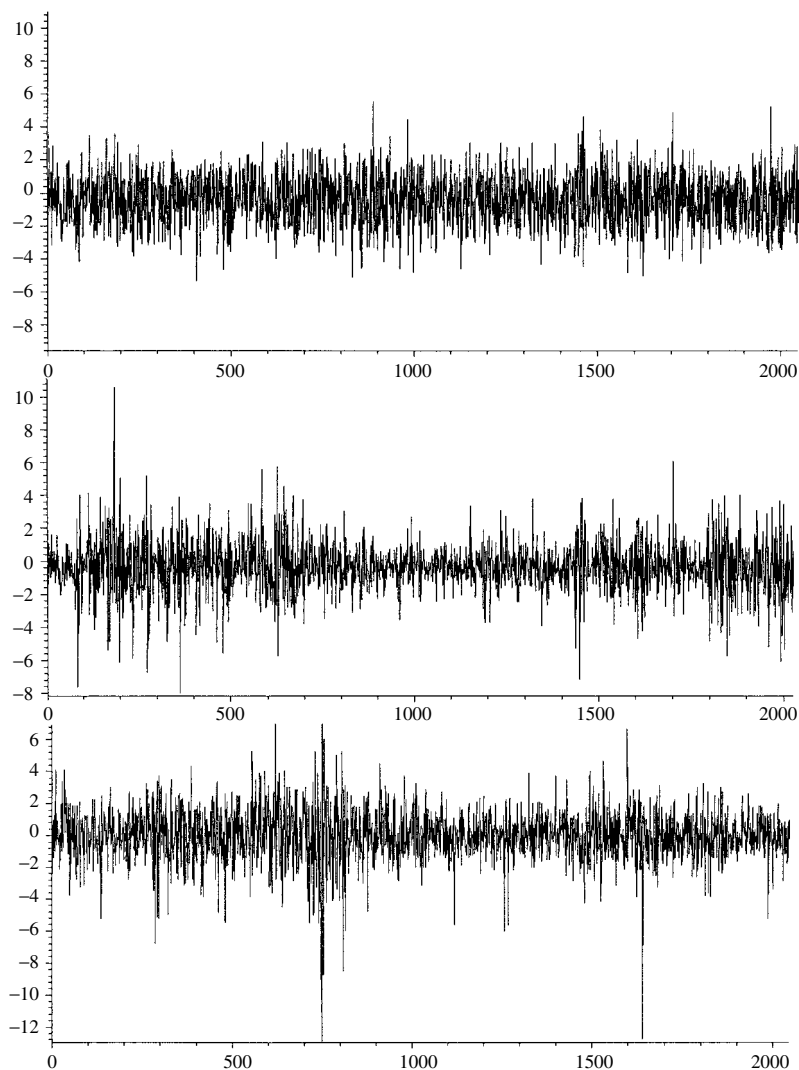
Let  $\mu$  be a measure on  $\mathbb{R}^+$ , typically a multifractal measure. For  $t \geq 0$  we define the trading time  $T(t) = \mu[0, t] = \int_0^t d\mu$ . Writing  $B^\alpha$  for index- $\alpha$  Brownian motion, we set  $X(t) = B^\alpha(T(t))$ . Given  $T$ , then  $X(t)$  is a zero mean Gaussian process with variance of increments given by

$$\begin{aligned} \mathbf{E}(X(t+h) - X(t))^2 &= \mathbf{E}(B^\alpha(T(t+h)) - B^\alpha(T(t)))^2 \\ &= |T(t+h) - T(t)|^{2\alpha} = \mu[t, t+h]^{2\alpha} \sim |h|^{2\gamma\alpha} \quad (18.14) \end{aligned}$$



**Figure 18.5** (a) Brownian motion, (b) the same realization of Brownian motion with respect to 'trading time'  $T$ , given by a multifractal 'warp' of real time  $t$ , (c) daily dollar/pound exchange rates over 11 years. The combination of periods of low volatility interspersed with periods of high activity is more reminiscent of (b) than of (a)





**Figure 18.6** (a) Increments of Brownian motion; (b) increments of Brownian motion ‘warped’ by multifractal time; (c) real data: increments of a stock price over period of  $5\frac{1}{2}$  years. The character of (c) is closer to (b) than to (a)

if  $t \in F_\gamma$ , where

$$F_\gamma = \left\{ t : \lim_{h \rightarrow 0} \frac{\log \mu[t, t+h]}{\log h} = \gamma \right\}$$

is the set of times where  $\mu$  has a local dimension  $\gamma$ . Thus, the volatility of  $X$  at  $t$  depends on the local dimension of  $\mu$  at  $t$ , and so the distribution of times

of high and low activity in the share prices depends on the multifractal structure of  $\mu$ . If we develop the model to make  $\mu$  a random multifractal measure, the trading time  $T$  becomes a random process, so that the times of high and low activity are random.

Statistical methods may be applied to real price data to estimate  $\alpha$  and the multifractal spectrum required for  $\mu$ , which may be related to the ‘multifractal spectrum of  $X$ ’ given by  $\dim_{\text{H}} E_{\alpha}$ .

Fractality is a crucial feature in mathematical modelling of finance. Here we have just indicated some simple models; more sophisticated techniques include stochastic differential equations, where the fractal nature of the process is a consequence of the modelling assumptions.

## 18.6 Notes and references

The literature on applications of fractals is enormous. A wide variety of applications are described in the books by Mandelbrot (1982), Feder (1988), Hastings and Sugihara (1993), Crilly, Earnshaw and Jones (1993), Gouyet (1996) and Meakin (1998). General conference proceedings include those edited by Shlesinger, Mandelbrot and Rubin (1984), Pietronero and Tosatti (1986), Pietronero (1989), Aharony and Feder (1990), Fleischmann, Tildesley and Ball (1990), Takayasu (1990), Cherbit (1991) and Novak (1998, 2000).

For fractal growth and DLA, refer to Stanley and Ostrowsky (1986, 1988), Feder (1988) and Vicsek (1989).

For an introduction to the ideas of turbulence, see Leslie (1973). The homogeneous model of Kolmogorov (1941) was adapted to the fractally homogeneous model by Mandelbrot (1974); see also Frisch, Sulem and Nelkin (1978). Collections of papers relevant to fractal aspects of turbulence include Temam (1976) and Barenblatt, Iooss and Joseph (1983). The books by Temam (1983, 1997) discuss the dimension of sets related to solutions of the Navier–Stokes equation.

For discussion of fractal antennas, see Puente, Romeu, Rous and Cardama (1997), Jaggard (1997) and Hohlfeld and Cohen (1999).

Fractals in finance are discussed in the book by Peters (1994) and in Mandelbrot’s (1997) ‘Selecta’ and the many references therein; multifractal time is presented in Mandelbrot (1997) and Gonçalves and Riedi (1999).

There are many books on other applications. For geophysics see Scholz and Mandelbrot (1989), Xie (1993) and Turcotte (1997), and for fractal river basins see Rodríguez-Iturbe and Rinaldo (1997). Applications to chemistry may be found in Avinir (1989), to astronomy in Heck and Perdang (1991), to molecular biophysics in Dewey (1997), to physiology and medicine in West (1990) and to engineering in Lévy Véhel, Lutton and Tricot (1997) and Dekking, Lévy Véhel, Lutton and Tricot (1999). Surface growth is discussed by Barabási and Stanley (1995), and multifractal aspects of rainfall are considered by Lovejoy and Schertzer (1995).

## Exercises

- 18.1 Suppose that the DLA square-lattice model is run for a large number of very small squares. Suppose that the set obtained is an approximate fractal of dimension  $s$ . What power law would you expect the number of shaded squares within distance  $r$  of the initial square to obey? Assuming that during the process squares tend to be added to parts of the set further away from the initial square, how would you expect the ‘radius’ of the growth after  $k$  squares have been added to depend on  $k$ ?
- 18.2 Let  $m(t)$  be the mass of copper that has been deposited and  $r(t)$  be the ‘radius’ of the copper deposit after time  $t$  in the electrolysis experiment described in Section 18.1. It may be shown that the current flowing, and thus, by Faraday’s law, the rate of mass deposition, is proportional to  $r(t)$ . On the assumption that the growth forms an approximate fractal of dimension  $s$ , so that  $m(t) \sim cr(t)^s$ , give an argument to suggest that  $r(t) \sim c_1 t^{1/(s-1)}$ .
- 18.3 Verify that  $u(x, t)$  in the DLA model satisfies the partial differential equation (18.1).
- 18.4 Verify that the potential in (18.9) satisfies Poisson’s equation if, say,  $f$  is a twice continuously differentiable function with  $f(x) = 0$  for all sufficiently large  $x$ .
- 18.5 Show that, if  $f(x) = 0$  for all sufficiently large  $x$  and  $\int |f(x)|^2 dx < \infty$ , then the singularity set of  $\phi$ , given by (18.9), is empty.
- 18.6 Show that the argument leading to (18.12) can be adapted to the case when, say,  $D$  is the unit cube in  $\mathbb{R}^3$  and  $F$  is the product of the Cantor dust of figure 0.4 and a unit line segment  $L$ . (Dissipation is assumed to occur on the set  $E_k \times L$ , where  $E_k$  is the  $k$ th stage in the construction of the Cantor dust for some large  $k$ .)
- 18.7 For a fractal antenna made from a wire in the shape of a von Koch curve, if the fundamental frequency is  $\omega$ , what are the higher resonant frequencies?
- 18.8 Generalize (18.14) to show that  $\mathbf{E}(|X(t+h) - X(t)|^q) \sim |h|^{q\gamma}$  for  $t \in F_\gamma$  (see Exercise 16.7).

# References

- Abenda S, Moussa P. and Osbaldestin A. H. (1999) Multifractal dimensions and thermodynamical description of nearly-circular Julia sets, *Nonlinearity*, **12**, 19–40.
- Addison P. S. (1997) *Fractals and Chaos—An Illustrated Course*, Institute of Physics Publishing, Bristol.
- Adler R. J. (1981) *The Geometry of Random Fields*, Wiley, New York.
- Aharony A. and Feder J. (1990) *Fractals in Physics*, North-Holland, Amsterdam.
- Ahlfors L. V. (1979) *Complex Analysis*, McGraw-Hill, New York.
- Anderson R. D. and Klee V. L. (1952) Convex functions and upper semi-continuous functions, *Duke Math. J.*, **19**, 349–357.
- Apostol T. M. (1974) *Mathematical Analysis*, 2nd edition, Addison-Wesley, Reading, MA.
- Avnir D. (Ed.) (1989) *The Fractal Approach to Heterogeneous Chemistry*, Wiley, New York.
- Ayache A. and Lévy Véhel J. (1999) Generalized multifractional Brownian motion: definition and preliminary results, in *Fractals: Theory and applications in engineering*, 17–32. Springer, London.
- Ayache A., Cohen S. and Lévy Véhel J. (2000) The covariance structure of multifractional Brownian motion, with application to long range dependence, *ICASSP*, June 2000.
- Baker A. and Schmidt W. M. (1970) Diophantine approximation and Hausdorff dimension, *Proc. Lond. Math. Soc.* (3), **21**, 1–11.
- Bandt C., Graf S. and Zähle M. (Eds.) (1995) *Fractal Geometry and Stochastics. Progress in Probability*, **37**, Birkhauser, Basel.
- Bandt C., Graf S. and Zähle M. (Eds.) (2000) *Fractal Geometry and Stochastics, II. Progress in Probability*, **46**, Birkhauser, Basel.
- Barabási A.-L. and Stanley H. E. (1995) *Fractal Concepts in Surface Growth*, Cambridge University Press, Cambridge.
- Barenblatt G. I., Iooss G. and Joseph D. D. (Eds) (1983) *Nonlinear Dynamics and Turbulence*, Pitman, London.
- Barnsley M. F. (1993) *Fractals Everywhere*, 2nd ed., Academic Press, Boston.

- Barnsley M. F. and Hurd L. P. (1993) *Fractal Image Compression*, A. K. Peters, Wellesley.
- Beardon A. F. (1965) On the Hausdorff dimension of general Cantor sets, *Proc. Camb. Phil. Soc.*, **61**, 679–694.
- Beardon A. F. (1991) *Iteration of Rational Functions*, Springer, New York.
- Beck C. and Schlögl F. (1993) *Thermodynamics of Chaotic Systems*, Cambridge University Press, Cambridge.
- Becker K.-H. and Dörfler M. (1989) *Dynamical Systems and Fractals*, Cambridge University Press, Cambridge.
- Bedford T. J. (1989) The box dimension of self-affine graphs and repellers, *Nonlinearity*, **2**, 53–71.
- Bedford T. (1991) Applications of dynamical systems theory to fractals, in *Fractal Analysis and Geometry*, (Bélair and Dubuc, S., Eds.), Kluwer, Dordrecht.
- Bedford T., Keane M. and Series C. (1991) *Ergodic Theory, Symbolic Dynamics and Hyperbolic Spaces*, Oxford University Press, Oxford.
- Bedford T. J. and Swift J. (Eds) (1988) *New Directions in Dynamical Systems*, Cambridge University Press, Cambridge.
- Bernik V. I. and Dodson M. M. (1999) *Metric Diophantine Approximation on Manifolds*, Cambridge University Press, Cambridge.
- Berry M. V. and Lewis Z. V. (1980) On the Weierstrass–Mandelbrot fractal function, *Proc. R. Soc. London, A* **370**, 459–484.
- Besicovitch A. S. (1928) On the fundamental geometrical properties of linearly measurable plane sets of points, *Math. Annalen*, **98**, 422–464.
- Besicovitch A. S. (1934) Sets of fractional dimensions IV: On rational approximation to real numbers, *J. Lond. Math. Soc.*, **9**, 126–131.
- Besicovitch A. S. (1938) On the fundamental geometric properties of linearly measurable plane sets of points II, *Math. Annalen*, **115**, 296–329.
- Besicovitch A. S. (1939) On the fundamental geometric properties of linearly measurable plane sets of points III, *Math. Annalen*, **116**, 349–357.
- Besicovitch A. S. (1952) On existence of subsets of finite measure of sets of infinite measure, *Indag. Math.*, **14**, 339–344.
- Besicovitch A. S. (1963) The Kakeya problem, *Am. Math. Monthly*, **70**, 697–706.
- Besicovitch A. S. (1964) On fundamental geometric properties of plane line sets, *J. Lond. Math. Soc.*, **39**, 441–448.
- Besicovitch A. S. and Moran P. A. P. (1945) The measure of product and cylinder sets, *J. Lond. Math. Soc.*, **20**, 110–120.
- Besicovitch A. S. and Ursell H. D. (1937) Sets of fractional dimensions, V: On dimensional numbers of some continuous curves, *J. Lond. Math. Soc.*, **12**, 18–25.
- Billingsley P. (1978) *Ergodic Theory and Information*, Krieger, New York.
- Billingsley P. (1995) *Probability and Measure*, 3rd ed. Wiley, New York.
- Blanchard P. (1984) Complex analytic dynamics on the Riemann sphere, *Bull. Am. Math. Soc.*, **11**, 85–141.
- Bouligand G. (1928) Ensembles impropres et nombre dimensionnel, *Bull. Sciences Mathématiques*, **II-52**, 320–334, 361–376.

- Brolin H. (1965) Invariant sets under iteration of rational functions, *Arkiv Math.*, **6**, 103–144.
- Brown G., Michon G. and Peyrière J. (1992) On the multifractal analysis of measures, *J. Stat. Phys.*, **66**, 775–790.
- Bumby R. T. (1985) Hausdorff dimension of sets arising in number theory, in *Number Theory, New York 1983–84. Seminar (Lecture Notes in Mathematics, 1135)*, pp. 1–8. Springer, New York.
- Carathéodory C. (1914) Über das lineare Mass von Punktmengen—eine Verallgemeinerung des Längenbegriffs, *Nach. Ges. Wiss. Göttingen*, pp. 406–426.
- Carleson A. (1967) *Selected Problems on Exceptional Sets*, Van Nostrand, Princeton, NJ.
- Carleson L. and Gamelin T. W. (1993) *Complex Dynamics*, Springer-Verlag, New York.
- Cassels J. W. S. (1957) *An Introduction to Diophantine Approximation*, Cambridge University Press, Cambridge.
- Cawley R. and Mauldin R. D. (1992) Multifractal decomposition of Moran fractals, *Adv. Math.*, **92**, 196–236.
- Chayes J. T., Chayes L. and Durrett R. (1988) Connectivity of Mandelbrot's percolation process, *Prob. Theor. Related Fields*, **77**, 307–324.
- Chayes L. (1995) Aspects of the fractal percolation process, in *Fractal Geometry and Stochastics*, 113–143. Progr. Probab., **37**, Birkhauser, Basel.
- Cherbit G. (Ed.) (1991) *Fractals: Non-integral dimensions and applications*, Wiley, Chichester.
- Collet P., Dobbertin R. and Moussa P. (1992) Multifractal analysis of nearly circular Julia set and thermodynamical formalism, *Ann. Inst. H. Poincaré Phys. Théor.*, **56**, 91–122.
- Crilly A. J., Earnshaw R. A. and Jones H. (Eds.) (1993) *Applications of Fractals and Chaos. The Shape of Things*, Springer-Verlag, Berlin.
- Csörnyei M. (2001) On planar sets with prescribed packing dimensions of line sections, *Math. Proc. Cambridge Philos. Soc.*, **130**, 523–539.
- Cunningham F. (1974) Three Kakeya problems, *Am. Math. Monthly*, **81**, 589–592.
- Curry J., Garnett L. and Sullivan D. (1983) On the iteration of rational functions: computer experiments with Newton's method, *Commun. Math. Phys.*, **91**, 267–277.
- Cvitanović P. (Ed.) (1989) *Universality in Chaos*, 2nd ed. Adam Hilger, Bristol.
- Dalla L. and Larman D. G. (1980) Convex bodies with almost all  $k$ -dimensional sections polytopes, *Math. Proc. Camb. Phil. Soc.*, **88**, 395–401.
- David G. (1999) Analytic capacity, Caldern-Zygmund operators, and rectifiability, *Publ. Mat.* **43**, 3–25.
- Davies R. O. (1952) On accessibility of plane sets and differentiation of functions of two real variables, *Proc. Camb. Phil. Soc.*, **48**, 215–232.
- Dekking F. M. (1982) Recurrent sets, *Adv. Math.*, **44**, 78–104.
- Dekking F., Lévy Véhel J., Lutton E. and Tricot C. (Eds.) (1999) *Fractals: Theory and Applications in Engineering*, Springer-Verlag, London.
- Dekking F. M. and Meester R. W. J. (1990) On the structure of Mandelbrot's percolation process and other random Cantor sets, *J. Statist. Phys.* **58**, 1109–1126.
- Devaney R. L. (1989) *Introduction to Chaotic Dynamic Systems*, Benjamin Cummings, Menlo Park, CA.

- Devaney R. L. and Keen L. (1989) *Chaos and Fractals: The Mathematics Behind the Computer Graphics*, American Mathematical Society, Providence.
- Dewey T. G. (1997) *Fractals in Molecular Biophysics*, Oxford University Press, New York.
- Dodson M. M., Rynne B. P. and Vickers J. A. G. (1990) Diophantine approximation and a lower bound for Hausdorff dimension, *Mathematika*, **37**, 59–73.
- Drazin P. G. (1992) *Nonlinear Systems*, Cambridge University Press, Cambridge.
- Edgar G. A. (1990) *Measure, Topology, and Fractal Geometry*, Springer-Verlag, New York.
- Edgar G. A. (1993) *Classics on Fractals*, Addison-Wesley, Menlo Park.
- Edgar G. A. (1998) *Integral, Probability, and Fractal Measures*, Springer-Verlag, New York.
- Edgar G. A. and Mauldin R. D. (1992) Multifractal decompositions of digraph recursive fractals. *Proc. London Math. Soc.* (3), **65**, 604–628.
- Edgar G. A. and Miller C. (2003) Borel subrings of the reals, *Proc. Am. Math. Soc.*, **131**, 1121–1129.
- Eggleston H. G. (1952) Sets of fractional dimension which occur in some problems of number theory, *Proc. Lond. Math. Soc.* (2), **54**, 42–93.
- Embrechts P. and Maejima M. (2002) *Selfsimilar Processes*, Princeton University Press, Princeton.
- Erdős P. and Volkmann B. (1966) Additive Gruppen mit vorgegebener Hausdorffscher Dimension, *J. reine angew. Math.*, **221**, 203–208.
- Evertsz C. J. G. and Mandelbrot B. B. (1992) Multifractal measures. Appendix B in *Chaos and Fractals* (Peitgen, H.-O., Jürgens, H. and Saupe, D. Eds.), Springer-Verlag, New York.
- Evertsz C. J. G., Peitgen H.-O. and Voss R. F. (Eds.) (1995) *Fractal Geometry and Analysis: Papers from the Symposium in Honor of Benoit Mandelbrot*, World Scientific, River Edge.
- Falconer K. J. (1985a) *The Geometry of Fractal Sets*, Cambridge University Press, Cambridge.
- Falconer K. J. (1985b) Classes of sets with large intersection, *Mathematika*, **32**, 191–205.
- Falconer K. J. (1985c) The Hausdorff dimension of distance sets, *Mathematika*, **32**, 206–212.
- Falconer K. J. (1986a) Sets with prescribed projections and Nikodym sets, *Proc. Lond. Math. Soc.* (3), **53**, 48–64.
- Falconer K. J. (1986b) Random fractals, *Math. Proc. Camb. Phil. Soc.*, **100**, 559–582.
- Falconer K. J. (1988) The Hausdorff dimension of self-affine fractals, *Math. Proc. Camb. Phil. Soc.*, **103**, 339–350.
- Falconer K. J. (1994) Sets with large intersection properties, *J. London Math. Soc.* (2), **49**, 267–280.
- Falconer K. J. (1997) *Techniques in Fractal Geometry*, John Wiley, Chichester.
- Falconer K. J. and Howroyd J. D. (1997) Packing dimensions of projections and dimension profiles, *Math. Proc. Cambridge Philos. Soc.*, **121**, 269–286.
- Falconer K. J., Järvenpää M. and Mattila P. (1999) Examples illustrating the instability of packing dimensions of sections, *Real Anal. Exchange*, **25**, 629–640.

- Falconer K. J. and Lévy Véhel J. (2000) Horizons of fractional Brownian surfaces. *Proc. Royal Soc. London A*, **456**, 2153–2178.
- Falconer K. J. and Marsh D. T. (1989) Classification of quasi-circles by Hausdorff dimension, *Nonlinearity*, **2**, 489–493.
- Falconer K. J. and O’Neil T. C. (1996) Vector-valued multifractal measures, *Proc. Royal Soc. London A*, **452**, 1–26.
- Farag H. (2002) On the  $\frac{1}{2}$ -problem of Besicovitch: quasi-arcs do not contain sharp saw-teeth, *Rev. Mat. Iberoamericana*, **18**, 17–40.
- Fatou P. (1919) Sur les équations fonctionnelles, *Bull. Soc. Math. France*, **47**, 161–271.
- Feder J. (1988) *Fractals*, Plenum Press, New York.
- Federer H. (1947) The  $(\varphi, k)$  rectifiable subsets of  $n$ -space, *Trans. Am. Math. Soc.*, **62**, 114–192.
- Federer H. (1996) *Geometric Measure Theory*, Springer, New York.
- Fisher G. (1995) *Fractal Image Compression: Theory and Applications*, Springer-Verlag, New York.
- Fleischmann M., Tildesley D. J. and Ball R. C. (Eds.) (1990) *Fractals in the Natural Sciences*, Princeton University Press, Princeton.
- Frame M. L. and Mandelbrot B. B. (2002) *Fractals, Graphics and Mathematical Education*, Mathematical Association of America, Washington.
- Frederickson P., Kaplan J., Yorke E. and Yorke J. (1983) The Lyapunov dimension of strange attractors, *J. Diff. Eq.*, **49**, 185–207.
- Frisch U. and Parisi G. (1985) Fully developed turbulence and intermittency. In *Turbulence and Predictability of Geophysical Flows and Climate Dynamics* (eds. M. Ghil, R. Benzi and G. Parisi), pp. 84–88, North-Holland, Amsterdam.
- Frisch U., Sulem P.-L. and Nelkin M. (1978) A simple dynamical model of fully developed turbulence, *J. Fluid Mech.*, **87**, 719–736.
- Frostman O. (1935) Potential d’équilibre et capacité des ensembles avec quelques applications à la théorie des fonctions, *Meddel. Lunds Univ. Math. Sem.*, **3**, 1–118.
- Gonçalvès P. and Riedi R. (1999) Wavelet analysis of fractional Brownian motion in multifractal time, *Proc. 17th Colloq. GRETSI*, Vannes, France.
- Gouyet J.-F. (1996) *Physics and Fractal Structures*, Springer-Verlag, New York.
- Graf S. (1987) Statistically self-similar fractals, *Prob. Theor. Related Fields*, **74**, 357–392.
- Graf S., Mauldin R. D. and Williams S. C. (1988) The exact Hausdorff dimension in random recursive constructions, *Mem. Am. Math. Soc.*, **71**, no. 381.
- Grimmett G. R. (1999) *Percolation*, 2nd ed. Springer, New York.
- Grimmett G. R. and Stirzaker D. R. (1992) *Probability and Random Processes*, 2nd ed. Clarendon Press, Oxford.
- Gruber P. M. and Wills J. M. (Eds.) (1993) *Handbook of Convex Geometry*, Vol. A, B., North-Holland, Amsterdam.
- Guckenheimer J. and Holmes P. (1983) *Nonlinear Oscillations, Dynamical Systems and Bifurcations of Vector Fields*, Springer, New York.
- Hale J. K. and Koçak H. (1991) *Dynamics and Bifurcations*, Springer-Verlag, New York.
- Halsey T. C., Jensen M. H., Kadanoff L. P., Procaccia I. and Shraiman B. I. (1986) Fractal measures and their singularities: the characterization of strange sets, *Phys. Rev. A* (3) **33**, 1141–1151.



- Hardy G. H. and Wright E. M. (1979) *An Introduction to the Theory of Numbers*, 5th edition, Cambridge University Press, Cambridge.
- Harte D. (2001) *Multifractals, Theory and Applications*, Chapman & Hall/CRC, Boca Raton.
- Hastings H. M. and Sugihara G. (1993) *Fractals. A User's Guide for the Natural Sciences*, Oxford University Press, New York.
- Hausdorff F. (1919) Dimension und äusseres Mass, *Math. Annalen*, **79**, 157–179.
- Hayman W. K. and Kennedy P. B. (1976) *Subharmonic Functions*, Volume 1, Academic Press, New York.
- Heck A. and Perdang J. M. (Eds.) (1991) *Applying Fractals in Astronomy*, Springer-Verlag, Berlin.
- Hénon M. and Pomeau Y. (1976) Two strange attractors with a simple structure, in *Turbulence and the Navier–Stokes Equations (Lecture Notes in Mathematics, 565)*, (Ed. R. Temam), pp. 29–68, Springer, New York.
- Hensley D. (1996) A polynomial time algorithm for the Hausdorff dimension of continued fraction Cantor sets, *J. Number Theory*, **58**, 9–45.
- Hoggar S. G. (1992) *Mathematics for Computer Graphics*, Cambridge University Press, Cambridge.
- Hohlfeld R. G. and Cohen N. (1999) Self-similarity and the geometric requirements for frequency independence in antennae, *Fractals*, **7**, 79–84.
- Holden A. V. (1986) *Chaos*, Manchester University Press, Manchester.
- Howroyd J. D. (1996) On Hausdorff and packing dimensions of product spaces, *Math. Proc. Cambridge Philos. Soc.*, **119**, 715–727.
- Howroyd J. D. (2001) Box and packing dimensions of projections and dimension profiles, *Math. Proc. Cambridge Philos. Soc.*, **130**, 135–160.
- Hunt B. R. (1998) The Hausdorff dimension of graphs of Weierstrass functions, *Proc. Amer. Math. Soc.*, **126**, 791–800.
- Hutchinson J. E. (1981) Fractals and self-similarity, *Indiana Univ. Math. J.*, **30**, 713–747.
- Hutchinson J. E. and Rüschendorf L. (2000) Random fractals and probability metrics, *Adv. in Appl. Probab.* **32**, 925–947.
- Jaffard S. (1997) Multifractal formalism for functions I, II, *SIAM J. Math. An.*, **28**, 944–970, 971–998.
- Jaggard D. L. (1997) Fractal electrodynamics: from super antennas to superlattices, in *Fractals in Engineering*, Springer-Verlag, New York, 204–221.
- Jarník V. (1931) Über die simultanen diophantischen Approximationen, *Math. Zeit.*, **33**, 505–543.
- Jones P. W. and Murai T. (1988) Positive analytic capacity but zero Buffon needle probability, *Pacific J. Math.*, **133**, 99–114.
- Joyce H. and Preiss D. (1995) On the existence of subsets of finite positive packing measure, *Mathematika*, **42**, 15–24.
- Julia G. (1918) Sur l'itération des fonctions rationnelles, *J. Math. Pure Appl.*, Ser. 7, **4**, 47–245.
- Kahane J.-P. (1974) Sur le modèle de turbulence de Benoit Mandelbrot, *C. R. Acad. Sci. Paris*, **278A**, 621–623.

- Kahane J.-P. (1985) *Some Random Series of Functions*, 2nd edition, Cambridge University Press, Cambridge.
- Kahane J.-P. (1986) Sur la dimensions des intersections, in *Aspects of Mathematics and its Applications* (Ed. J. A. Barroso), pp. 419–430, North-Holland, Amsterdam.
- Kahane J.-P. and Peyrière J. (1976) Sur certaines martingales de Benoit Mandelbrot, *Adv. Math.* **22**, 131–145.
- Karlin S. and Taylor H. M. (1975) *A First Course in Stochastic Processes*, Academic Press, New York.
- Karlin S. and Taylor H. M. (1981) *A Second Course in Stochastic Processes*, Academic Press, New York.
- Katok A. and Hasselblatt B. (1995) *Introduction to the Modern Theory of Dynamical Systems*, Cambridge University Press, Cambridge.
- Katz N. and Tao T. (2000) Recent progress on the Kakeya conjecture, *Publicacions Matemàtiques, Proc. 6th Int. Conf. on Harmonic Analysis and P.D.E.s*, Barcelona, 161–180.
- Kaufman R. (1968) On the Hausdorff dimension of projections, *Mathematika*, **15**, 153–155.
- Kaufman R. (1981) On the theorem of Jarník and Besicovitch, *Acta Arithmetica*, **39**, 265–267.
- Kaye B. H. (1994) *A Random Walk Through Fractal Dimensions*, 2nd Ed, VCH Verlagsgesellschaft, Weinheim.
- Kesten H. (1982) *Percolation Theory for Mathematicians*, Birkhauser, Boston, MA.
- Kingman J. F. C. and Taylor S. J. (1966). *Introduction to Measure and Probability*, Cambridge University Press, Cambridge.
- Kolmogorov A. N. (1941) Local structure of turbulence in an incompressible liquid for very large Reynolds numbers, *C.R. Acad. Sci. USSR*, **30**, 299–303.
- Lapidus M. L. and van Frankenhuysen M. (2000) *Fractal Geometry and Number Theory. Complex Dimensions of Fractal Strings and Zeros of Zeta Functions*, Birkhauser, Boston.
- Ledrappier F., Lewowicz J. and Newhouse S. (Eds.) (1996) *International Conference on Dynamical Systems. A Tribute to Ricardo Ma*, Longman, Harlow.
- Le Méhauté A. (1991) *Fractal Geometries: Theory and Applications*, CRC Press, Boca Raton.
- Leslie D. C. (1973) *Developments in the Theory of Turbulence*, Clarendon Press, Oxford.
- Lesmoir-Gordon N., Rood W. B. and Edney R. (2000) *Introducing Fractal Geometry*, Totem.
- Lévy P. (1948) *Processus Stochastiques et Mouvement Brownian*, 2nd ed. 1965, Gauthier-Villars, Paris.
- Lévy Véhel J., Lutton E. and Tricot C. (1997) *Fractals in Engineering*, Springer-Verlag, New York.
- Lind D. and Marcus B. (1995) *An Introduction to Symbolic Dynamics and Coding*, Cambridge University Press, Cambridge.
- Lovejoy S. (1982) Area perimeter relation for rain and cloud areas, *Science*, **216**, 185–187.
- Lovejoy S. and Schertzer D. (1995) Multifractals and rain, in *New Uncertainty Concepts in Hydrology and Hydrological Modelling*, 62–103, Cambridge University Press.

- McCauley J. L. (1993) *Chaos, Dynamics and Fractals*, Cambridge University Press, Cambridge.
- MacKay R. S. and Meiss J. D. (Eds) (1987) *Hamiltonian Dynamical Systems*, Adam Hilger, Bristol.
- McMullen C. (1984) The Hausdorff dimension of general Sierpiński carpets, *Nagoya Math. J.*, **96**, 1–9.
- McMullen C. T. (1994) *Complex Dynamics and Renormalization*, Princeton University Press, Princeton.
- Mandelbrot B. B. (1972) Renewal sets and random cutouts, *Z. Warsch. Verw. Geb.*, **22**, 145–157.
- Mandelbrot B. B. (1974) Intermittent turbulence in self-similar cascades: divergence of high moments and dimension of the carrier, *J. Fluid Mech.*, **62**, 331–358.
- Mandelbrot B. B. (1980) Fractal aspects of the iteration of  $z \rightarrow \lambda z(1 - z)$  for complex  $\lambda$ ,  $z$ , *Ann. N. Y. Acad. Sci.*, **357**, 249–259.
- Mandelbrot B. B. (1982) *The Fractal Geometry of Nature*, Freeman, San Francisco.
- Mandelbrot B. B. (1986) Self-affine fractal sets, in *Fractals in Physics* (Eds L. Pietronero and E. Tosatti), North-Holland, Amsterdam.
- Mandelbrot B. B. (1991) Random multifractals: negative dimensions and the resulting limitations of the thermodynamic formalism, *Proc. Roy. Soc. London*, **A434**, 79–88.
- Mandelbrot B. B. (1997) *Fractals and Scaling in Finance: Discontinuity, Concentration, Risk*, Springer-Verlag, New York.
- Mandelbrot B. B. (1999) *Multifractals and 1/f Noise: Wild Self-affinity in Physics*, Springer-Verlag, New York.
- Mandelbrot B. B. (2002) *Gaussian Self-affinity and Fractals. Globality, the Earth, 1/f Noise, and R/S*, Springer-Verlag, New York.
- Mandelbrot B. B. and Riedi R. (1995) Multifractal formalism for infinite multinomial measures, *Adv. App. Math.*, **16**, 132–150.
- Mandelbrot B. B. and Van Ness J. W. (1968) Fractional Brownian motions, fractional noises and applications, *SIAM Rev.*, **10**, 422–437.
- Marstrand J. M. (1954a) Some fundamental geometrical properties of plane sets of fractional dimensions. *Proc. Lond. Math. Soc.* (3), **4**, 257–302.
- Marstrand J. M. (1954b) The dimension of Cartesian product sets, *Proc. Camb. Phil. Soc.*, **50**, 198–202.
- Massopust P. R. (1994) *Fractal Functions, Fractal Surfaces, and Wavelets*, Academic Press, San Diego.
- Mattila P. (1975) Hausdorff dimension, orthogonal projections and intersections with planes, *Ann. Acad. Sci. Fennicae*, **A 1**, 227–244.
- Mattila P. (1984) Hausdorff dimension and capacities of intersections of sets in  $n$ -space, *Acta Math.*, **152**, 77–105.
- Mattila P. (1985) On the Hausdorff dimension and capacities of intersections, *Mathematika*, **32**, 213–217.
- Mattila P. (1986) Smooth maps, null-sets for integral geometric measures and analytic capacity, *Ann. Math.*, **123**, 303–309.
- Mattila P. (1995) *Geometry of Sets and Measures in Euclidean Spaces*, Cambridge University Press, Cambridge.

- Mauldin R. D. and Urbański M. (1996) Dimensions and measures in infinite iterated function systems, *Proc. Lond. Math. Soc.* (3), **73**, 105–154.
- Mauldin R. D. and Urbański M. (1999) Conformal iterated function systems with applications to the geometry of continued fractions, *Trans. Amer. Math. Soc.*, **351**, 4995–5025.
- Mauldin R. D. and Williams S. C. (1986a) Random recursive constructions: asymptotic geometric and topological properties, *Trans. Am. Math. Soc.*, **295**, 325–346.
- Mauldin R. D. and Williams S. C. (1986b) On the Hausdorff dimension of some graphs, *Trans. Am. Math. Soc.*, **298**, 793–803.
- Mauldin R. D. and Williams S. C. (1988) Hausdorff dimension in graph directed constructions, *Trans. Amer. Math. Soc.*, **309**, 811–829.
- May R. M. (1976) Simple mathematical models with very complicated dynamics, *Nature*, **261**, 459–467.
- Mayer-Kress G. (Ed.) (1986) *Dimensions and Entropies in Chaotic Dynamical Systems*, Springer-Verlag, Berlin.
- Meakin P. (1998) *Fractals, Scaling and Growth Far from Equilibrium*, Cambridge University Press, Cambridge, 55.
- Merzenich W. and Staiger L. (1994) Fractals, dimension, and formal languages, *RAIRO Informatique thorique et Applications*, **28**, 361–386.
- Milnor J. (1999) *Dynamics in One Complex Variable, Introductory Lectures*, Friedr. Vieweg and Sohn, Braunschweig.
- Moon F. C. (1992) *Chaotic and Fractal Dynamics*, Wiley, New York.
- Moran P. A. P. (1946) Additive functions of intervals and Hausdorff measure, *Proc. Camb. Phil. Soc.*, **42**, 15–23.
- Morgan F. (2000) *Geometric Measure Theory. A Beginner's Guide*, Academic Press, San Diego.
- Murai T. (1988) A real variable method for the Cauchy transform, and analytic capacity, *Lecture Notes in Mathematics*, **1307**, Springer-Verlag, Berlin.
- Novak M. M. (Ed.) (1998) *Fractals and Beyond*, World Scientific, Singapore.
- Novak M. M. (Ed.) (2000) *Paradigms of Complexity*, World Scientific, Singapore.
- Nusse H. E. and Yorke J. A. (1998) *Dynamics: Numerical Explorations*, Springer-Verlag, New York.
- Olsen L. (1994) *Random Geometrically Graph Directed Self-similar Multifractals*, Longman, Harlow.
- Olsen L. (1995) A multifractal formalism, *Adv. Math.*, **116**, 82–196.
- Olsen L. (2000) Multifractal geometry, in *Fractal Geometry and Stochastics, II*, 3–37, *Progr. Probab.*, **46**, Birkhauser, Basel.
- Papoulis A. (1962) *The Fourier Integral and its Applications*, McGraw-Hill, New York.
- Patzschke N. (1997) Self-conformal multifractal measures, *Adv. Appl. Math.* **19**, 486–513.
- Peitgen H.-O., Jürgens H. and Saupe D. (1992) *Chaos and Fractals*, Springer-Verlag, New York.
- Peitgen H.-O. and Richter P. H. (1986) *The Beauty of Fractals*, Springer, Berlin.
- Peitgen H.-O. and Saupe D. (Eds) (1988) *The Science of Fractal Images*, Springer, New York.

- Peitgen H.-O., Saupe D. and von Haeseler F. (1984) Cayley's problem and Julia sets, *Math. Intelligencer*, **6**, 11–20.
- Peres Y. and Solomyak B. (2000) Problems on self-similar sets and self-affine sets: an update, in *Fractal Geometry and Stochastics II*, 95–106, *Progr. Probab.*, **46**, Birkhauser, Basel.
- Pesin Y. (1997), *Dimension Theory in Dynamical Systems*, University of Chicago Press, Chicago.
- Peters E. E. (1994) *Fractal Market Analysis: Applying Chaos Theory to Investment and Economics*, Wiley, New York.
- Peyrière J. (1974) Turbulence et dimension de Hausdorff, *C.R. Acad. Sci. Paris*, **278A**, 567–569.
- Peyrière J. (1977) Calculs de dimensions de Hausdorff, *Duke Math. J.*, **44**, 591–601.
- Pickover C. A. (Ed.) (1998) *Chaos and Fractals. A Computer Graphical Journey*, Elsevier, Amsterdam.
- Pietronero L. (Ed.) (1989) *Fractals*, Plenum Press, New York.
- Pietronero L. and Tosatti E. (Eds) (1986) *Fractals in Physics*, North-Holland, Amsterdam.
- Pontrjagin L. and Schnirelman L. (1932) Sur une propriété métrique de la dimension, *Ann. Math.*, **33**, 156–162.
- Preiss D. (1987) Geometry of measures in  $\mathbf{R}^n$ : distribution, rectifiability and densities, *Ann. Math.*, **125**, 537–641.
- Preiss D. and Tiser J. (1992) On Besicovitch's  $\frac{1}{2}$ -problem, *J. London Math. Soc. (2)*, **45**, 279–287.
- Puente C., Romeu J., Rous R. and Cardama A. (1997) Multiband fractal antennas and arrays, in *Fractals in Engineering*, Springer-Verlag, New York, 221–236.
- Riedi R. (1995) An improved multifractal formalism and self-similar measures, *J. Math. Anal. Appl.*, **189**, 462–490.
- Rodriguez-Iturbe I. and Rinaldo A. (1997) *Fractal River Basins*, Cambridge University Press, Cambridge.
- Rogers L. C. G. and Williams D. (2000) *Diffusions, Markov Processes and Martingales, Volume 1: Foundations*, 2nd ed., Cambridge University Press, Cambridge.
- Rogers C. A. (1988) Dimension prints, *Mathematika*, **35**, 1–27.
- Rogers C. A. (1998) *Hausdorff Measures*, 2nd ed. Cambridge University Press, Cambridge.
- Rudin W. (1964) *Principles of Mathematical Analysis*, McGraw-Hill, New York.
- Ruelle D. (1980) Strange attractors, *Math. Intelligencer*, **2**, 126–137.
- Ruelle D. (1982) Repellers for real analytic maps, *Ergod. Theor. Dyn. Syst.*, **2**, 99–108.
- Ruelle D. (1983) Bowen's formula for the Hausdorff dimension of self-similar sets, in *Scaling and Self-similarity in Physics (Progress in Physics, 7)* Birkhauser, Boston, MA.
- Rynne B. P. (1992) Regular and ubiquitous systems, and  $M_\infty^s$ -dense sequences, *Mathematika* **39**, 234–243.
- Samorodnitsky G. and Taqqu M. S. (1994) *Stable Non-Gaussian Random Processes*, Chapman & Hall/CRC, Boca Raton.
- Santaló L. A. (1976) *Integral Geometry and Geometric Probability*, Addison-Wesley, Reading, Massachusetts.

- Saupe D. (1987) Efficient computation of Julia sets and their fractal dimension, *Physica*, **28D**, 358–370.
- Schmidt W. M. (1980) *Diophantine Approximation (Lecture Notes in Mathematics, 785)*. Springer, Berlin.
- Schneider R. (1993) Convex surfaces, curvature and surface area measures, in *Handbook of Convex Geometry, Vol. A*, 273–299, North-Holland, Amsterdam.
- Scholz C. H. and Mandelbrot B. B. (Eds) (1989) *Fractals in Geophysics*, Birkhauser, Boston, MA.
- Schroeder M. (1991) *Fractals, Chaos, Power Laws*, W. H. Freeman, New York.
- Schuster H. G. (1984) *Deterministic Chaos—An Introduction*, Physik Verlag, Weinheim.
- Shlesinger M. F., Mandelbrot B. B. and Rubin R. J. (Eds) (1984) *Proceedings of the Gaithersburg Symposium on Fractals in the Natural Sciences, J. Stat. Phys.*, **36** (special issue) 519–921.
- Simpelaere D. (1994) Dimension spectrum of Axiom A diffeomorphisms I,II, *J. Stat. Phys.*, **76**, 1329–1358, 1359–1375.
- Smale S. (1967) Differentiable dynamical systems, *Bull. Am. Math. Soc.*, **73**, 747–817.
- Solomyak B. (1998) Measure and dimension for some fractal families, *Math. Proc. Cambridge Philos. Soc.*, **124**, 531–546.
- Sparrow C. (1982) *The Lorenz Equations: Bifurcations, Chaos, and Strange Attractors*, Springer, New York.
- Stanley H. E. and Ostrowsky N. (Eds.) (1986) *On Growth and Form*, Martinus Nijhoff, Dordrecht.
- Stanley H. E. and Ostrowsky N. (Eds.) (1988) *Random Fluctuations and Pattern Growth*, Kluwer Academic, Dordrecht.
- Stein E. M. (1993) *Harmonic Analysis: Real-variable Methods, Orthogonality, and Oscillatory Integrals*, Princeton University Press, Princeton.
- Stoyan D. and Stoyan H. (1994) *Fractals, Random Shapes and Point Fields*, Wiley, Chichester.
- Stuart A. M. and Humphries A. R. (1996) *Dynamical Systems and Numerical Analysis*, Cambridge University Press, Cambridge.
- Takayasu H. (1990) *Fractals in the Physical Sciences*, Manchester University Press, Manchester.
- Tan L. (Ed.) (2000) The Mandelbrot Set, Theme and Variations, *London Math. Soc. Lecture Notes*, **274**, Cambridge University Press, Cambridge.
- Taylor S. J. (1961) On the connection between Hausdorff measures and generalized capacities, *Proc. Camb. Phil. Soc.*, **57**, 524–531.
- Taylor S. J. (1973) Sample path properties of processes with stationary independent increments, in *Stochastic Analysis* (Eds D. G. Kendall and E. F. Harding), pp. 387–414. Wiley, New York.
- Taylor S. J. (1986) The measure theory of random fractals, *Math. Proc. Camb. Phil. Soc.*, **100**, 383–406.
- Tél T. (1988) Fractals and multifractals, *Zeit. Naturforsch.*, **43A**, 1154–1174.
- Temam R. (Ed.) (1976) *Turbulence and the Navier–Stokes Equations, Lecture Notes in Mathematics* **565**, Springer, New York.

- Temam R. (1983) *Navier–Stokes Equations and Non-linear Functional Analysis*, Society for Industrial and Applied Mathematics, Philadelphia, PA.
- Temam R. (1997) *Infinite-dimensional Dynamical Systems in Mechanics and Physics*, 2nd ed., Springer-Verlag, New York.
- Thompson J. M. T. and Stewart H. B. (1986) *Nonlinear Dynamics and Chaos*, Wiley, Chichester.
- Tricot C. (1982) Two definitions of fractional dimension, *Math. Proc. Camb. Phil. Soc.*, **91**, 54–74.
- Tricot C. (1995) *Curves and Fractal Dimension*, Springer-Verlag, New York.
- Turcotte D. L. (1997) *Fractals and Chaos in Geology and Geophysics*, Cambridge University Press, Cambridge.
- Vicsek T. (1992) *Fractal Growth Phenomena*, 2nd ed., World Scientific, River Edge.
- Voss R. F. (1985) Random fractal forgeries, in *Fundamental Algorithms in Computer Graphics* (Ed. R. A. Earnshaw), pp. 805–835. Springer, Berlin.
- West B. J. (1990) *Fractal Physiology and Chaos in Medicine*, World Scientific, Teaneck.
- Wicks K. R. (1991) *Fractals and Hyperspaces, Lecture Notes in Mathematics* **1492**, Springer-Verlag.
- Wolff T. (1999) Recent work connected with the Kakeya problem, in *Prospects in Mathematics*, 129–162, Amer. Math. Soc., Providence.
- Xie H. (1993) *Fractals in Rock Mechanics*, A. A. Balkema, Rotterdam.
- Young L.-S. (1982) Dimension, entropies and Lyapunov exponents, *Ergod. Theor. Dyn. Syst.*, **2**, 109–124.
- Zähle U. (1984) Random fractals generated by random cutouts, *Math. Nachr.*, **116**, 27–52.

# Index

Page numbers in bold type refer to definitions, those in italics refer to Figures

- affine transformation **8**, **139**
- affinity **7**, **8**
- almost all **16**, **85**
- almost everywhere **16**
- almost surely **19**
- analytic function *138*, *180*, *215*
- antennas *309–311*, *310*
- arc, dimension print *56*
- area **14**
  - scaling of *29*
- Arnold's cat map *213*
- astronomical evidence, for small divisors *208*
- attractive orbit *228*
- attractive point **216**, *222*
- attractor **123**, *123–128*, *127*, *139*, *140*, **187**
  - in continuous dynamical system *201–205*
  - in discrete dynamical system *187*, *189*, *192*, *194*
- autocorrelation *169–173*, *268*
- autocorrelation function **170**
- average **21**
- Avogadro's number *258*
  
- baker's transformation **193**, *193–194*, *194*, *210*, *211*
- ball **4**
- Banach's contraction mapping theorem *124*, *125*
- basic interval *35*, **62**, *127*, *152*
  
- basin of attraction **187**, *201*, *222*, *238–241*
- Besicovitch construction *178*, *179*
- Besicovitch set **179**
- bifurcation diagram *192*
- bijection **7**, *236*
- bi-Lipschitz equivalence *236*
- bi-Lipschitz function **8**, *103*
- bi-Lipschitz transformation *32*, *33*, *41*
- binary interval *16*, **36**
- Borel set(s) **6**
  - and duality *178*
  - and intersections *111*
  - measure on *11–12*
  - and products *100*, *101*, *105*, *106*
  - and projections *90*, *93*
  - and subrings *183–184*
  - and subsets of finite measure *68*, *69*, *70*
- boundary **5**, **6**
- bounded set **5**, *114*
- bounded variation *86*
- box counting *283*, *298*
- box(-counting) dimension **41**, *41–47*, **43**, *44*
- Brownian motion *263*, *265*
- fractional Brownian motion *268*
- fractional Brownian surface *273*
- and growth *299–300*
- and Hausdorff dimension *46*, *60*
- Lévy stable process *272*
- limitations *48*



- box(-counting) dimension (*continued*)
  - modified **49**, 49–50
  - problems 48–49
  - properties 47–48
  - ways of finding 44, 47
- branch 223
- branching process theory 250
- Brownian graph 266
- Brownian motion 37, 258–267, **259**, 261, 298, 299, 311–315
  - Fourier series representation 260
  - fractional 173, **267**, 267–271, 269, 275
  - index- $\alpha$  fractional **267**, 267–271, 269, 311
  - multifractal 271
  - $n$ -dimensional 260
- Brownian sample function **259**, 261, 262
  - graph 265–266
  - index- $\alpha$  fractional **273**
  - multiple points 265
- Brownian surface, fractional 273–275
- Brownian trail(s) **258**, 261, 262, 264–265
- Cantor dust xx, xxi, 94, 126
  - calculation of Hausdorff dimension 34
  - construction of xxi, 34
- ‘Cantor product’ 99, 100, 102, 103
- Cantor set
  - as attractor 189, 192, 194
  - construction of 61–62
  - dimension of xxiii, 34–35, 47
  - middle  $\lambda$  **64**
  - middle third xvii, xviii, xviii, 34–35, 47, 60, 61, 63–64, 87, 99, 100, 112, 123–124, 127, 129, 188, 189
  - non-linear 136–137, 154
  - random 245–246, 246–250, 256
  - uniform **63–64**, 64, 103, 141
  - see also main entry*: middle third
- Cantor set
  - Cantor set
- ‘Cantor target’ 103–104, 104
- ( $s$ -)capacity **72**
- capacity dimension 41
- Cartesian product **4**, 87, **99**, 100
- cat map 213
- Cauchy sequence 125
- central limit theorem 24, 259
- chaos 189
- chaotic attractor 189, 192
- chaotic repeller 189
- characteristic function 271
- Choleski decomposition 270
- circle perimeter, dimension print 56
- class  $C^s$  **113**, 113–118, 157
  - member **113**
- closed ball **4**, 66
- closed interval **4**
- closed loop, as attractor 201
- closed set **5**, 5, 114, 201
- closure of set **6**
- cloud boundaries 244, 298
- coarse multifractal spectrum **278–279**
  - lower **280**
  - upper **280**
- coastline(s) 54, 244, 298
- codomain **7**
- collage theorem 145
- compact set **6**, 48
- complement of a set **4**
- complete metric **125**
- complex dynamics 216
- composition of functions **7**
- computer drawings 127–128, 128, 145–148, 196, 227, 232, 233, 234, 239, 240, 244, 260, 269, 270–271, 275
- conditional expectation **22**
- conditional probability **19**
- conformal mapping 138–139, 180, 241
- congruence(s) **7**, 7, 112
  - direct **8**
- conjugacy 223
- connected component **6**
- connected set **6**
- content
  - Minkowski **45**
  - $s$ -dimensional **45**
- continued fraction(s) 153–154
  - examples 153
- continued fraction expansion 153
- continuity equation 203
- continuous dynamical systems 201–205
- continuous function **10**
- continuously differentiable function **10**
- contours 275
- contracting similarity **123**
- contraction **123**
- contraction mapping theorem 124, 125
- convergence **8**
  - pointwise **10**
  - of sequence **5**
  - uniform **10**, 17
- convex function **181**, 181–182, 287
- convex surface 182
- convolution theorem 73, 172
- coordinate cube **4**

- copper sulphate, electrolysis of
  - 300–301, 302–304
- correlation 169–173, 268, 311
- countable set **4**, 32, 41
- countable stability
  - of dimension print 55
  - of Hausdorff dimension 32, 41
- counting measure **13**
- covariance matrix 270
- cover of a set 27, 28, 30, 35–36
  - see also*  $(\delta)$ -cover
- covering lemma 66–67
- critical exponent **54**
- critical point **227**, 228
- cross section 202
- cube **4**, 42
- cubic polynomial, Newton's method for
  - 239–241, 240
- curve **53**, **81**
  - fractal 133–134
  - Jordan **53**, **81**
  - rectifiable **81**, 81–84, 85–86, 181–182
- curve-free set 81, **83**, 83–84
- curve-like set 81, **82–83**, 83–84
  
- Darcy's law 305
- data compression 145–148
- decomposition of 1-sets 80–81, 81
- $(\delta)$ -cover **27**, 28, 30, 36
- $(\delta)$ -neighbourhood **4**, **4**, **45**, 112, **124**
- $(\delta)$ -parallel body **4**
- dendrite 232
- dense set **6**
- density **76**, 76–80, 84, 88, 152
  - lower **77**, 84
  - upper **77**
- density function 306
- derivative **10**
- diameter of subset **5**, **27**
- difference of sets **4**
- differentiability **10**, 137–138, 160, 182
  - continuous **10**
- diffusion equation 303
- diffusion limited aggregation (DLA)
  - model 301–306, 302, 303
- digital sundial 96–97, 97
- dimension xxii–xxv, **xxiv**
  - alternative definitions 39–58
  - approximations to 299, 305
  - of attractors and repellers 186–201
  - box(-counting) **41**, 41–50, **43**, 44, 60, 263, 265, 268, 272, 273, 299–300
  - calculation of 34–35, 59–75, 128–135
  - of Cantor set xxiii
  - capacity 41
  - characterization of quasi-circles by 235–237
  - divider 39, **53–54**
  - entropy 41
  - experimental estimation of 39–40, 299–300
  - finer definitions 36–37
  - Fourier **74**
  - of graphs of functions 160–169, 161
  - Hausdorff xxiv, 27, **31**, 31–33, 35–36, 40, 54, 70, 92
  - Hausdorff–Besicovitch **31**
  - Hausdorff dimension of a measure **209**, 288
  - information 41
  - of intersections 109–118
  - local **283**
  - lower box(-counting) **41**, **43**
  - of a measure 288
  - metric 41
  - Minkowski(–Bouligand) **46**
  - modified box-counting **49**, 49–50
  - one-sided **54**
  - packing 50–53, **51**
  - of products 99–107
  - of projections 90–97
  - of random sets 246–251, 259–275
  - of self-affine sets 106–107, 139–144, 166–169
  - of self-similar sets xxiv, 128–135
  - similarity **xxiv**
  - topological xxv
  - upper box(-counting) **41**, **43**
  - of von Koch curve xxiii
  - of  $(\alpha)$ -well approximable number 155
- dimension function **37**
- dimension print 54–57, **55**, 56
  - disadvantages 55–56
  - examples 56
- dimensionally homogeneous set 50
- Diophantine approximation 153, 154–157, 205
- direct congruence **8**
- Dirichlet's theorem 154
- discrete dynamical system **186**, 186–201
- disjoint binary intervals 36
- disjoint collection of sets **4**
- distance set **183**

- distribution
  - Gaussian **23**
  - multidimensional normal 262
  - normal **23**, 260
  - uniform **23**
- distribution of digits 151–153
- divider dimension 39, **53–54**
- domain **7**
- double sector **85**
- duality method 176–179, 177
- ‘dust-like’ set 110
- dynamical systems 186–212
  - continuous 201–205
  - discrete **186**, 186–201
- dynamics, complex 216
- eddies 308
- Egoroff’s theorem 17, 79
- electrical discharge in gas 305
- electrodynamics 310
- electrolysis 300–301, 301, 302–304
- electrostatic potential 70, 305, 306–307
- (s-)energy **70**
- entropy 209–211, **210**
- entropy dimension 41
- ergodic theory 128, 209
- Euclidean distance or metric **3**
- Euclidean space **3**
- event **18**
  - independence of **20**
- event space **18**
- exchange rate variation 311, 313
- expectation **21**
  - conditional **22**
- expectation equation 247, 250
- experiment (probabilistic) **18**
- experimental approach to fractals 39–40, 299–300
- exterior, of loop 223
- extinction probability 250
- Fatou set **216**, 235
- Feigenbaum constant 193
- figure of eight **223**, 228
- filled-in Julia set **215**
- finance 186, 311–315
- fine (Hausdorff) multifractal spectrum **284**
- fine multifractal analysis 277, 283–286
- first return map **202**, 202
- fixed point **125**, **186**, **216**
- fluid dynamics 277, 307–309
- forked lightning 298, 300
- Fourier dimension **74**
- Fourier series 206
- Fourier transform **73**, 92
  - methods using 73–74, 112, 171–173, 260, 271
- fractal, definition **xxii**, **xxv**
- fractal curve 133–134, 216
- fractal growth 300–306
- fractal interpolation 169, 170
- fractal percolation 251–255
- fractally homogeneous turbulence 309
- fractional Brownian motion 173, **267**, 269, 267–271
- fractional Brownian surface(s) 273–275
- fractions, continued 153–154
- Frostman’s lemma 70
- full square **254**
- function(s) **6**, 6–7
  - continuous **10**
  - convex **181**, 181–182
- functional analysis 179
- gauge function **37**
- Gaussian distribution **23**
- Gaussian process **267**
- general construction 61–62, 62
- generator **134–135**
  - examples 132, 133, 134
- geometric invariance 41
- geometric measure theory 53, 76
- graphs of functions **160**, 160–169, **258**, 266, 267
- gravitational potential 70, 306–307
- group(s) of fractional dimension 182–184
- group of transformations 8, 110, 111
- growth 300–306
- Hamiltonian 207–208
- Hamiltonian systems, stability of 207–208, 212
- Hamilton’s equations 207
- Hausdorff–Besicovitch dimension **31**
- Hausdorff dimension **xxiv**, 27, **31**, 31–33, 31, 54
  - of attractor 192, 193
  - and box(-counting) dimension 46, 60
  - Brownian motion 263, 265
  - calculating 70–72, 92
  - equivalent definitions 35–36
  - fractional Brownian motion 268
  - fractional Brownian surface 273
  - Lévy stable process 272

- of a measure **209, 288**
  - and packing dimension 53
  - and projections 90–93
  - properties 32
  - of self-affine set 140–144, *140, 144*
- Hausdorff distance **124, 124**
- Hausdorff measure 14, 27–30, **28**
  - and intersections 113
  - and packing measure 53
  - and product rule 99
  - and quasi-circle 236
- Hausdorff metric **124, 124, 145, 300**
- heat equation 303
- Hele–Shaw cell 304
- Hénon attractor/map 103, 196–197, *197, 198, 212, 213*
- heuristic calculation(s) 34–35, 129
- histogram method, for multifractal spectrum 279, 283
- Hölder condition **30, 32, 262, 265, 268**
- Hölder exponent **283, 312**
- Hölder function **8, 10, 30, 161**
- Hölder’s inequality 297
- homeomorphism **10, 33**
- homogeneous turbulence 308
- horseshoe map 194–195, *195, 196, 212*
  
- image **7, 258, 275**
- image encoding 145–148
- in general 109, **110**
- independence
  - of events **20**
  - of random variables **20**
- independent increment 259, 268, 311
- index- $\alpha$  fractional Brownian function **273**
- index- $\alpha$  fractional Brownian motion **267, 267–271, 269, 311–312**
- index- $\alpha$  fractional Brownian surface 273, 274
- infimum **5**
- information dimension 41
- injection **7**
- integral **16–17**
- integral geometry 118
- interior **6**
  - of loop 223
- intermittency 308
- interpolation 169, *170*
- intersection formulae 110–113
- intersection(s) **4, 109–118, 110, 265–266, 275**
  - large 113–118, 157
- interval **4**
- interval density 152
- invariance
  - geometric 41
  - Lipschitz 41, 48
- invariant curves 205, 207
- invariant measure **208, 208–211**
- invariant set **123, 123–129, 187, 218**
- invariant tori 208
- inverse function **7**
- inverse image **7**
- investment calculations 186
- irregular point **78**
- irregular set **78, 79–80, 94**
  - examples *xxi, 81, 180*
- isolated point, as attractor 201
- isometry **7, 30**
- isotropic **261**
- isotropic turbulence 307
- iterated construction(s) 95–96, 96, 180–181
- iterated function system (IFS) **123, 123–128**
  - advantages 128
  - attractor for **123, 123–129, 146–148, 194, 228**
  - and repellers 187–189
  - variations 135–139
- iterated Venetian blind construction 95–96, 96, 180
- iteration 186–201, 215–242
  
- Jarník’s theorem 155–157, 205, 207
- Jordan curve **53, 81**
- Julia set *xxii, 215, 215–242, 219, 233, 234*
  
- Takeya problem 176–179
- Koch curve *see* von Koch curve
- Kolmogorov–Arnold–Moser (KAM) theorem 208
- Kolmogorov entropy 41
- Kolmogorov model of turbulence 307–309
  
- laminar flow **307**
- landscapes 273
- Laplace’s equation 304, 305
- law of averages 23–24
- Lebesgue density theorem 77, 77, 93
- Lebesgue measure **13, 16, 112, 192, 264**
  - $n$ -dimensional **13, 17, 28, 112, 143, 266**
- Legendre spectrum 282

- Legendre transform **281**, 281, 282, 287
- length 13, 81
  - scaling of 29
- level set **266**, 275
- level- $k$  interval **35**, **62**, 152
- level- $k$  set **127**
- Lévy process 267, 271–273
- Lévy stable process **271**, 271–273
- Liapounov exponents 208–211, **209**, 210, 212
- limit **8–9**
  - lower **9**
  - of sequence **5**
  - upper **9**
- lim sup sets **113**
- line segment
  - dimension print 56
  - uniform mass distribution on 14
- line set **176**, 176–179
- linear transformation **8**
- Lipschitz equivalence 236
- Lipschitz function **8**, 10, **30**, 103
- Lipschitz invariance 41, 48, 55, 56
- Lipschitz transformation 30, 32, 34
- local dimension **283**
- local product 103, 196, 202
- local structure of fractals 76–89
- logarithmic density 41
- logarithms 10
- logistic map 189–193, 191, 192, 212
- long range dependence 311
- loop 223, 224–225
  - closed 201
- Lorenz attractor 203–204, 204
- Lorenz equations 202–203
- lower box(-counting) dimension **41**
- lower coarse multifractal spectrum **280**
- lower density **77**, 84
- lower limit **9**
- lubrication theory 305
  
- Mandelbrot, Benoit xxii, xxv
- Mandelbrot set **223**, 223–227, 224, 230, 233, 235
- mapping(s) **6**, 8
- Markov partition **189**
- martingale 248, 311
- mass distribution 11, **12**, 277
  - construction by repeated subdivision 14–15, 15
  - and distribution of digits 151–152
  - and product rule 99, 101
  - uniform, on line segment 14
- mass distribution principle **60**, 60–61, 131, 200
- maximum modulus theorem 231
- maximum range **160**
- Maxwell's equations 310
- mean **21**
- mean-value theorem **10**, 137, 190
- measure(s) **11**, 11–17
  - counting **13**
  - Hausdorff 14, 27–30, **28**, 53, 99, 113
  - Hausdorff dimension of **209**, **288**
  - invariant **208**, 208–211
  - Lebesgue **13**, 16, 28, 112, 192
  - multifractal 211, 277–296
  - $n$ -dimensional Lebesgue **13**, 17, 112, 143
  - net **36**, 68
  - packing 50–53, **51**, 88
  - probability 19
  - restriction of **14**
  - self-similar 278, 279, 280, **286**
  - on a set **11**
  - $\sigma$ -finite 95
  - tangent 89
- $r$ -mesh cube **42**, **278**
- method of moments, for multifractal spectrum 280–281, 283
- metric dimension 41
- middle  $\lambda$  Cantor set **64**
- middle third Cantor set **xvii**, **xviii**
  - as attractor 189
  - box(-counting) dimension 47
  - construction of **xviii**, 127
  - features **xviii**, 123
  - generalization of 63–64
  - Hausdorff dimension 34–35, 60, 61
  - in intersections 112
  - product 99, 100
  - and repellers 188, 189
  - and self-similarity 123, 124, 129
  - and tangents 87
- Minkowski content **45**
- Minkowski(-Bouligand) dimension **46**
- modified box(-counting) dimension **49**, 49–50
  - upper, and packing dimension 51–52
- modified von Koch curve 132, 133–134
- moment sum **280**, 281
- monotonicity
  - of box(-)counting dimension 48
  - of dimension print 55
  - of Hausdorff dimension 32, 41
  - of packing dimension 51
- Montel's theorem 218–219, 221

- Moser's twist theorem 207
- mountain skyline 271, 298
- multifractal(s) 211, 277–296
  - coarse analysis 277, 278–283
  - fine analysis 277, 283–286
  - self-similar 286–296
- multifractal spectrum 277–286, 283, 289, 292–294, 315
- multifractal time 312, 313, 314
- multifractional Brownian motion 271
- multiple points 265, 275
- multivariate normal variable(s) 267
  
- natural fractals xxvi, 146, 147, 298–300
- natural logarithms 10
- Navier–Stokes equations 203, 307, 309
- 'nearest point mapping' 181, 182
- neighbourhood 4, 5, 45
  - see also*  $(\delta-)/(\delta-)$ neighbourhood
- net measure 36, 68
- neural networks 277
- Newton's method 237–241
- non-linear Cantor set 136–137, 154
- non-removable set 180, 181
- non-singular transformation 8
- normal distribution 23, 260
- normal family 218, 218–219
  - at a point 218
- normal numbers 151
- number theory 151–158
  
- often 110
- one-sided dimension 54
- one-to-one correspondence 7
- one-to-one function 7
- onto function 7
- open ball 4
- open interval 4, 138
- open set 5, 5, 32, 41, 187
- open set condition 129, 130–134, 249
- orbit 186, 189, 216, 228
- orthogonal projection xxv, 34, 90–97, 91, 176, 177
  
- packing dimension 50–53, 51, 284
  - and modified upper box dimension 51–52
- packing measure 50–53, 51, 88
  - and Hausdorff measure 53
- parallel body 4
- Parseval's theorem 73
- partial quotient 153
- percolation 251–255, 252, 253, 254
  
- perfect set 220, 242
- period 216
- period doubling 191–193
- period- $p$  orbit 216, 232, 235
- period- $p$  point 186, 191
- periodic orbit 228, 232
- periodic point 216, 221
- phase transition 251
- physical applications xxvi, 298–316
- pinch point 232
- plane cross section 202
- plant growth 300
- Poincaré–Bendixson theorem 201, 202
- Poincaré section 202
- point mass 13
- pointwise convergence 10
- Poisson's equation 307
- polynomials, Newton's method for 237–241
- population dynamics 186, 190, 193
- porous medium, flow through 305
- $(s-)$ potential 70
- potential theoretic methods 70–72, 92, 111, 248–249
- power spectrum 171, 270
- Prandtl number 203
- pre-fractal(s) 126, 127
- pre-image 7
- probability 18
  - conditional 19
- probability density function 23
- probability measure 18, 19
- probability space 19
- probability theory 17–24
- product 99
  - Cartesian 4, 87, 99, 100
- product formula 99–107
- projection(s) 90–97, 91
  - of arbitrary sets 90–93
  - of arbitrary sets of integral dimension 95–97
  - of  $s$ -sets of integral dimension 93–95
- projection theorems 90–93, 180
- Pythagoras's theorem 266
  
- quadratic functions 223–235
- quadratic polynomial, Newton's method for 238–239
- quasi-circle(s) 231, 235–237, 236
  
- radio antennas 309–311
- rainfall distribution 277
- random Cantor set 245, 246, 246–250, 256

- random fractal(s) 244–256
- random function **259**, 260, 270
- random mid-point displacement method 260
- random process **259**
- random variable **20**
  - independence of **20–21**
  - simple **21**
- random von Koch curve xxii, *xxiii*, 245, 251, 256
- random walk 258–259
- range, maximum **160**
- ratio of contraction **128**
- rational function 238
- rectifiable curve **81**, 81–84, 181–182
  - tangent 85–86
- reflection **8**
- regular point **78**
- regular set **78**, 80–89, 93–94
  - examples 81
  - tangent 86–87
- removable set **179**, 179–181
- repeller **187**, 187–189, 215
- repelling point **216**, 233
  - closure of 221
- reservoir level variations 160
- residence measure 208–209, 277, 283
- restriction of a measure **14**
- rigid motion **8**, 109, 111
- ring(s) of fractional dimension 182–184
- Rössler band 204, 204
- rotation **8**
  
- sample function **259**, 262, 265
- sample space **18**
- scalar multiple **4**
- scaling property 29, 29
- sections, parallel 105
- sector, double **85**
- self-affine curve 166–169, *168*, 312
  - construction of 166, *167*
- self-affine set 106–107, *107*, **139**, 139–145
  - as attractor 139, *140*, *142*, *144*, *146*
  - construction of *107*, *142*
- self-similar fractal, with two different similarity ratios *xxi*
- self-similar measure 280, **286**, 294
  - construction of 278, 279
  - multifractal spectrum 288, 293–296
- self-similar multifractals *xxiv*, 286–296
- self-similar set *xxiv*, 128–135, **128**
  - similarity dimension *xxiv*
  - see also* middle third Cantor set;
  - Sierpiński gasket; von Koch curve
- self-similarity xxii
- sensitive dependence on initial conditions **187**, 194, 222
- s-set **32**, 69, 76
  - 0-set 77
  - 1-set 80–84, 86–87, 93–94
  - tangent to 84–88, **85**
- set theory 3–6
- share prices 160, 258, 277, 311–315
- Siegel disc 232
- Sierpiński dipole 310–311
- Sierpiński gasket or triangle xx, *xx*, 129, 132, 256
- (sigma-)/ $\sigma$ -finite measure 95
- similarity 7, **8**, 29, 111, **128**
- similarity dimension **xxiv**
- simple closed curve 230, 235
- simple function 16
- simple random variable **21**
- simulation 299
- singular value(s) **142**
- singular value function **143**
- singularity set 306
- singularity spectrum **284**
- small divisor theory 205–208
- smooth manifold 41
- smooth set 32
- snowflake curve *xix*
- solenoid 198–201, *199*, *200*
- solid square, dimension print 56
- solution curves 201
- stability 41, 48
  - countable 32, 41, 55
- stable point **191**
- stable process **271**, 271–273, 275
- stable set **216**
- stable symmetric process **272**, 273
- stationary increments **259**, 267, 271
- statistically self-affine set 262, 268, 311
- statistically self-similar set 244, 246, 251, 262, 268
- stock market prices 160, 258, 277, 311–315
- strange attractor 186, 205
- stretching and folding or cutting transformations 193–197, 210
- strong law of large numbers **24**, 152
- subgroup **182**, 183
- submanifold 29, 48
- submultiplicative sequence 143
- subring **183**, 183–184
  - examples 183

- subset of finite measure 68–70
- sundial, digital 96–97, 97
- superattractive point 238
- support of a measure 12
- supremum 5
- surface, convex 182
- surjection 7
- symbolic dynamics 189, 212
  
- tangent xxv–xxvi, 84–89, **85**, 86
- tangent measure 89
- tangent plane 182
- tendril 232
- tends to **8**
- tends to infinity **9**
- tent map **188**, 188–189, 188
- tent map repeller 188, 189, 190
- thermal convection 202
- topological dimension xxv
- torus 198–201
- totally disconnected set(s) **6**, **33**, 81, 84, 136, 228, 255
- trading time 312
- trail **258**, 262, 264
- trajectories 201–202
- transformation(s) **6**, 7–8
  - effects on a set 7
  - group of 110, 111
  - linear **8**
  - stretching and folding or cutting 193–198, 210
- translations **7–8**
- tree antenna 310, 311
- trial **18**
- turbulence 307–309
  - fractally homogeneous 309
  - homogeneous 308
  - isotropic 307
- turbulent flow 307
- twist map 207
  
- ubiquity theorem 118
- uncountable set **5**
- uniform Cantor set **63–64**, 64, 103
- uniform convergence **10**
- uniform distribution **23**
- union of sets **4**
- unstable point **191**
- upper box(-counting) dimension **41**
- upper coarse multifractal spectrum **280**
- upper density of  $s$ -set 77
- upper limit **9**
  
- variance **22**
- vector sum of sets **4**
- ‘Venetian blind’ construction, iterated 95–96, 96, 180
- viscous fingering 277, 300, 304–305
- Vitushkin’s conjecture 179–181
- volume **14**, 45–46
  - scaling of 29
- von Koch curve xviii–xx, *xix*
  - construction of *xix*, 127–128
  - dimension of xxiii
  - features xx, 35, 123
  - modified 132, 133–134
  - random xxii, *xxiii*, 245, 251, 256
  - as self-similar set 123, 129
- von Koch dipole 310
- von Koch snowflake *xix*
- vortex tubes 309
  
- weak solution 307
- weather prediction 204
- Weierstrass function *xxiii*, 160, 162–166, 164–165
  - random 270
- ( $\alpha$ -)well approximable number(s) **155**, 155–157, 205, 207
- Wiener process 258, **259**