

QD 476 C53 v. 2



10213486

WLU



WILFRID LAURIER UNIVERSITY

LIBRARY

THE CHEMISTRY OF DOUBLE-BONDED
FUNCTIONAL GROUPS/ ED. BY SAUL ..
QD 476 C53 v.2


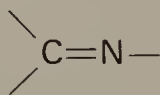
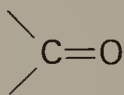
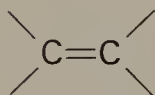
Supplement A

The chemistry of
double-bonded functional groups
Part 2

THE CHEMISTRY OF FUNCTIONAL GROUPS

*A series of advanced treatises under the general editorship of
Professor Saul Patai*

- The chemistry of alkenes (published in 2 volumes)
- The chemistry of the carbonyl group (published in 2 volumes)
 - The chemistry of the ether linkage (published)
 - The chemistry of the amino group (published)
- The chemistry of the nitro and nitroso groups (published in 2 parts)
 - The chemistry of carboxylic acids and esters (published)
- The chemistry of the carbon–nitrogen double bond (published)
 - The chemistry of amides (published)
 - The chemistry of the cyano group (published)
- The chemistry of the hydroxyl group (published in 2 parts)
 - The chemistry of the azido group (published)
 - The chemistry of acyl halides (published)
- The chemistry of the carbon–halogen bond (published in 2 parts)
- The chemistry of the quinonoid compounds (published in 2 parts)
 - The chemistry of the thiol group (published in 2 parts)
- The chemistry of the hydrazo, azo and azoxy groups (published in 2 parts)
 - The chemistry of amidines and imidates (published)
- Supplement A: The chemistry of double-bonded functional groups
(published in two parts)



Supplement A
The chemistry of
double-bonded
functional groups
Part 2

Edited by

SAUL PATAI

The Hebrew University, Jerusalem

1977

JOHN WILEY & SONS

LONDON—NEW YORK—SYDNEY—TORONTO

An Interscience ® Publication

Property of the Library
Wilfrid Laurier University
DISCARD

272365

Copyright © 1977, by John Wiley & Sons, Ltd.

All rights reserved.

No part of this book may be reproduced by any means, nor translated, nor transmitted into a machine language without the written permission of the publisher.

Library of Congress Catalog Card No. 75-6913.

ISBN 0 471 99464 2 (Pt 1).

ISBN 0 471 99465 0 (Pt 2).

ISBN 0 471 66940 7 (Set).

Produced in Great Britain by Technical Filmsetters Europe Ltd,
76 Great Bridgewater Street, Manchester M1 5JY.

Printed in Great Britain by Unwin Brothers Limited, The
Gresham Press, Old Woking, Surrey.

To
my grand-daughter **Tal** and the
double-bond between us

Contributing Authors

N. R. Barot	Chemistry Department, University of Nairobi, Kenya
K. B. Becker	Institute of Organic Chemistry, University of Basel, Switzerland
G. Bianchi	Institute of Organic Chemistry, University of Pavia, Italy
N. Calderon	The Goodyear Tire & Rubber Co., Akron, Ohio, U.S.A.
A. F. Cockerill	Lilly Research Centre Ltd, Erl Wood Manor, Windlesham, Surrey, U.K.
C. De Micheli	Institute of Organic Chemistry, University of Pavia, Italy
J. A. Elvidge	Chemistry Department, University of Surrey, U.K.
O. Exner	Institute of Organic Chemistry and Biochemistry, Czechoslovak Academy of Science, Prague, Czechoslovakia
A. J. Fry	Wesleyan University, Middletown, Connecticut, U.S.A.
R. Gandolfi	Institute of Organic Chemistry, University of Pavia, Italy
D. G. Garratt	Department of Chemistry, University of Toronto, Toronto, Ontario, Canada
C. A. Grob	Institute of Organic Chemistry, University of Basel, Switzerland
R. G. Harrison	Lilly Research Centre Ltd, Erl Wood Manor, Windlesham, Surrey, U.K.
P. M. Henry	Department of Chemistry, University of Guelph, Guelph, Ontario, Canada
D. E. James	University of Iowa, Iowa City, Iowa, U.S.A.
G. L. Lange	Department of Chemistry, University of Guelph, Guelph, Ontario, Canada
A. P. Marchand	Department of Chemistry, University of Oklahoma, Norman, Oklahoma, U.S.A.
R. G. Reed	The Mary Imogene Bassett Hospital, Cooperstown, New York, U.S.A.
G. H. Schmid	Department of Chemistry, University of Toronto, Toronto, Ontario, Canada

R. ShawPhysical Sciences Division, Stanford Research
Institute, Menlo Park, California, U.S.A.**J. K. Stille**

University of Iowa, Iowa City, Iowa, U.S.A.

J. P. Van MeterEastman Kodak Company, Rochester, New York,
U.S.A.

Foreword

Most of the originally planned volumes of the series *The Chemistry of the Functional Groups* have appeared already or are in the press. The first two books of the series, *The Chemistry of Alkenes* (1964) and *The Chemistry of the Carbonyl Group* (1966) each had a second volume published in 1970, with chapters not included in the plans of the original volumes and others which were planned but failed to materialize.

This book is the first of a set of supplementary volumes which should include material on more than a single functional group. For these volumes a division into five categories is envisaged, and supplementary volumes in each of these categories will be published as the need arises. These volumes should include 'missing chapters' as well as chapters which give a unified and comparative treatment of several related functional groups together.

The planned division is as follows:

Supplement A: The Chemistry of Double-Bonded Functional Groups (C=C; C=O; C=N; N=N etc.).

Supplement B: The Chemistry of Acid Derivatives (COOH; COOR; CONH₂ etc.).

Supplement C: The Chemistry of Triple-Bonded Functional Groups⁺ (C≡C; C≡N; —N≡N etc.).

Supplement D: The Chemistry of Halides and Pseudohalides (—F; —Cl; —Br; —I; —N₃; —OCN; —NCO etc.).

Supplement E: Will include material on groups which do not fit any of the previous four categories (—NH₂; —OH; —SH; —NO₂ etc.).

In the present volume, as usual, the authors have been asked to write chapters in the nature of essay-reviews not necessarily giving extensive or encyclopaedic coverage of the material. Once more, not all planned chapters materialized, but we hope that additional volumes of Supplement A will appear, when these gaps can be filled together with coverage of new developments in the various fields treated.

Jerusalem, March 1976

SAUL PATAI

The Chemistry of Functional Groups

Preface to the series

The series 'The Chemistry of Functional Groups' is planned to cover in each volume all aspects of the chemistry of one of the important functional groups in organic chemistry. The emphasis is laid on the functional group treated and on the effects which it exerts on the chemical and physical properties, primarily in the immediate vicinity of the group in question, and secondarily on the behaviour of the whole molecule. For instance, the volume *The Chemistry of the Ether Linkage* deals with reactions in which the C—O—C group is involved, as well as with the effects of the C—O—C group on the reactions of alkyl or aryl groups connected to the ether oxygen. It is the purpose of the volume to give a complete coverage of all properties and reactions of ethers in as far as these depend on the presence of the ether group but the primary subject matter is not the whole molecule, but the C—O—C functional group.

A further restriction in the treatment of the various functional groups in these volumes is that material included in easily and generally available secondary or tertiary sources, such as Chemical Reviews, Quarterly Reviews, Organic Reactions, various 'Advances' and 'Progress' series as well as textbooks (i.e. in books which are usually found in the chemical libraries of universities and research institutes) should not, as a rule, be repeated in detail, unless it is necessary for the balanced treatment of the subject. Therefore each of the authors is asked *not* to give an encyclopaedic coverage of his subject, but to concentrate on the most important recent developments and mainly on material that has not been adequately covered by reviews or other secondary sources by the time of writing of the chapter, and to address himself to a reader who is assumed to be at a fairly advanced post-graduate level.

With these restrictions, it is realized that no plan can be devised for a volume that would give a *complete* coverage of the subject with *no* overlap between chapters, while at the same time preserving the readability of the text. The Editor set himself the goal of attaining *reasonable* coverage with *moderate* overlap, with a minimum of cross-references between the chapters of each volume. In this manner, sufficient freedom is given to each author to produce readable quasi-monographic chapters.

The general plan of each volume includes the following main sections:

(a) An introductory chapter dealing with the general and theoretical aspects of the group.

(b) One or more chapters dealing with the formation of the functional group in question, either from groups present in the molecule, or by introducing the new group directly or indirectly.

(c) Chapters describing the characterization and characteristics of the functional groups, i.e. a chapter dealing with qualitative and quantitative methods of determination including chemical and physical methods, ultraviolet, infrared, nuclear magnetic resonance and mass spectra: a chapter dealing with activating and directive effects exerted by the group and/or a chapter on the basicity, acidity or complex-forming ability of the group (if applicable).

(d) Chapters on the reactions, transformations and rearrangements which the functional group can undergo, either alone or in conjunction with other reagents.

(e) Special topics which do not fit any of the above sections, such as photochemistry, radiation chemistry, biochemical formations and reactions. Depending on the nature of each functional group treated, these special topics may include short monographs on related functional groups on which no separate volume is planned (e.g. a chapter on 'Thioketones' is included in the volume *The Chemistry of the Carbonyl Group*, and a chapter on 'Ketenes' is included in the volume *The Chemistry of Alkenes*). In other cases, certain compounds, though containing only the functional group of the title, may have special features so as to be best treated in a separate chapter, as e.g. 'Polyethers' in *The Chemistry of the Ether Linkage*, or 'Tetraaminoethylenes' in *The Chemistry of the Amino Group*.

This plan entails that the breadth, depth and thought-provoking nature of each chapter will differ with the views and inclinations of the author and the presentation will necessarily be somewhat uneven. Moreover, a serious problem is caused by authors who deliver their manuscript late or not at all. In order to overcome this problem at least to some extent, it was decided to publish certain volumes in several parts, without giving consideration to the originally planned logical order of the chapters. If after the appearance of the originally planned parts of a volume it is found that either owing to non-delivery of chapters, or to new developments in the subject, sufficient material has accumulated for publication of a supplementary volume, containing material on related functional groups, this will be done as soon as possible.

The overall plan of the volumes in the series 'The Chemistry of Functional Groups' includes the titles listed below:

- The Chemistry of Alkenes (published in two volumes)*
- The Chemistry of the Carbonyl Group (published in two volumes)*
- The Chemistry of the Ether Linkage (published)*
- The Chemistry of the Amino Group (published)*
- The Chemistry of the Nitro and the Nitroso Group (published in two parts)*
- The Chemistry of Carboxylic Acids and Esters (published)*
- The Chemistry of the Carbon–Nitrogen Double Bond (published)*
- The Chemistry of the Cyano Group (published)*
- The Chemistry of Amides (published)*
- The Chemistry of the Hydroxyl Group (published in two parts)*
- The Chemistry of the Azido Group (published)*
- The Chemistry of Acyl Halides (published)*
- The Chemistry of the Carbon–Halogen Bond (published in two parts)*
- The Chemistry of the Quinonoid Compounds (published in two parts)*
- The Chemistry of the Thiol Group (published in two parts)*
- The Chemistry of the Carbon–Carbon Triple Bond (in preparation)*
- The Chemistry of Amidines and Imidates (published)*
- The Chemistry of the Hydrazo, Azo and Azoxy Groups (published)*
- The Chemistry of the Cyanates and their Thio-derivatives (in press)*
- The Chemistry of the Diazonium and Diazo Groups (in press)*
- The Chemistry of Cumulenes and Heterocumulenes*
- Supplement A: The Chemistry of Double-Bonded Functional Groups (published in two parts)*
- Supplement B: The Chemistry of Acid Derivatives (in preparation)*
- Supplement C: The Chemistry of Triple-Bonded Functional Groups*
- Supplement D: The Chemistry of Halides and Pseudo-halides*
- Supplement E: Other Functional Groups*

Advice or criticism regarding the plan and execution of this series will be welcomed by the Editor.

The publication of this series would never have started, let alone continued, without the support of many persons. First and foremost among these is Dr. Arnold Weissberger, whose reassurance and trust encouraged me to tackle this task, and who continues to help and advise me. The efficient and patient cooperation of several staff-members of the Publisher also rendered me invaluable aid (but unfortunately their code of ethics does not allow me to thank them by name). Many of my friends and colleagues in Israel and overseas helped me in the solution of various major and minor matters, and my thanks are due to all of them, especially to Professor Z. Rappoport. Carrying out such a long-range project would

be quite impossible without the non-professional but none the less essential participation and partnership of my wife.

The Hebrew University,
Jerusalem, ISRAEL

SAUL PATAI

Contents

1. Dipole moments, configurations and conformations of molecules containing $X=Y$ groups	1
Otto Exner	
2. Liquid crystals with $X=Y$ groups	93
J. P. Van Meter	
3. Thermochemistry of $X=Y$ groups	131
R. Shaw	
4. Mechanisms of elimination and addition reactions involving the $X=Y$ group	149
A. F. Cockerill and R. G. Harrison	
5. The electrochemistry of $X=Y$ groups	331
A. J. Fry and R. G. Reed	
6. 1,3-Dipolar cycloadditions involving $X=Y$ groups	369
G. Bianchi, C. De Micheli and R. Gandolfi	
7. Reactions of carbenes with $X=Y$ groups	533
A. P. Marchand	
8. The formation of unsaturated groups by heterolytic fragmentation	653
K. B. Becker and C. A. Grob	
9. Electrophilic additions to carbon-carbon double bonds	725
G. H. Schmid and D. G. Garratt	
10. The olefin metathesis reaction	913
N. Calderon	
11. Oxidation of $C=C$ and $C=N$ groups	965
P. M. Henry and G. L. Lange	
12. Transition metal catalysed carbonylation of olefins	1099
J. K. Stille and D. E. James	
13. Imidines and diamidides (1,3,5-triazapentadienes)	1167
J. A. Elvidge and N. R. Barot	
Author Index	1251
Subject Index	1319

CHAPTER 8

The formation of unsaturated groups by heterolytic fragmentation

KONRAD B. BECKER and CYRIL A. GROB

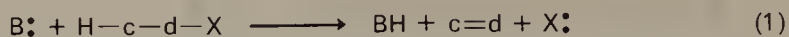
*Institute of Organic Chemistry,
University of Basel, Switzerland*

I. INTRODUCTION	653
II. MECHANISM AND STEREOCHEMISTRY.	659
A. Reaction Paths	659
B. The Basic Mechanisms	660
C. The Two-step Carbonium Ion Mechanism	662
D. The Concerted Mechanism of Fragmentation	665
E. Competitive Concerted Fragmentation	675
F. The Frangomeric Effect	679
G. The Two-step Carbanion Mechanism	680
III. THE SCOPE OF HETEROLYTIC FRAGMENTATION	681
A. Olefin-forming Fragmentation	681
B. Imine-forming Fragmentation	694
C. Cyanate-forming Fragmentation	696
D. Carbonyl-forming Fragmentation	698
E. Heteroxide-forming Fragmentation	706
F. Nitrogen-forming Fragmentation	707
G. Diimide- and Azo-forming Fragmentation	709
H. Displacement-induced Fragmentation	710
I. α -Fragmentation	712
IV. OUTLOOK	716
V. REFERENCES	717

I. INTRODUCTION

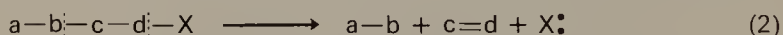
Many important methods for the formation of double-bonded functions, such as $C=C$, $C=N$ and $C=O$, consist in the removal of hydrogen and an atom or group X from adjacent atoms c and d. The letters c and d

symbolize atoms which are able to form double bonds, such as carbon, nitrogen and oxygen†.



In the heterolytic variant of this 1,2- or β -elimination reaction¹, a proton is transferred to a base, i.e. hydrogen is removed as an electrofuge², since it leaves without the electron pair by which it was bonded to c. On the other hand, X leaves the atom d with the bonding electron pair, i.e. as a nucleofuge² (equation 1). Common nucleofugal atoms and groups are halogen (Cl, Br, I), sulphonate (RSO_3^-), the diazonio ($-N^+\equiv N$), the oxonio ($-OR_2^+$), the ammonio ($-NR_3^+$) and the sulphonio ($-SR_2^+$) groups (Table 1a).

Frequently, the electrofuge is not a single atom, such as hydrogen, but a group of at least two atoms. Since the reacting molecule breaks into three fragments, the process is called a fragmentation reaction³ (equation 2).



Electrofugal groups, designated by the symbols a—b (Table 1b) are readily split off, especially in protic solvents, because they furnish relatively stable cations or neutral molecules. This species will be referred to as the electrofugal fragment. Furthermore, the double-bonded species c=d derived from the middle group —c—d— will be called the unsaturated fragment. Common middle groups and unsaturated fragments are listed in Table 1c. As will be noted, the atomic sequence in the middle groups N—C, N=C and O—C can be reversed to C—N, C=N and C=O depending upon whether the electrofuge is attached to the heteroatom or to carbon.

TABLE 1. $a-b\overset{\curvearrowright}{c}-d\overset{\curvearrowright}{X} \longrightarrow a-b + c=d + X$.

(a) Common nucleofugal groups —X and fragments X:			
—X	\longrightarrow X:	—X	\longrightarrow X:
—Cl	Cl^-	—OH ₂ ⁺	H ₂ O
—Br	Br^-	—NR ₃ ⁺	NR ₃
—I	I^-	—SR ₂ ⁺	SR ₂
—OSO ₂ Ar	$^-OSO_2Ar$	—N≡N ⁺	N ₂
—OCOR	^-OCOR		

† In this volume double-bonded groups are symbolized as X=Y. In this chapter, the letter X will denote the (nucleofugal) leaving group, in keeping with common usage.

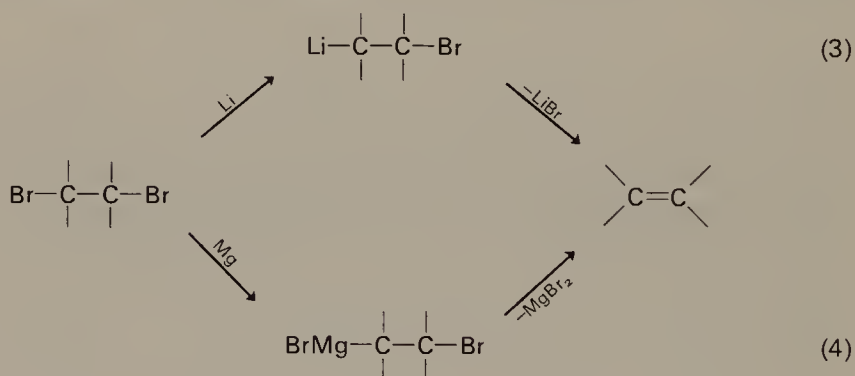
TABLE 1 (continued)

(b) Common electrofugal groups a—b— and fragments a—b			
a—b—	→ a—b	a—b—	→ a—b
$\text{HO}-\text{C}-$	$\text{O}=\text{C}$	$\text{Ar}-\text{C}-$	$\text{Ar}-\text{C}^+$
$\text{HO}-\text{C}-$ \parallel O	$\text{O}=\text{C}=\text{O}$	$\text{C}=\text{C}-\text{C}-$	$\text{C}=\text{C}-\text{C}^+$
$\text{HS}-\text{C}-$	$\text{S}=\text{C}$	$\text{H}_2\text{N}-\text{NH}-$	$\text{HN}=\text{N}$
$\text{R}_2\text{N}-\text{C}-$	$\text{R}_2\text{N}^+=\text{C}$	$\text{O}=\text{P}-$ \parallel O^-	$^-\text{OPO}_2$
$\text{RNH}-\text{C}-$ \parallel O	$\text{RN}=\text{C}=\text{O}$	$\text{HO}-\text{B}-$	$\text{HO}-\text{B}$
$\text{C}-\text{C}-$ \parallel O	$\text{C}=\text{C}$	$-\text{Si}-$	$-\text{Si}^+$

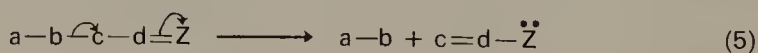
(c) Common middle groups —c—d— and unsaturated fragments c=d			
—c—d—	→ c=d	—c—d—	→ c=d
$-\text{C}-\text{C}-$	$\text{C}=\text{C}$	$\text{C}=\text{C}$	$-\text{C}\equiv\text{C}-$
$-\text{N}-\text{C}-$	$-\text{N}=\text{C}$	$-\text{C}-\text{N}-$	$\text{C}=\text{N}-$
$-\text{N}=\text{C}$	$\text{N}\equiv\text{C}-$	$\text{C}=\text{N}-$	$-\text{C}\equiv\text{N}$
$-\text{N}-\text{N}-$	$-\text{N}=\text{N}-$	$-\text{C}-\text{O}-$	$\text{C}=\text{O}$
$-\text{N}=\text{N}-$	N_2	$-\text{O}-\text{S}-$ \parallel O	SO_2
$-\text{O}-\text{C}-$	$\text{O}=\text{C}$		

A large number of potentially fragmentable systems $a-b-c-d-X$ are obtained by combination of the electrofugal, middle and nucleofugal groups in Table 1. Some combinations lead to unstable and therefore non-existent molecules. Many others represent well-known types of compounds and new ones are constantly being reported in the literature. The need for a logical system of classification is therefore obvious. The one originally proposed^{3c} is based primarily on the nature of the unsaturated fragment $c=d$, the electrofugal and nucleofugal fragments ranking second and third, respectively.

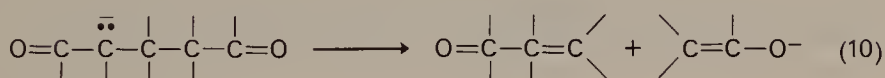
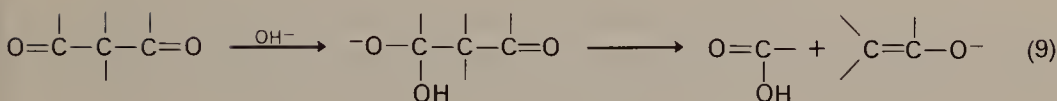
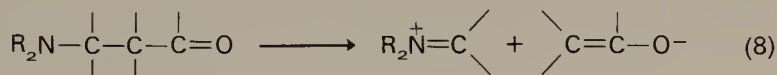
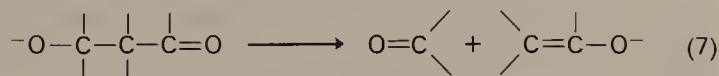

In certain cases this system of classification is somewhat arbitrary. Thus, the formation of an olefin by the reaction of a 1,2-dibromide with lithium (equation 3) can be described as a 1,2-elimination since the electrofuge is a single atom. In the corresponding reaction with magnesium (equation 4) a two-atom fragment, namely BrMg^+ , is split off. This reaction could therefore be classified as an olefin-forming fragmentation. In this chapter reactions involving organometallic electrofugal fragments are not included.



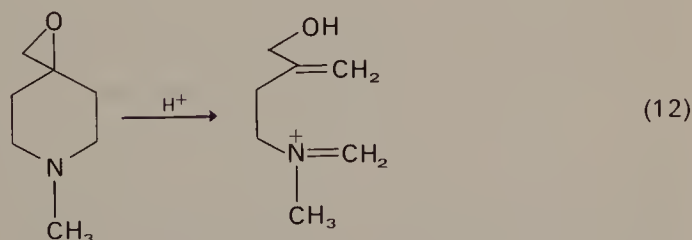
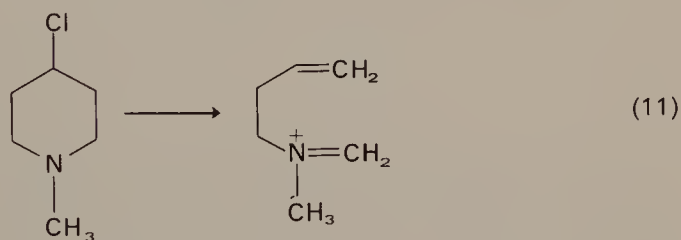
In many cases an electron acceptor, Z, is connected to the atom d by a double bond (equation 5). Despite their resemblance to heterolytic fragmentation, these reactions should not be considered as such.



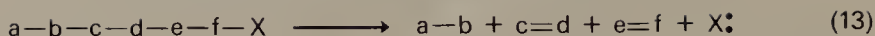
They lead to two fragments rather than three and are better described as eliminations involving a mesomeric nucleofuge. Well known examples are the decarboxylation of a β -keto acid (equation 6), and the retro-aldol (equation 7), retro-Mannich (equation 8), retro-Claisen (equation 9) and retro-Michael reactions (equation 10). In these cases an enol or a mesomeric enolate ion is liberated as a nucleofuge.



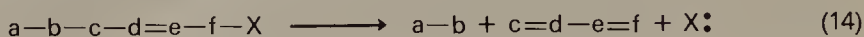
There are also apparent exceptions to the rule that a reaction must lead to three separate fragments (a—b, c=d and X) in order to qualify as a heterolytic fragmentation. This is the case when two or all three potential fragments are ring members in cyclic reactants as in equations (11) and (12). Nevertheless, these reactions are easily recognized as fragmentations.



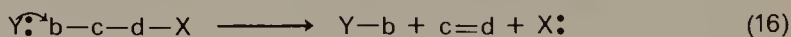
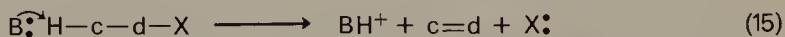
A few reactions are known which show the characteristic features of heterolytic fragmentation, but which lead to four fragments, as shown in equation (13).




Furthermore, the atomic centres d and e can be double-bonded as in equation (14). In this case fragmentation gives rise to three fragments, an electrofugal, a nucleofugal and a doubly unsaturated fragment. Such cases are clearly vinylogues of normal $a-b-c-d-X$.



The analogy between fragmentation and 1,2-elimination has already been stressed. Thus, the counterpart of base-induced or bimolecular (E2) elimination (equation 15) is nucleophile-induced fragmentation (equation 16). This involves a nucleophilic displacement on the atom b (other than hydrogen) by the nucleophile $Y:$, resulting in the liberation of an unsaturated and a nucleofugal fragment.



Furthermore, the counterpart of α -elimination, which involves the removal of hydrogen and a nucleofuge from the same atom (equation 17), is α -fragmentation shown in equation (18).



Since the valency of the atom c is decreased by two, these reactions are only observed when the lower valency state has a certain stability, as with carbon in carbon monoxide or in isocyanides. Equations (16) and (18) will be dealt with in Sections III.H and III.I, respectively.

The analogy between fragmentation and 1,2-elimination persists in the area of mechanism since both can occur by three basic mechanisms. These differ with respect to the order in which the fragments are released. Thus, a one-step and two two-step mechanisms can be distinguished depending on whether the electrofuge $a-b$ and the nucleofuge X are released simultaneously from $c-d$ or whether either $a-b$ or X departs ahead of the other. However, mechanism is not an appropriate criterion for the classification of the large variety of fragmentation reactions. Nevertheless, an understanding of mechanism and its stereochemical

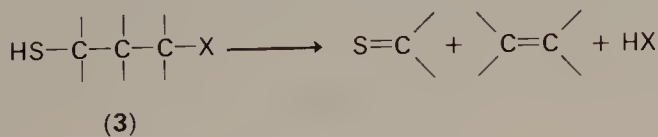
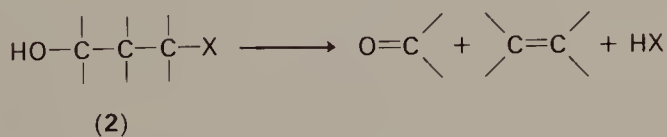
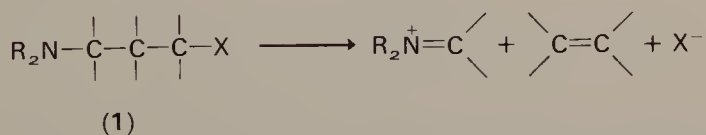
implications is indispensable for the interpretation of a vast amount of data, as will be discussed in Section II.

Finally, molecular fragmentation resulting from electron impact, as detected by mass spectroscopy, and homolytic fragmentation will not be discussed here since different principles are involved. However, it seems appropriate to point out that the term fragmentation^{3a} was introduced as a distinctive name for the class of reactions described in this chapter before the advent of popular mass spectroscopy. Unfortunately, the term is also used rather indiscriminately in other contexts.

II. MECHANISM AND STEREOCHEMISTRY

A. Reaction Paths

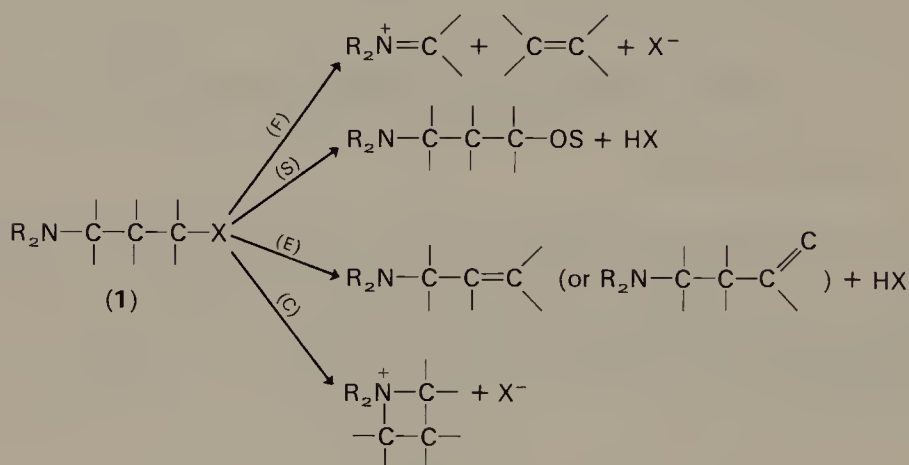
Of the numerous fragmentations known (a selection is given in Section III), only a few have so far been subjected to detailed mechanistic and stereochemical scrutiny. Among the latter are γ -amino halides and sulphonates (1, X = halogen, $-\text{OSO}_2\text{R}$)⁴, γ -hydroxy halides (2) and γ -mercapto halides (3).



These three types of compounds can undergo olefin-forming fragmentation with release of an electrofugal fragment, namely an immonium ion, a carbonyl and a thione derivative, respectively. The fragmentable chain of atoms may be incorporated in more or less rigid cyclic structures, thus allowing stereochemical and stereoelectronic factors to be studied.

With the proper choice of the nucleofuge X the reactivity under solvolytic conditions, e.g. in 80 vol.-% ethanol, is such that rates can be measured easily, thus facilitating mechanistic investigations.

It is opportune to point out that fragmentation is frequently not the only possible reaction path. Given the right structure, configuration and reaction conditions, compounds of the type **1**, **2**, and **3** may undergo nucleophilic substitution, β -elimination or cyclization in addition to, or instead of, fragmentation. Fragmentation is thus intimately connected with other well known nucleophilic reactions. For γ -amino halides in a protic solvent SOH the reactions in Scheme 1 may be envisaged. Frag-



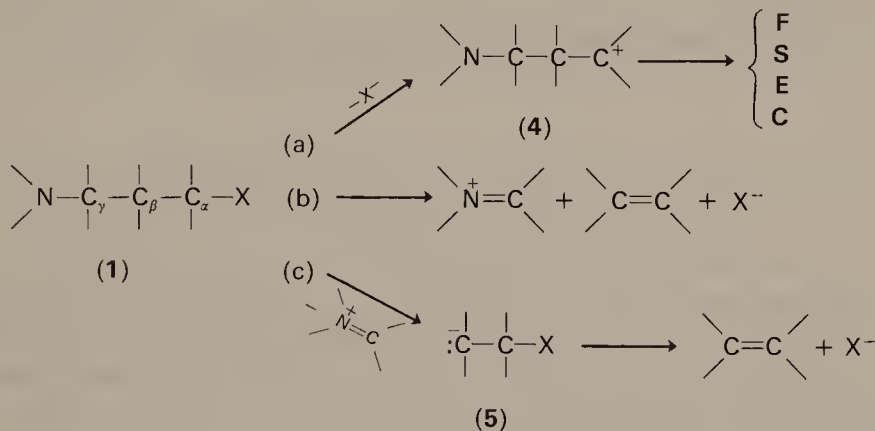
SCHEME 1.

mentation (F) leads to an immonium ion which is rapidly hydrolysed in aqueous solvents, yielding an amine and a carbonyl compound. Substitution (S) by solvent may be of the $\text{S}_{\text{N}}1$ or $\text{S}_{\text{N}}2$ type depending on the degree of substitution at C_α . Elimination (E) can occur by mechanism E 1 or E 2 and lead to isomeric olefins. Cyclization (C) furnishes an azetidinium ion and will be favoured when C_α is primary or secondary. It is noteworthy that electronic and steric factors may affect the relative rates of these competing reactions in different ways.

B. The Basic Mechanisms

Although the structural and electronic requirements and the number of bonds broken are the same for all fragmentations, the sequence of bond rupture may be different. Thus the electrofugal and nucleofugal fragments

a—b and X may be released simultaneously or successively from —c—d—. For γ -amino halides (**1**) three mechanisms must therefore be considered, i.e. the two-step processes (a) and (c) and the one-step process (b) (Scheme 2), all of which follow the first-order rate law. This also applies to γ -hydroxy and γ -mercapto derivatives (**2** and **3**). Strong bases will, however, convert the latter into their conjugate bases, the overall rate then becoming second-order.



SCHEME 2.

The two-step mechanism of fragmentation of $\text{N}-\text{C}-\text{C}-\text{C}-\text{X}$ (path a) is initiated by the rate determining loss of the nucleofuge which converts **1** to a γ -amino carbonium ion (**4**). The latter may then undergo cleavage of the $\text{C}_{\beta}-\text{C}_{\gamma}$ bond to form an immonium ion and an olefin, thus completing fragmentation (F). The cationic intermediate **4** may, however, react with a nucleophilic solvent (S), eject a proton (E), or undergo ring closure (C). In the two-step mechanism (a) the amino group is not directly involved in the ionization step. The carbonium ion (**4**) is therefore formed at a 'normal rate', modified only by the inductive effect of the nitrogen atom. Substituents on C_{α} , which stabilize carbonium ions, will favour this mechanism.

In the one-step or concerted process (b) the electrofugal fragment $\text{N}^{+}=\text{C}$ and the nucleofugal fragment X^{-} leave simultaneously, i.e. in the same transition state. Since ionization is assisted by electron release from the nitrogen atom the concerted mechanism should lead to an increased reaction rate, as compared to the rate of the two-step carbonium ion mechanism (a).

The third mechanism (c) involves a rate-determining ionization yielding the electrofugal immonium ion and a carbanion (**5**). Electron-withdrawing substituents at C_β will therefore favour this process. The carbanion will either eject the nucleofuge X and complete the fragmentation, or accept a proton from the medium. The latter reaction represents a retro-Mannich reaction rather than a fragmentation. The two-step mechanism (a) and the concerted mechanism (b) are frequently observed; mechanism (c), however, is rare.

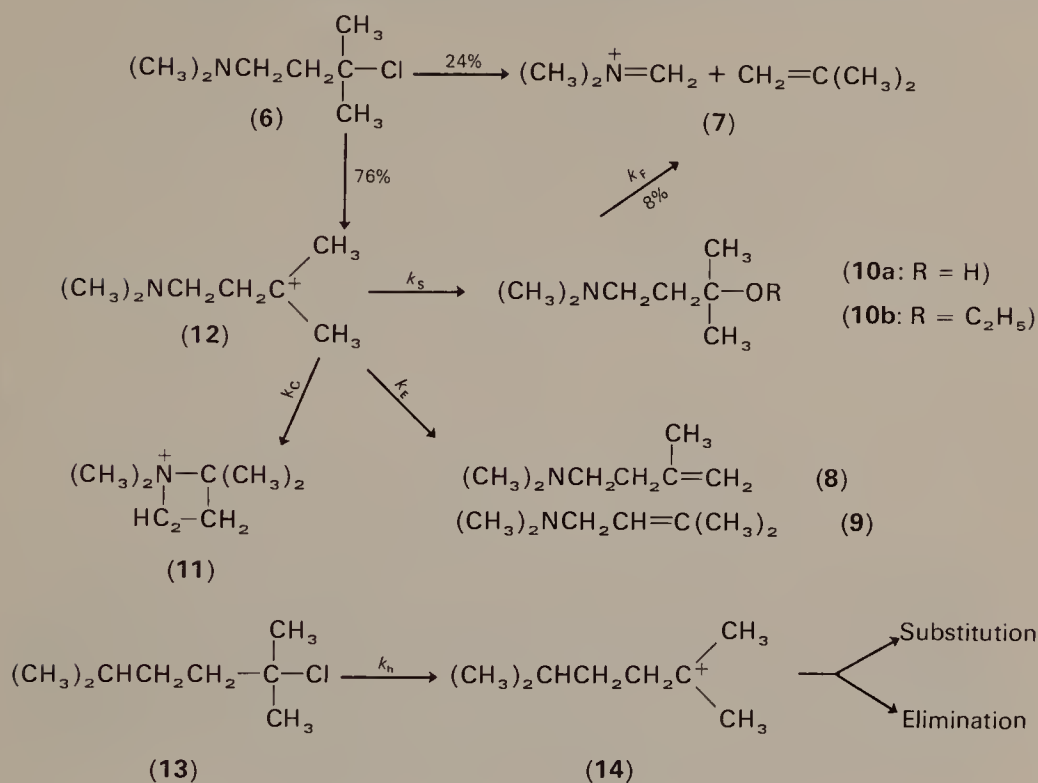
In the following subsections the occurrence and the detection of these basic fragmentation mechanisms will be discussed.

C. The Two-step Carbonium Ion Mechanism

The rate-determining step in this mechanism is the ionization to form a carbonium ion [path (a) in Scheme 2]. It is thus identical with that of unimolecular substitution (S_N1) and elimination (E 1). As in these cases, the tendency to ionize is greatest when a tertiary, and hence particularly stable, carbonium ion is formed. This applies e.g. to 3-chloro-*N,N*,3-trimethylbutylamine (**6**) (Scheme 3)^{5,6}.

The reaction of this compound in 40 vol.-% ethanol leads to 32% fragmentation products, i.e. isobutene together with dimethylamine and formaldehyde, which arise from the hydrolysis of the immonium ion **7**. In addition, 41% of the alcohol **10a** and the ethyl ether **10b** are formed by substitution along with 25% of the amino olefins **8** and **9** by elimination. Finally, 2% of the azetidinium ion **11** are formed by cyclization. In the presence of a carbonium ion trapping reagent, such as sodium azide, the yield of fragmentation products drops from 32% to 24%. Therefore 24% of the 3-chloro amine (**6**) fragment directly by the concerted mechanism b (Scheme 2), whereas 76% ionize to the γ-amino carbonium ion **12**. The latter then undergoes fragmentation (8%), substitution (41%), elimination (25%) and cyclization (2%) in the fast steps k_F , k_S , k_E and k_C . This experiment shows that there are two pathways for the fragmentation of compound **6**.

Further support for this duality of mechanism is provided by the comparison of the rate constant for the 3-chloroamine **6** with that for the sterically equivalent, i.e. homomorphous, chloroalkane **13**. Tertiary halides of the latter type are known to react via carbonium ions **14** under solvolytic conditions. The comparison of the observed rate constant k for **6** and k_h for **13** provides information about the participation of the nitrogen atom in the ionization step. If nitrogen does not participate

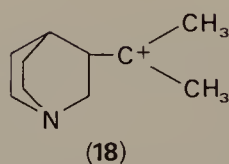
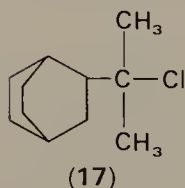
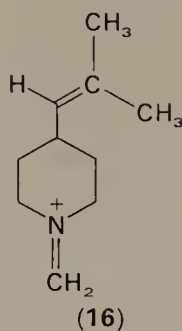
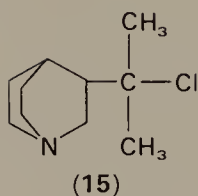


SCHEME 3.

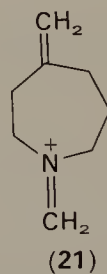
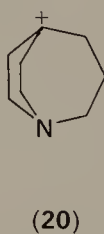
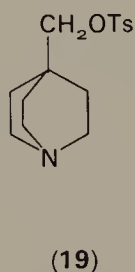
directly, k should be smaller than k_h ($k/k_h < 1$) due to the electron withdrawing inductive effect of nitrogen. If, however, the ionization of the 3-chloroamine **6** is assisted by the nitrogen atom, it should react at a rate comparable to or faster than that of the homomorphous chloroalkane ($k/k_h \gtrsim 1$).

The ratio of the rate constants for the compounds **6** and **13** in 80 vol.-% ethanol increases from 0.5 at 25 °C to 0.9 at 75 °C. Obviously, the contributions of the two fragmentation mechanisms of compound **6** (Scheme 3) also vary with the temperature. In cases where only the two-step carbonium ion mechanism [Scheme 2, path (a)] is possible for stereoelectronic reasons k/k_h ratios as low as 0.12 are observed (Section II.D).

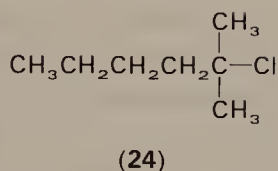
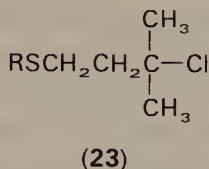
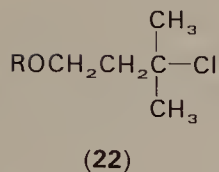
Another example of this duality of mechanism is provided by 3-(1'-chloro-1'-methylethyl)quinuclidine (**15**), which in 80% ethanol reacts to yield 62% the fragmentation product **16** together with 30% substitution products and 6% elimination products⁷. This and the ratio of the rate constants of **15** and the homomorph **17** ($k/k_h = 0.64$) indicate concurrent fragmentation by the concerted mechanism and via the γ -amino carbonium ion **18**.



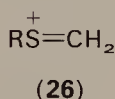
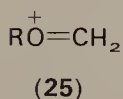
A fragmentable γ -amino carbonium ion can also be produced by rearrangement of an amine with a nucleofugal substituent in the δ -position. Thus the ionization of the *p*-toluenesulphonyl ester **19** is accompanied by a Wagner–Meerwein rearrangement to the bicyclic γ -amino carbenium ion **20**, the precursor of the fragmentation product **21**⁸.



It is noteworthy that oxygen and sulphur analogues of the 3-chloroamine **6**, i.e. the alcohol **22a** and the thiol **23a**, as well as the corresponding methyl ethers **22b** and **23b**, only undergo substitution and elimination upon reaction in 80% ethanol^{9,10}. The products and the rate constants, which are approximately ten-times smaller than the rate constant for the 'homomorphous' tertiary chloride **24**, indicate a S_N1-E1 mechanism by way of γ -hydroxy, γ -alkoxy and γ -thiocarbonium ions respectively. Evidently the tendency to eliminate oxocarbonium ions **25** and thiocarbonium ions **26** as electrofuge is too low for fragmentation to occur. The conjugate bases of the alcohol **22a** and the thiol **23a**, which are present in basic media, react quite differently, as will be shown in Section II.E.

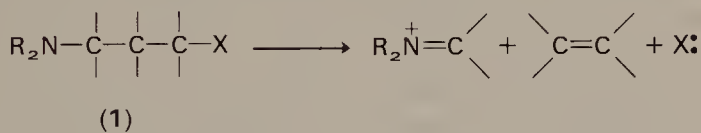


a: R = H

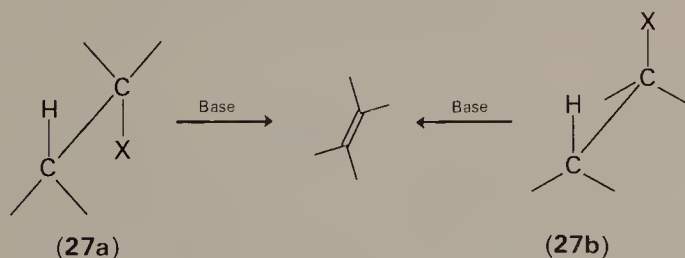
b: R = CH₃

D. The Concerted Mechanism of Fragmentation

At least five atomic centres of a molecule are involved in the transition state of the concerted fragmentation of γ -amino halides and sulphonates (1)¹¹.

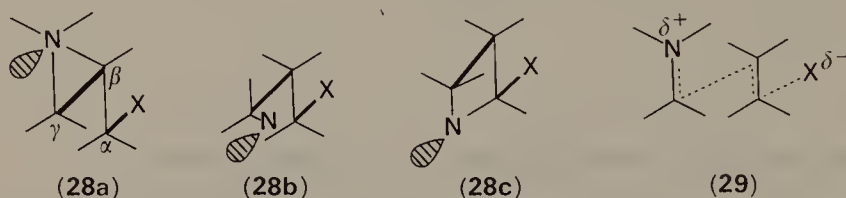


It is, therefore, not surprising that this mechanism is subject to more stringent stereoelectronic conditions than those encountered in bimolecular (E 2) elimination. In the latter case (Scheme 4) an antiplanar orientation of H and X (27a, dihedral angle $\Phi = 180^\circ$) leads to faster olefin formation than a synplanar orientation (27b, $\Phi = 0$) which, in turn, is more favourable than all intermediate conformations. The reason is that the original C—H and C—X σ -bonds must be coplanar in order to be converted smoothly to p-orbitals of the incipient π double bond³.



SCHEME 4.

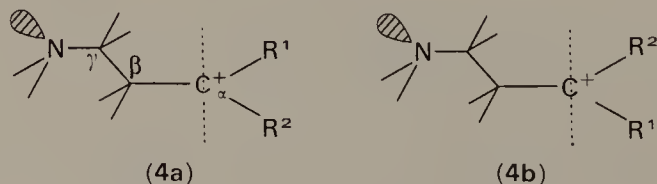
In concerted fragmentation a further electron pair has to become aligned. Extension of the 'principle of maximum overlap of p-orbitals in the transition state' to the fragmentation of 3-haloamines leads to the prediction that the concerted mechanism will only operate if both the $C_\alpha-X$ bond and the orbital of the lone pair of electrons in the nitrogen atom are antiperiplanar (or antiparallel) with respect to the $C_\beta-C_\gamma$ bond (Scheme 5¹¹, where the antiparallel electron pairs are indicated by heavy lines).



SCHEME 5.

These conditions are met in the staggered conformation (28a) and in all rotamers derived from it by rotation of the amino group around the $C_\beta-C_\gamma$ bond, e.g. the skew (28b) and the eclipsed conformation (28c), two out of an infinite number of rotamers. Only such conformations permit maximum overlap of the p-orbitals of the sp^2 -hybridized atoms formed in the unsaturated fragments in the transition state, e.g. 29. Rotations about the $C_\alpha-C_\beta$ and $C_\gamma-N$ bonds, on the other hand, lead to energetically less favourable transition states with the result that the concerted process is suppressed. However, the stereoelectronically favourable conformations are not always the most favourable ones sterically.

It should be pointed out that the stereoelectronic requirements for the fragmentation of γ -amino carbonium ions (4) and related intermediates, generated in the two-step mechanism (Scheme 2), are similar but less stringent than for the concerted process. Cleavage of the $C_\beta-C_\gamma$ bond will occur readily when the plane through C_α , C_β and C_γ is approximately orthogonal to the second plane described by the three ligands of C_α (Scheme 6)¹¹.

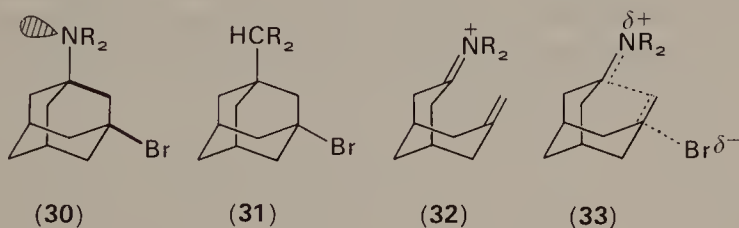


SCHEME 6.

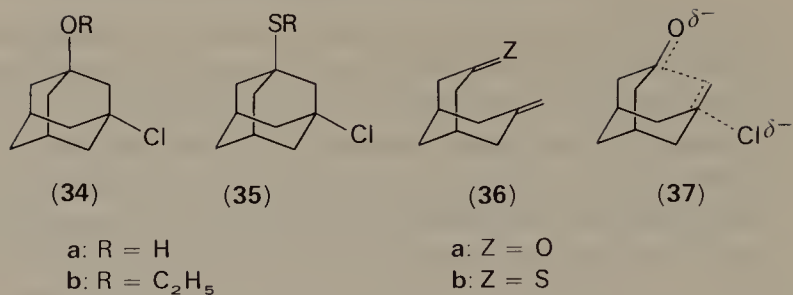
Rotation around the $C_\alpha-C_\beta$ bond leads to two fragmentable forms **4a** and **4b** which furnish different olefins when the substituents on C_β are different. Since C_α is now the centre of a full positive charge, its greater attraction for the electrons of the $C_\beta-C_\gamma$ bond will tend to overcome the disadvantage due to small deviations from orthogonality.

The concerted mechanism is detected mainly on the basis of kinetic criteria. The positive charge formed on the cation in the ionization process is transferred to the relatively stable immonium ion. Therefore $N-C-C-X$ systems that undergo concerted fragmentation react more rapidly (rate constant k) than homomorphous compounds without nitrogen (k_h), in which the positive charge remains localized on the C_α atom. A k/k_h ratio greater than unity thus indicates the participation of the amino group, i.e. a concerted process.

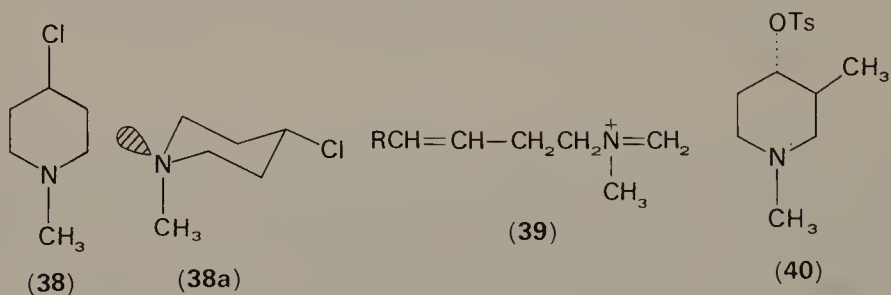
Another kinetic criterion for the participation of the amino group is provided by comparison of the rate constants for γ -nucleofugally substituted amines, in which the substituents R on the N atom are varied. Since the amino group acquires the positive charge in the transition state (**29**), the reaction rate must depend on the number and nature of these substituents.



3-Bromoadamantylamines (**30**, $R = H$ or CH_3) react faster than the homomorphous 1-alkyl-3-bromoadamantanes (**31**, $R = H$ or CH_3), and undergo quantitative fragmentation with formation of the immonium salts (**32**)¹². As the number of methyl groups on the nitrogen atom is increased, the absolute and relative rates with respect to the homomorphs (**31**) increase. Thus k/k_h is 30 for the primary amine, 222 for the secondary amine, and 520 for the tertiary amine. The increase in the reactivity with the number of N -methyl substituents is due to the increasing electromeric effect of the amino group. The atoms taking part in the reaction have the staggered conformation (**28a**) and therefore satisfy the stereoelectronic principles mentioned above. In the transition state (**33**) of this concerted fragmentation the $C_{(3)}-Br$ and the $C_{(1)}-C_{(2)}$ bonds are cleaved simultaneously.

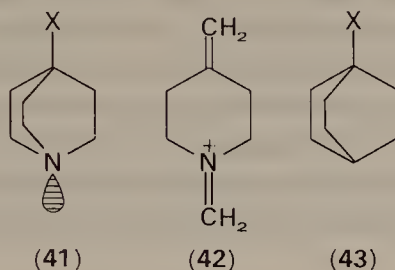


It is noteworthy that 3-chloroadamantanol (**34a**), 3-chloroadamantane-thiol (**35a**) and the corresponding ethyl ethers, **34b** and **35b**, respectively, do not fragment in 80% ethanol although they meet the stereoelectronic requirements. Instead, substitution by solvent via bridgehead carbonium ions takes place^{9,13}. On the other hand the conjugate bases of the alcohol **34a** and the thiol **35a** undergo rapid and quantitative fragmentation to the ketone **36a** and the thione **36b**, respectively. A concerted mechanism is implicated by the rate constants which are 3×10^6 - and 8×10^4 -times larger, respectively, than those of the alcohol **34a** and the thiol **35a**. A negative salt effect is observed in both cases. This points to a transition state such as **37**, in which the negative charge on oxygen (or sulphur) has become dispersed. A comparison of the reactivity of the amino- (**30**), hydroxy- (**34a**) and mercapto- (**35a**) adamantyl halides shows that the electron releasing power of these substituents increases in the order $\text{NH}_2 < \text{NHCH}_3 < \text{N}(\text{CH}_3)_2 < \text{S}^- < \text{O}^-$.



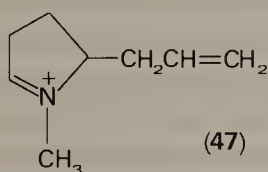
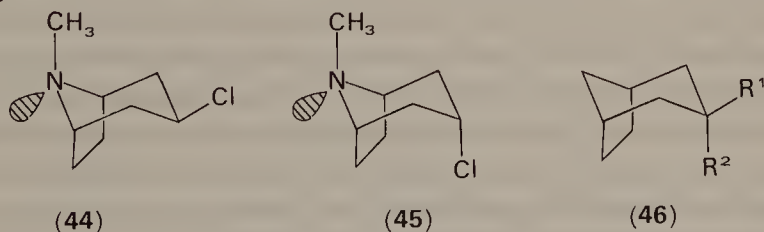
The skew conformation (**28b**) of the N—C—C—C—X sequence is present in 4-chloropiperidines, such as the *N*-methyl derivative **38**, provided that the *N*-electron pair occupies the equatorial position at least part of the time, as in **38a**. Indeed, this compound reacts about 100-times faster than chlorocyclohexane with quantitative fragmentation to the immonium ion **39** (R = H)¹⁴. It is noteworthy that the *p*-toluenesulphonate of 1,3-dimethyl-*trans*-piperidinol-4 (**40**) yields at least 98% of the immonium ion **39** (R = CH₃) containing the more highly substituted double

bond¹⁵. This regioselectivity is reminiscent of the Saytzeff rule, which predicts the same preference in olefin-forming β -elimination¹.



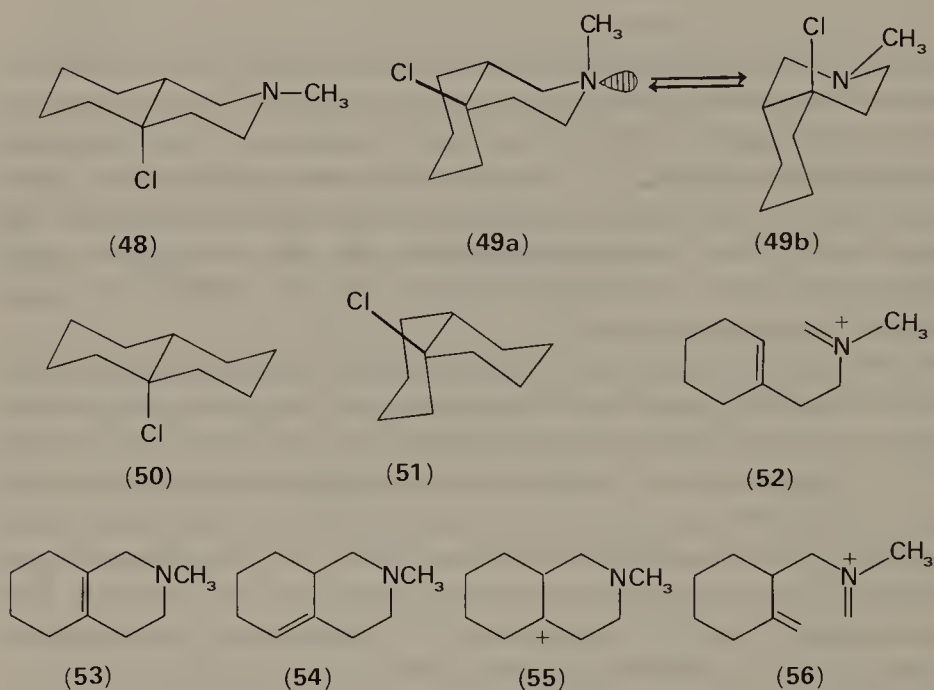
The eclipsed conformation **28c** is present in the 4-halo- and 4-*p*-toluenesulphonyloxyquinuclidines (**41**, X = halogen or OTs). These compounds undergo quantitative fragmentation, with formation of the 1,4-dimethylenepiperidinium ion (**42**)^{16,17}. The reaction rates are extremely high in comparison with those of the homomorphous 1-substituted bicyclo[2.2.2]-octanes (**43**); thus 4-bromoquinuclidine (**41**, X = Br) reacts about 50,000-times faster than 1-bromobicyclo[2.2.2]octane (**43**, X = Br), which is relatively inert in solvolysis¹⁶.

These examples show that systems which satisfy the stereoelectronic conditions undergo concerted fragmentation. This does not, however, prove that these conditions are essential. Such proof can be obtained only by a comparison of the reactivity of two stereoisomers, only one of which satisfies the stereoelectronic conditions. The one that does should fragment by the concerted mechanism, while its stereoisomer should react by the two-step carbonium ion mechanism. In the latter case, fragmentation should be accompanied by conventional reactions, such as substitution, elimination and ring closure, in accordance with path (a) in Scheme 2.



a: R¹ = Cl, R² = H
b: R¹ = H, R² = Cl

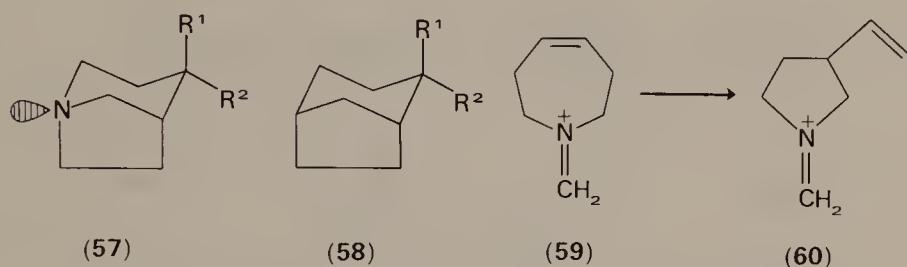
This hypothesis can be checked with the aid of the stereoisomeric 3-chlorotropanes **44** and **45**¹⁸. The 3 β -chloride (**44**) contains the skew conformation **28b**, and should thus fragment by the concerted mechanism, not however the 3 α -chloride (**45**), since its C—Cl bond is not antiparallel to the C $_{\beta}$ —C $_{\gamma}$ bond. It has in fact been found that the 3 β -chloride reacts 13,500-times faster than the homomorphous *exo*-3-chlorobicyclo[3.2.1]-octane (**46a**), and gives only the fragmentation product **47**. The 3 α -chloride, on the other hand, does not react appreciably faster than the homomorph **46b**, and gives only substitution and elimination products.



The influence of configuration on the reaction course is very pronounced in the case of the stereoisomeric 10-chloro-*N*-methyldecahydroisoquinolines **48** and **49**¹⁹. Whereas the *trans* isomer is fixed in the rigid double-chair conformation **48**, the *cis* isomer is an equilibrium mixture of the conformers **49a** and **49b**. The orientation of the chlorine atom favours concerted fragmentation only in the form **49a**, but not in the conformation **49b** or in the *trans* isomer **48**.

As expected *cis*-10-chloro-*N*-methyldecahydroisoquinoline (**49**) reacts about 128-times faster than the homomorphous *cis*-9-chlorodecalin (**51**), with exclusive fragmentation to give the immonium ion **52**. The reaction of the *trans* isomer **48**, however, is slower by a factor of 4.5 than that of the homomorph **50**, and leads to the immonium salt **52** besides the olefins

53 and **54**. (The reasonable assumption is made that the absence of a methyl group on $C_{(3)}$ of the homomorphs **50** and **51** has little or no effect on their reaction rates.) Hence the *cis* isomer **49** must undergo concerted fragmentation, while the *trans* isomer **48** fragments in two steps via the carbonium ion **55**. The fragmentation of **49** shows that 3-haloamines react by the concerted mechanism even when they could give rise to stable tertiary carbonium ions. This example again demonstrates the regioselectivity of concerted fragmentation, since none of the alternative product **56**, which contains a less highly substituted olefinic bond, is obtained.



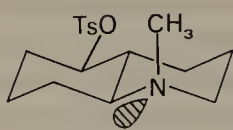
a: $R^1 = H$, $R^2 = OTs$

b: $R^1 = OTs$, $R^2 = H$

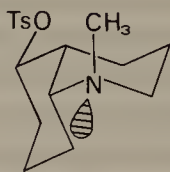
Another example of the stringent stereoelectronic condition for concerted fragmentation is provided by the *endo* and *exo* isomers of 4-*p*-toluenesulphonyloxy-1-azabicyclo[3.2.1]octane (**57**)²⁰. The *endo* isomer **57a** reacts 1.47×10^3 -times faster than the homomorphous compound **58a**, yielding the immonium salt of *cis*-azacyclo-4-heptene (**59**). This compound rapidly rearranges to the corresponding salt of 3-vinylpyrrolidine (**60**). Fragmentation again, therefore, produces the olefin with the more highly substituted double bond. This is subsequently converted to the thermodynamically more stable product by a sigma-tropic [3,3] rearrangement. On the other hand, the *exo* isomer **57b** does not fulfill the steric requirements, since the axial $C_\alpha-OTs$ is not oriented antiparallel with respect to the $C_\beta-C_\gamma$ bond. It therefore reacts by the two-step carbonium ion mechanism, as evidenced by its rate which is 4.4-times lower than that of the homomorph **58b**. In addition, fragmentation is accompanied by substitution and elimination.

The high stereospecificity of concerted fragmentation is even more clearly demonstrated in the case of the three stereoisomeric *N*-methyl-decahydroquinol-5-yl *p*-toluenesulphonates **61**, **62** and **63**²¹. Of these only the 5α -*trans* (**61**) and the 5α -*cis* isomer (**62**) with equatorial *p*-toluene-

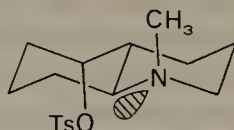
sulphonyloxy groups have the required antiparallel arrangement of the electron pairs involved, not however the 5 β -*trans* isomer (63). The two



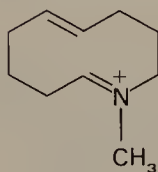
(61)



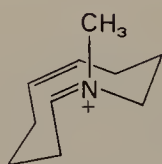
(62)



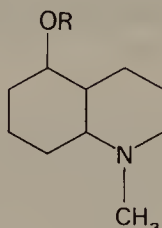
(63)



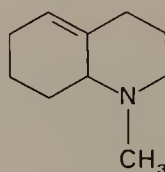
(64)



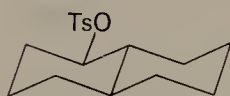
(65)



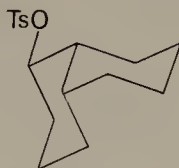
(66)



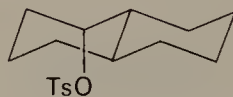
(67)



(68)



(69)



(70)

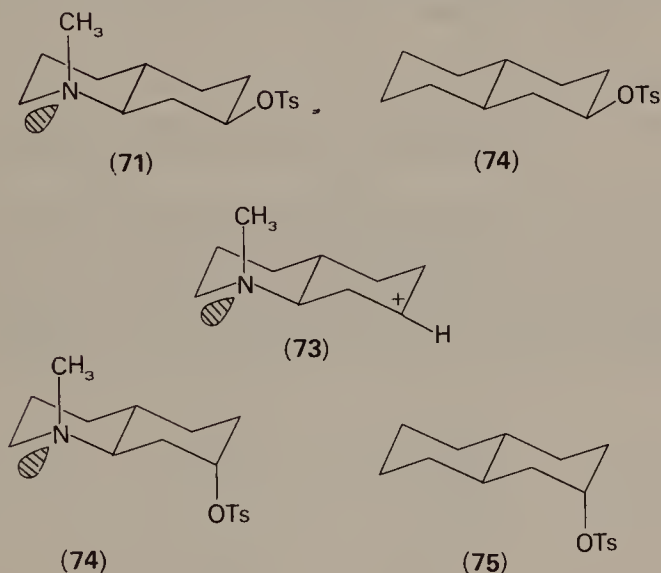
compounds **61** and **62** do in fact undergo exclusive fragmentation to give the unsaturated ten-membered immonium ions **64** and **65** (or their hydrolysis products). Whereas in the first case the *trans* olefin **64** is formed, the *cis* olefin **65** is obtained in the second. The concerted nature of these processes is apparent from the fact that the reaction rates are higher for the compounds **61** and **62** than for the homomorphous 1-decalyl *p*-toluenesulphonates **68** and **69**.

The 5 β -*trans* *p*-toluenesulphonate (**63**), on the other hand, reacts more slowly by the factor of about 8 than the homomorphous 1-decalyl *p*-toluenesulphonate **70**, i.e. $k/k_h = 0.12$. Since only the substitution and elimination products **66** and **67** are formed, this reaction must proceed by the two-step carbonium ion mechanism.

The steric orientation of the *N*-electron pair has not been considered so far. Instead it has been tacitly assumed that, because of the fast inversion of the nitrogen atom, this electron pair can adopt the antiparallel orientation required for the concerted mechanism. The compounds **61** and **62**, as well as the *N*-methylamines mentioned earlier, were

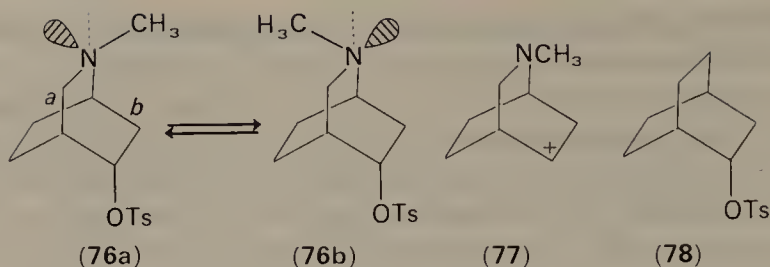
formulated accordingly, although the *N*-methyl group should more often occupy the equatorial position.

The following study on the 7α - and 7β -*trans*-1-methyldecahydroquinolyl *p*-toluenesulphonates **71** and **72** is of particular interest with respect to the influence of the orientation of the *N*-electron pair²¹. In these compounds the *N*-electron pair, which oscillates in a plane perpendicular to the ring, cannot occupy the orbital antiparallel to the $C_\beta-C_\gamma$ bond, since this space is taken up by the σ -electron pair of the bond between N and $C_{(2)}$. Thus, in the equatorial 7α -*p*-toluenesulphonate

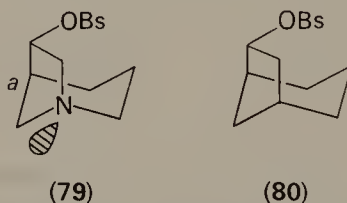


(**71**) fragmentation by the concerted mechanism should not be possible even though the $C_\alpha-OTs$ and the $C_\beta-C_\gamma$ bonds are antiparallel. The two-step fragmentation via the γ -amino carbonium ion (**73**) should also be impossible for the same reason.

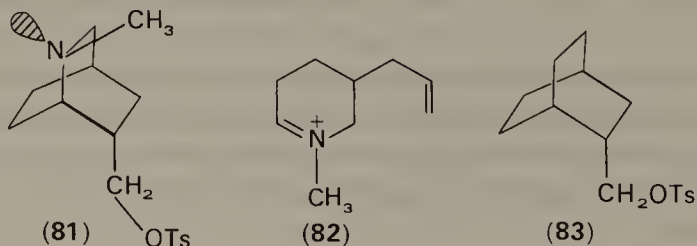
In fact neither the 7α - (**71**) nor the 7β -*p*-toluenesulphonate (**72**) undergo fragmentation. Both compounds exhibit only substitution and elimination via the carbonium ion **73** by the S_N1 and $E1$ mechanisms. (In both cases, mixtures of the 7α - or 7β -alcohol and ethyl ether, as well as 1,2,3,4,4a,5,8,8a- and 1,2,3,4,4a,5,6,8a-octahydro-1-methylquinoline are obtained.) The absence of participation of the amino group also follows from the rate constants which are only 0.37 and 0.43 times those of the homomorphous 2-decalyl *p*-toluenesulphonates **74** and **75**. The ionization rates are thus appreciably reduced by the inductive effect of the nitrogen atom. These results show that the orientation of the electron pair on the donor atom is crucial.



This is further exemplified by the reaction of *endo*-2-methyl-5-*p*-toluenesulphonyloxy-2-azabicyclo[2.2.2]octane (**76**)²² in which the *N*-electron pair rapidly oscillates between the positions indicated in **76a** and **76b**. In these 'invertomers' the C—OTs bond is antiplanar with respect to bond *a*. However, the *N*-electron pair deviates from coplanarity with the bond *a* by approximately 54°. If the electron density in the region marked by the dotted line were appreciable, concerted fragmentation should occur. In fact, only substitution and elimination but no fragmentation products are obtained in 80% ethanol. Since the rate is only one-tenth that of the 'homomorph' **78**, a two-step (S_N1—E 1) mechanism via the carbonium ion **77** is indicated. Fragmentation involving bond *b* is equally prohibited because the C_α—OTs bond is not antiplanar.



The sensitivity of concerted fragmentation to small deviations from antiplanarity is strikingly illustrated by the behaviour of the *p*-bromobenzenesulphonate of *endo*-1-azabicyclo[3.2.1]octan-6-ol (**79**) in which the C_α—OBs and the *N*-electron appear, at first sight, to be antiparallel to the bond *a*²³. Actually, small deviations (approx. 20°) are discernible in models, and only little fragmentation, besides substitution and elimination, are observed. The rate, which is only 0.04-times the rate of the homomorph **80**, excludes a concerted process.



This review of concerted fragmentation reactions has thus far been limited to systems with a secondary or tertiary nucleofuge. Moreover, C_α was part of a ring and the geometry of the system therefore largely defined. The question can be raised whether the concerted mechanism still occurs when C_α is primary and rotation around the $C_\alpha-C_\beta$ bond is possible, as in the *p*-toluenesulphonate of 2-methyl-6-*endo*-hydroxy-methylisoquinolidine (**81**). This compound in fact undergoes quantitative fragmentation to the immonium ion **82** at a rate which is thirteen-times that of the 'homomorph' **83**²². Concerted fragmentation therefore occurs although rotation around the $C_\alpha-C_\beta$ bond is frozen in the transition state.

E. Competitive Concerted Fragmentation

The compounds mentioned in Section II.D which fragment by the concerted mechanism were all cyclic. This is not a coincidence, since the rigidity imparted by their structure favours the concerted process.

On the other hand, open chain, freely-rotating molecules such as 3-chloro-*N,N*,3-trimethylbutylamine (**6**) (Section II.C) also react by the two-step carbonium ion mechanism, despite the fact that they can adopt a conformation suitable for concerted fragmentation. The simplest explanation for this behaviour is that, because of thermal motion, the molecules do not remain long enough or often enough in these conformations, i.e. the concerted process is disturbed by rotations around the $C_\alpha-C_\beta$ and $C_\gamma-N$ bonds. The formation of the transition state thus involves a loss of freedom of rotation which is unfavourable on entropy grounds. The question may therefore be raised as to whether acyclic, freely-rotating molecules, such as **1**, **2**, and **3** (Section II.A) are capable of undergoing concerted fragmentation.

This question is best answered by discussing the effect of additional methyl substituents in the α , β and γ positions of γ -amino chlorides⁴. Such compounds are listed in Table 2 together with their first-order rate constants and their products in 80%-ethanol. The third column lists the ratios of the rate constants of the γ -amino chlorides and their homomorphs, in which an isopropyl group replaces the dimethylamino group. These k/k_h values reflect the kinetic effect of the nitrogen atom.

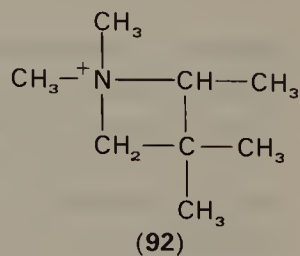
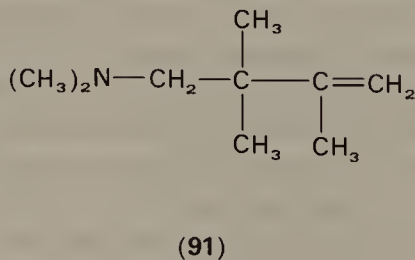
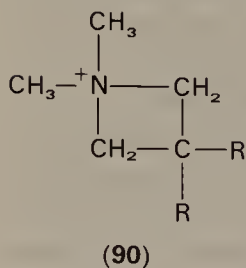
The primary chlorides **84** and **85** cyclize exclusively to an azetidinium ion **90** ($R = H$ or CH_3). The high k/k_h ratios show that ionization is strongly assisted by the amino group and that an intramolecular, anchimerically-assisted nucleophilic displacement reaction occurs. The higher

TABLE 2. Influence of methyl substitution on the reactivity of 3-chloroamines in 80 vol.-% ethanol at 56 °C

Compound		$k \times 10^5$	k/k_h	Products (%) ^a
$\text{Me}_2\text{NCH}_2\text{CH}_2\text{CH}_2\text{Cl}$	(84)	10.8	4.3×10^3	100 C
$\begin{array}{c} \text{Me} \\ \\ \text{Me}_2\text{NCH}_2\text{CCH}_2\text{Cl} \\ \\ \text{Me} \end{array}$	(85)	98	3.4×10^6	100 C
$\begin{array}{c} \text{Me} \\ \\ \text{Me}_2\text{NCH}_2\text{CH}_2\text{CHCl} \\ \quad \\ \text{Me} \quad \text{Me} \end{array}$	(86)	1.87	520	100 C
$\begin{array}{c} \text{Me} \quad \text{Me} \\ \quad \\ \text{Me}_2\text{NCH}_2\text{C}-\text{CHCl} \\ \\ \text{Me} \end{array}$	(87)	28.2	4100	72 C, 19 F
$\begin{array}{c} \text{Me} \\ \\ \text{Me}_2\text{NCH}_2\text{CH}_2\text{CCl} \\ \\ \text{Me} \end{array}$	(6)	35.5	0.52	38 F, 37 E, 23 S, 2 C
$\begin{array}{c} \text{Me} \quad \text{Me} \\ \quad \\ \text{Me}_2\text{NCH}_2\text{C}-\text{CCl} \\ \quad \\ \text{Me} \quad \text{Me} \end{array}$	(88)	14,500	125	70 F, 30 E
$\begin{array}{c} \text{Me} \quad \text{Me} \\ \quad \\ \text{Me}_2\text{NCCH}_2\text{CCl} \\ \quad \\ \text{Me} \quad \text{Me} \end{array}$	(89)	41,200	24	80 F, 20 E

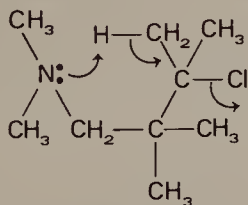
^a C = cyclization, F = fragmentation, E = elimination, S = substitution.

rate of the β -dimethylated chloride (85) demonstrates the geminal dialkyl effect, i.e. the β -methyl groups increase the population of the quasi-cyclic conformation which leads to cyclization.

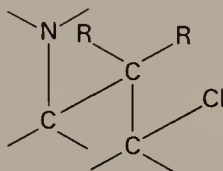


Cyclization is still the only observable reaction of the secondary chloride **86**, but the rate, and hence k/k_h , is lower because of the greater steric hindrance to attack by the amino group at the secondary carbon atom. The introduction of two further methyl groups into the β -position in **87** again increases the reaction rate and the k/k_h ratio. However, in this case fragmentation begins to compete with cyclization to **92**, the high k/k_h ratio indicating that both processes are assisted by the nitrogen atom. Anchimerically-assisted cyclization is therefore accompanied by concerted fragmentation in the ratio of 4:1.

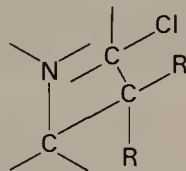
The tertiary chloride **6** was mentioned in Section II.C as an example of a 3-chloroamine which reacts by the two-step carbonium ion mechanism. The k/k_h ratio of 0.52 at 25 °C indicates only little participation of the nitrogen atom. A surprising change takes place when two further methyl groups are introduced at C_β as in **88**. The k/k_h ratio increases by a factor of almost 250, and fragmentation (70 %) and elimination (30 %) to the olefin **91** are the only reactions. Two methyl groups at C_γ (**89**) have a similar, but less marked, effect on the k/k_h ratio. Again, fragmentation (80 %) and elimination (20 %) are the only reactions observed. In these cases ionization is clearly assisted by the nitrogen atom.



(93)



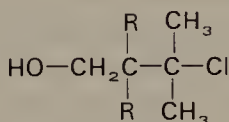
(94a)



(94b)

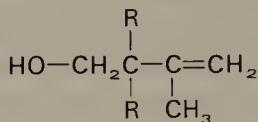
The acyclic γ -amino chlorides **88** and **89** differ from those discussed in Section II.D in that accelerated fragmentation is accompanied by accelerated elimination. The simplest explanation is that concerted fragmentation competes with concerted intramolecular elimination involving the amino group in the cyclic transition state **93**. This type of neighbouring group participation, postulated in 1965²⁴, has received little attention so far. The geminal methyl groups at C_β in compound **88** apparently promote concerted fragmentation by impeding rotation around the C—C and C—N bonds. Furthermore, the preference for the staggered conformation **94a** (with respect to the N and C_α atoms) will be less when R is methyl rather than hydrogen. β -Methyl groups will therefore increase the population of skew conformations like **94b**, which lead to anchimerically-assisted elimination (**93**) and cyclization. Similar explanations can be

given for the effect of geminal methyl groups at C_γ , as in the γ -amino chloride **89**.



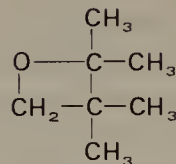
(94) R = H

(95) R = CH₃



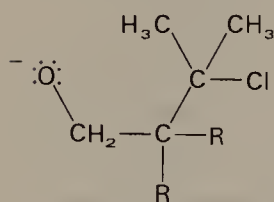
(96) R = H

(97) R = CH₃



(98)

Competition between concerted fragmentation, elimination and cyclization is also observed with the anions of certain acyclic 3-chloroalcohols⁹. In 80 % ethanol and in the presence of sodium hydroxide, the compounds **94** and **95** react 4.4×10^3 - and 1.4×10^6 -times faster, respectively, than in the absence of base. The rate of ionization is therefore increased drastically by the negative charge on the oxygen atom. Whereas 73% fragmentation and 27% elimination to **96** take place with the anion of **94**, 61% fragmentation, 37% elimination of **97** and 2% cyclization to **98** occur with the anion from **95**. In these cases a single conformation like **99** would explain all the observed reactions, namely fragmentation, elimination and cyclization.



(99)

(100)

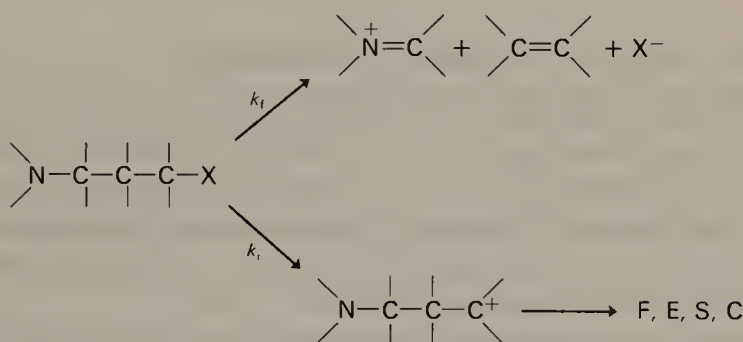
(101)

(102)

A comparison of the rates and products of the anion of the 3-chloroalcohol (**94**) with those of the nitrogen analogue (**100**)⁵ emphasizes the greater ability of negative oxygen, which has three available electron pairs, to promote concerted fragmentation and intramolecular elimination. On the other hand, the anion of the sulphur analogue **101** only undergoes elimination to the terminal olefin **102**. However since the rate is 10^4 -times that of the neutral thiol **101** and no other olefins are found, a concerted intramolecular elimination is indicated¹⁰. The absence of fragmentation confirms the smaller tendency to form $\text{S}=\text{CH}_2$, as compared to $\text{O}=\text{CH}_2$ and $\text{H}_2\text{N}^+=\text{CH}_2$.

F. The Frangomeric Effect

Concerted fragmentation can only occur if the rate constant k_f for this process is comparable to, or greater than, the rate constant k_i for ionization to the γ -amino carbonium ion (Scheme 7), i.e. if $k_f \geq k_i$. As shown by the foregoing examples, the concerted process (k_f) always dominates when the stereoelectronic requirements are fulfilled.



SCHEME 7.

For convenience, the increase in ionization rate due to a concerted mechanism is called the 'frangomeric effect, f ',^{11,14}. It is defined as the ratio of the rate constants k_f and k_i , i.e. $f = k_f/k_i$.

As a rule k_f and k_i cannot be determined for one and the same compound, since usually only one of the two processes is observed. In order to determine k_i in those cases in which the concerted mechanism predominates, it is necessary to measure the ionization rate k_h of a homomorphous compound. In cases where k_i can be measured directly, it is always smaller than k_h by an inductive factor $i < 1$, i.e. $k_i = k_h \times i$. In the case of γ -amino chlorides (Scheme 7) the $-I$ effect of the nitrogen atoms is responsible for the lowering of the ionization rate k_i .

An approximate value for the inductive factor i can be obtained when the rate constant for the two-step carbonium ion mechanism (k_i in Scheme 7) and the rate constant for the corresponding homomorph are known. The i values for compounds **48**, **57b** and **63** (discussed in Section II.D) are 0.22, 0.23, and 0.12, respectively. For γ -amino halides and sulphonates they generally lie between 0.5 and 0.12. They depend on the environment and the orientation of the dipoles as well as on the solvent.

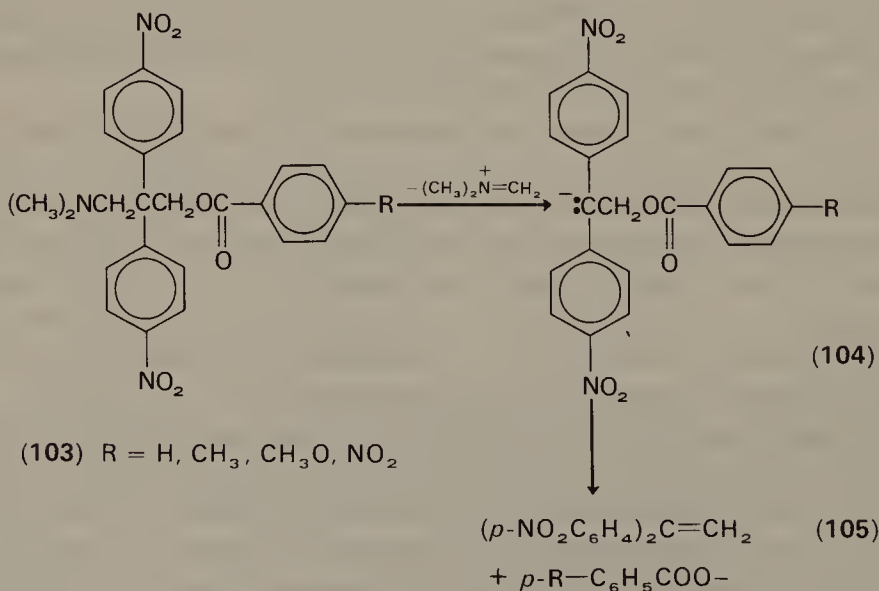
The frangomeric effect can be calculated approximately from the rate of concerted fragmentation k_f , the rate of the homomorph k_h and an estimated inductive factor i , i.e. $f = k_f/k_h \times i$, and the f values vary

between 10^1 and 10^5 . In comparing them, it should be borne in mind that they are based on a comparison of the rates of two different reactions, namely k_f and k_i in Scheme 7, and that steric effects may affect these reactions in opposite ways. An accurate treatment of the frangomeric effect would therefore require corrections for inductive and steric effects. Nevertheless, an f value larger than unity is a good indication for a concerted fragmentation.

G. The Two-step Carbanion Mechanism

In the cases considered so far, fragmentation was either initiated by release of the nucleofuge X, or it involved the simultaneous release of X and the electrofugal group [path (a) and (b) in Scheme 2]. In the third mechanism [path (c) in Scheme 2] the electrofugal immonium ion is first released yielding an intermediate carbanion. The latter then ejects the nucleofuge X in a subsequent reaction.

This mechanism appears to be extremely rare. It can only occur if the carbanion is stabilized by electron-attracting substituents and if the tendency of X to leave is small.



These conditions are satisfied by the benzoates of 3-dimethylamino-2,2-bis(*p*-nitrophenyl)propanol (**103**)²⁵. Thus, the first-order rate constants in 80%-ethanol for fragmentation to dimethylamine, formaldehyde and 1,1-bis(*p*-nitrophenyl)ethylene (**105**) are rather insensitive to the

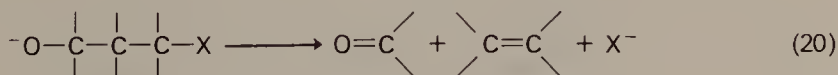
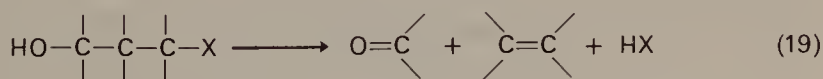
p-substituent in the benzoate group (the Hammett ρ value is 0.29). This shows that the nucleofuge is not split off in the rate determining step. Moreover, the intermediate carbanion **104** is protonated by the solvent (80%-ethanol) if a less active nucleofugal group than benzoate is used. It is not surprising that no fragmentation occurs when esters of the type **103**, which lack the *p*-nitro groups on the β -substituents, are reacted in 80%-ethanol.

III. THE SCOPE OF HETEROLYTIC FRAGMENTATION

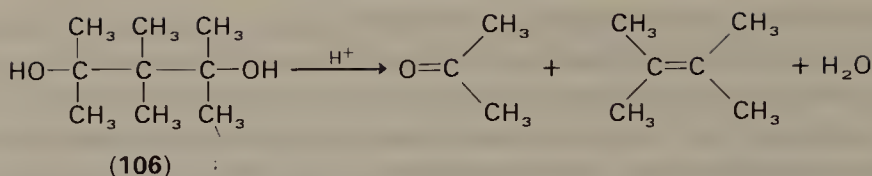
As mentioned in Section I, fragmentation reactions are best classified with respect to the unsaturated fragment $c=d$. Variation of the electrofugal fragment $a=b$ leads to numerous subdivisions. A review of the large number of cases reported in the literature in terms of this classification would be far beyond the scope of this chapter. Also, little would be gained thereby, since the pertinent moiety invariably consists of the sequence of atoms $a-b-c-d-X$, regardless of the sometimes-complex structures involved. The examples given in this section were therefore selected primarily to illustrate the scope of heterolytic fragmentation and the general principles involved.

A. Olefin-forming Fragmentation

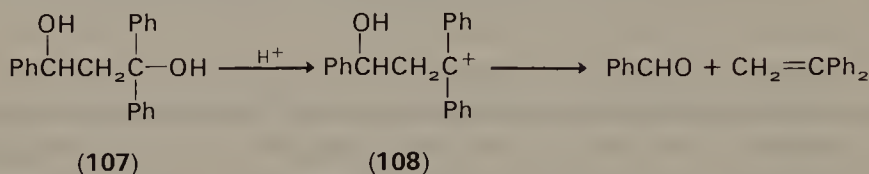
Probably the most prevalent type of fragmentation occurs with alcohols which contain a nucleofuge in the 3-position (equation 19). Strong bases, such as hydroxide and alkoxide ions, can convert the alcohols to their more reactive anions, as discussed in Section II.E (equation 20).



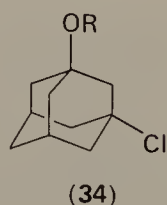
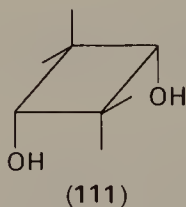
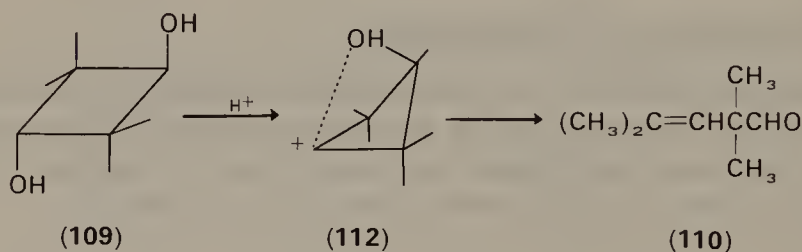
As early as 1907 the fragmentation of tetramethyl-2,4-pentanediol (**106**) into acetone and tetramethylethylene was observed²⁶.



In unsymmetrical 1,3-diols, the nucleofugal fragment is usually the hydroxyl group on the more highly substituted carbon atom. Thus, treatment of 1,1,3-triphenyl-1,3-propanediol (**107**) with acid yields benzaldehyde and 1,1-diphenylethylene. This suggests that the reaction proceeds via the more stable carbonium ion **108**²⁷.



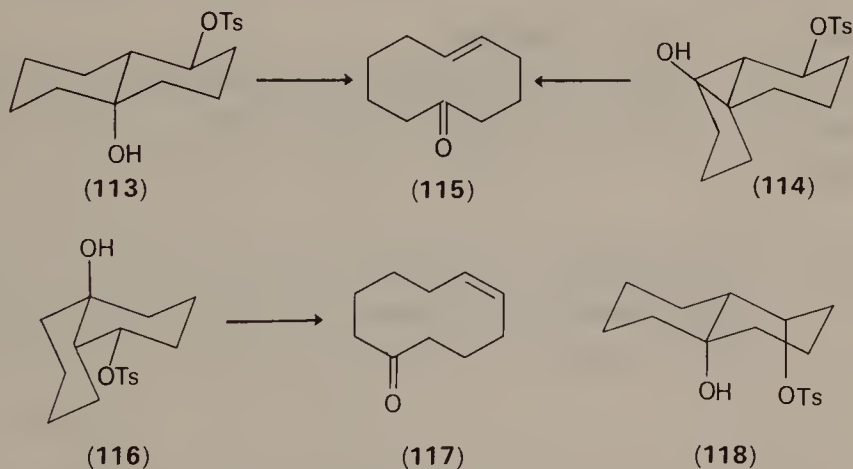
In symmetrical diols, steric factors may determine reactivity. Thus, *trans*-2,2,4,4-tetramethyl-1,3-cyclobutanediol (**109**) fragments in dilute sulphuric acid to the aldehyde **110**, whereas the corresponding *cis* diol **111** is stable even in 20% sulphuric acid²⁸. The higher reactivity of the *trans* isomer **109** can be explained by backside solvation of the incipient cationic centre in the puckered carbonium ion **112** by the *trans* hydroxyl group.



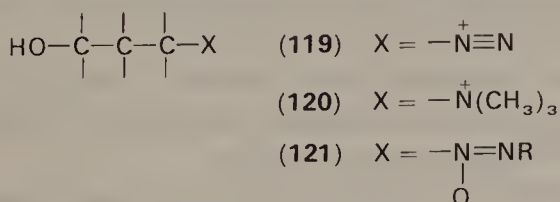
As a rule alcohols and ethers do not fragment under solvolytic conditions when the carbonium ion is formed irreversibly. This applies even when the stereoelectronic conditions are favourable, as shown for 3-chloro-

adamantanol (**34**, R = H) and its ethyl ether (**34**, R = C₂H₅) in Section II.D. The reactions of compounds **106**, **107** and **109**, mentioned above, are carried out under acidic conditions. A γ -hydroxy carbonium ion is therefore formed repeatedly, thermodynamic control leading to fragmentation. Under basic conditions, however, the alcoholate anion is present, and the tendency to fragment is therefore much higher (equation 20).

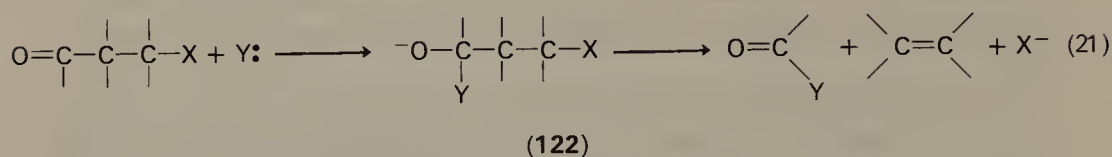
The base-induced fragmentation of 1,3-diol monotosylates is of considerable importance in the synthesis of medium-sized rings^{29,30}. Of the four possible stereoisomers of 1-*p*-toluenesulphonyloxydecalol-10, the *trans-trans* **113** and the *cis-cis* isomer (**114**) yield *trans*-cyclodecenone-6 (**115**), whereas the *cis-trans* isomer (**116**) yields the *cis* olefinic ketone **117**. The fourth, *trans-cis* isomer (**118**), leads to less than 6% fragmentation product²⁹. All these stereospecific reactions are predictable on the basis of the stereoelectronic rules for concerted fragmentation, as described in Section II.D.



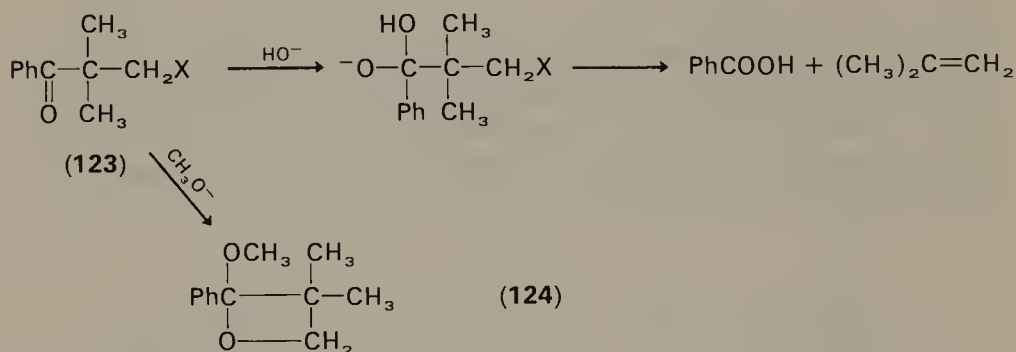
Fragmentation also occurs in the deamination of γ -amino alcohols via diazonium ions (**119**)³¹. However, the nucleofugal group may also be an ammonio (**120**)³² or an azoxy group (**121**)³³.



Many fragmentable compounds of the type **122** are generated *in situ* by the addition of a nucleophile Y, such as a Grignard reagent or hydroxide, alkoxide and hydride ions, to a ketone or aldehyde bearing a β -nucleofuge (reaction 21)³⁴.



With hydroxide ion as the nucleophile an acid is formed, especially when the usual 1,2-elimination of HX is difficult or prevented for structural reasons. Thus, ω -substituted pivalophenones (**123**) with sodium hydroxide undergo fragmentation to benzoic acid and isobutene³⁵. In this case cyclization to the ketal **124** can compete under certain conditions.



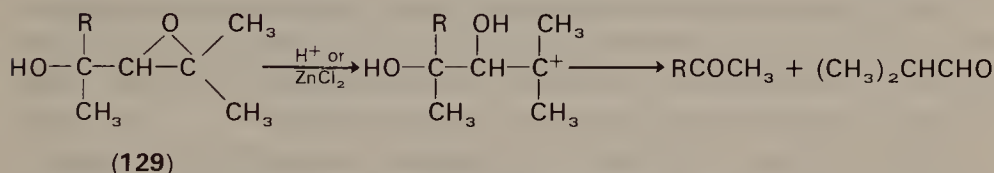
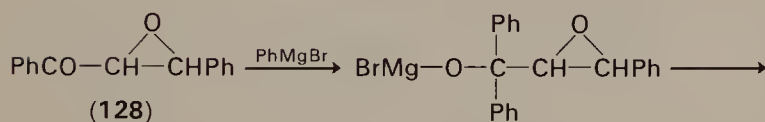
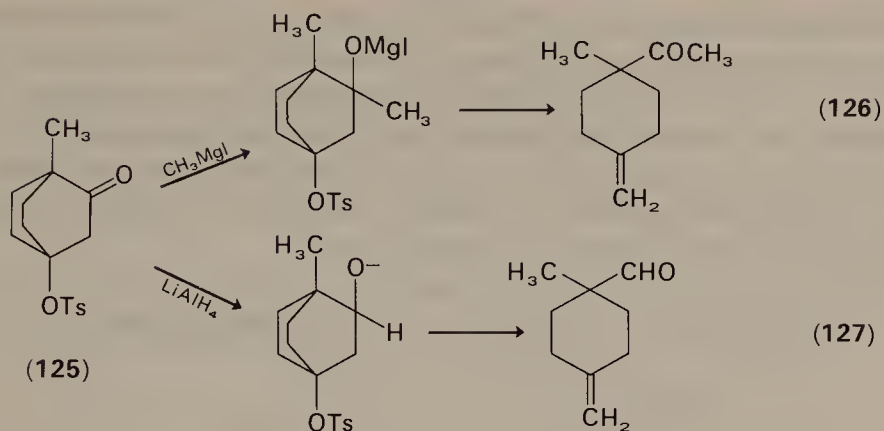
X = Cl, Br, I, OTs

1-Methyl-4-*p*-toluenesulphonyloxybicyclo[2.2.2]octanone-2 (**125**) undergoes fragmentation upon addition of the methyl Grignard reagent or with lithium aluminium hydride³⁶. An excess of the nucleophilic reagent converts the products **126** and **127** into a tertiary and a primary alcohol, respectively.

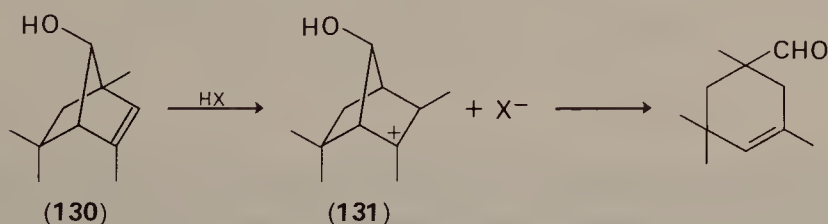
The nucleofuge may be the oxygen atom of an epoxide, as in the reaction of the α,β -epoxyketone **128** with a Grignard reagent³⁷ or as in the treatment of the α -hydroxy epoxide **129** with acid³⁸.

In the first case, fragmentation is initiated by the addition of a nucleophile to the carbonyl group of **128**, and in the second by the addition of an electrophile to the epoxide oxygen of **129**.

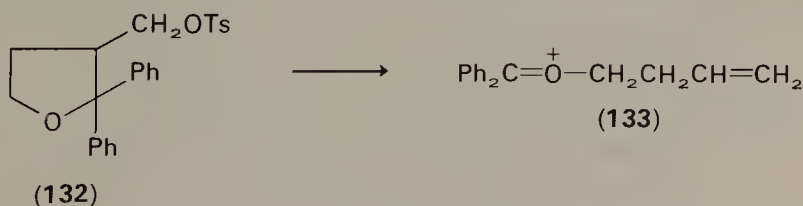
Finally, fragmentable species of the type under discussion may be produced *in situ* by protonation of unsaturated alcohols which are



capable of yielding γ -hydroxycarbonium ions. Thus, *anti*-1,3,5,5-tetramethylbicyclo[2.2.1]hept-2-en-7-ol (**130**) when treated with acid³⁹ undergoes cleavage via the more stable tertiary carbonium ion **131**.

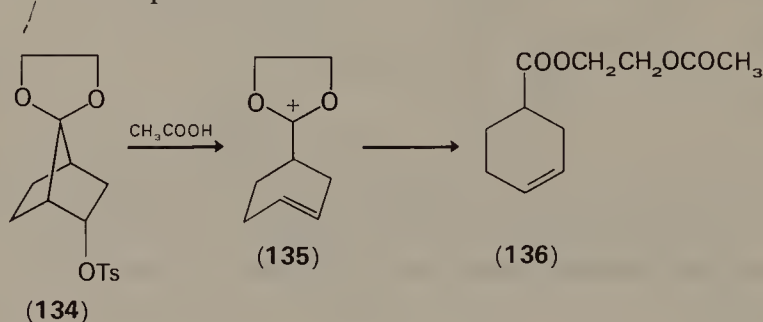


This reaction does not correspond to the definition of fragmentation given in Section I, since the cation **131** is not generated by the departure of a nucleofuge. However **131** may be formally regarded as being derived



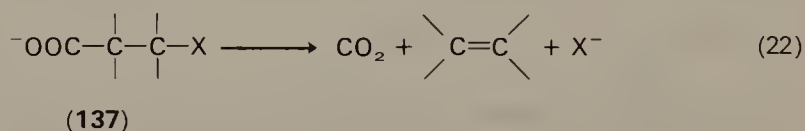
from the addition product of **130** with HX, when it would fit the definition.

As a rule ethers do not fragment under normal circumstances even when the stereoelectronic conditions are optimal, as shown above for compound **34**. However, this does not apply when an exceptionally stable oxocarbenium ion results. Thus, the cation **133** is obtained upon heating the *p*-toluenesulphonate **132** in dimethyl sulphoxide. Hydrolysis of the former yields benzophenone and 3-buten-1-ol⁴⁰.



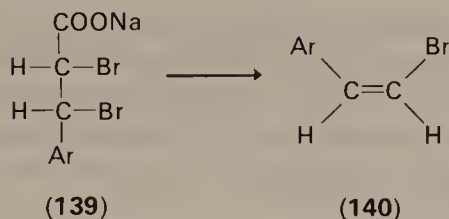
Relatively stable cations are also formed in the fragmentations of acetals and ketals of β -substituted carbonyl compounds, e.g. acetolysis of *endo*-7-ethylenedioxy-2-norbornyl *p*-toluenesulphonate (**134**) yields 57% of the acetate **136** via the dioxocarbenium ion **135**⁴¹.

Anions of β -halo-, β -hydroxy- or β -ammonio acids (**137**, X = halogen, OH, R_3N^+) can undergo decarboxylative fragmentation to olefins, often in competition with 1,2-elimination of HX or cyclization to β -lactones (equation 22).

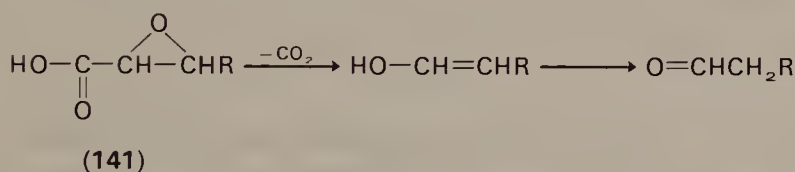


One of the first examples of this type involves the formation of styrene from a salt of 3-bromo-3-phenylpropionic acid (**138**) in water⁴². In non-polar solvents such as acetone, salts of *erythro*-2,3-dibromo-3-arylpropionic acids (**139**) fragment stereospecifically to (*Z*)-bromostyrene (**140**), evidently by a concerted mechanism⁴³.

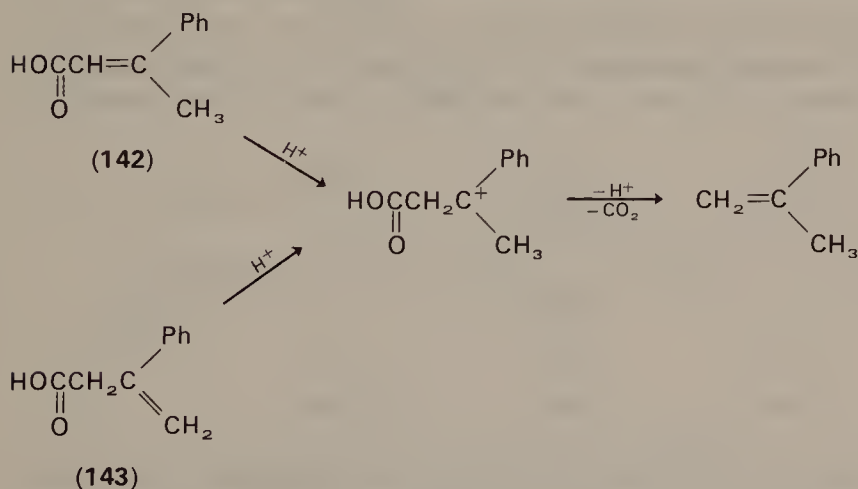




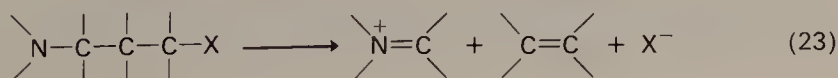
An interesting variant is the Darzens reaction of α,β -epoxy (glycidic) acids (141), yielding the enol form of aldehydes by fragmentation⁴⁴.



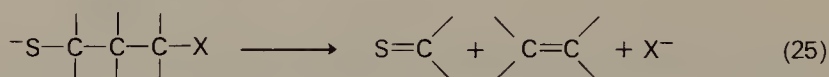
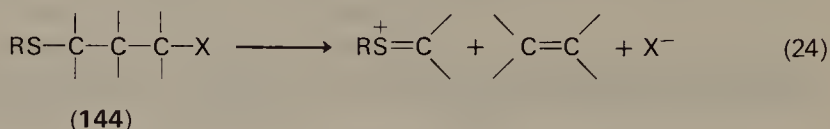
In principle, any carboxyl group β to a carbonium ion centre can undergo decarboxylation. Such cations are formed from α,β - and β,γ -unsaturated acids, e.g. 142 and 143, by protonation of the double bond⁴⁵.



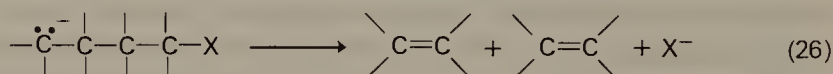
The fragmentation of amines possessing a nucleofugal group in the 3-position (equation 23) has been discussed in great detail in Section II. Some of these reactions are of use in the degradation of alkaloids and other natural products⁴⁶.



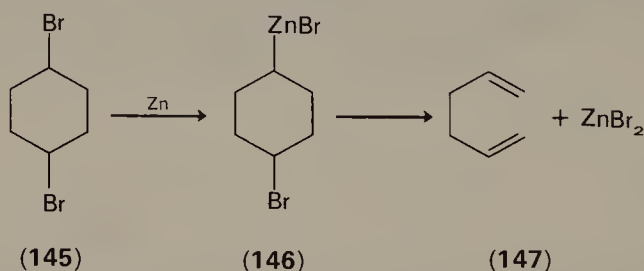
In analogy to 3-substituted alcohols and ethers, the fragmentation of the corresponding thio derivatives (**144**) would not be expected under solvolytic conditions, especially because the tendency for sulphur to form double bonds is smaller than for oxygen (equation 24). However, thiolate ions fragment in favourable cases (equation 25), as discussed in Section II.D.



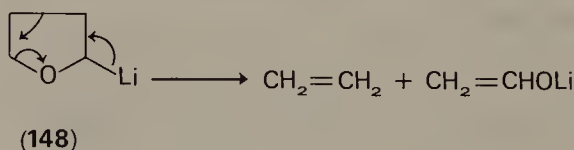
The electron donor in olefin-forming fragmentations can be carbon when it is present as a carbanion (equation 26). In this case the electrofugal fragment is also an olefin. In practice, the carbanionic centre is often part



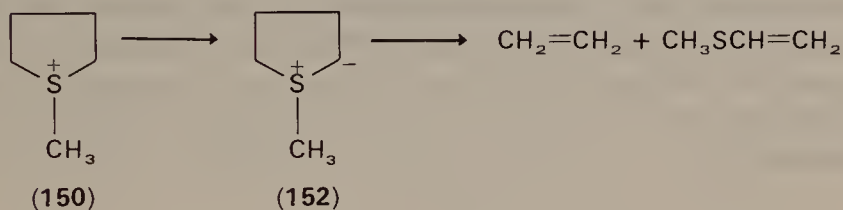
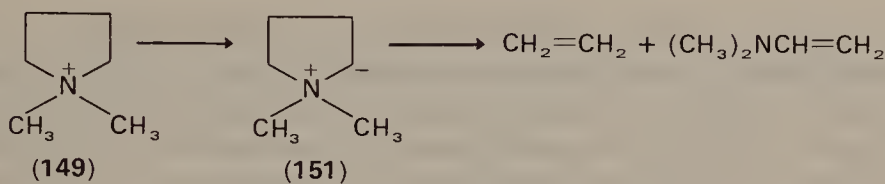
of an organometallic compound of zinc, magnesium or lithium. Thus, when 1,4-dibromocyclohexane (**145**) fragments to 1,5-hexadiene (**147**) with zinc in dioxane, the zinc compound **146** is probably an intermediate^{3a}.



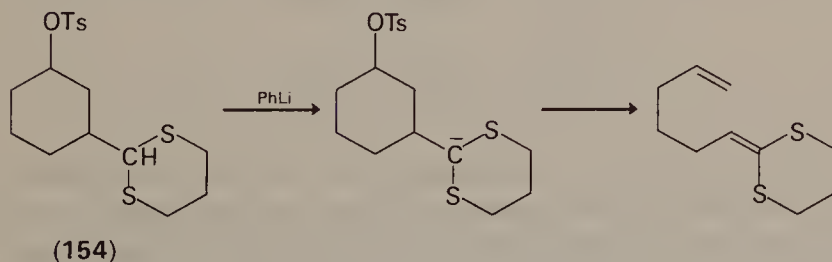
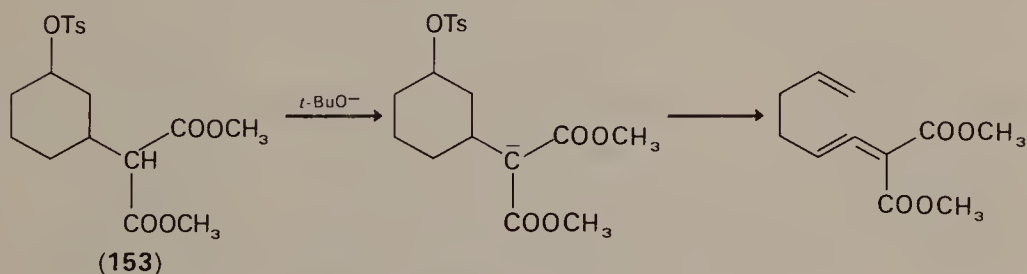
Furthermore, the notorious instability of organolithium compounds in tetrahydrofuran can be explained in this way⁴⁷. Thus, butyllithium converts this solvent into the lithium derivative **148**, which fragments into ethylene and the enolate of acetaldehyde with a half-life of only 10 min at 35 °C.



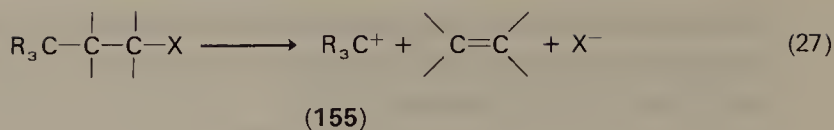
Similar reactions occur when the five-membered cyclic ammonium and sulphonium salts **149**⁴⁸ and **150**⁴⁹ are converted to the respective ylids **151** and **152** by phenyllithium.



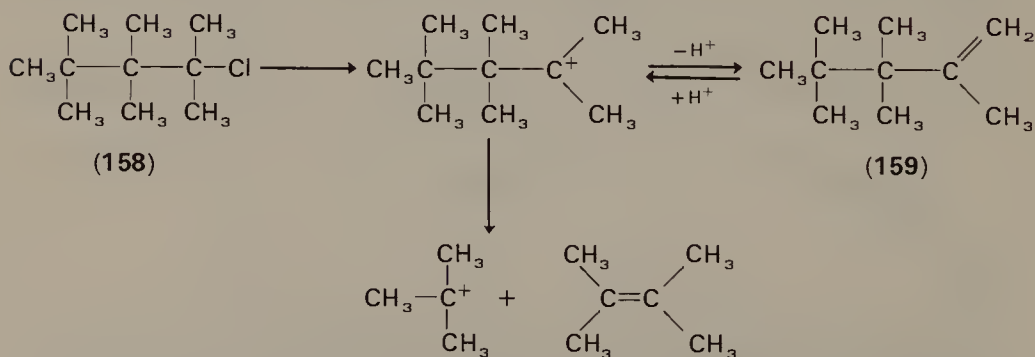
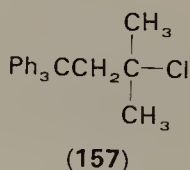
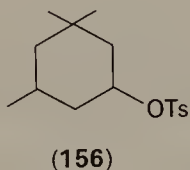
In many cases a mesomeric carbanion is first generated by a strong base, as illustrated by the fragmentation of the malonic ester derivative **(153)**⁵⁰ and of the 1,3-dithiane **(154)**⁵¹.



Compounds containing a nucleofuge β to a quaternary carbon atom should yield relatively stable carbonium ions **(155, R = alkyl or aryl)** upon fragmentation (equation 27).

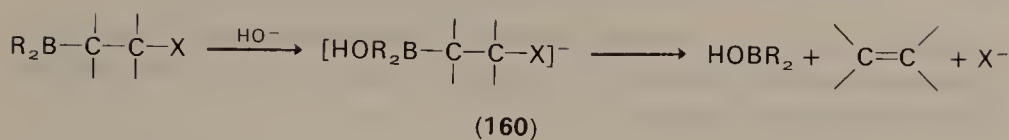


In practice, however, the electrofugal activity of ordinary tertiary carbonium ions is not sufficient to permit cleavage under irreversible, solvolytic conditions. Thus, no fragmentation is observed in the solvolysis of *cis*- or *trans*-3,3,5-trimethylcyclohexyl *p*-toluenesulphonate (**156**)⁵², of 3-chloro-3-methyl-1,1,1-triphenylbutane (**157**)⁵³, or 2-chloropentamethylpentane (**158**)⁵³. However, when the cation derived from **158** is generated by protonation of the olefin **159**, thermodynamically-controlled fragmentation leading to the *t*-butyl cation and 2,3-dimethyl-2-butene takes place. Relief of steric strain certainly contributes to the driving force of this reaction.

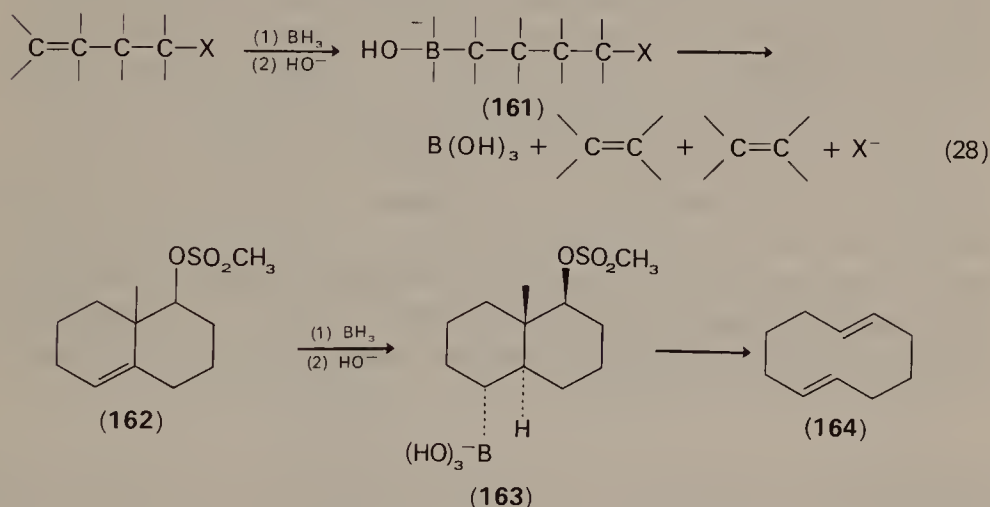


A host of further olefin-forming fragmentations results when electrofugal groups containing boron, nitrogen, silicon or phosphorus, combined with oxygen, are introduced on a carbon atom β to a nucleofugal group.

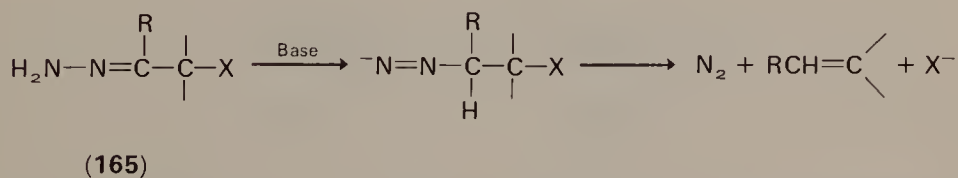
Thus, β -chloroalkylboron derivatives, which are obtained by hydroboration of vinyl chlorides, are known to decompose easily. Fragmentation is initiated by the addition of a nucleophile, such as hydroxyl ion or even water, yielding the boronate ion **160**⁵⁴.



Boronate fragmentation has been extended to seven atomic centres (equation 28). Boron compounds bearing a nucleofuge in δ -position (**161**) are obtained by hydroboration of suitably substituted olefins. Addition of hydroxyl ion induces fragmentation, leading to two olefinic fragments, provided that the stereoelectronic conditions (Sections II.D) are fulfilled. This applies e.g. to the bicyclic boronate (**163**) obtained from the mesylate (**162**), which yields the cyclodecadiene (**164**) in a stereospecific reaction⁵⁵.



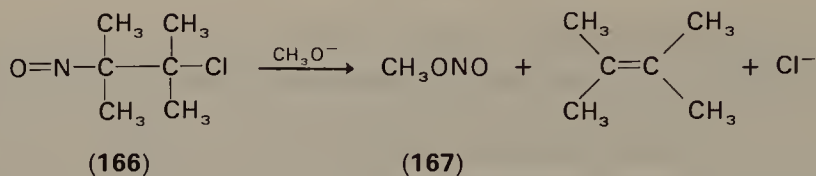
When the hydrazones of aldehydes and ketones bearing a α -nucleofuge (**165**) are treated with strong base under the conditions of the Wolff-Kishner reduction, olefins instead of saturated compounds are formed⁵⁶.



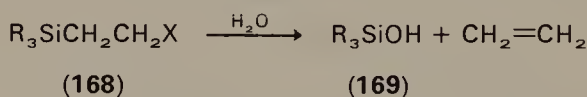
The release of nitrogen as the electrofugal fragment provides the driving force for this reaction, since it proceeds readily even with notoriously poor nucleofuges, such as the hydroxyl and amino groups.

The fragmentation of β -nitroso chlorides, such as **166**, to olefins with methoxide is of no preparative value, since they are prepared from the

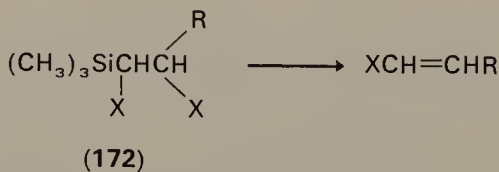
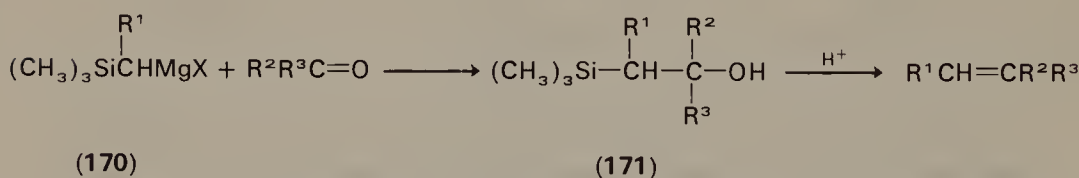
latter by addition of nitrosyl chloride⁵⁷. However, the reaction is of interest as an example for the possible formation of alkyl nitrite (**167**) as the electrofugal fragment.



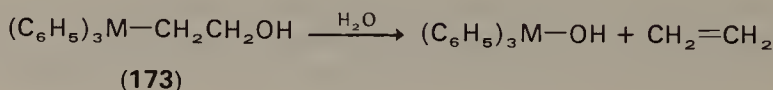
2-Trimethylsilylethyl halides (**168**, R = CH₃, X = Cl, Br) are hydrolysed to trimethylsilanol (**169**) and ethylene⁵⁸. The corresponding alcohol (**168**, R = CH₃, X = OH) undergoes fragmentation in acid solution⁵⁹. The same fragmentation reaction is also observed with trialkoxysilylethyl halides (**168**, R = CH₃O, C₂H₅O)⁶⁰. A synthetic application of this



type of fragmentation is the so-called Peterson olefination reaction. In this reaction β -trimethylsilylethanol (**171**), obtained from silylmethyl Grignard reagents (**170**) and ketones, are cleaved, e.g. in acid solution⁶¹.

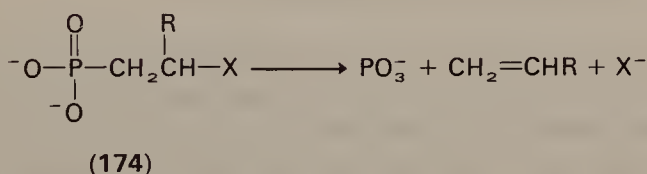


Vinyl halides are obtained stereospecifically by the fragmentation of 1,2-dihaloethylsilanes (**172**, X = Cl, Br)⁶².

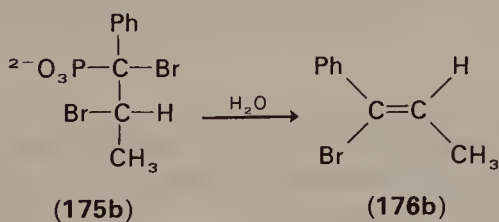
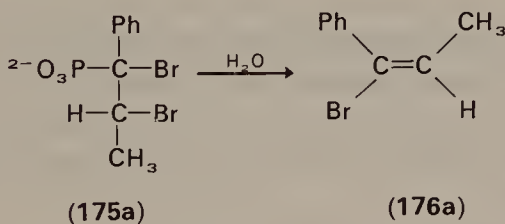


Group IV elements other than silicon can be components of the electrofugal fragment. Thus, the triphenyl germanium, tin and lead derivatives of ethanol (173, M = Ge, Sn, Pb) also undergo olefin-forming fragmentation⁶³.

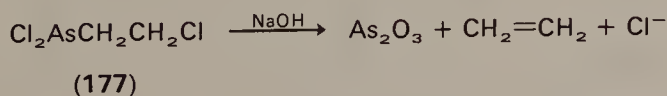
β -Halophosphonic acids (174) behave similarly to the β -halocarboxylic acids mentioned above. While relatively stable in neutral media, they fragment rapidly in alkaline solution with the formation of olefins and metaphosphate⁶⁴.



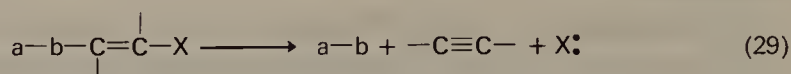
As shown by the stereoisomeric 1,2-dibromo-1-phenylpropylphosphonic acids (175), the electrofugal and nucleofugal fragments are released in an antiplanar conformation, since the *erythro* form (175a) yields (*E*)-1-bromo-1-phenylpropene (176a) and the *threo* form (175b) the (*Z*) isomer (176b) stereospecifically⁶⁵.



Fragmentation also occurs when β -chloroethyl arsenic derivatives such as 177 are treated with base⁶⁶.

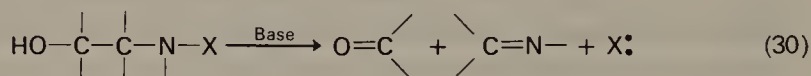


Alkyne-forming fragmentation (equation 29) lies outside the scope of this chapter†. The main electrofugal groups $a-b-$ encountered to date are $^-OC-$, $^-OOC-$, R_3Si- and $-PO_3^{2-}$.

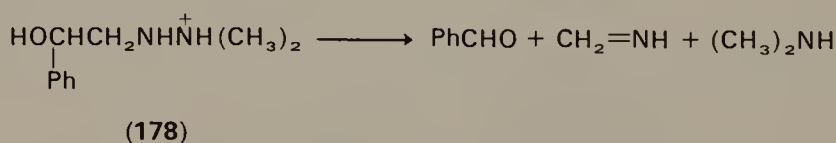


B. Imine-forming Fragmentation

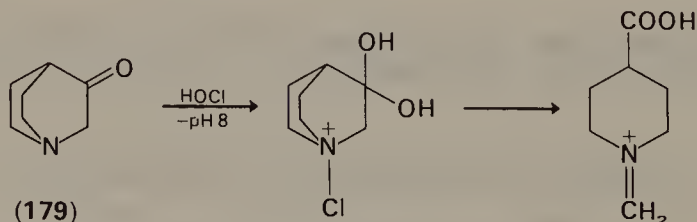
In the reactions discussed so far, the nucleofuge X was attached to a carbon atom. Therefore nucleophilic substitution, 1,2-elimination and cyclization frequently competed with fragmentation. When the nucleofuge is attached to a heteroatom, such as nitrogen or oxygen, nucleophilic substitution is no longer important. However, rearrangement is frequently observed. The stereoelectronic requirements for fragmentation remain the same.



Many imine-forming fragmentations are useful degradation reactions, e.g. for alkaloids. Thus, β -aminoalcohols containing a nucleofuge on the nitrogen atom, undergo fragmentation to imines in the presence of base (equation 30). The nucleofuge X is frequently chlorine⁶⁸, because *N*-chloro amines are readily obtained with *N*-chlorosuccinimide and other chlorinating agents.

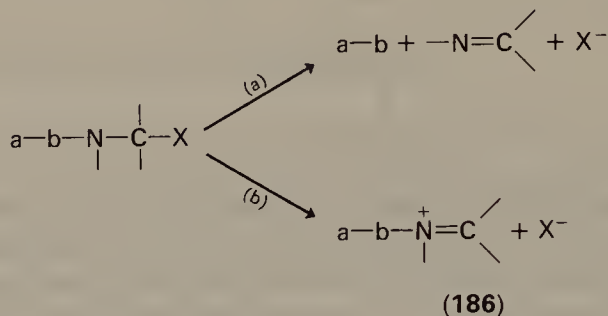


Acid-catalysed fragmentation is illustrated by the reaction of *N,N*-dimethyl-*N'*-(2-hydroxy-2-phenylethyl)hydrazinium ion (178), which undergoes *N*—*N* bond cleavage⁶⁹.



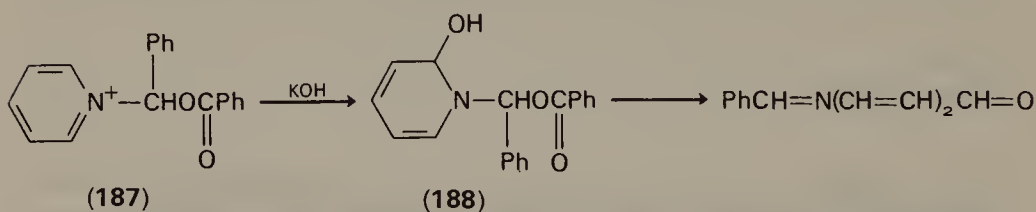
† Some cases are described in a recent monograph⁶⁷.

It is interesting to speculate as to whether imine-forming fragmentation would also occur if the nucleofuge were attached to carbon and the electrofuge to nitrogen (Scheme 8, path a). In most cases ionization to the stable immonium ion **186** (or the corresponding imine) should dominate (path b). This would account for the fact that examples of reactions following path (a) are hard to find.



SCHEME 8.

An example is the fragmentation of *N*-(α -benzoyloxybenzyl)-pyridinium chloride (**187**) with concentrated aqueous potassium hydroxide via the pseudo-base **188**⁷⁵.

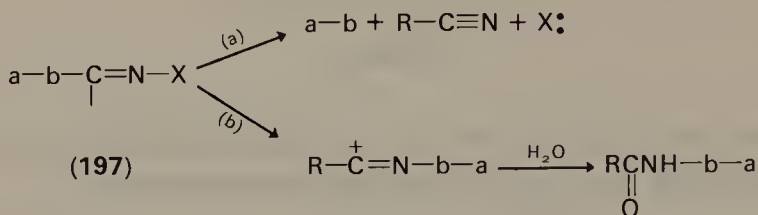


C. Cyanate-forming Fragmentation

In the Hofmann, Curtius or Lossen degradation of amides, the release of the nucleofuge from the nitrogen atom in the corresponding intermediate **189** is normally accompanied by migration of the group R to form an isocyanate (Scheme 9, path a)⁷⁶. However, if R is an active electrofugal group, fragmentation (path b) competes with rearrangement.

This applies to amides of α -hydroxy, α -keto and α -amino acids⁷⁷. Thus, in the Hofmann degradation of α -hydroxy amides (**190**, $\text{R}^1 = \text{H}$) with sodium hypobromite, no rearranged isocyanate **191** is formed. This suggests that direct fragmentation of the intermediate **192** to the aldehyde

The unsaturated fragment resulting from heterolytic fragmentation can also be a nitrile. In fact any ketoxime (**197**, $X = OH$) containing a potentially electrofugal substituent $a-b$, will undergo fragmentation (Scheme 10, path a) rather than Beckmann rearrangement (path b), when the hydroxyl group is converted into an active nucleofuge, e.g. by protonation or conversion to an ester such as *p*-toluenesulphonate.

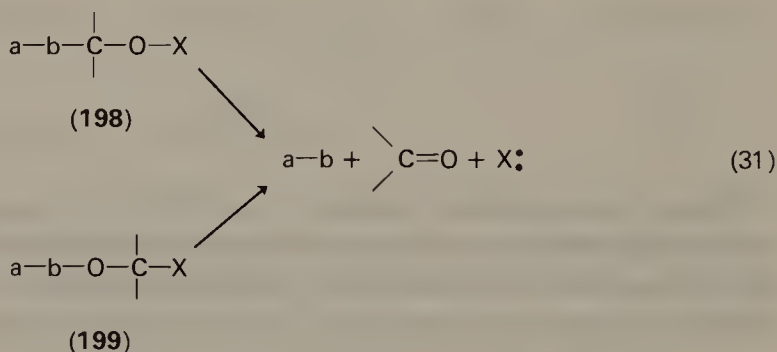


SCHEME 10.

A nitrile is then formed instead of an amide. However, these so-called Beckmann fragmentations⁸¹ are beyond the scope of this chapter, since they involve the formation of a triple-bonded function†.

D. Carbonyl-forming Fragmentation

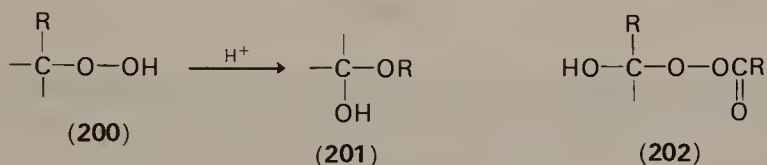
Carbonyl-forming fragmentations can be subdivided according to the site of the nucleofuge, i.e. on oxygen (**198**) or on carbon (**199**). Furthermore, depending on the nature of the substituents attached to the carbon atom of **198** and **199**, the resulting carbonyl fragment may be an aldehyde, a ketone, a carboxylic acid or even carbon dioxide (equation 31). In most



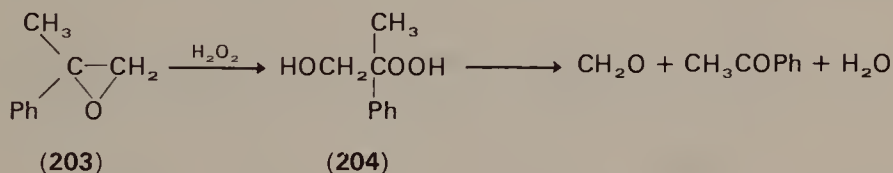
cases the nucleofuge is attached to oxygen, as in **198**. This class will therefore be discussed first. Such compounds are frequently derived from

† These reactions have been reviewed recently^{3c,82}.

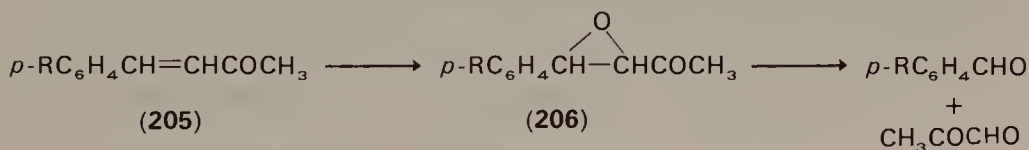
hydroperoxides (**200**) which can undergo the Criegee rearrangement to semiacetals or semiketals (**201**) upon protonation or esterification of the hydroxyl group^{76,83}. In the case of the Baeyer–Villiger reaction, an intermediate of type **202** is formed which leads to an ester by rearrangement^{76,84}. Rearrangement will therefore compete with fragmentation when the electrofugal activity of a—b in **198** is too low to permit fragmentation.



However, fragmentation clearly dominates in systems of the type $\text{HO}-\text{C}-\text{C}-\text{O}-\text{X}$, which are formed by ring opening of epoxides with alkaline hydrogen peroxide, e.g. the epoxide **203** yields the isolable hydroperoxide **204**, which undergoes acid and base catalysed or thermal cleavage to acetophenone and formaldehyde^{85,86}.

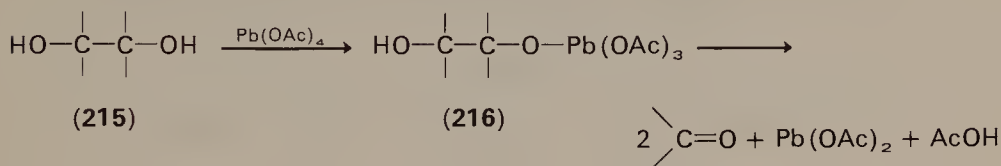


The cleavage of α,β -unsaturated ketones such as **205** with alkaline hydrogen peroxide has been shown to occur in the same manner, i.e. by way of the epoxide **206**⁸⁷.

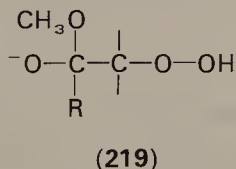
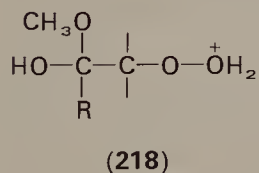
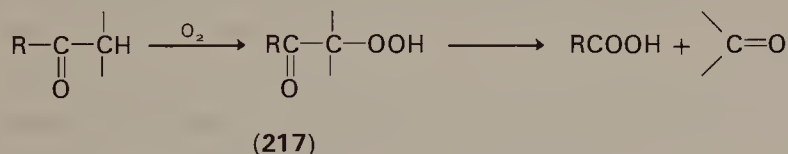


α -Hydroxy carboxylic acids are decarboxylated by bromine in alkaline or acidic solution with formation of aldehydes. This reaction is analogous to the oxidative decarboxylation of α -amino acids described in Section III.B, in that two fragmentable intermediates could be formed either by attack of bromine on the carboxyl group (**208**) or on the hydroxyl group (**209**). From a detailed study of the oxidation of mandelic acid (**207**) it was concluded that the intermediates are the acylhypobromite (**208**) in alkaline and the α -carboxyhypobromite (**209**) with silver ion in acid solution⁸⁸.

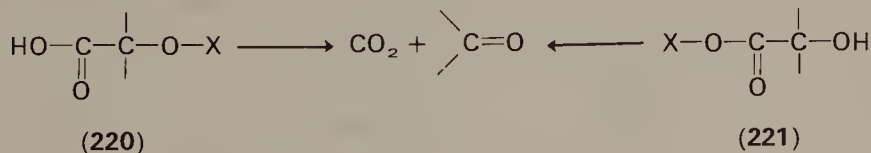
the intermediate **216** is therefore indicated†. This reaction is an example of a fragmentation initiated by a nucleofugal metal atom, which can change its oxidation number. In contrast to periodic acid, lead tetraacetate cleaves both *cis* and *trans* diols⁹².



α -Hydroperoxyketones (**217**), which are obtained from enolizable ketones by oxidation with air, are cleaved under acidic or basic conditions to acids and carbonyl compounds⁹³. When methanol is the solvent, an ester is obtained which points to the formation of fragmentable intermediates such as **218** and **219**.



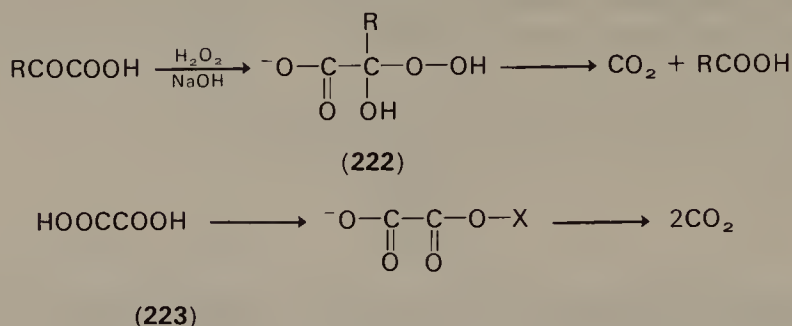
The cleavage of α -hydroxy acids (**220**, X = H) by oxidizing agents, such as lead tetraacetate, is clearly a carbonyl-forming fragmentation⁹⁴. However, it is often difficult to decide whether the nucleofuge becomes attached to the hydroxyl group, as in **220**, or to the carbonyl group, as in **221**.



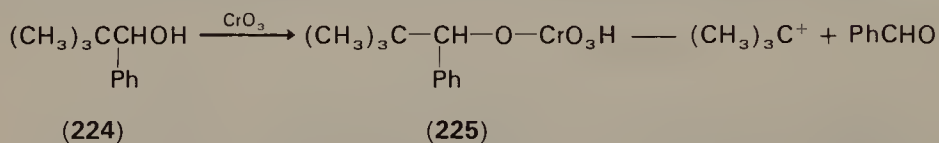
α -Keto acids are decarboxylated with hydrogen peroxide in alkaline solution, presumably via the intermediate **222**⁹⁵. The carbonyl compound

† In this context it is irrelevant whether both electrons are transferred to Pb^{IV} simultaneously, or one at a time.

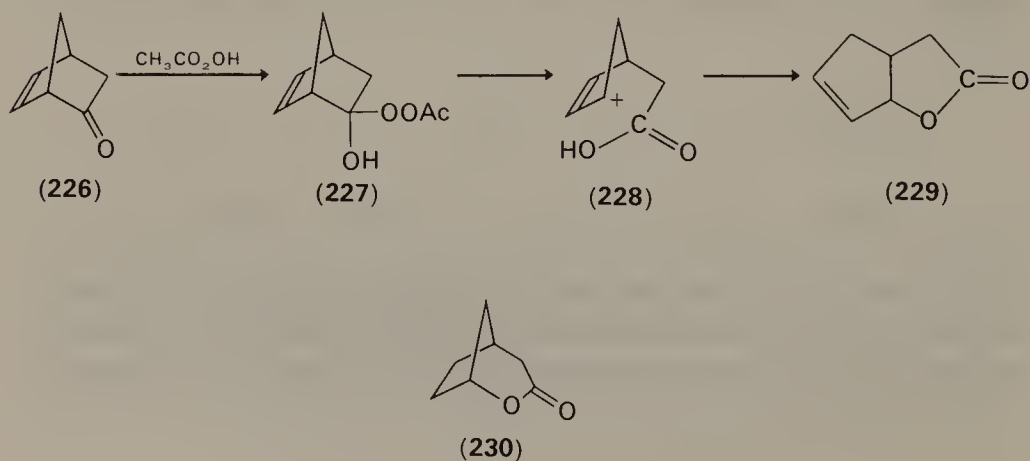
which is formed is a carboxylic acid. The oxidation of oxalic acid (**223**) with a variety of reagents is a carbon-dioxide-forming fragmentation⁹⁶.



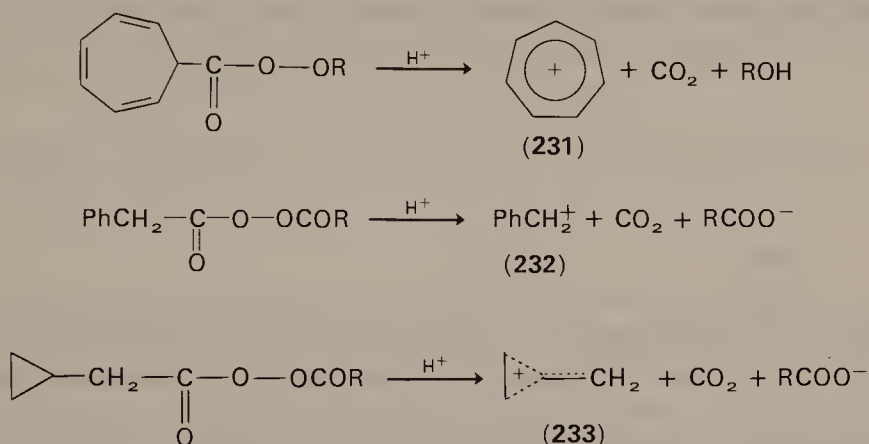
The oxidation of secondary alcohols with chromic acid can lead to varying amounts of fragmentation products in addition to the corresponding ketone if the β -carbon atom is highly substituted⁹⁷. Thus, the oxidation of 2,2-dimethyl-1-phenyl-1-propanol (**224**) yields, via the intermediate **225**, 70% of benzaldehyde and products derived from the *t*-butyl cation⁹⁸.



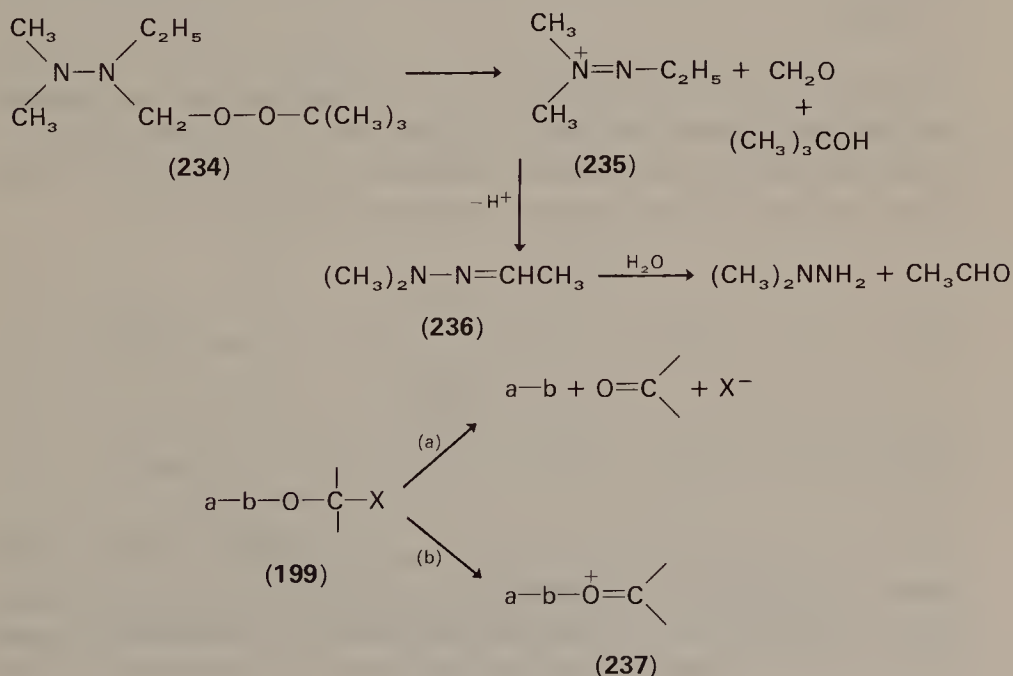
The Baeyer-Villiger oxidation of ketones to esters can also be superseded by carbonyl-forming fragmentation if the substituent α to the original carbonyl group is an active electrofuge. This is illustrated by the reaction of dehydronorcamphor (**226**) with peracetic acid, which does not furnish the expected lactone **230**. Instead, the intermediate **227** undergoes fragmentation to an allylic cation **228**, which cyclizes to the lactone **229**⁹⁹.



A number of peresters and acyl peroxides undergo acid-catalysed heterolytic fragmentation instead of homolytic decomposition when stable cations, such as the tropylium ion **(231)**¹⁰⁰, the benzyl cation **(232)**¹⁰¹ or the cyclopropylmethyl cation **(233)**¹⁰² are formed.

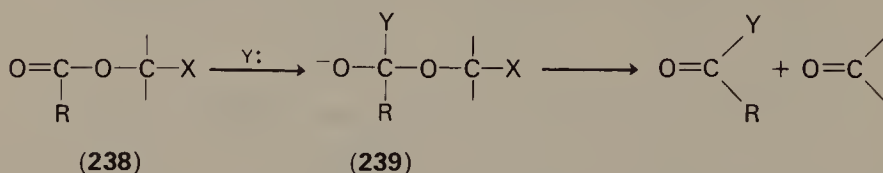


The peroxide **234** is of particular interest, since it yields an unusual electrofugal fragment, namely the cation **235** besides formaldehyde and *t*-butanol¹⁰³. The cation **235** is the conjugate acid of the hydrazone of *N,N*-dimethylhydrazine and acetaldehyde (**236**), which are formed upon hydrolysis.

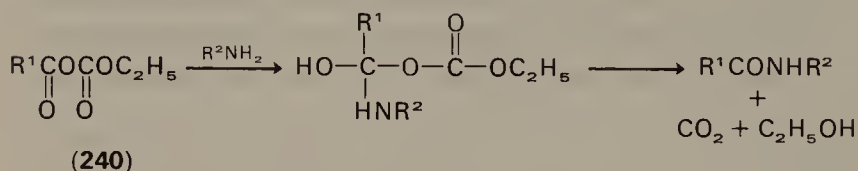


SCHEME 11.

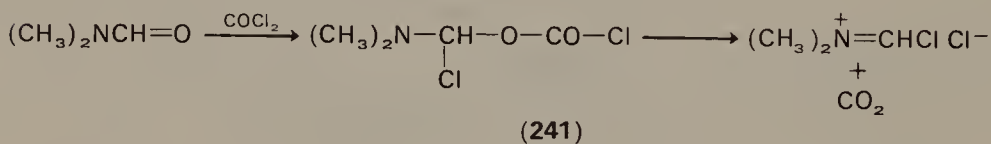
Carbonyl-forming fragmentation (Scheme 11, path a) of compounds of the type **199** are rarer because these are frequently too unstable to be isolated. This is because the nucleofuge is attached to a carbon atom next to oxygen and its departure leads to a relatively stable oxocarbonium ion **237** (path b). It is therefore not surprising that the fragmentable system **199** often has to be generated *in situ* from a stable precursor. Even then simple ionization (path b) has to be taken into account.



Thus, many fragmentations of this type involve the formation of a fragmentable system **239** through the prior addition of a nucleophile to an α -acyloxy derivative **238**. When the nucleophile Y is hydroxide ion, alkoxide ion or an amine, an acid, an ester or an amide, respectively, is formed beside the carbonyl compound¹⁰⁴.

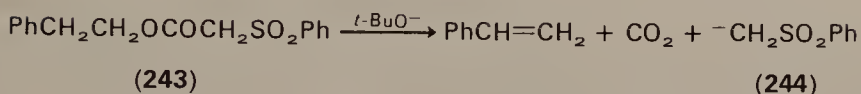


Similarly, mixed anhydrides between a carboxylic acid and carbonic acid (**240**) yield amides and carbon dioxide when treated with amines¹⁰⁵, a reaction widely used in peptide synthesis¹⁰⁶. These mixed anhydrides are also employed in the acylation of alcohols and thiols^{105,107}.

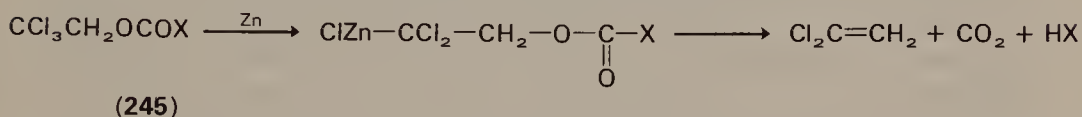


(242)

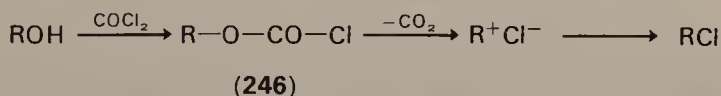
The preparation of *N,N*-dimethylformamide chloride (**242**), a useful reagent in the Vilsmeier formylation of aromatic compounds, provides a further example for CO₂-forming fragmentation¹⁰⁸. Dimethylformamide is reacted with phosgene, yielding the fragmentable intermediate **241**.



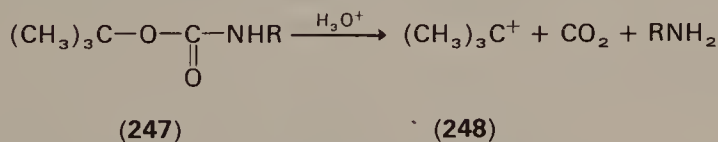
The decomposition of the α -sulphone ester **243** with potassium *t*-butylate is initiated by the removal of a proton from the benzylic carbon atom. In this CO_2 -forming fragmentation the mesomeric phenylsulphonylmethide (**244**) assumes the role of the nucleofuge¹⁰⁹.



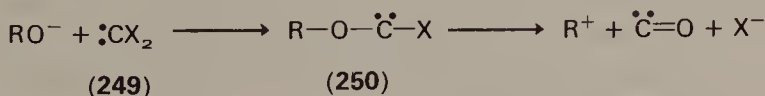
Trichloroethoxycarbonyl is a general protecting group for amines, alcohols and thiols, as in **245**, $\text{X} = \text{NHR}$, OR or SR . It is removed by zinc in a protic solvent¹¹⁰ or by electrolytic reduction¹¹¹.



In the conversion of alcohols to alkyl chlorides by phosgene, alkyl chloroformates (**246**) are relatively stable intermediates¹¹². Their rates of decomposition parallel the stability of the resulting carbonium ions. The decomposition of **246** is therefore a concerted CO_2 -forming fragmentation. The carbonium ions subsequently combine with chloride ions to form alkyl chlorides^{113,114}.



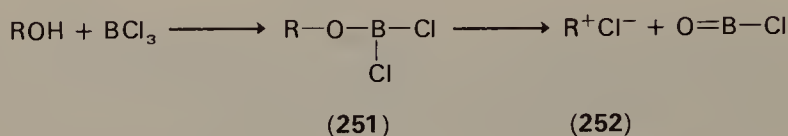
The facile formation of the *t*-butyl cation (**248**) as the electrofugal fragment is the basis for the widespread use of the *t*-butyl group in the temporary protection of functional groups. Thus, *t*-butoxycarbonyl derivatives of amines (**247**) are readily cleaved by acids with the liberation of the amine, CO_2 and the *t*-butyl cation (**248**) which is subsequently converted to isobutene¹¹⁵.



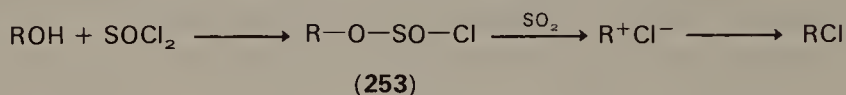
The so-called deoxidation of alkoxide ions makes use of a carbon-monoxide-forming fragmentation. In this reaction a haloalkoxy carbene (**250**), formed from the alkoxide ion and a dihalocarbene (**249**, X = Br or Cl) fragments to a highly reactive carbonium ion, carbon monoxide and halide ion¹¹⁶.

E. Heteroxide-forming Fragmentation

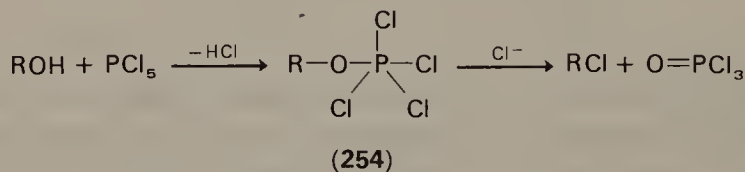
Oxides other than those of carbon can form unsaturated fragments, as shown by the following examples involving boron, sulphur and phosphorus.



Thus, in the preparation of alkyl chlorides from alcohols and boron trichloride, dichloroborinates (**251**) are formed, which fragment to BOCi and an ion pair **252**, the precursor of the alkyl chloride¹¹⁷.



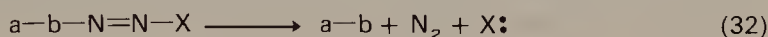
Further, the widespread preparation of alkyl chlorides from alcohols and thionyl chloride involves the fragmentation of the intermediate alkyl chlorosulphite (**253**). In this case the unsaturated fragment is sulphur dioxide^{113,118}.



In the synthesis of alkyl halides from alcohols (or acyl halides from acids) with phosphorus tri- and pentahalides, a phosphorous ester is first formed, e.g. **254** in the case of PCl_5 . The latter then fragments with concomitant formation of a $\text{P}=\text{O}$ bond¹¹⁹. This fragmentation does not yield a free carbonium ion when R is primary, but involves attack by chloride ion at the group R of the ester **254** in a displacement-induced fragmentation (Section III.H).

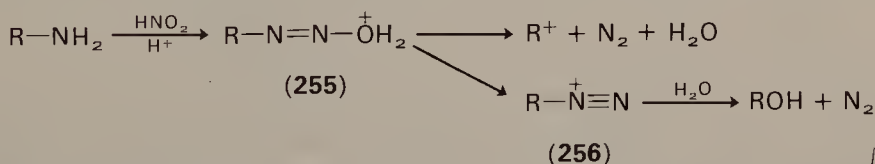
F. Nitrogen-forming Fragmentation

Azo compounds $R^1-N=N-R^2$ normally undergo homolytic cleavage with the formation of nitrogen¹²⁰. Only when R^1 and R^2 are electrofugal and nucleofugal groups, respectively, does heterolytic fragmentation dominate (equation 32). However, due to the high energy of formation of molecular nitrogen, fragmentation occurs even when the tendency to form the corresponding electrofugal and nucleofugal fragments is small.

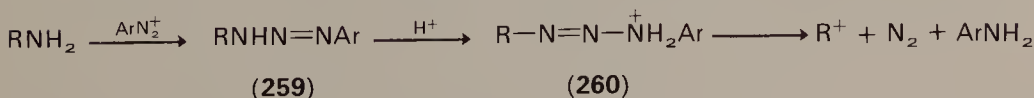
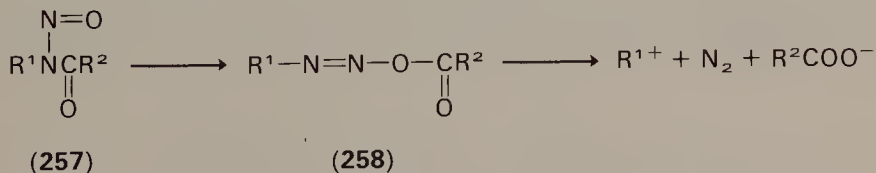


It is debatable whether this type of fragmentation should be included in a chapter concerned primarily with the formation of double-bonded organic functional groups. However, the liberation of molecular nitrogen as the unsaturated fragment is often accompanied by the formation of unusual electrofugal and nucleofugal fragments. In addition to their use in synthesis, nitrogen-forming fragmentations serve to illustrate further mechanistic principles, and they have not been reviewed recently.

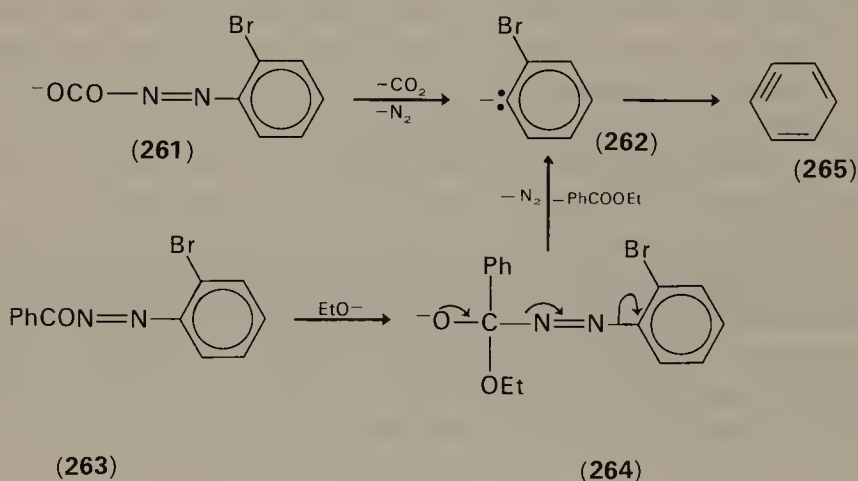
The well-known deamination of primary amines with nitrous acid represents a fragmentation of the intermediate protonated alkyl diazoniumhydroxide (255). With secondary and tertiary alkyl substituents its decomposition is concerted and instantaneous. With primary alkyl substituents fragmentation takes place stepwise and diazonium ions (256) are true intermediates, as in the case of aryl diazonium salts^{116,121}.




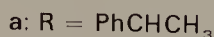
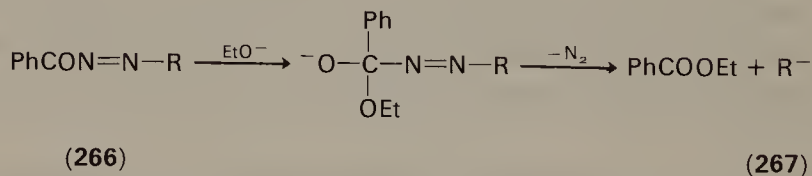
A carboxylate ion is the nucleofuge in the fragmentation of *N*-nitrosoamides (257), which is preceded by rearrangement to diazoacyloxy derivatives 258¹²². In the fragmentation of triazenes (259), which are formed by the coupling of alkylamines and aryldiazonium salts, protonation to 260 is required to generate a nucleofugal arylammonio group¹²³.



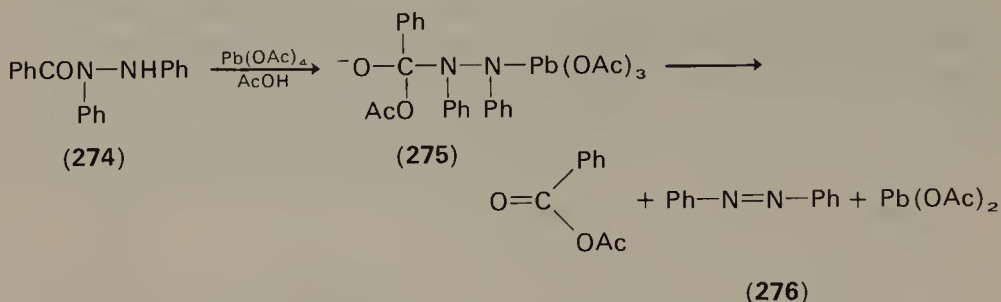
The driving force associated with the formation of molecular nitrogen is such that substituents, which do not normally show nucleofugal activity, are released as carbanions, e.g. *o*-bromophenylazocarboxylate (**261**) fragments with liberation of carbon dioxide and nitrogen to *o*-bromobenzene anion (**262**)¹²⁴. The same anion is formed together with ethyl benzoate when the ketone **263** is treated with sodium ethoxide, evidently by way of the adduct **264**. Under the reaction conditions the aryl anion **262** is protonated. However, some elimination of bromide ion with the formation of benzyne (**265**) also occurs.



Applied to suitably substituted azoketones **266**, this type of fragmentation can be used to generate carbanions **267**, which are not readily accessible by other routes, such as the α -phenylethyl (**267a**), the cyclopropylmethyl (**267b**), the cyclobutylmethyl (**267c**) and the *t*-butyl anion (**267d**)¹²⁵.

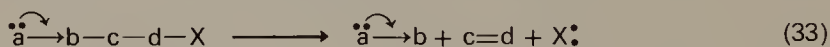


Finally, oxidation of *N*-benzoyl-*N,N'*-diphenylhydrazine (274) with lead tetraacetate in the presence of acetic acid yields *trans*-azobenzene (276), a reaction which is best rationalized as the fragmentation of the intermediate 275¹²⁹.

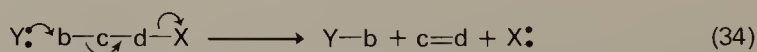


H. Displacement-induced Fragmentation

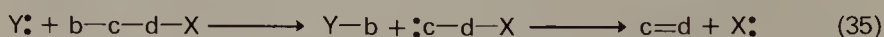
In the fragmentation reactions discussed so far, inductive or conjugate electron release from the atom 'a' contributed to the stabilization of the electrofugal fragment a—b in equation (33).



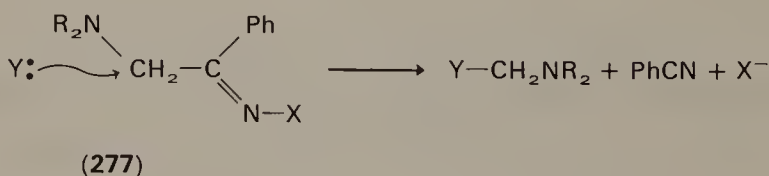
In the following cases the electrons required to break the b—c bond are provided by an external nucleophile Y in a displacement reaction on atom 'b' (equation 34).




This process could be concerted, two bonds being formed and two broken in the transition state. Alternatively, the process could take place by a two step mechanism, i.e. displacement of the group c—d—X by Y is followed by the cleavage of the d—X bond (equation 35). Both mechan-



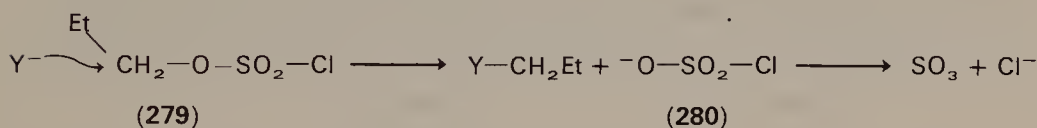
isms should obey the second-order rate law, if the second step of equation (35) is fast. With rare exceptions^{130,132}, however, no mechanistic studies have been carried out.



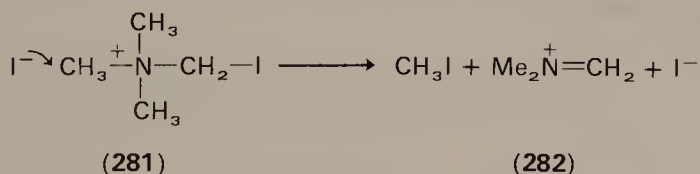
An example of displacement-induced fragmentation is given by *anti*- α -aminoacetophenone oxime derivatives (277), which undergo a second order reaction with strong nucleophiles, such as hydroxide or cyanide ion, yielding benzonitrile¹³⁰.



In the reaction of primary (and some secondary) alcohols with thionyl chloride, the intermediate alkyl chlorosulphite (278) undergoes nucleophilic substitution at the α -carbon atom by chloride ion with the formation of sulphur dioxide and chloride ion^{118,131}.




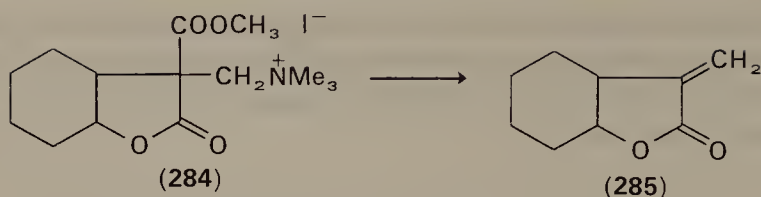
While the above reaction of 278 might be a concerted process, the reaction of *n*-propyl chlorosulphate (279) with nucleophiles, such as hydroxide and halide ions in aqueous dioxane, is a two-step process since the relatively stable chlorosulphate ion (280) is formed as an intermediate¹³². The latter yields sulphate and chloride ions, presumably via elimination to sulphur trioxide.



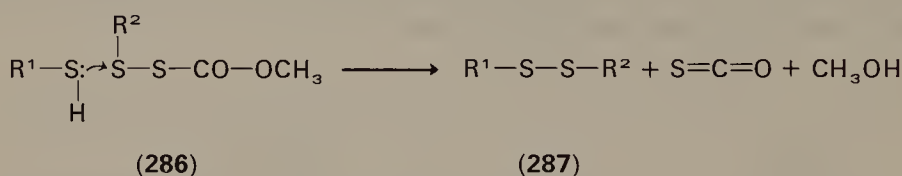
A further example of displacement-induced fragmentation is provided by the iodide-ion-induced cleavage of iodomethyltrimethylammonium ion (281), which leads to methyl iodide and dimethylmethyleammonium iodide (282)¹³³.

Fragmentation can be initiated by cleavage of an ester. Thus, in 283, attack by iodide ion on the methyl group displaces a β -ammonio carboxylate which undergoes fragmentation. This reaction shows promise as a preparative tool, as in the synthesis of the α -methylene lactone 285 from the ammonium salt 284¹³⁴.

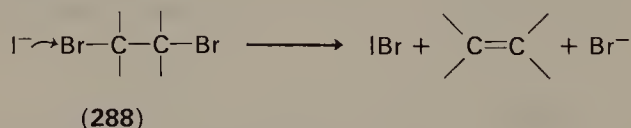




Nucleophilic displacement can take place on atoms other than carbon. Thus, attack by sulphur on sulphur is indicated in the reaction of thiols with sulphenylthiocarbonates (**286**) yielding disulphides (**287**), carbonyl sulphide and methanol, a reaction employed in the synthesis of peptides¹³⁵.

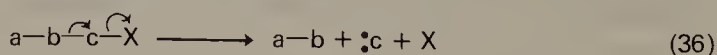


It is a matter of opinion whether the elimination of halogen from vicinal dihalides by nucleophiles, such as iodide and thiolate ion, phosphites and phosphines, should be regarded as a displacement-induced fragmentation. For example, the reaction of vicinal dibromides (**288**) with potassium iodide is second order and seems to involve nucleophilic attack on bromine by iodide ion, with concomitant formation of iodobromine, an olefin and bromide ion¹³⁶.

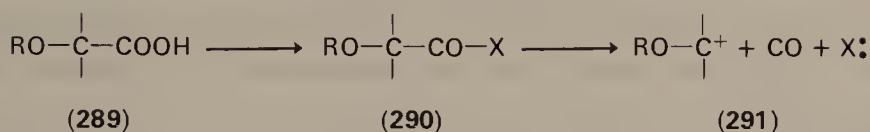


1. α -Fragmentation

As mentioned in Section I, an electrofugal group a—b and a nucleofugal group X can be released from the same atom 'c', when the latter has two available valency states (equation 36).

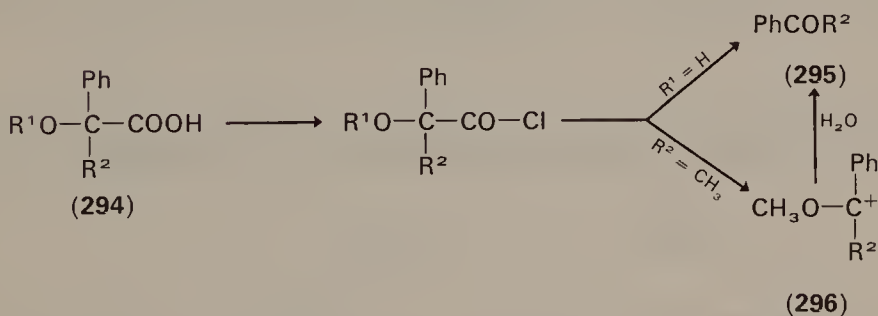
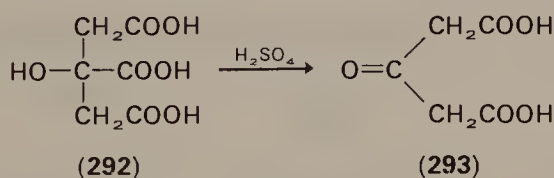


The case of most importance to organic chemistry pertains to tetra- and bivalent carbon, as in carbon-monoxide-forming and isocyanide-forming fragmentation^{3c}.

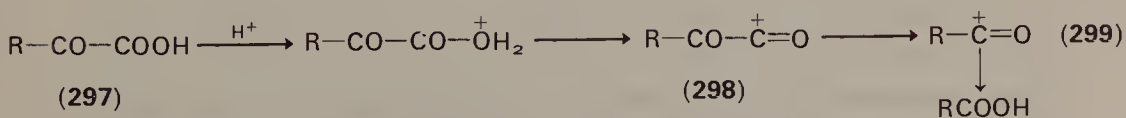


The former type of fragmentation occurs when α -hydroxy or α -alkoxy acids (289) are protonated (290, $\text{X} = \text{OH}_2^+$) or converted to the acid chloride (290, $\text{X} = \text{Cl}$). The electrofugal fragment is a carbonyl compound when $\text{R} = \text{H}$ and an alkoxy-carbonium ion (291) when $\text{R} = \text{alkyl}$.

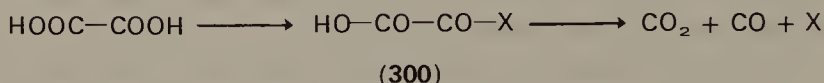
Thus, citric acid (292) is decarbonylated to acetonedicarboxylic acid (293) with sulphuric acid¹³⁷ and α -hydroxyphenylacetic acids (294, $\text{R} = \text{H}$) yield ketones 295 when converted to the acid chloride. The same products are obtained from the α -methoxy derivative (294, $\text{R} = \text{CH}_3$) when the intermediate oxocarbonium ion 296 is decomposed with water¹³⁸.



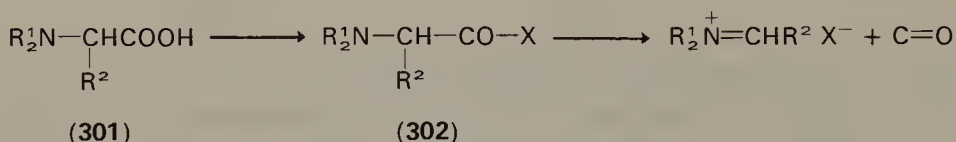
α -Keto acids (297) are converted to the next lower acid when treated with mineral acids. This fragmentation proceeds stepwise in the case of phenylglyoxylic acid (297, $\text{R} = \text{Ph}$) with formation of the α -ketoacylium cation 298. The latter then decarbonylates to the acylium ion 299, which is converted to benzoic acid by water¹³⁹.



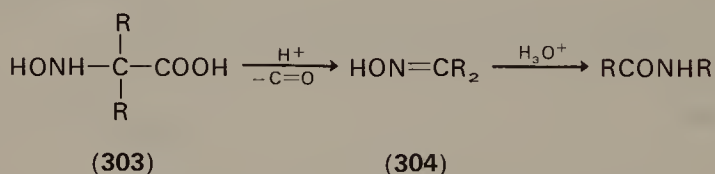
The acid-catalysed decomposition of oxalic acid into carbon monoxide, carbon dioxide and water is an α -fragmentation of the conjugate acid **300**, $X = \overset{+}{\text{O}}\text{H}_2$. The high electrofugal activity of the carboxyl group is responsible for the instability of the corresponding monochloride (**300**, $X = \text{Cl}$) and monoanhydride (**300**, $X = \text{OCOR}$)¹⁴⁰.



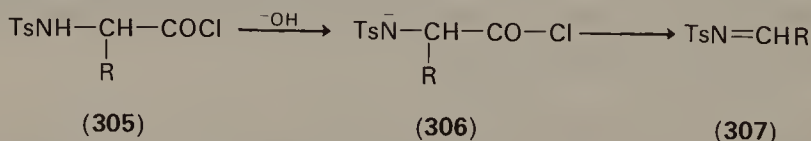
α -(Dialkylamino) acids (**301**) readily undergo decarbonylation to immonium salts when converted to the corresponding acid chloride (**302**, $X = \text{Cl}$)¹⁴¹. Mixed anhydrides, e.g. **302**, $X = \text{PhCOO}$, are somewhat more stable.



α -(Hydroxylamino) acids (**303**) undergo a similar α -fragmentation when treated with sulphuric acid¹⁴². The decarbonylation product is an oxime (**304**), which rearranges to an amide under the reaction conditions.

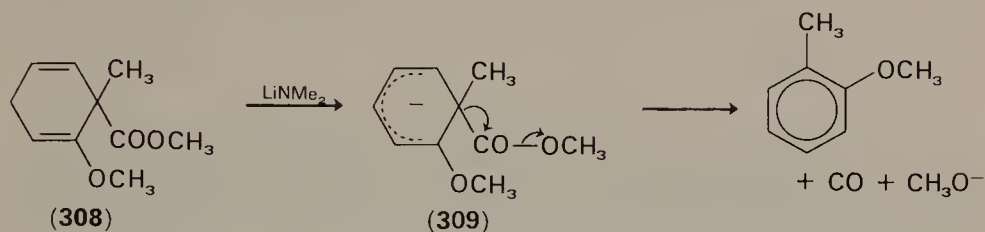


An α -fragmentation accounts for the instability of chlorides of α -(sulphonylamino) acids (**305**, $\text{Ts} = p\text{-CH}_3\text{C}_6\text{H}_4\text{SO}_2$) in the presence of bases. Thus, the phenylalanine derivative **305**, $\text{R} = \text{CH}_2\text{Ph}$, decarbonylates to the imine **307** via the conjugate base (**306**)¹⁴³.

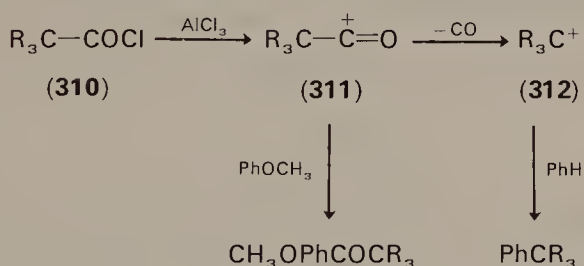


The conversion of the cyclohexadiene carboxylic ester **308** into *o*-methylanisole by lithium dimethylamide demonstrates the high electro-

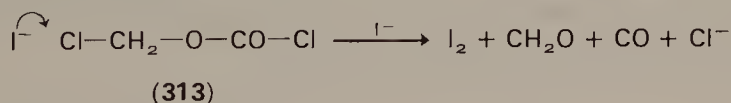
fugal activity of the 'pre-aromatic' anion **309**, which is formed as the intermediate¹⁴⁴.



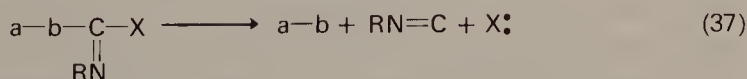
It is well known that tertiary acid chlorides (**310**) are decarbonylated by Friedel–Craft catalysts, such as aluminium chloride. This α -fragmentation proceeds by way of the acylium ion **311**, which can be intercepted by anisole with the formation of a ketone. When the less reactive benzene is used as the solvent, a reaction takes place only after decarbonylation to the tertiary carbonium ion **312**, leading to an alkylbenzene¹⁴⁵.



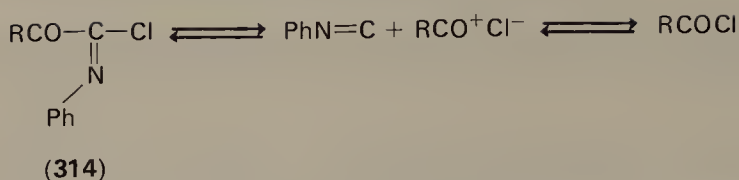
A displacement-induced α -fragmentation is indicated in the reaction of chloromethyl chloroformate (**313**) with sodium iodide, which leads to the formation of iodine, formaldehyde and carbon monoxide¹⁴⁶.



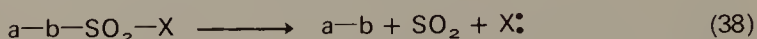
When an electrofugal and nucleofugal group are present on the carbon atom of an imine, a system results which should undergo an isonitrile-forming α -fragmentation (equation 37).



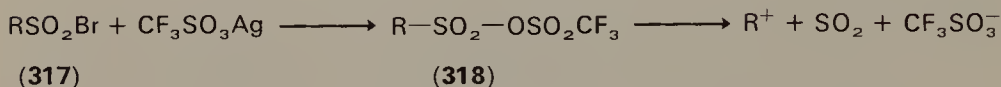
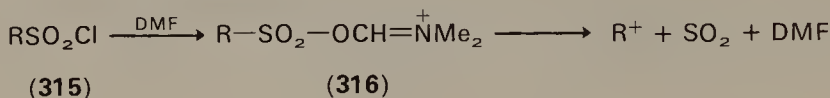
Few such cases seem to have been observed so far. An example is the reversible thermal decomposition of acylformimidoyl chlorides (**314**) to acid chlorides and isocyanides. Amines trap the transient acylium ion or the acid chloride with formation of an amide¹⁴⁷.



As an element capable of changing its valency state, sulphur also engages in α -fragmentation with formation of sulphur dioxide (equation 38)¹¹⁸. However, the unsaturated fragment is an inorganic molecule and therefore only two cases will be mentioned briefly.



Carbonium ions can be generated by heating alkylsulphonyl chlorides (315) in dimethylformamide, which reacts to form a strong nucleofugal group in the intermediate 316¹⁴⁸.



A similarly powerful nucleofuge is generated by reaction of the corresponding sulphonyl bromide (317) with silver trifluoromethylsulphonate. The rate of fragmentation of the resulting alkylsulphonyl trifluoromethylsulphonate (318) parallels the stability of the carbonium ion formed¹⁴⁹ and points to a concerted process.

IV. OUTLOOK

This review, although selective and incomplete, shows that numerous apparently different reactions conform to a common pattern of reactivity if the reactant molecule contains a sequence of potentially electrofugal, unsaturated and nucleofugal fragments. The recognition of this structural feature enables a rational interpretation of a large body of chemical data.

Needless to say, any attempt to reduce a diversity of phenomena to an identical cause can be carried too far and not all decomposition and

cleavage reactions belong to the class of heterolytic fragmentation, as defined in Section I. Nevertheless, it is regrettable that, with few exceptions, present textbooks either fail to call attention to fragmentation, or treat it as an appendage of β -elimination, although the latter class is far more restricted.

Hitherto unclassifiable or unexpected reactions frequently turn out to be fragmentations and a study of their nature may help to improve the yield of a desired process. Furthermore, it is still possible to devise new cases of fragmentation by a judicious combination of electrofugal, nucleofugal and middle groups. In fact, such cases are constantly being reported.

Finally, as shown in Section III, fragmentation reactions can be employed in the formation of many functional groups. They are therefore of practical use in synthesis and in degradation. However, these developments are still in their beginnings. In addition many mechanistic questions remain to be answered. Heterolytic fragmentation therefore provides a wide field for future investigations.

V. REFERENCES

1. W. H. Saunders Jr., in *The Chemistry of Alkenes* (Ed. S. Patai), Wiley Interscience, New York, 1964, p. 149.
2. J. Mathieu, A. Allais, and J. Valls, *Angew. Chem.*, **72**, 71 (1960).
- 3a. C. A. Grob and W. Baumann, *Helv. Chim. Acta*, **38**, 594 (1955).
- 3b. C. A. Grob, *Experientia*, **13**, 126 (1957).
- 3c. C. A. Grob and P. W. Schiess, *Angew. Chem.*, **79**, 1 (1967); *Angew. Chem. Int. Ed.*, **6**, 1 (1967).
4. C. A. Grob, *Angew. Chem.*, **81**, 543 (1969); *Angew. Chem. Int. Ed.*, **8**, 535 (1969).
5. C. A. Grob and F. Ostermayer, *Helv. Chim. Acta*, **45**, 1119 (1962); W. Fischer, and C. A. Grob, unpublished.
6. C. A. Grob, F. Ostermayer, and W. Raudenbusch, *Helv. Chim. Acta*, **45**, 1672 (1962).
7. H. G. Enderle, *Dissertation, University of Basel*, 1967.
8. C. A. Grob, R. M. Hoegerle, and M. Ohta, *Helv. Chim. Acta*, **45**, 1823 (1962).
9. W. Fischer, *Dissertation, University of Basel*, 1974.
10. A. H. Weber, *Dissertation, University of Basel*, 1972.
11. C. A. Grob in *Theoretical Organic Chemistry. Proceedings and Discussions of the Kekulé Symposium*, Butterworths, London, 1959, p. 114.
12. C. A. Grob and W. Schwarz, *Helv. Chim. Acta*, **47**, 1870 (1964).
13. B. Schmitz, *Dissertation, University of Basel*, 1974.
14. R. D'Arcy, C. A. Grob, T. Kaffenberger, and V. Krasnobajew, *Helv. Chim. Acta*, **49**, 185 (1966).
15. P. R. Marbet, *Dissertation, University of Basel*, 1974.

16. P. Brenneisen, C. A. Grob, R. A. Jackson, and M. Ohta, *Helv. Chim. Acta*, **48**, 146 (1965).
17. C. A. Grob, K. Kostka, and F. Kuhnen, *Helv. Chim. Acta*, **53**, 608 (1970).
18. A. T. Bottini, C. A. Grob, E. Schumacher, and J. Zergenyi, *Helv. Chim. Acta*, **49**, 2516 (1966).
19. M. Geisel, C. A. Grob, and R. A. Wohl, *Helv. Chim. Acta*, **52**, 2206 (1969).
20. W. Kunz, *Dissertation*, University of Basel, 1973.
21. C. A. Grob, H. R. Kiefer, H. J. Lutz, and H. J. Wilkens, *Helv. Chim. Acta*, **50**, 416 (1967).
22. P. Martin, *Dissertation*, University of Basel, 1973.
23. T. H. Siegfried, *Dissertation*, University of Basel, 1975.
24. A. M. Braun, C. E. Ebner, C. A. Grob, and F. A. Jenny, *Tetrahedron Lett.*, 4733 (1965).
25. C. A. Grob, F. M. Unger, E. D. Weiler, and A. Weiss, *Helv. Chim. Acta*, **55**, 501 (1972).
26. A. Slawjanow, *J. Russ. Phys. Chem. Soc.*, **39**, 140 (1907); *Chem. Abstr.*, **1**, 2077 (1907).
27. H. E. Zimmerman and J. English, *J. Amer. Chem. Soc.*, **76**, 2285 (1954).
28. R. H. Hasek, R. D. Clark, and J. H. Chaudet, *J. Org. Chem.*, **26**, 3130 (1961).
29. P. S. Wharton and G. A. Hiegel, *J. Org. Chem.*, **30**, 3254 (1965).
- 30a. J. A. Marshall and C. J. V. Scanio, *J. Org. Chem.*, **30**, 3019 (1965).
- 30b. J. A. Marshall, C. J. V. Scanio, and W. J. Iburg, *J. Org. Chem.*, **32**, 3750 (1967).
- 30c. E. J. Corey, R. B. Mitra, and H. Uda, *J. Amer. Chem. Soc.*, **85**, 362 (1963); **86**, 485 (1964).
- 30d. R. Zurflüh, E. N. Wall, J. B. Siddall, and J. A. Edwards, *J. Amer. Chem. Soc.*, **90**, 6224 (1968).
- 31a. J. English and A. D. Bliss, *J. Amer. Chem. Soc.*, **78**, 4057 (1956).
- 31b. R. R. Burford, F. R. Hewgill, and P. R. Jefferies, *J. Chem. Soc.*, 2937 (1957).
32. V. J. Traynelis and J. G. Dadura, *J. Org. Chem.*, **26**, 686, 1813 (1961).
33. J. P. Freeman, *Tetrahedron Lett.*, 749 (1961).
34. A. Eschenmoser and A. Frey, *Helv. Chim. Acta*, **35**, 1660 (1952).
- 35a. F. Nerdel, P. Weyerstahl, and U. Kretzschmar, *Chem. Ber.*, **92**, 1329 (1959).
- 35b. F. Nerdel and U. Kretzschmar, *Ann. Chem.*, **688**, 61 (1965).
- 35c. F. Nerdel, H. Goetz, and M. Wolff, *Ann. Chem.*, **632**, 65 (1960).
36. W. Kraus and C. Chassin, *Ann. Chem.*, **735**, 198 (1970); *Tetrahedron Lett.*, 1003 (1970).
- 37a. E. P. Kohler, N. K. Richtmyer, and W. F. Hester, *J. Amer. Chem. Soc.*, **53**, 205 (1931).
- 37b. E. P. Kohler and C. L. Bickel, *J. Amer. Chem. Soc.*, **57**, 1099 (1935).
- 38a. V. I. Pansevich-Kolyada and M. M. Azanovskaya, *J. Gen. Chem. U.S.S.R. Engl. Transl.*, **27**, 435 (1957), and earlier publications.
- 38b. E. A. Kropp, *Dissertation*, University of Basel, 1961.
39. V. K. Jones and L. B. Jones, *Tetrahedron Lett.*, 3171 (1970).
40. R. K. Hill and S. Barcza, *J. Org. Chem.*, **27**, 317 (1962).
- 41a. P. G. Gassman and J. G. Macmillan, *J. Amer. Chem. Soc.*, **91**, 5527 (1969).
- 41b. P. G. Gassman, J. L. Marshall, and J. G. Macmillan, *J. Amer. Chem. Soc.*, **95**, 6319 (1973).
42. R. Fittig and F. Binder, *Ann. Chem.*, **195**, 131 (1879).

- 43a. S. J. Cristol and W. P. Norris, *J. Amer. Chem. Soc.*, **75**, 632, 2645 (1953).
43b. E. Grovenstein and D. E. Lee, *J. Amer. Chem. Soc.*, **75**, 2639 (1953).
43c. E. R. Trumbull, R. T. Finn, K. M. Ibne-Rasa, and C. K. Sauers, *J. Org. Chem.*, **27**, 2339 (1962).
44. M. S. Newmann and B. J. Magerlein in *Organic Reactions*, Vol. V (Ed. R. Adams), Wiley, New York, 1949, p. 413.
45a. W. S. Johnson and W. E. Heinz, *J. Amer. Chem. Soc.*, **71**, 2913 (1949).
45b. D. S. Noyce and R. A. Heller, *J. Amer. Chem. Soc.*, **87**, 4325 (1965).
46a. H. S. Mosher, R. Forker, H. R. Williams, and T. S. Oakwood, *J. Amer. Chem. Soc.*, **74**, 4627 (1952).
46b. S. Okuda and K. Tsuda, *Chem. Ind. (London)*, 512 (1961).
46c. M. F. Bartlett, E. Schlittler, R. Sklar, W. I. Taylor, R. L. S. Amai, and E. Wenkert, *J. Amer. Chem. Soc.*, **82**, 3792 (1960).
47. R. B. Bates, L. M. Kroposki, and D. E. Potter, *J. Org. Chem.*, **37**, 560 (1972).
48a. F. Weygand and H. Daniel, *Chem. Ber.*, **94**, 1688 (1961).
48b. G. Wittig and W. Tochtermann, *Chem. Ber.*, **94**, 1692 (1961).
48c. H. Daniel and F. Weygand, *Ann. Chem.*, **671**, 111 (1964).
48d. H. Daniel, *Ann. Chem.*, **673**, 92 (1964).
49. F. Weygand and H. Daniel, *Chem. Ber.*, **94**, 3145 (1961).
50. J. A. Marshall and J. L. Belletire, *Syn. Commun.*, **1**, 93 (1971).
51. J. A. Marshall and J. L. Belletire, *Tetrahedron Lett.*, 871 (1971).
52. C. A. Grob, W. Schwarz, and H. P. Fischer, *Helv. Chim. Acta*, **47**, 1385 (1964).
53. V. J. Shiner and G. F. Meier, *J. Org. Chem.*, **31**, 137 (1966).
54a. D. J. Pasto and R. Snyder, *J. Org. Chem.*, **31**, 2773, 2777 (1966).
54b. J. G. Sharefkin and S. H. Pohl, *J. Org. Chem.*, **29**, 2050 (1964).
54c. S. J. Cristol, F. P. Parungo, and D. E. Plorde, *J. Amer. Chem. Soc.*, **87**, 2870 (1965).
55. J. A. Marshall, *Rec. Chem. Progr.*, **30**, 3 (1969); *Synthesis*, 229 (1971).
56a. N. J. Leonard and S. Gelfand, *J. Amer. Chem. Soc.*, **77**, 3272 (1955).
56b. H. H. Szmant, *Angew. Chem.*, **80**, 141 (1968); *Angew. Chem. Int. Ed.*, **7**, 120 (1968).
57. W. Pritzkow and U. Prietz, *J. Prakt. Chem.*, **33**, 235 (1966).
58a. L. H. Sommer and G. A. Baughman, *J. Amer. Chem. Soc.*, **83**, 3346 (1961).
58b. A. W. P. Jarvie, A. Holt, and J. Thompson, *J. Chem. Soc. B*, 852 (1969); 746 (1970).
58c. J. Vencl, J. Hetflejš, J. Čermák, and V. Chvalovský, *Coll. Czech. Chem. Commun.*, **38**, 1256 (1973).
59. J. Vencl, J. Hetflejš, P. Kučera, J. Čermák, and V. Chvalovský, *Coll. Czech. Chem. Commun.*, **38**, 1248 (1973).
60. M. J. Gregory, *J. Chem. Soc., Perkin*, **2**, 1699 (1973).
61a. D. J. Peterson, *J. Org. Chem.*, **33**, 780 (1968).
61b. P. F. Hudrlik and D. Peterson, *Tetrahedron Lett.*, 1785 (1972).
62. R. B. Miller and T. Reichenbach, *Tetrahedron Lett.*, 543 (1974).
63. D. D. Davis and Ch. E. Gray, *J. Organometall. Chem.*, **18**, P 1 (1969).
64a. J. B. Conant and B. B. Coyne, *J. Amer. Chem. Soc.*, **44**, 2530 (1922).
64b. J. A. Maynard and J. M. Swan, *Aust. J. Chem.*, **16**, 596 (1963).
65. G. L. Kenyon and F. H. Westheimer, *J. Amer. Chem. Soc.*, **88**, 3561 (1966).
66. K. Sommer, *Z. Anorg. Allgem. Chem.*, **377**, 273 (1970).

67. G. Köbrich and P. Buck in *Chemistry of Acetylenes* (Ed. H. G. Viehe), Marcel Dekker, New York, 1969, p. 143.
- 68a. R. W. Franck, G. P. Rizzi, and W. S. Johnson, *Steroids*, **4**, 463 (1964).
- 68b. T. Masamune, M. Takasugi, and Y. Mori, *Tetrahedron Lett.*, 489 (1965).
- 68c. G. Adam, D. Voigt, and K. Schreiber, *J. Prakt. Chem.*, **315**, 739 (1973).
69. W. H. Urry, P. Szecsi, C. Ikoku, and D. W. Moore, *J. Amer. Chem. Soc.*, **86**, 2224 (1964).
70. W. H. Dennis, L. A. Hull, and D. H. Rosenblatt, *J. Org. Chem.*, **32**, 3783 (1967).
- 71a. R. Filler, *Chem. Rev.*, **63**, 21 (1963).
- 71b. H. L. Slates, D. Taub, C. H. Kno, and N. L. Wendler, *J. Org. Chem.*, **29**, 1424 (1964).
72. R. Huisgen and W. Kolbeck, *Tetrahedron Lett.*, 783 (1965).
73. D. H. Rosenblatt, M. M. Demek, and G. T. Davis, *J. Org. Chem.*, **37**, 4148 (1972).
- 74a. A. Ahond, A. Cavé, C. Kan-Fan, Y. Langlois, and P. Potier, *Chem. Commun.*, 517 (1970).
- 74b. A. Husson, Y. Langlois, C. Riche, H. P. Husson, and P. Potier, *Tetrahedron*, **29**, 3095 (1973).
75. R. Kuhn and E. Teller, *Ann. Chem.*, **715**, 106 (1968).
76. P. A. S. Smith in *Molecular Rearrangements*, Part 1 (Ed. P. de Mayo), Wiley-Interscience, New York, 1963, p. 457.
77. E. S. Wallis and J. F. Lane in *Organic Reactions*, Vol. III (Ed. R. Adams), Wiley, New York, 1946, p. 267.
- 78a. C. L. Arcus and D. B. Greenwood, *J. Chem. Soc.*, 1937 (1953).
- 78b. C. L. Stevens, T. K. Mukherjee, and V. J. Traynelis, *J. Amer. Chem. Soc.*, **78**, 2264 (1956).
79. C. L. Arcus and B. S. Prydal, *J. Chem. Soc.*, 4018 (1954).
80. A. F. Beecham, *J. Amer. Chem. Soc.*, **79**, 3257, 3262 (1957).
81. C. A. Grob *et al.*, *Helv. Chim. Acta*, **45**, 2539 (1962) and later papers.
- 82a. R. T. Conley and S. Ghosh in *Mechanisms of Molecular Migrations*, Vol. 4 (Ed. B. S. Thyagarajan), Wiley-Interscience, New York, 1971, p. 197.
- 82b. J. Casanova, jr., in *The Chemistry of the Cyano Group* (Ed. Z. Rappoport), Wiley-Interscience, New York, 1970, p. 909.
83. E. Hedaya and S. Winstein, *J. Amer. Chem. Soc.*, **89**, 1661 (1967).
84. S. N. Lewis in *Oxidation*, Vol. 1 (Ed. R. L. Augustine), Marcel Dekker, New York, 1969, p. 213.
85. J. Hoffman, *J. Amer. Chem. Soc.*, **79**, 503 (1957).
86. W. Adam and A. Rios, *Chem. Commun.*, 822 (1971).
87. R. D. Temple, *J. Org. Chem.*, **35**, 1275 (1970).
88. J. M. Pink and R. Stewart, *Can. J. Chem.*, **49**, 649, 654 (1971).
89. H. S. Fry and K. L. Milstead, *J. Amer. Chem. Soc.*, **57**, 2269 (1935).
90. W. H. Richardson and T. C. Heesen, *J. Org. Chem.*, **37**, 3416 (1972).
91. K. Heusler and J. Kalvoda, *Angew. Chem.*, **76**, 518 (1964); *Angew. Chem. Int. Ed.*, **3**, 525 (1964).
92. C. A. Bunton in *Oxidation in Organic Chemistry* (Ed. K. Wiberg), Academic Press, New York, 1965, p. 365.
- 93a. G. A. Russell, E. G. Janzen, A. G. Bemis, E. J. Geels, A. J. Moye, S. Mak, and E. T. Storm in *Advances in Chemistry Series*, No. 51, American Chemical Society, Washington D.C., 1965, p. 112.

- 93b. F. G. Bordwell, R. G. Scamehorn, and A. C. Knipe, *J. Amer. Chem. Soc.*, **92**, 2172 (1970).
- 93c. R. Schöllner and W. Treibs, *Chem. Ber.*, **94**, 2978 (1961).
94. Y. Pocker and D. C. Davis, *J. Amer. Chem. Soc.*, **95**, 6216 (1973).
95. C. A. Bunton, *Nature*, **163**, 444 (1949).
96. R. M. Milburn and H. Taube, *J. Amer. Chem. Soc.*, **81**, 3515 (1959).
- 97a. P. T. Lansbury, V. A. Pattison, and J. W. Diehl, *Chem. Ind. (London)*, 653 (1962).
- 97b. J. J. Cawley and F. H. Westheimer, *J. Amer. Chem. Soc.*, **85**, 1771 (1963).
98. J. Hampton, A. Leo, and F. H. Westheimer, *J. Amer. Chem. Soc.*, **78**, 306 (1956).
- 99a. J. Meinwald and E. Frauenglass, *J. Amer. Chem. Soc.*, **82**, 5235 (1960).
- 99b. J. Meinwald, M. C. Seidel, and B. C. Cadoff, *J. Amer. Chem. Soc.*, **80**, 6303 (1958).
100. C. Rüchardt and H. Schwarzer, *Chem. Ber.*, **99**, 1878 (1966).
101. P. D. Bartlett and J. E. Leffler, *J. Amer. Chem. Soc.*, **72**, 3030 (1950).
102. H. Hart and R. A. Cipriani, *J. Amer. Chem. Soc.*, **84**, 3697 (1962).
103. E. Schmitz, A. Rieche, and A. Stark, *Chem. Ber.*, **101**, 1035 (1968).
- 104a. M. J. Berenguer, J. Castells, J. Fernández, and R. M. Galard, *Tetrahedron Lett.*, 493 (1971).
- 104b. M. V. Bhatt, G. Venkoba Rao, and K. Sunder Raja Rao, *Chem. Commun.*, 822 (1971).
- 104c. F. Micheel and H. Haneke, *Chem. Ber.*, **95**, 1009 (1962).
- 104d. E. Dane, R. Heiss, and H. Schäfer, *Angew. Chem.*, **71**, 339 (1959).
- 105a. M. Matzner, R. P. Kurkky, and R. J. Cotter, *Chem. Rev.*, **64**, 645 (1964).
- 105b. D. S. Tarbell, *Accounts Chem. Res.*, **2**, 296 (1969).
- 106a. R. A. Boissonnas, *Helv. Chim. Acta*, **34**, 874 (1951).
- 106b. N. F. Albertson in *Organic Reactions*, Vol. 12 (Ed. A. C. Cope), Wiley, New York, 1969, p. 154.
107. D. A. Johnson, *J. Amer. Chem. Soc.*, **75**, 3636 (1953).
108. H. H. Bosshard, R. Mory, M. Schmid, and H. Zollinger, *Helv. Chim. Acta*, **42**, 1653 (1959).
109. H. Mano and A. Sera, *Chem. Lett.*, 495 (1972).
110. T. B. Windholz and D. H. R. Johnston, *Tetrahedron Lett.*, 2555 (1967).
111. M. F. Semmelhack and G. E. Heinsohn, *J. Amer. Chem. Soc.*, **94**, 5139 (1972).
- 112a. K. B. Wiberg and T. M. Shryne, *J. Amer. Chem. Soc.*, **77**, 2774 (1955).
- 112b. P. W. Clinch and H. R. Hudson, *J. Chem. Soc. B*, 747 (1971).
- 112c. W. E. Dupuy and H. R. Hudson, *J. Chem. Soc., Perkin*, **2**, 1715 (1972).
113. G. A. Olah, P. Schilling, J. M. Bollinger, and J. Nishimura, *J. Amer. Chem. Soc.*, **96**, 2221 (1974).
114. K. L. Olivier and W. G. Young, *J. Amer. Chem. Soc.*, **81**, 5811 (1959).
- 115a. F. C. McKay and N. F. Albertson, *J. Amer. Chem. Soc.*, **79**, 4686 (1957).
- 115b. G. W. Anderson and A. C. McGregor, *J. Amer. Chem. Soc.*, **79**, 6180 (1957).
116. J. T. Keating and P. S. Skell in *Carbonium Ions*, Vol. 2 (Ed. G. A. Olah and P. v. R. Schleyer), Wiley-Interscience, New York, 1970, p. 573.
117. H. R. Hudson and P. A. Karam, *J. Chem. Soc., Perkin*, **2**, 1141 (1973).
118. J. L. Kice in *The Chemistry of Organic Sulfur Compounds* (Ed. N. Kharash and C. Y. Meyers), Pergamon Press, Oxford, 1966, p. 115.
119. W. Gerrard and R. J. Phillips, *Chem. Ind. (London)*, 540 (1952).
120. W. A. Pryor, *Free Radicals*, McGraw-Hill, New York, 1966, p. 128.

121. H. Maskill, R. M. Southam, and M.C. Whiting, *Chem. Commun.*, 496 (1965).
122. E. H. White and C. A. Ellinger, *J. Amer. Chem. Soc.*, **89**, 165 (1967).
123. E. H. White and H. Scherrer, *Tetrahedron Lett.*, 758 (1961).
124. R. W. Hoffmann, *Chem. Ber.*, **97**, 2763, 2772 (1964); **98**, 222 (1965).
- 125a. R. W. Hoffmann and K. R. Eicken, *Chem. Ber.*, **100**, 1465 (1967).
- 125b. G. Fraenkel and E. Pechhold, *Tetrahedron Lett.*, 153 (1970).
- 126a. A. Eschenmoser, D. Felix, and G. Ohloff, *Helv. Chim. Acta*, **50**, 708 (1967).
- 126b. M. Tanabe, D. F. Crowe, R. L. Dehn, and G. Detre, *Tetrahedron Lett.*, 3739 (1967).
- 126c. M. Tanabe, D. F. Crowe, and R. L. Dehn, *Tetrahedron Lett.*, 3943 (1967).
- 127a. J. Schreiber, D. Felix, A. Eschenmoser, M. Winter, F. Gautschi, K. H. Schulte-Elte, E. Sundt, G. Ohloff, J. Kalvoda, H. Kaufmann, P. Wieland, and G. Anner, *Helv. Chim. Acta*, **50**, 2101 (1967).
- 127b. D. Felix, J. Schreiber, G. Ohloff, and A. Eschenmoser, *Helv. Chim. Acta*, **54**, 2896 (1971).
128. W. Lwowski, private communication, 1966.
129. W. A. F. Gladstone, *J. Chem. Soc. C*, 1571 (1969).
130. H. P. Fischer, *Dissertation*, University of Basel, 1961.
131. A. Streitwieser and W. D. Schaeffer, *J. Amer. Chem. Soc.*, **79**, 379 (1957).
132. E. Buncl and J. P. Millington, *Can. J. Chem.*, **43**, 547 (1965); **47**, 2145 (1969).
133. J. Schreiber, H. Maag, N. Hashimoto, and A. Eschenmoser, *Angew. Chem.* **83**, 355 (1971); *Angew. Chem. Int. Ed.*, **10**, 330 (1971).
- 134a. E. S. Behare and R. B. Miller, *Chem. Commun.*, 402 (1970).
- 134b. R. B. Miller and B. F. Smith, *Tetrahedron Lett.*, 5037 (1973).
- 134c. R. B. Miller and B. F. Smith, *Syn. Commun.*, **3**, 413 (1973).
- 135a. S. J. Brois, J. F. Pilot, and H. W. Barnum, *J. Amer. Chem. Soc.*, **92**, 7629 (1970).
- 135b. B. Kamber, *Helv. Chim. Acta*, **56**, 1370 (1973).
136. C. S. Tsai Lee, I. M. Mathai, and S. I. Miller, *J. Amer. Chem. Soc.*, **92**, 4602 (1970).
137. R. Adams, H. M. Chiles, and C. F. Rassweiler, *Organic Syntheses*, Coll. Vol. I (Ed. H. Gilman), Wiley, New York, 1932, p. 9.
138. Tai-Shun Lin, *Diss. Abstr. Int. B*, **31**, 4583 (1971).
- 139a. G. A. Rapp, *J. Amer. Chem. Soc.*, **82**, 842 (1960).
- 139b. Z. Margolin and D. Samuel, *Chem. Commun.*, 802 (1970).
- 140a. C. K. Rosenbaum and J. H. Walton, *J. Amer. Chem. Soc.*, **52**, 3366 (1930).
- 140b. I. Ugi and F. Beck, *Chem. Ber.*, **94**, 1839 (1961).
141. V. I. Maksimov, *Tetrahedron*, **21**, 687 (1965).
142. E. F. J. Duynstee, J. L. J. P. Hennekens, and M. E. A. H. Mevis, *Recl. Trav. Chim. Pays Bas*, **84**, 1442 (1965).
- 143a. R. H. Wiley and R. P. Davis, *J. Amer. Chem. Soc.*, **76**, 3496 (1954).
- 143b. A. F. Beecham, *J. Amer. Chem. Soc.*, **79**, 3257 (1957); *Aust. J. Chem.*, **16**, 889 (1963).
144. R. M. Magid, C. R. Grayson, and D. R. Cowsar, *Tetrahedron Lett.*, 4877 (1968).
145. D. G. Pratt and E. Rothstein, *J. Chem. Soc. C*, 2548 (1968).
146. A. Perret and J. Biechler, *C. R. Acad. Sci. Paris*, **203**, 84 (1936).
- 147a. I. Ugi and U. Fetzer, *Chem. Ber.*, **94**, 1116 (1961).
- 147b. I. Ugi, F. Beck, and U. Fetzer, *Chem. Ber.*, **95**, 126 (1962).

148. H. F. Herbrandson, W. S. Kelly, and J. Versnel, *J. Amer. Chem. Soc.*, **80**, 3301 (1958).
149. F. Effenberger and K. Huthmacher, *Angew. Chem.*, **86**, 409 (1974); *Angew. Chem. Int. Ed.*, **13**, 409 (1974).

Electrophilic additions to carbon-carbon double bonds

GEORGE H. SCHMID and DENNIS G. GARRATT

*Department of Chemistry, University of Toronto,
Toronto, Ontario, Canada*

I. INTRODUCTION	726
II. ELECTROPHILIC HYDROGEN	732
A. Hydrogen Halides	732
B. Addition of Water, Alcohols, and Carboxylic Acids	744
III. HALOGENS.	751
A. Fluorine	751
B. Chlorine	754
C. Bromine	764
D. Iodine	785
IV. INTERHALOGENS	788
A. Bromine and Iodine Monofluoride	788
B. Chlorine, Bromine and Iodine Perfluorides	790
C. Chlorine Monofluoride	792
D. Bromine Monochloride	792
E. Iodine Monochloride	796
F. Iodine Monobromide	799
V. PSEUDOHALOGENS	801
A. Symmetrical Pseudohalogens	802
B. Halogen Isocyanates	802
C. Thiocyanogen Chloride	806
D. Iodine Thiocyanate	808
E. Halogen Nitrates	808
F. Halogen Azides	815
VI. COMPOUNDS CONTAINING ELECTROPHILIC OXYGEN, SULPHUR, SEL- ENIUM AND TELLURIUM	817
A. Epoxidation by Organic Peroxy Acids	817
B. Sulphenyl Halides	828
C. Selenium and Tellurium Compounds	855
1. Divalent selenium	855
a. Selenenyl halides	855
b. Areneselenenyl hexafluorophosphates and hexafluoroanti- monates	864
c. Areneselenenyl acetates	864

2. Tetravalent selenium and tellurium	866
a. Arylselenium trichlorides	866
b. Aryltellurium trichlorides	867
c. Alkylselenium trichlorides	868
d. Selenium tetrachloride	870
e. Tellurium tetrachloride	873
VII. ELECTROPHILIC ORGANOMETALLIC COMPOUNDS	874
A. Mercuration	874
B. Thallation	885
VIII. SUMMARY	892
IX. ACKNOWLEDGEMENTS	898
X. REFERENCES	898

I. INTRODUCTION

Electrophilic additions to alkenes have been of interest to chemists for many years because of their use as synthetic methods and as tools for mechanistic study. While many similarities exist, the general course of the reaction will depend upon the electrophile, the structure of the alkene and the particular conditions under which the reaction occurs. Among the numerous examples of these reactions are the additions to alkenes of halogens, peroxy acids, organic and mineral acids, sulphenyl halides, selenenyl halides and interhalogens. All electrophilic reagents contain a polar or polarizable bond which is cleaved during the addition in such a way that the rate-determining transition state has a net positive charge.

In this review we will examine in detail the addition of a number of these electrophiles to alkenes with the aim of establishing how the alkene structure and reaction conditions affect the rate of addition as well as the regiochemistry¹ and stereochemistry of the addition product(s). From these data we will attempt to describe the mechanism of the various addition reactions.

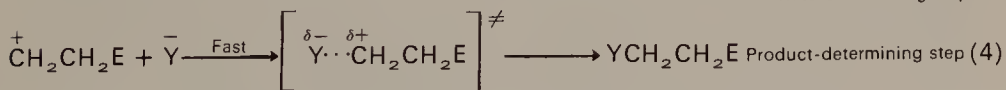
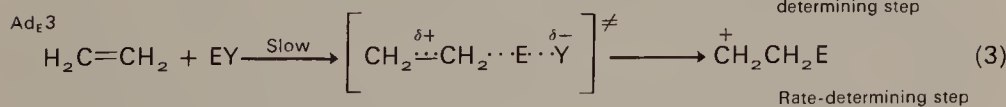
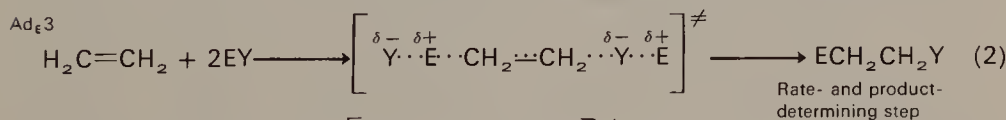
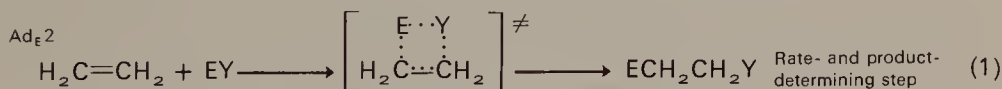
The mechanisms of electrophilic addition reactions may be classified according to whether the addition products are formed in a one-step process or whether a cationic intermediate is formed on the reaction coordinate between reagents and products.

The simplest one step mechanism is a molecular addition in which the transition state contains both the electrophile and the alkene (equation 1). Using the notation of Ingold², this is one example of an Ad_E2 (addition, electrophilic, bimolecular) mechanism. Such a mechanism is symmetry forbidden.

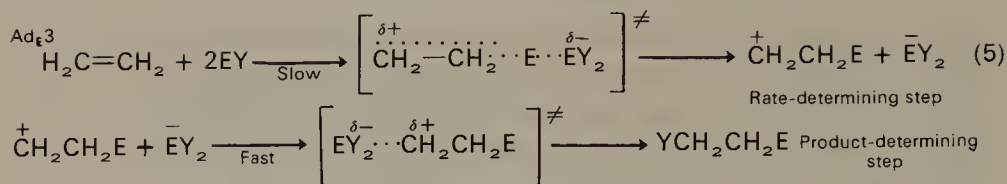
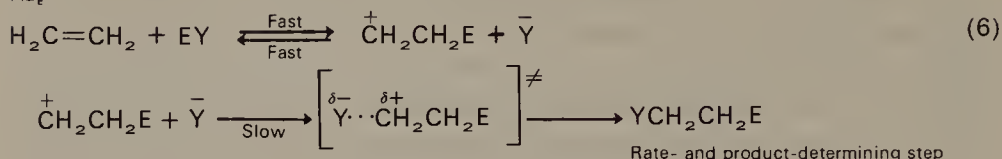
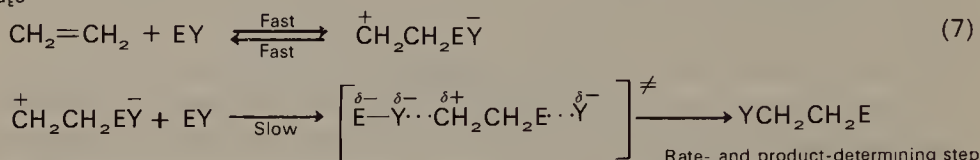
Another single-step mechanism is one in which the two parts of the electrophile are derived from different molecules. The rate-determining

transition state for this mechanism contains the alkene and two molecules of electrophile and consequently this is one example of an $\text{Ad}_{\text{E}}3$ (addition, electrophilic, termolecular) mechanism (equation 2). In both the one step $\text{Ad}_{\text{E}}2$ and $\text{Ad}_{\text{E}}3$ mechanisms, the one transition state is both rate determining and product determining.

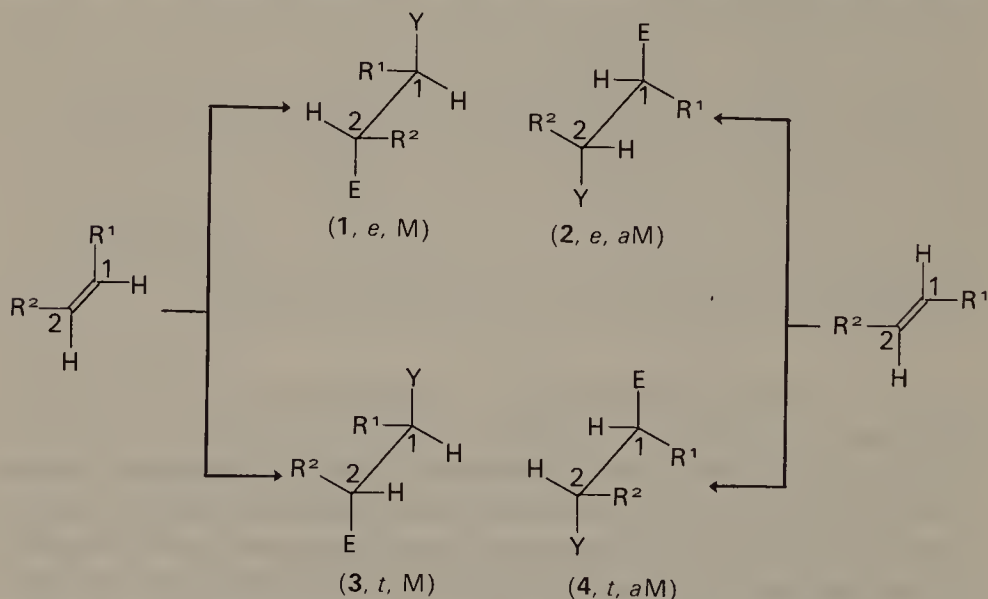
An important mechanism for reactions in solution is the formation of a cationic intermediate, making the overall addition a multistep process. Nucleophilic attack on the cationic intermediate completes the addition reaction. In the simplest case this mechanism involves two steps. As a result, it is possible that the rate-determining and product-determining steps are different. Thus if the cationic intermediate is formed in a slow step, the transition state leading to this intermediate is then the rate determining one. This transition state can contain the alkene and one, two or more molecules of the electrophile. If the rate determining transition state contains two molecules (one alkene and one electrophile), the mechanism is $\text{Ad}_{\text{E}}2$ (equation 3). While if it contains three molecules (one alkene and two electrophiles), the mechanism is $\text{Ad}_{\text{E}}3$ (equation 5). Rapid capture of the intermediate by a nucleophile is the product-determining step and this transition state is the product-determining one (equation 4). Since the two transition states have different structures, the polar and steric influence of substituents may affect each differently.



If the cationic intermediate is formed rapidly and reversibly, then a subsequent step will be the slow or rate-determining step. In the simplest case of a two-step mechanism, the second step becomes the slow step and it is both rate and product determining. Rate-determining attack on the cationic intermediate can involve either the nucleophilic part of the electrophilic reagent or a second molecule of electrophile. The former case is still an $\text{Ad}_{\text{E}}2$ mechanism (equation 6) but the latter is an $\text{Ad}_{\text{E}}3$ mechanism (equation 7). Another variant of this mechanism is rate-determining attack on the cationic intermediate by higher molecular aggregates.

Ad_E2Ad_E3

The addition of unsymmetrical electrophiles to unsymmetrical alkenes can result in the formation of isomeric products. The terminology used in discussing these isomers formed in electrophilic addition reactions is illustrated in Scheme 1. The addition of EY to a pair of isomeric *cis-trans*-

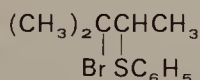
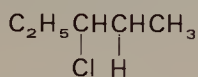


e = erythro
t = threo
 M = Markownikoff
 aM = anti-Markownikoff

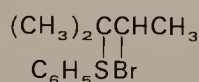
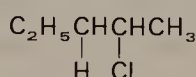
SCHEME 1.

1,2-disubstituted ethylenes can form four stereoisomeric products, **1–4**. We can identify each isomer if first we define E as the electrophilic portion of EY and we stipulate that R^1 is more electron donating than R^2 . Isomers **1** and **3** which have E attached to $C_{(2)}$ are called the Markownikoff adducts while **2** and **4** which have E attached to $C_{(1)}$ are called the *anti*-Markownikoff adducts. This general definition of the original Markownikoff³ designation can easily be extended to the adducts of tri- and tetra-substituted ethylenes. Thus the Markownikoff isomer is that one in which the more electrophilic part of the electrophile is attached to the carbon atom whose sum of Taft's inductive substituent constants $\Sigma\sigma^{*4}$, is the more positive.[†] According to this designation the following are isomeric Markownikoff and *anti*-Markownikoff adducts.

Markownikoff orientation



anti-Markownikoff orientation



Following the terminology of Hassner¹ the predominant formation of either adduct with Markownikoff or *anti*-Markownikoff orientation would be the result of regioselective electrophilic addition. Exclusive formation of either isomer would indicate regiospecific addition. Markownikoff and *anti*-Markownikoff isomers are called regioisomers.

Addition of EY to an alkene can occur in two ways. *Syn* addition occurs when the two parts of the electrophile E and Y are added to the same side of the plane of the carbon-carbon double bond. *Anti* addition occurs when the two parts are added to the opposite sides of the double bond (Figure 1). The adducts **1** and **2** are the result of *syn* addition to a *cis* alkene while **3** and **4** result by *anti* addition. We can distinguish between these pairs of adducts by using the terms *erythro* and *threo*. These terms are usually

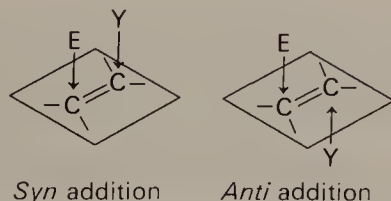


FIGURE 1. *Syn* and *anti* addition to a carbon-carbon double bond.

[†] This definition is applicable only to alkyl-substituted ethylenes.

applied only in the case where $R^1 = R^2$ or $E = Y$ since they refer to the relative stereochemistry of adjacent carbon atoms, each having two identical groups[†]. However, in this review the adducts formed by *anti* addition to a *trans*-1,2-disubstituted ethylene are designated *erythro* while those resulting from *syn* addition are designated *threo*[‡]. Thus in Scheme 1 the complete designation for each isomer is as follows:

- | | |
|---------------------------------|---------------------------------------|
| 1: <i>erythro</i> Markownikoff; | 2: <i>erythro anti</i> -Markownikoff; |
| 3: <i>threo</i> Markownikoff; | 4: <i>threo anti</i> -Markownikoff. |

The next step in the sophistication of the description of the mechanism of an electrophilic addition reaction requires some details of the structure of the cationic intermediates and transition states involved in the reaction. Such descriptions lead to certain conclusions regarding the stereochemistry and regiochemistry of the addition product(s). Let us examine this aspect of the mechanisms given in equations 1 to 7.

In the single step Ad_E2 mechanism, both parts of the electrophile add from the same side of the plane of the alkene (*syn* addition). Consequently the products would be the results of stereospecific addition while the nature of the substituents on the double bond would determine the regiochemistry of the addition.

In the case of the single-step Ad_E3 mechanism, *syn* or *anti* addition can occur as illustrated in Figure 2. Depending upon the relative energies of these two transition states, the addition can be either *syn* or *anti* stereospecific. It is even possible that non-stereospecific addition could occur, if the two transition states are of comparable energies.




FIGURE 2. *Syn* and *anti* addition by an Ad_E3 mechanism.

The stereochemistry of the products formed by additions involving a multistep Ad_E2 or Ad_E3 mechanism depends very much upon the structure of the product-determining transition state which in turn depends upon

[†] When all three groups on adjacent carbons are identical the term *erythro* is replaced by *meso*, and *threo* by *dl*.

[‡] For addition to more-highly substituted ethylenes, the terms *erythro* and *threo* are often ambiguous. In such cases the stereochemistry of the adducts is best designated by the *R* and *S* convention⁵.

the structure of the cationic intermediate immediately preceding it. If this intermediate has an open carbonium ion structure **5** or **6**, nucleophilic attack at either face is possible with the result that both *syn* and *anti* addition products are expected. This is illustrated in Figure 3. Often, however, certain polar, steric or conformational features of the molecule

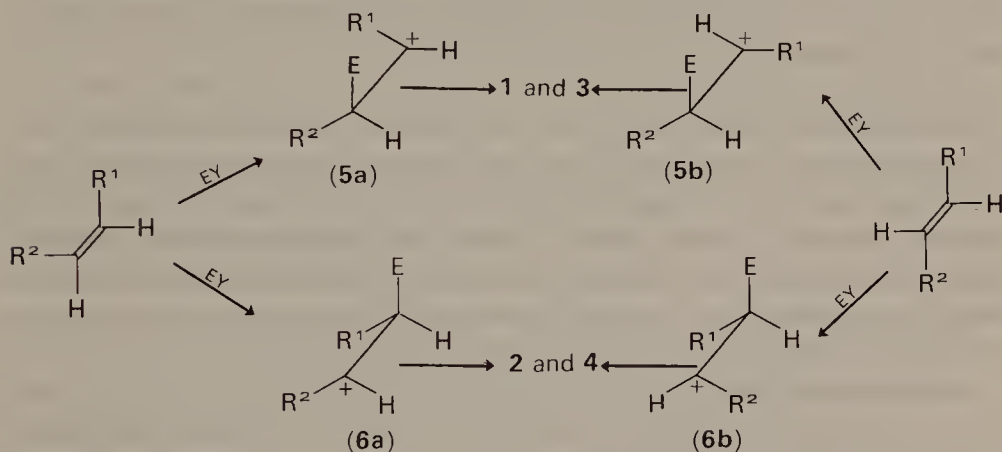


FIGURE 3. Stereochemistry of addition by $\text{Ad}_{\text{E}}2$ mechanism involving an open ion.

make nucleophilic attack at one face of the carbonium ion more favourable, resulting in preferential *syn* or *anti* addition. In general, additions involving open ions such as **5** are completely regiospecific. The carbon to which the electrophile will bond depends upon the relative stability of the two ions **5** and **6**. Addition occurs to form the more-stable carbonium ion.

If the intermediate has a bridged structure such as **7**, nucleophilic attack can occur only on the face opposite to the electrophile. Such backside attack is analogous to the $\text{S}_{\text{N}}2$ mechanism and consequently the product is formed by *anti* stereospecific addition as illustrated in Figure 4. The

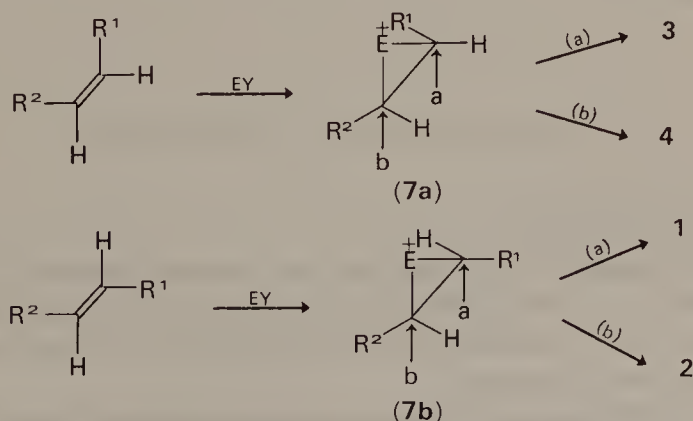


FIGURE 4. Stereochemistry of addition by $\text{Ad}_{\text{E}}2$ mechanism involving a bridged ion.

additions are usually non-regiospecific since attack by the nucleophile can occur at either carbon of the bridged intermediate. Again polar, steric and conformational effects may make attack at one carbon more favourable resulting in a regioselective addition.

In order to place a particular addition reaction into one of the mechanistic categories, it is necessary to have experimental data about the effect of alkene structure upon the rate of addition and the stereochemistry and regiochemistry of the product(s). By studying the rate of addition and the effect of alkene structure upon the rate, we learn not only the molecularity of the reaction but also the effect of substituents upon the rate-determining transition state. In conjugation with the rate data, a study of the effect of alkene structure upon product stereo- and regiochemistry provides information about the structure of the product-determining transition state. If products of rearrangement are formed, they provide good evidence of a multistep mechanism involving an open carbonium ion.

As more experimental evidence is obtained, it becomes increasingly clear that the mechanistic classification adopted here is an oversimplification. In many addition reactions, molecular complexes are formed rapidly and reversibly between the alkene and the electrophile. Sometimes several cationic intermediates are involved in the reaction, each leading to a different product. Ion pairs can also be important particularly in weakly-ionizing solvents. While these features tend to complicate the mechanism, they do not invalidate the original classification since it focuses attention upon the important features of the mechanism, the molecularity of the rate-determining step, the structures of any cationic intermediates and the structures of the product- and rate-determining steps.

In the following sections we will examine the data on the addition of a number of electrophiles which have been published since the last reviews on this subject^{6,7,8}.

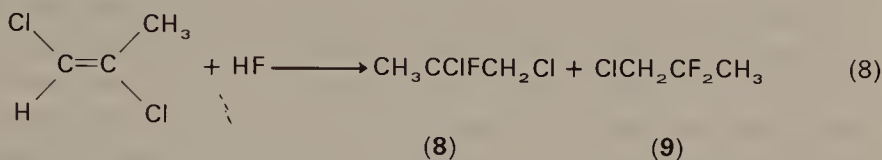
II. ELECTROPHILIC HYDROGEN

A. *Hydrogen Halides*

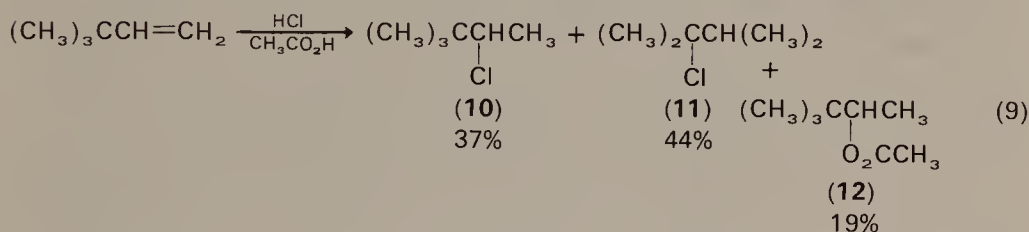
The ionic addition of hydrogen halides to alkenes forms adducts with Markownikoff orientation. Depending upon the structure of the alkene and the reaction conditions, solvent-incorporated and rearranged products can also be formed.

Addition of HF to simple and monochlorinated alkenes occurs readily while di-, tri- and perchloroethylenes react with HF only at elevated

temperatures. For example *E*- and *Z*-1,2-dichloropropene react with HF at 120 °C to form the normal addition product **8** as well as the substitution product **9** (equation 8)^{8a}.

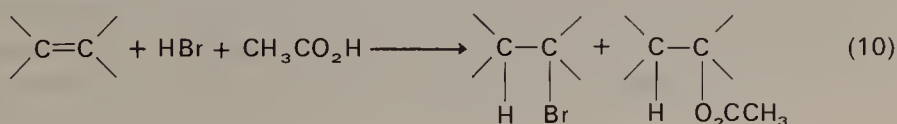


At those temperatures at which it can be conveniently studied, the equilibrium for the addition of HCl to simple alkenes in the gas phase lies largely towards elimination rather than addition⁹. In organic solvents, addition proceeds smoothly between -80 °C and 80 °C to form rearranged and solvent-incorporated products as well as the normal 1,2-adducts. An example is the addition of HCl to *t*-butylethylene in acetic acid to form **10**, **11** and **12** under conditions of kinetic control (equation 9)¹⁰. The



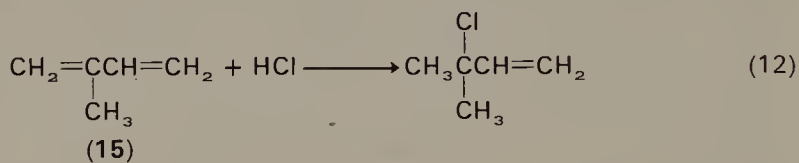
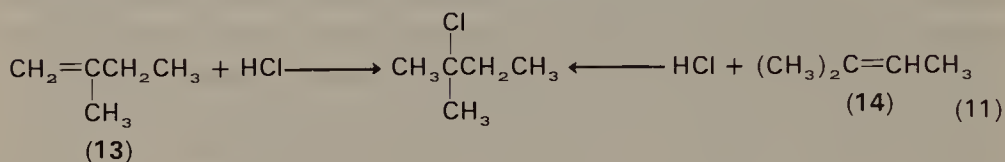
unrearranged 1,2-adducts, **10** and **12**, are both formed by regiospecific Markownikoff addition.

Hydrogen bromide can add to alkenes by either a radical or an electrophilic mechanism. Radical addition is the more facile and its occurrence has been detected even in the presence of radical inhibitors¹¹. Usually the presence of products with *anti*-Markownikoff orientation is taken as evidence of a free radical mechanism. Recently Pasto and coworkers¹¹ have found that a more sensitive probe for radical addition is the occurrence of *cis-trans* isomerization during addition of HBr in acetic acid to either one of the pure isomeric alkenes as reactant. Isomerization caused by bromine atoms is faster than addition. The alkene isomerization reaction could be stopped only when the reaction was carried out in the dark, the HBr-acetic acid solutions were triply freeze-degassed prior to the reaction and the alkene added under argon or helium atmosphere. Under these conditions, alkyl bromides and acetates are formed by the ionic addition of HBr in acetic acid to alkenes (equation 10).



Our understanding of the mechanism of the addition of HI to alkenes has not advanced significantly since the last reviews of electrophilic addition reactions^{6,7}.

The addition of HCl to isobutylene in heptane¹², and of HBr to propene in *n*-pentane¹³, follows a rate law which is first order in alkene and nearly third order in hydrogen halide. In more-polar solvents, rate laws of lower order have been found. For example Pocker and coworkers have reported the rates and products of addition of HCl to 2-methylbutene-1 (**13**), 2-methylbutene-2 (**14**) and isoprene (**15**) in nitromethane at 25 °C¹⁴. The product of addition under conditions of kinetic control is 2-chloro-2-methylbutane for both **13** and **14** (equation 11) while the addition to isoprene forms exclusively the 1,2-adduct (equation 12).

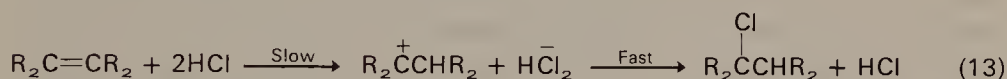


The rate law is overall third order, first order in alkene and second order in HCl. The addition of tetraethylammonium perchlorate shows no appreciable effect on the rate in contrast to the addition of tetramethylammonium chloride which lowers the rate of addition. This decrease in rate is attributed to the added chloride ions combining with HCl to produce HCl_2^- ions which decreases the concentration of the electrophile. Studies of the infrared, nuclear magnetic resonance spectroscopy and conductance of hydrogen and deuterium chloride solution in nitromethane lead to the conclusion that un-ionized HCl (or DCl) molecules act as the dominant proton donors in this solvent.

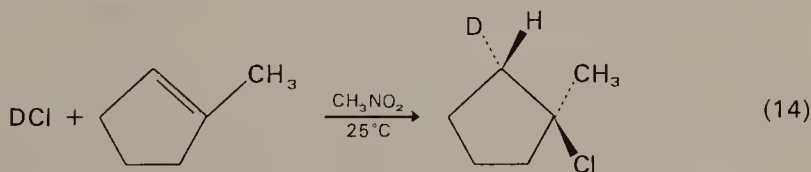
It is concluded that initial proton transfer from HCl to the alkenes is the rate-determining step on the basis of the following three experimental results. Starting with either isomer, there is no interconversion of the two isomeric 2-methylbutenes during the addition. By contrast, under conditions of thermodynamic control an 85:15 equilibrium mixture of 2-methyl-2-butene:2-methyl-1-butene is obtained. Consequently the carbonium ion intermediate is not formed rapidly and reversibly. This conclusion is supported by the lack of incorporation of deuterium into the

unreacted alkene in the addition of DCl to either alkene. Finally the formation of only the less-stable 1,2-addition product under kinetic control in the addition to isoprene provides further evidence against a reversible protonation of the alkene. Thus the data are inconsistent with a mechanism in which the reaction of chloride ion with the carbonium ion is rate determining.

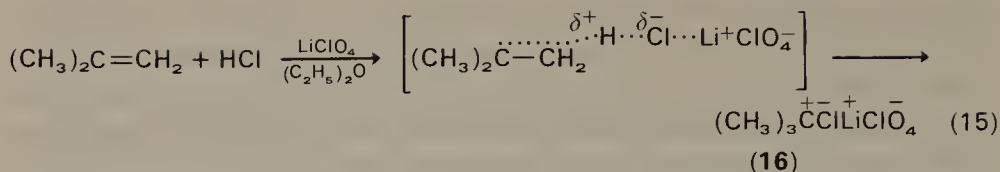
An acceptable mechanism is one involving a rate-determining proton transfer from molecular HCl to the alkene with a second molecule of HCl assisting the proton transfer by bonding to the developing chloride ion. This mechanism is illustrated in equation (13).



The stereochemistry of the addition of HCl to 1-methylcyclopentene-2,5,5- d_3 and DCl to 1-methylcyclopentene in nitromethane at 25°C is *anti* stereospecific (equation 14)¹⁵. This addition obeys the same third-order rate law, first order in alkene and second order in HCl, as the addition to the 2-methylbutenes and isoprene. Under identical conditions, the products of kinetic control of the addition of HCl to 3-methyl-1-butene are only 40% normal 1,2-adduct and 60% rearranged product 2-chloro-2-methylbutane. The fact that rearrangement products are formed concurrently with addition has been taken as evidence against a concerted mechanism and in favour of a mechanism involving a carbonium ion-hydrogen dichloride ion-pair intermediate¹⁵.



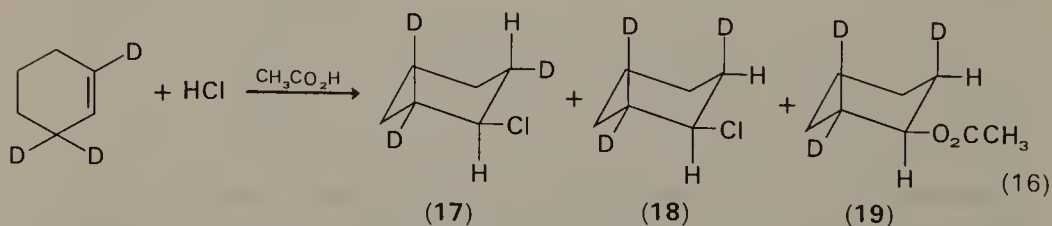
Pocker has found that the rate law for the addition of HCl to methylpropene is third order in diethyl ether; first order in alkene and second order in HCl¹⁶. At a constant concentration of added $LiClO_4$ the rate law changes to overall second order; first order in both alkene and HCl. The overall rate also depends upon the concentration of $LiClO_4$. The addition of $LiClO_4$ to the reaction does not affect the equilibrium constant between methylpropene and *t*-butyl chloride. It is proposed that $Li^+ClO_4^-$ ion pairs or higher aggregates function as a catalyst by taking over the role of the second HCl in the rate-determining transition state leading to the formation of a quadruple ion intermediate **16** (equation 15).



A similar ion-pair mechanism was proposed by Fahey to account for the rate and product of addition of HCl to *t*-butylethylene and styrene in acetic acid at 25 °C¹⁰. Unlike the addition in nitromethane or diethylether, the observed rate law for this addition in acetic acid is overall second order, first order in both HCl and alkene. Thus the rate-determining transition state contains only one molecule of HCl. The possibility exists that a molecule of solvent acetic acid replaces the second molecule of HCl needed for the addition in nitromethane as solvent. The observation of a small kinetic isotope effect ($k_{\text{H}}/k_{\text{D}} = 1.15 \pm 0.07$) is in accord with a mechanism involving a rate limiting protonation of the alkene by HCl to form a carbonium–chloride ion-pair intermediate.

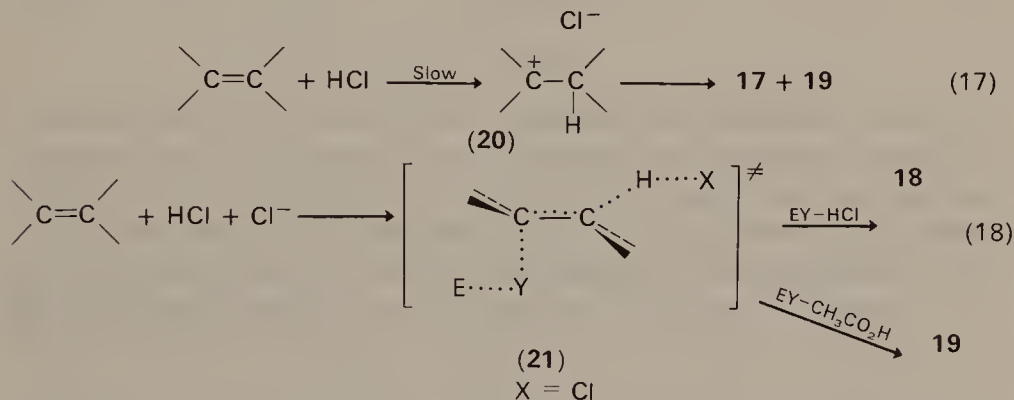
While the addition of tetramethylammonium chloride has little effect upon the addition of HCl to *t*-butylethylene and styrene, it has a marked effect upon both the rate and product composition of addition to cyclohexene. Fahey¹⁷ has found that the rate law for addition of HCl to cyclohexene in acetic acid in the presence of added tetramethylammonium chloride contains two terms: one first order in both HCl and alkene, and another first order in HCl, alkene and chloride ion.

The addition of HCl to cyclohexene-1,3,3-*d*₃ in acetic acid yields a mixture of the *syn* HCl adduct (17), the *anti* HCl adduct (18) and the *anti* acetic acid adduct (19) (equation 16). In the presence of tetramethyl-



ammonium chloride, the product composition changes markedly with changes in the concentration of HCl or added water. Thus by increasing the concentration of HCl, the ratio of 18 to 19 increases while the ratio of 17 to 19 remains essentially unchanged. The effect of tetramethylammonium chloride upon the rate, product composition and stereochemistry is explained by postulating that $\text{Ad}_{\text{E}2}$ and $\text{Ad}_{\text{E}3}$ mechanisms are competing in the reaction. The $\text{Ad}_{\text{E}2}$ mechanism involves the reaction of HCl and alkene to form a carbonium–chloride ion-pair intermediate (20) which can either undergo *syn* collapse to form (17) or be attacked by acetic

acid on the opposite side to form (19) (equation 17). The formation of 18 is postulated to occur by a concerted $\text{Ad}_{\text{E}}3$ mechanism via transition state 21 in which EY represents the nucleophile donor (equation 18). For the formation of 18, EY is either HCl or tetramethylammonium chloride while for the formation of 19, EY is a molecule of acetic acid.



An $\text{Ad}_{\text{E}}3$ mechanism via a transition state similar to 21 is favoured by Fahey¹⁹ to explain the kinetic and stereochemical data of the addition of HBr to cyclohexene and 1-hexene. The results of the addition of HBr in acetic acid to cyclohexene-1,3,3- d_3 are similar to those obtained with HCl. In both reactions addition of HX and also acetic acid occurs with *anti* stereoselectivity. Also the ratio of halide to acetate product is low at low halide ion concentration and increases with increasing halide ion concentration.

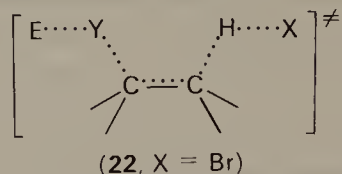
Similar *anti* stereoselectivity is found in the addition of DBr in acetic acid-*O-d* to *cis*- and *trans*-2-butene and *cis*- and *trans*-3-hexene while *anti* stereospecific addition is found for cyclopentene¹¹. The rate expression for the addition to cyclopentene which best fits the experimental change in HBr concentration and the alkyl bromide/alkyl acetate product ratio is given in equation 19. According to this equation, alkyl bromide is formed

$$-d[\text{C}_5\text{H}_8]/dt = k_{\text{RBr}}[\text{C}_5\text{H}_8][\text{HBr}]^2 + k_{\text{ROAc}}[\text{C}_5\text{H}_8][\text{HBr}] \quad (19)$$

only from the overall third-order term while alkyl acetate is formed only from the overall pseudo second-order term.

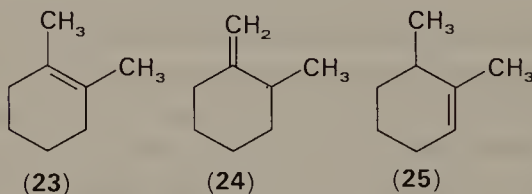
Based upon (i) the kinetic isotope effect ($k_{\text{H}}/k_{\text{D}} = 0.48 \pm 0.02$ for cyclopentyl bromide and 0.63 ± 0.07 for cyclopentyl acetate), (ii) the increase in the amount of cyclopentyl bromide product with increasing concentrations of added bromide ion, (iii) the lack of change of product stereochemistry with a 100-fold change in initial HBr concentration, (iv) the fact that the alkyl bromide and alkyl acetate formed from a particular alkene have similar stereochemistry, and (v) the lack of formation of rearranged acetates in the addition to *cis*- and *trans*-3-hexene, Pasto and coworkers

proposed that the addition of HBr in acetic acid occurs by an $\text{Ad}_{\text{E}}3$ mechanism. One of two such possible mechanisms is a concerted *anti* and



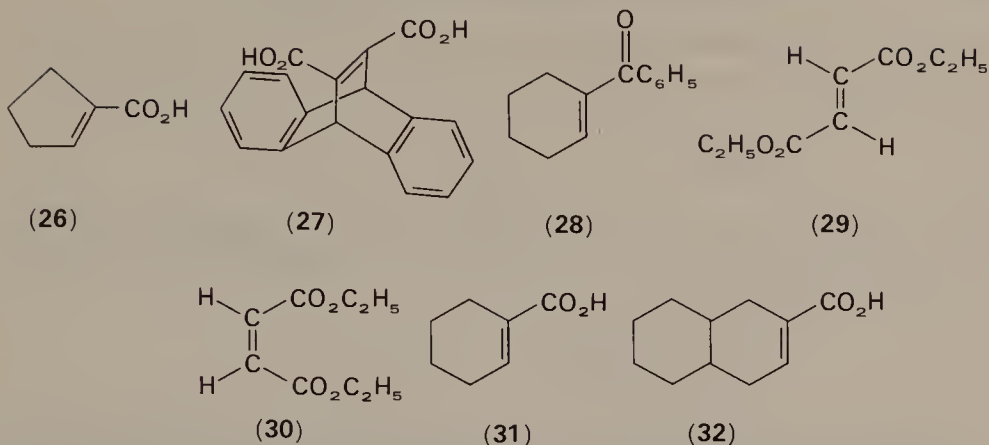
syn $\text{Ad}_{\text{E}}3$ mechanism via transition states **21** and **22**. Alternatively 'a hydrogen bromide-alkene complex may be formed in a pre-rate-determining step equilibrium which leads to polarization of the π -electron system (i.e., development of cationic character on carbon) leading to a reaction with a nucleophile donor in the rate determining step.'¹¹

A concerted *anti* $\text{Ad}_{\text{E}}3$ mechanism was originally proposed by Hammond²⁰ to explain the observation that under conditions of kinetic

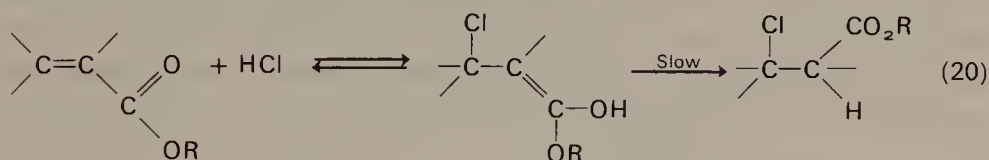


control 1,2-dimethylcyclohexene (**23**), 2-methylmethylenecyclohexane (**24**) and 1,6-dimethylcyclohexene (**25**) react with HBr to form different proportions of *cis*- and *trans*-1,2-dimethylbromocyclohexane. The data are inconsistent with a mechanism involving a planar carbonium ion intermediate. A similar concerted *anti* $\text{Ad}_{\text{E}}3$ mechanism has been postulated for the reaction of HBr and HCl with **23** and 1,2-dimethylcyclopentene which occur by stereoselective *anti* addition^{18,21}.

The addition of HCl and HBr to α,β -unsaturated carbonyl compounds has been found to be *anti* stereoselective. Examples include the addition of HCl to **26**²², **27**²², **28**²³ and diethyl fumarate (**29**) and maleate (**30**)²⁴ and the addition of HBr to **31** and **32**^{25,26}. The kinetics and stereochemistry of the addition of HCl to **29** and **30** have been recently studied by Fahey²⁴. The reactions are stereoselective forming 90% and 67% products of *anti* addition for **29** and **30** respectively taking into account isomerization between **30** and **29**. The rate law is overall third order, first order in alkene and second order in HCl. Additions of DCl in deuterioacetic acid failed to show a detectable kinetic isotope effect. Neither tetramethylammonium chloride nor perchloric acid affected the rate of addition to **29**. These results are interpreted in terms of a mechanism involving 1,4-addition by

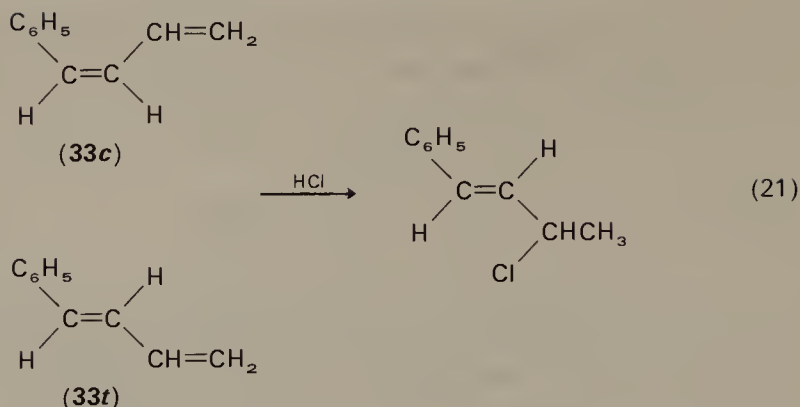


HCl followed by a rate-limiting stereoselective ketonization by HCl (equation 20)^{27,28}.

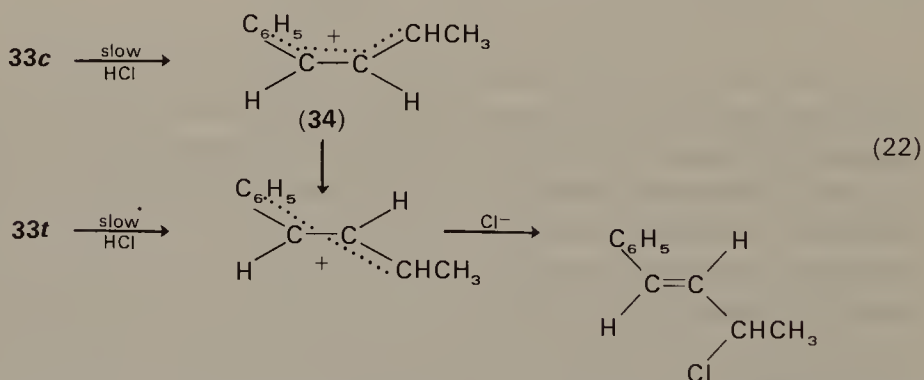


In contrast to the stereoselective *anti* addition to cycloalkenes and α,β -unsaturated carbonyl compounds the addition of DBr and DCl to conjugated alkenes such as acenaphthylene²⁹, indene²⁸ and 1-phenylpropene³⁰ is stereoselectively *syn*. The proposed mechanism of addition involves a carbonium-halide ion tight ion pair intermediate which collapses to form the *syn* addition product. According to this mechanism, *syn* addition should predominate in cases where electrophilic addition to an alkene takes place by means of a carbonium ion intermediate. *Anti* addition will occur whenever any steric effect hinders *syn* collapse of the primary ion pair.

A carbonium ion mechanism has also been suggested for the addition to dienes. The addition of HCl in acetic acid to *cis*- and *trans*-1-phenyl-1,3-butadiene (**33c** and **33t**) has been found to give the same product, *trans*-3-chloro-1-phenyl-1-butene (equation 21)³¹. In the acid concentration range of 0.07 to 0.2 M the reaction is first order in both alkene and HCl. The reaction of **33c** with DCl in deuterioacetic acid forms product with deuterium only at the four position indicating that reaction takes place by protonation exclusively at C₍₄₎. The rates of addition of DCl in deuterioacetic acid are retarded by a factor of 1.54 and 2.30 for **33c** and **33t** respectively. A plot of log k_2 for ring-substituted **33t** obeys a Hammett type relationship with Brown-Okamoto's σ^+ ³² giving $\rho^+ = -2.98$.

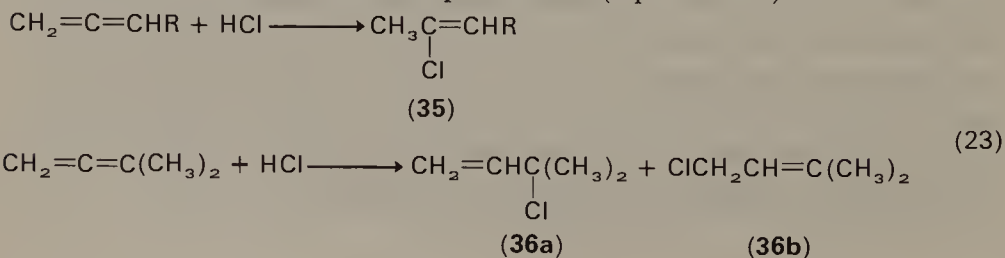


These data are consistent with a mechanism involving rate-determining protonation to form a different allylic cation from each diene in the rate-determining step. Since the same product is formed regardless of the geometry of the initial diene, isomerization to a common allylic ion must occur prior to the product determining step. This indicates that isomerization of the *cis* allylic ion **34** is faster than reaction with chloride ion (equation 22). While some allylic cations have been observed to have high

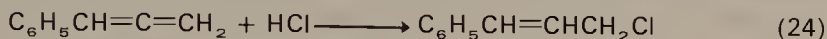


barriers to rotation³³ the acid-catalysed isomerization of **33c** has been observed in aqueous media which provides support for this mechanism³⁴.


The orientation of the addition of HCl to allenes depends upon the structure of the allene. The additions to allene and monoalkyl allenes occur at the terminal methylene to form vinyl chlorides (**35**) as products while addition to 1,1-dimethylallene occurs at the central carbon to form the allylic chlorides **36a**, **36b**, as products³⁶ (equation 23).



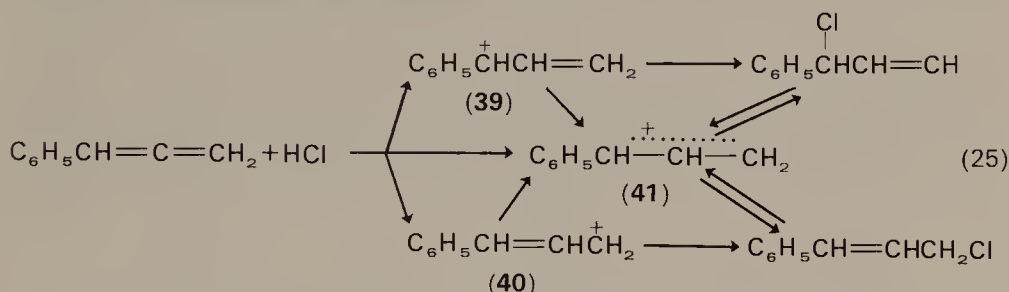
The addition of HCl to phenylallene in glacial acetic acid forms exclusively cinnamyl chloride (equation 24)³⁷. This result excludes the possi-



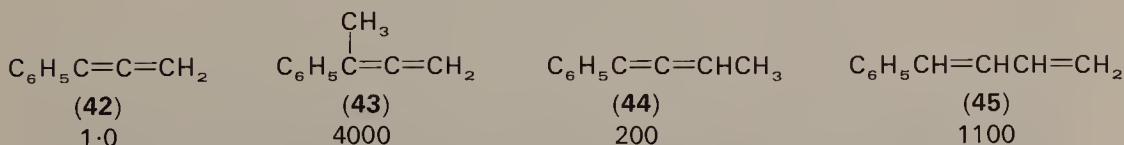
bility of protonation of the terminal carbon atoms of the allene to form either of the vinyl cations **37** and **38**. It cannot however, distinguish between



the three cationic intermediates of the mechanism in equation (25). The structure of the cations **39** and **40** differ from the allylic cation **41** in that the p atomic orbital of the carbonium ion **39** or **40** remains orthogonal to the ethylenic π -bond.



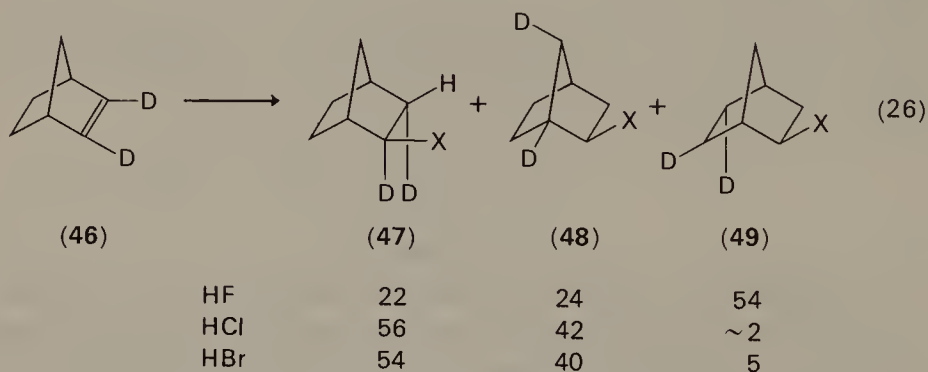
To establish the structure of the intermediate cation, Okuyama has measured the rate of addition of HCl to a series of substituted allenes³⁷. At HCl concentrations between 0.10 and 0.25 M the rate law is overall second order, first order in both alkene and HCl. At higher concentration of HCl (0.64–1.33 M) the order with respect to HCl is second. A plot of $\log k_3$ for several ring substituted phenylallenes obeys the Hammett-type relationship with σ^+ giving $\rho^+ = -4.20$ ($[\text{HCl}] = 0.955 \text{ M}$, 30.4°C). A plot of $\log k_2$ versus σ^+ gives a value of ρ^+ of -5.0 ($[\text{HCl}] = 0.198 \text{ M}$). The relative rates of addition to phenylallene, its α and γ -methyl isomers and *trans*-1-phenylbutadiene-1,3 are



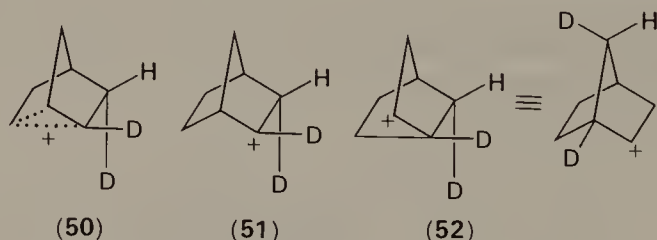
The large negative value of ρ^+ is evidence of a positive charge in direct conjugation with the phenyl ring indicating that **39** is the intermediate

formed by rate determining protonation. The significantly larger ($20 \times$) rate increase caused by the α -methyl of **43** as compared with the γ -methyl group of **44** lends support to this view. While **45** reacts only 5.5-times faster than **44**, it is estimated that the conjugated diene **45** is more stable than the allene **44** by at least 10 kcal³⁸. This indicates that the rate-determining transition state for addition to **44** is far less stable than that of **45**. Since the mechanism of addition of HCl to **45** involves an allylic ion, it can be concluded that the structure of the rate-determining transition state for the addition to the phenylallenes very closely resembles the orthogonal cation **39**.

Hydrogen or deuterium chloride, bromide and fluoride have been added to a number of bicyclic alkenes under a variety of experimental conditions. The addition of HF, HCl and HBr to 2,3-dideuterionorbornene (**46**) in CH₂Cl₂ forms **47**, **48** and **49** in the percentages indicated in equation (26)³⁹. The non-rearranged adduct **47** is formed by *exo-syn* addition in all

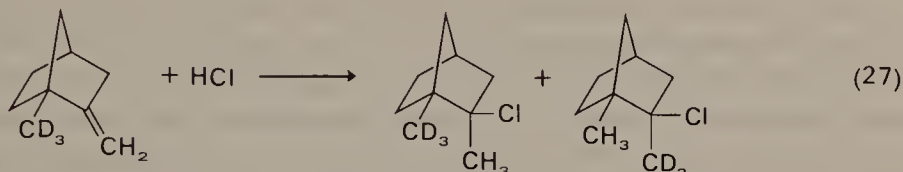


cases. Since **47** and **48** are not formed in equal amounts (especially by addition of HCl and HBr), it is concluded that a non-classical ion **50** is not the sole product-forming intermediate. Protonation must occur initially to form the open ion **51** for if direct protonation to form **50** occurred, then



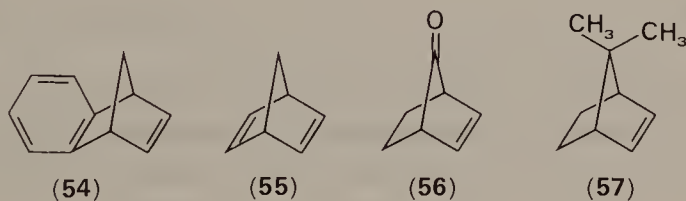
equal amounts of product due to capture at C₍₁₎ (**48**) and C₍₂₎ (**47**), should always be observed. The excess attack at C₍₂₎ is consistent with capture of **51** by the nucleophile either before it reaches equilibrium with **52** or before it leaks completely and irreversibly to **50**.

A similar mechanism involving a pair of equilibrating classical ions has been proposed to explain the results of the addition of HCl to 1-methyl-*d*₃-2-methylenenorbornane (**53**) (equation 27)⁴⁰. Hydrochlorination of **53**



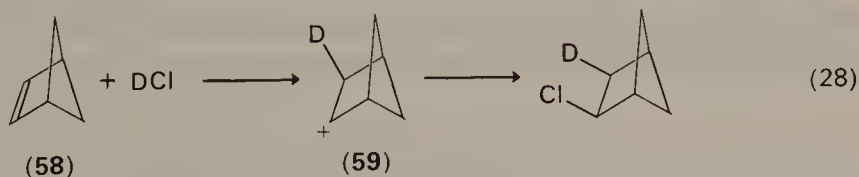
in diethyl ether or CH_2Cl_2 at 0°C for only a few minutes produces an adduct with only about 50% scrambling of the CD_3 group. It is concluded that such a result is inconsistent with a non-classical ion intermediate, and it is proposed that a pair of equilibrating classical ions is trapped before complete equilibration has occurred.

A similar mechanism involving classical ions has been proposed to explain the formation of non-rearranged products by predominantly *exo-syn* addition of hydrogen halides to **54**⁴¹, **55**⁴², **56**⁴³, and **57**⁴⁴. The *exo-syn* addition of HCl to **57** has been taken as evidence against a concerted *syn* $\text{Ad}_\text{E}2$ mechanism in the addition to norbornene derivatives.



The steric hindrance of the 7,7-dimethyl substituents should prevent *exo-syn* addition. Since this is not observed, such a mechanism is rejected⁴⁵.

Stereospecific *syn* addition of DCl in CH_2Cl_2 at -78°C to bicyclo[2.1.1]hex-2-ene (**58**) has been observed (equation 28)⁴⁶. Because of its symmetry, the classical cation (**59**), proposed as the intermediate in the



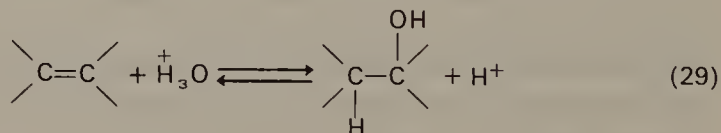
addition, lacks the torsional and steric strains invoked to explain the lack of *anti* addition to the norbornyl classical cations^{44,47}. The remarkable stereospecificity of the addition to **58**, implies that the factors controlling

the stereochemistry of addition to norbornene may not be those governing the *exo:endo* ratios in norbornyl solvolysis.

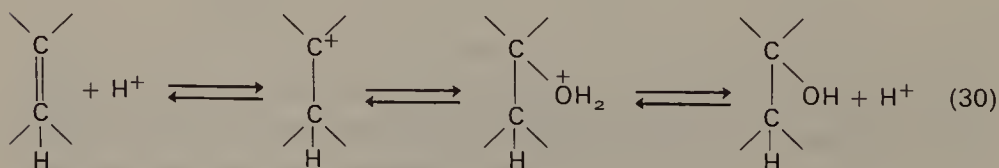
Two different $\text{Ad}_{\text{E}}3$ mechanisms have been postulated to explain the overall third-order, *anti*-stereospecific addition of hydrogen halides to alkenes. One is a mechanism in which the second molecule of hydrogen halide assists in the breaking of the bond of the electrophile in the rate-determining transition state with the subsequent formation of a carbonium ion. The second is one in which the hydrogen and halide are simultaneously delivered by different species to both carbons of the double bond in the rate-determining transition state. Fahey¹⁹ has pointed out that the transition state composition and stereochemical requirements for halide ion promoted elimination⁴⁸, and the latter mechanism of addition of HCl to cyclohexenes, are identical which suggests that the two mechanisms (synchronous *anti* $\text{Ad}_{\text{E}}3$ and E2) involve analogous pathways. In such a case, the spectrum of transition states of E2 eliminations⁴⁹ could apply to $\text{Ad}_{\text{E}}3$ addition reactions as well. Thus the transition state leading to carbonium-halide ion-pair and the transition state for a synchronous *anti* addition would be at opposite ends of the spectrum. While attractive, experimental evidence is lacking for such an all-inclusive mechanism.

B. Addition of Water, Alcohols, and Carboxylic Acids

Unlike the addition of hydrogen halides, the addition of water, alcohols, and carboxylic acids to alkenes requires acid catalysis. The addition of water, usually referred to as hydration, is reversible (equation 29). The



position of the equilibrium depends upon the structure of the alkene and the experimental conditions. The addition is regiospecific forming products with Markownikoff orientation. Sometimes products of skeletal rearrangement are formed. These observations are consistent with a mechanism involving a carbonium ion intermediate (equation 30)⁵⁰.



Numerous studies have been carried out to establish the rate-determining step of this mechanism. Only recently has it become clear that proton transfer from the catalyst to the alkene is rate determining. This conclusion is based upon the following experimental evidence.

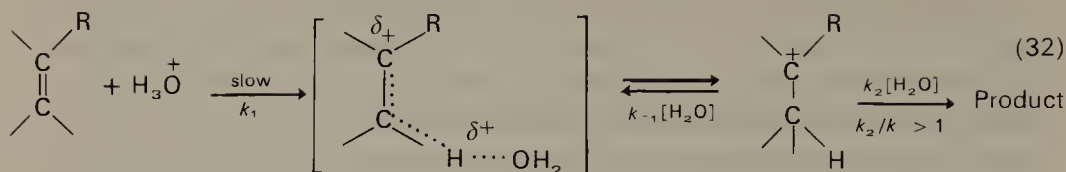
The rates of hydration show a marked increase with the acidity of the medium. Plots of $\log k_{\text{hyd}}$ versus $-H_0$ (Hammett's acidity function), $-H_0'^{51}$, and $-H_R^{52}$ are linear. The hydration of *p*-methoxy- α -methylstyrene at 30 °C in formic acid buffer solutions at low and constant ionic strength shows general acid catalysis (equation 31)⁵³. A solvent deuterium isotope effect ($k_{\text{H}_3\text{O}^+}/k_{\text{D}_3\text{O}^+}$) of between 1 and 6 is found depending upon the

$$k_{\text{obs}}^{50^\circ\text{C}} = 0.155[\text{H}_3^+\text{O}] + 3.00 \times 10^{-4}[\text{HCO}_2\text{H}] \quad (31)$$

alkene and the type and strength of acid used^{53,54,55}. Plots of $\log k_{\text{hyd}}$ versus σ^+ are linear with values of -3.58 and -3.21 for ρ^+ for styrenes⁵³ and α -methylstyrenes⁵⁶ respectively. Under conditions such that the alcohol formed does not dehydrate appreciably, no exchange between the solvent and the hydrogen of the unreacted alkene is observed^{57,58}. The volumes of activation for the acid-catalysed hydration of propene and isobutylene are $-9.6 \pm \sim 1.0 \text{ cm}^3/\text{mol}$ at 100 °C and $-11.5 \pm \sim 1.0 \text{ cm}^3/\text{mol}$ at 35 °C respectively⁵⁹.

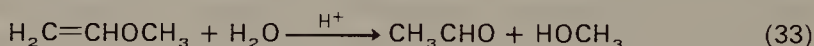
On the basis of these observations, certain conclusions can be reached regarding the rate-determining transition state. The acidity dependence of k_{hyd} requires that the rate-determining transition state contains a proton while general acid catalysis indicates that it also contains a base. The volumes of activation are consistent with a molecule of water bound into the transition state. The primary isotope effect indicates that the proton is undergoing a covalency change and the value of ρ^+ implies a strong demand for electrons from the phenyl ring to the benzylic carbon. The steepness of the plots of acidity versus $\log k_{\text{hyd}}$ indicate that specific hydrogen-bonding solvation of the rate-determining transition state is probably weak. Based upon the rates of hydration of styrene and the rates of dehydration and O^{18} exchange on 1-phenylethanol⁶⁰, it is concluded that a symmetrical intermediate is formed after the rate-determining transition state of hydration⁵³.

The hydration mechanism which most simply fulfils the requirements is one involving rate-determining direct proton transfer to the alkene (equation 32). A number of other mechanisms are inconsistent with the data. Any synchronous *anti* $\text{Ad}_\text{E}3$ mechanism or one involving rapid and reversible formation of a π -complex intermediate which undergoes



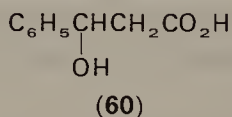
rate-determining collapse to a carbonium ion are ruled out. The key observation which eliminates this latter mechanism is catalysis by general acids. In the last few years, examples of general acid-catalysed hydration of alkenes have become more numerous. Thus hydration of *p*-methoxy- α -methylstyrene^{53,62} *m*- and *p*-aminostyrenes⁶¹, *trans*-cyclooctene⁶³, 2,3-dimethylbutene-2⁶³, and bicyclo[3.3.1]nonene-1⁶⁴ have all been reported to show general acid catalysis.

Another example of this mechanism is the acid-catalysed hydrolysis of vinyl ethers which has been extensively studied by Kresge and coworkers (equation 33). Rate-determining proton transfer to the double bond has



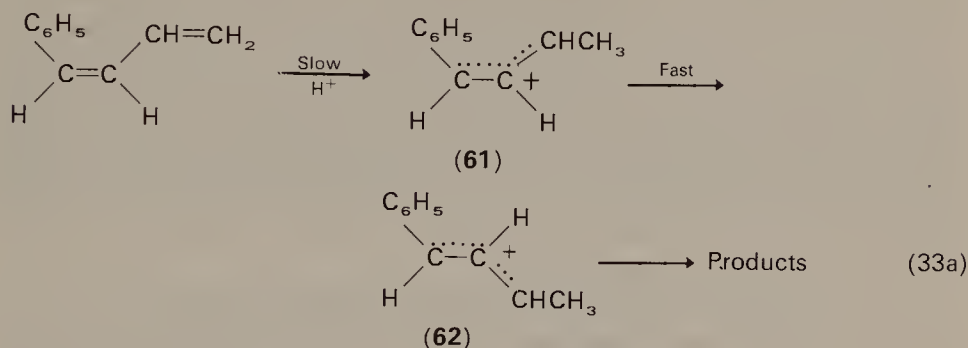
been established as the mechanism by the observation of a solvent deuterium isotope effect and general acid catalysis^{55,65}. Further evidence that the vinyl ether reacts as an alkene is provided by the fact that the O¹⁸ does not appear in the saturated alcohol product of hydrolysis conducted in O¹⁸-enriched water⁶⁶. The rates of hydrolysis of a number of vinyl ethers in aqueous dioxane show a structure reactivity pattern similar to that of normal electrophilic additions to alkenes⁶⁷. This provides further evidence that rate-determining protonation is to the double bond and not to the ether oxygen. Consequently the mechanism of acid-catalysed hydrolysis of vinyl ethers is the same as that of simple alkenes illustrated in equation 32 (where R = OCH₃).

Evidence for a similar mechanism involving rate-determining protonation of a carbon-carbon double bond has been obtained for the acid-catalysed isomerization of *cis*-cinnamic acid⁶⁸⁻⁷⁰.

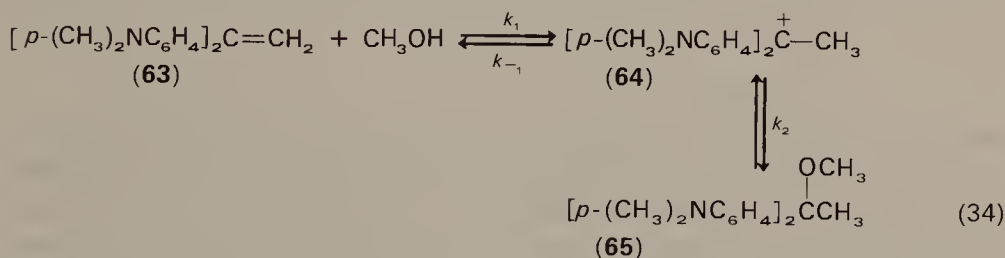


N.m.r. evidence for the presence of the alcohol (60) as an intermediate in the isomerization of *cis*-cinnamic acid has been reported⁷¹. The mechanism of isomerization of *cis*-1-phenyl-1,3-butadiene also involves rate-determining protonation at the terminal site to form the

cis-carbonium ion (61) which rapidly isomerizes to the *trans*-ion (62) (equation 33a)³⁴.



The acid-catalysed addition of methanol to 1,1-bis(*p*-dimethylamino-phenyl)ethylene (63) in 80% methanol-water has been studied by Bernasconi and Boyle (equation 34)⁷². The reaction exhibits slow, general



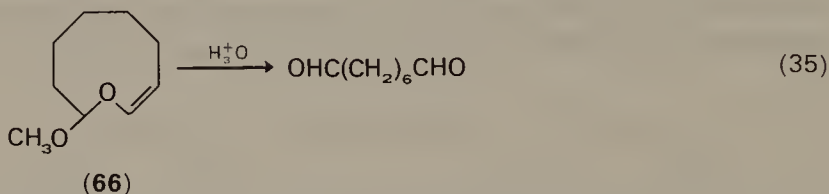
acid-catalysed protonation at the double bond to form the carbonium ion 64 which is rapidly converted to the methyl ether by reaction with either methoxide ion or methanol. All three species 63, 64 and 65 can be detected in solution and as a result complete kinetic and equilibrium analysis of the component steps has been accomplished. The rate constant for protonation of 63 (k_1) is $23.1 \text{ mol}^{-1} \text{ s}^{-1}$ while that for deprotonation of 64 (k_{-1}) by solvent is $4.8 \times 10^{-2} \text{ s}^{-1}$. The ratios of k_2/k_{-1} for methanol and methoxide ion are 1×10^6 and 500 respectively. These data clearly establish that this addition of methanol proceeds by rate-limiting proton transfer; a mechanism similar to that in equation (32).

The rate of acid-catalysed addition of acetic acid to cyclohexene in acetic acid is found to give a linear correlation between $\log k_{\text{exp}}$ and H_0 (the Hammett acidity function)⁷³. The reaction is subject to general acid catalysis and a kinetic isotope effect is observed. A mechanism involving rate-determining protonation analogous to that for alkene hydration (equation 32) is consistent with the data.

The observation that *t*-alcohols undergo ^{18}O exchange only one or two orders of magnitude more rapidly than they dehydrate to alkenes suggests

that capture of the carbonium ion by water ($k_2[\text{H}_2\text{O}]$ in equation 32) is not very much faster than proton loss to regenerate the alkene ($k_{-1}[\text{H}_2\text{O}]$ in equation 32)^{60,74,75}. Therefore changes in the structure of the alkene or the nature of the general acid catalyst might result in $k_{-1}[\text{H}_2\text{O}]$ becoming larger than $k_2[\text{H}_2\text{O}]$ which would cause a change in the mechanism of the reaction. The hydrolysis of propiophenone enamines is an example of just such a change in mechanism⁷⁶. In strongly basic solutions ($\text{pH} > 10$) the mechanism is rate-determining proton transfer from the general acid to the enamine, while in weakly acidic solutions ($\text{pH} \approx 5$) uncatalysed water attack becomes rate determining.

Recently the first exception to the mechanism in equation (32) for the hydrolysis of vinyl ethers has been found⁷⁷. The hydrolysis of 9-methoxy-oxacyclonon-2-ene (**66**, equation 35) in dilute aqueous hydrochloric acid



exhibits a large solvent isotope effect. This large maximum⁷⁸ solvent isotope is evidence against a mechanism involving a fast pre-equilibrium protonation of oxygen and is consistent with rate determining protonation of the double bond. However, unlike most vinyl ethers, a non-linear relationship is observed between k_{hyd} and buffer acetic acid concentration. This behaviour is explained by postulating a mechanism involving rapid and reversible protonation of the double bond followed by a subsequent rate-determining step.

The acid-catalysed hydration of α,β -unsaturated ketones also seems to occur by two mechanisms. Either protonation of the double bond or attack by water on the carbonium ion can be rate-determining depending upon the structure of the compound. The hydration of 3-buten-2-one occurs by the former mechanism⁷⁹ while 4-methoxy-3-buten-2-one occurs by the latter⁸⁰.




While the results of hydration of enamines, vinyl ethers, and α,β -unsaturated ketones indicate that the mechanism can be changed by varying the alkene structure and/or the experimental conditions, no such evidence is available for a change in mechanism for the hydration of alkenes containing only alkyl or aryl substituents.

Attempts have been made to deduce details of the rate-determining transition state for the hydration of alkenes from the exponent α of the Brønsted relation (equation 36)⁸¹ which correlates catalytic coefficients,

$$k_{\text{HA}} = G(K_{\text{HA}})^{\alpha} \quad (36)$$

k_{HA} , for a given reaction with the acid dissociation constants of the catalysts, K_{HA} . There is some reason to believe that the exponent α might be related to the degree of proton transfer in the transition state⁸². Consequently Brønsted relations have been constructed for the acid-catalysed hydration of a number of alkenes and vinyl ethers. Because of the slow rate of hydration of most simple alkenes, most data are available for styrene derivatives and vinyl ethers. The data are summarized in Table 1. In

TABLE 1. Brønsted exponents for hydration of alkenes

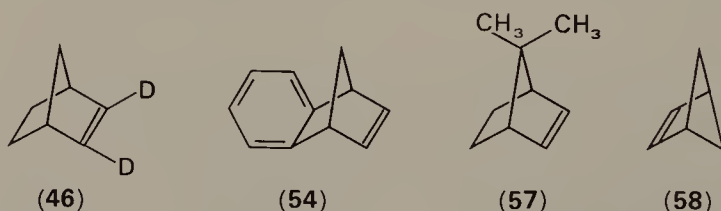
Alkene	Brønsted exponent	Reference
$\text{C}_2\text{H}_5\text{OCH}=\text{C}(\text{CH}_3)_2$	0.64 ± 0.04	83
$\text{C}_2\text{H}_5\text{O}-$ 	0.63 ± 0.03	83
$\text{C}_2\text{H}_5\text{O}-$ 	0.58 ± 0.03	83
$\text{CH}_3\text{O}-$ 	0.66 ± 0.03	83
$\text{C}_6\text{H}_5\text{OCH}=\text{C}(\text{CH}_3)_2$	0.61 ± 0.03	83
$\text{C}_2\text{H}_5\text{OCH}=\text{CH}_2$	0.70 ± 0.03	83
$\text{C}_6\text{H}_5\text{OCH}=\text{CH}_2$	0.84 ± 0.05	83
$4\text{-CH}_3\text{OC}_6\text{H}_4\text{C}(\text{CH}_3)=\text{CH}_2$	> 0.49	53
$(\text{CH}_3)_2\text{C}=\text{CH}_2$	0.85 ± 0.10	54
$4\text{-(CH}_3)_2\text{NC}_6\text{H}_4\text{CH}=\text{CH}_2$	0.78	61
$4\text{-NH}_2\text{C}_6\text{H}_4\text{CH}=\text{CH}_2$	0.74	61
$4\text{-CH}_3\text{OC}_6\text{H}_4\text{CH}=\text{CH}_2$	0.45	62
$4\text{-CH}_3\text{OC}_6\text{H}_4\text{C}(\text{CH}_3)=\text{CH}_2$	0.47	62
$3\text{-CH}_3\text{C}_6\text{H}_4\text{C}(\text{CH}_3)=\text{CH}_2$	0.61	62
$\text{C}_6\text{H}_5\text{C}(\text{CH}_3)=\text{CH}_2$	0.57	62
$4\text{-ClC}_6\text{H}_4\text{C}(\text{CH}_3)=\text{CH}_2$	0.57	62
$3\text{-ClC}_6\text{H}_4\text{C}(\text{CH}_3)=\text{CH}_2$	0.71	62

general the Brønsted exponents are between 0.45 and 0.90. These data have been taken to indicate that in the rate-determining transition state, proton transfer is far advanced (50% or greater). However, a more quantitative interpretation of the data is complicated by deviations from the Brønsted relation⁸³. Such deviations, anomalous Brønsted exponents and

curved Brønsted plots, together with their implications on certain uses of the Brønsted relation have recently been reviewed by Kresge⁸⁴.

While considerable data are available concerning the rate of addition, little is known about the stereochemistry of the addition of water, alcohols and carboxylic acids to simple alkenes. The first attempt was that of Hammond and Collins⁸⁵ who studied the hydration of 1,2-dimethylcyclohexene. While the addition was found to be non-stereospecific, the interpretation is clouded by the fact that the starting material contained 15% of 2,3-dimethylcyclohexene which would form the same product upon hydration.

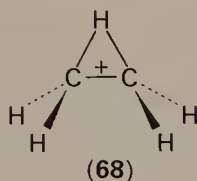
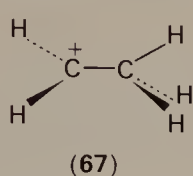
More recently acid-catalysed additions of water, alcohols, and carboxylic acids to a number of bicyclic alkenes have been reported. These additions, like those of the hydrogen halides are predominantly *exo-syn*. For example, *exo-syn* addition, as well as rearranged products, has been reported for the acid-catalysed addition of methanol to **46**³⁹, perdeuterio acetic acid to **54**⁴¹, and trifluoroacetic-*O-d* and perdeuterio acetic acid to **57**⁸⁶ while exclusive *exo-syn* acid-catalysed addition of acetic acid-*O-d* to **58** is



found⁴⁶. However special structural features of these bicyclic alkenes make the stereochemical results inapplicable to simple cyclic or acyclic alkenes.

The addition of hydrogen halides and halogens to alkenes in water, alcohols, and carboxylic acids as solvents results in solvent incorporated products formed by predominantly *anti* addition (see Sections II.A and III). It is postulated that these products are formed either by solvent attack on an ion pair or by a concerted $\text{Ad}_\text{E}3$ mechanism. The importance of either of these mechanisms in the acid-catalysed addition of water, alcohols, and carboxylic acids has yet to be demonstrated.

The addition of a proton to ethylene to form the ethyl cation has been the subject of several molecular orbital investigations. Semi-empirical⁸⁷⁻⁸⁹ calculations predict the classical or open cation (**67**) to be more stable than the bridged ion (**68**). The results of *ab initio* calculations depend upon the basis set used⁹⁰⁻⁹². Earlier work confirmed the semi-empirical calculations but the most extensive *ab initio* calculations⁹² showed that inclusion of d-functions on the carbon atoms and a p-function on the bridged hydrogen, stabilized the cyclic structure relative to the open ion.



From the available data, it can be concluded that the hydration of simple alkenes occurs by a mechanism involving rate-determining transfer of the proton from the catalyst to the substrate. In the rate-determining transition state, the proton is more than halfway transferred. Acid-catalysed *cis-trans* isomerization of alkenes and additions of methanol and acetic acid to alkenes occurs by a similar mechanism. Certain substituted alkenes, such as vinyl ethers, enamines and α,β -unsaturated ketones can undergo hydration by two mechanisms: one like that of simple alkenes and another involving rate-determining water attack on the conjugate acid of the alkene. The stereochemistry of the acid-catalysed addition of water, alcohols, and carboxylic acids is not conclusively established.

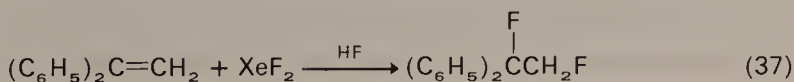
III. HALOGENS

A. Fluorine

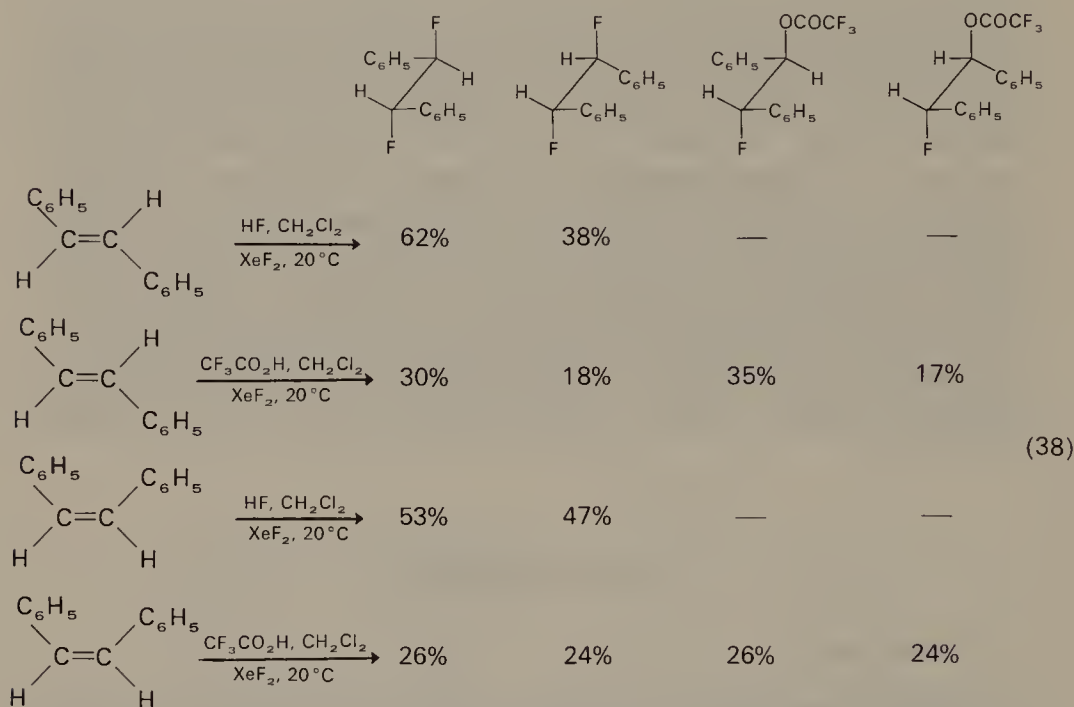
Very little has been reported on the addition of molecular fluorine to carbon-carbon double bonds. The reactions are exothermic and are often quite violent. Because of its low bond-dissociation energy (37.7 kcal/mol) reactions of molecular fluorine are often homolytic in nature.

Among the reactions of molecular fluorine which seem to occur by an ionic mechanism are the fluorination of stilbene, indene, acenaphthylene and *cis*- and *trans*-1-phenylpropene at low temperatures in halogenated hydrocarbons⁹³⁻⁹⁵. Products formed by preferential *syn* addition were found in most cases and were explained by either an open carbonium ion or a four-centre molecular *syn* addition mechanism.

Recently the reaction of xenon difluoride with alkenes in the presence of hydrogen fluoride or trifluoroacetic acid as catalyst to form vicinal difluoro adducts has been reported^{96,97}. The reaction of 1,1-diphenylethylene to form 1,2-difluoro-1,1-diphenylethane in nearly quantitative yield is an example of this reaction (equation 37).

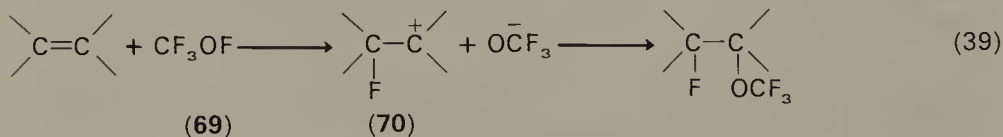


The stereochemistry of the products of the reaction of *cis*- and *trans*-stilbenes with XeF_2 is given in equation (38). While the vicinal difluoro adducts are the only products in the hydrogen fluoride catalysed reactions, the amount of trifluoroacetate product is close to 50% in the trifluoroacetic acid catalysed reaction. From the data in equation (38) it is clear that

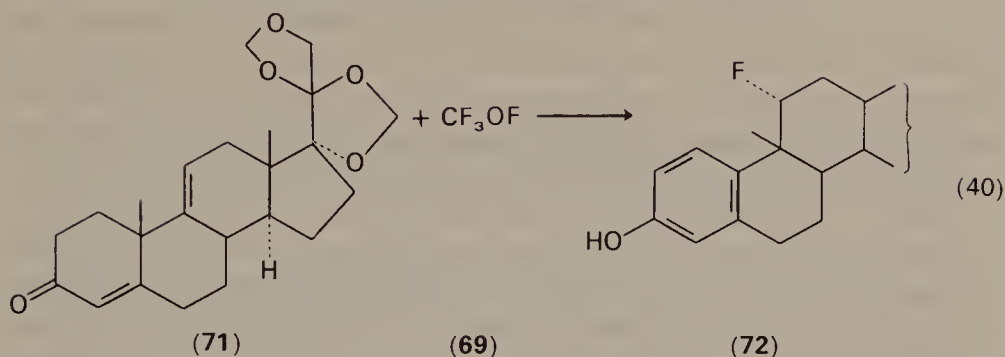


the products are formed in a non-stereospecific manner. *Trans*-stilbene does form preferentially the adduct by *anti* addition whereas the *cis*-isomer reacts non-stereospecifically to form about equal amounts of the *meso* and *dl* adducts.

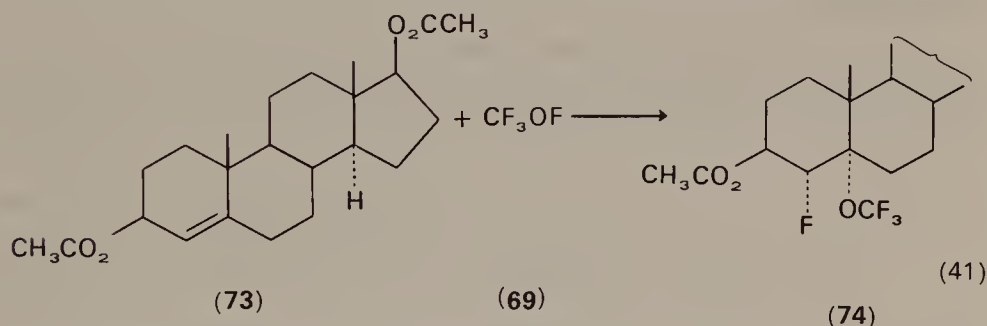
The electrophilic addition of fluoroxy compounds such as fluoroxy trifluoromethane (**69**) and 2-fluoroxy-2-trifluoromethylperfluoropropane to a variety of alkenes has been reported⁹⁸. The addition is postulated to occur by a mechanism involving an α -fluorocarbonium ion (**70**, equation 39). In support of this mechanism, the addition of **69** to alkene **71** results in



the formation of the phenol **72** as the major product (equation 40)⁹⁹. Such a rearrangement has precedent and is evidence of a carbonium ion

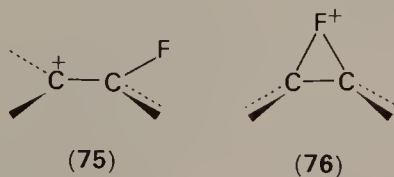


intermediate¹⁰⁰. The regio- and stereochemistry of the addition was determined by the addition of **69** to **73** which gave **74** as the major product in which the fluorine is *trans*-diequatorial with respect to the acetoxy group (equation 41). Thus the addition forms Markownikoff adducts by



syn addition which excludes the involvement of a bridged cation in these reactions.

Attempts to use molecular orbital calculations to determine which of the two limiting structures, the α -fluorocarbonium ion (**75**) or the bridged fluoronium ion (**76**) is the more stable have not been very successful. The results depend upon the quality of the basis set used in the calculations. Clark¹⁰¹ using a 22-sp basis set found that the ion **76** is more stable by 3.58 kcal/mol while Hehre¹⁰², using a 19-sp (STO-3G) basis set found that **76** is more stable by 19.66 kcal/mol. Using the more extensive, (split



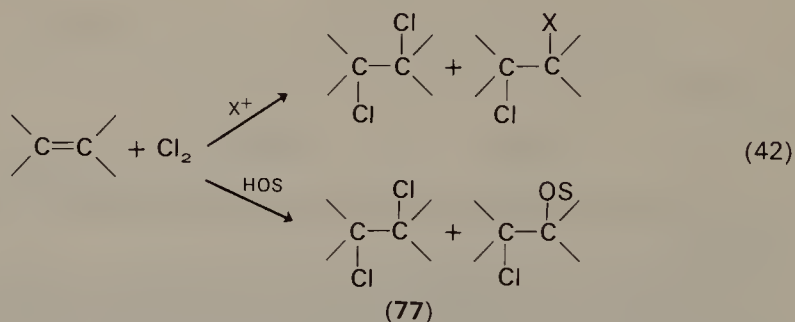
valence shell) 23-sp (4-31G), basis set Hehre found that the open ion **75** is more stable by 11.49 kcal/mol.

Csizmadia and coworkers¹⁰³ using a large basis set of Gaussian type functions to optimize the geometries of both ions found that the 2-fluoroethyl carbonium ion (75) shows a greater stability than the fluoronium ion (76) by about 10 kcal/mol. In keeping with these results Olah and coworkers^{104,105} have been unable to observe the fluoronium ion in solutions of $\text{SbF}_5\text{--SO}_2\text{ClF}$ by n.m.r. spectroscopy.

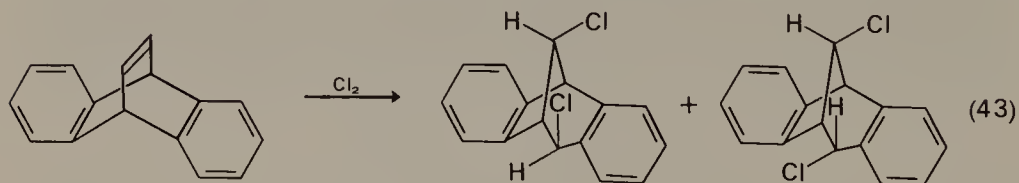
From the data available, it is clear that the ionic addition of fluorine to alkenes occurs non-stereospecifically. A mechanism involving either an open carbonium-ion intermediate prior to the product-determining step similar to that for chlorination and bromination of arenes and/or a four-centre *syn* addition has been proposed to account for the product stereochemistry.

B. Chlorine

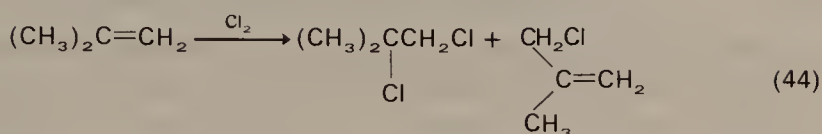
Chlorine adds to alkenes to form the expected vicinal dichlorides (77). In the presence of added nucleophiles or hydroxylic solvents, addition of



chlorine often forms mixed products (equation 42). Skeletal rearrangement (equation 43)¹⁰⁶ and addition-elimination products (equation 44)¹⁰⁷ are



sometimes observed as side products. Chlorination, like bromination and iodination, can be carried out in any solvent that does not react with chlorine. In polar and non-polar solvents under oxygen, the addition of




chlorine occurs by an ionic mechanism. In the absence of oxygen, even in the dark, chlorination in non-polar solvents can occur spontaneously by a radical mechanism¹⁰⁸.

The rate law for the chlorination of alkenes is second order overall, first order in both alkenes and chlorine^{109,110}. Unlike bromination or iodination no terms higher than first order in chlorine have been observed. Catalysis by HCl in acetic acid has been reported to be first order in HCl¹¹¹. Autocatalysis occurs when HCl is spontaneously eliminated from the product during chlorination. Addition of chlorine to 2-bromo, 2-chloro and 2-phenylpropene in CCl_4 is catalysed by HCl. In the presence of excess HCl, the reaction exhibits second order dependence upon HCl¹¹².

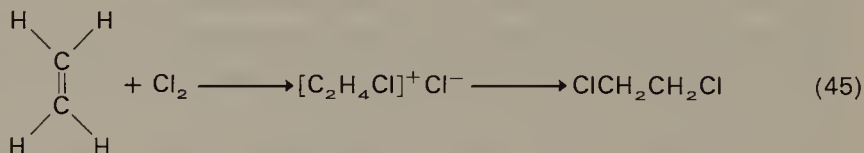
The rates of chlorination are so fast that until recently the only kinetic data available were limited to alkenes containing electron-withdrawing substituents¹¹³. Even with the latest techniques the rates of chlorination of many alkyl-substituted ethylenes cannot be measured directly and consequently competitive techniques must be used. The relative rates of the alkenes reported in Table 2 were obtained in this way¹¹⁴. From the data, it is clear that alkyl groups strongly accelerate the rate while electron-withdrawing substituents greatly depress the rate of chlorination.

TABLE 2. Relative reactivities of alkyl-substituted alkenes with chlorine in neat alkene¹¹⁴

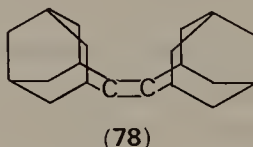
Alkene	k_{rel}
$(\text{CH}_3)_2\text{C}=\text{C}(\text{CH}_3)_2$	4.3×10^5
$(\text{CH}_3)_2\text{C}=\text{CHCH}_3$	1.1×10^4
$\text{C}_2\text{H}_5(\text{CH}_3)\text{C}=\text{CH}_2$	1.6×10^2
$(\text{CH}_3)_2\text{C}=\text{CH}_2$	58
	50
(<i>t</i>) $\text{CH}_3\text{CH}=\text{CHCH}_3$	50
(<i>c</i>) $\text{CH}_3\text{CH}=\text{CHCH}_3$	63
$(\text{CH}_3)_3\text{CCH}=\text{CH}_2$	1.15
$\text{C}_2\text{H}_5\text{CH}=\text{CH}_2$	1.00
$\text{CH}_2=\text{CHCH}_2\text{Cl}$	3×10^{-3}
(<i>c</i>) $\text{ClCH}=\text{CHCl}$	$> 5 \times 10^{-7}$

The rates of chlorination in acetic acid of a series of phenyl-substituted cinnamic acids¹¹⁵ and styrenes¹¹⁶ have been measured directly and found to follow overall second-order kinetics. Both series of compounds were found to give good Hammett correlations with ρ^+ values of -3.9 for cinnamic acids¹¹⁵ and -3.22 for styrenes¹¹⁶.

The simplest mechanism consistent with the rate law as well as the formation of rearranged and solvent-incorporated products is an $\text{Ad}_\text{E}2$ mechanism involving a cationic intermediate (equation 45). While spectral

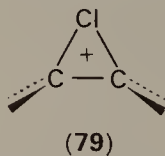


data have been reported for a charge-transfer complex between chlorine and alkenes, there is no firm evidence that this complex is on the reaction coordinate for chlorination^{117,118}. The structure of the product of the chlorination of adamantylideneadamantane (**78**) has been assigned a

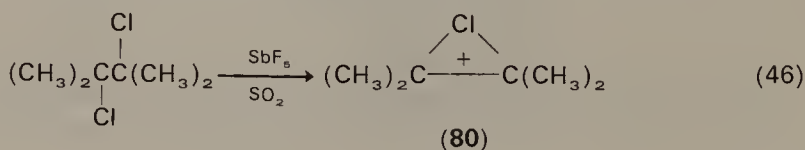


charge-transfer structure on the basis of chemical and spectral data^{119,120}. However since **78** does not form a 1,2-dichloride, this does not necessarily provide further evidence as to the intermediacy of charge-transfer complexes in chlorination.

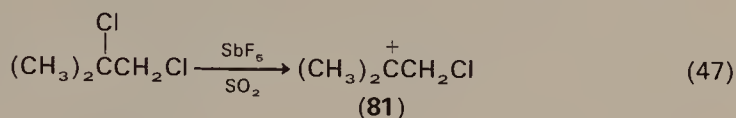
Olah¹²¹ has provided n.m.r. evidence that a cyclic chloronium ion (**79**) is capable of existence. Thus 2,3-dichloro-2,3-dimethylbutane reacts with



an $\text{SbF}_5\text{-SO}_2$ solution to form an ion whose n.m.r. spectrum is best explained by the bridged structure **80** (equation 46). In contrast the similar reaction with 1,2-dichloro-2-methylpropane leads to an ion whose n.m.r.



spectrum is best explained by the open ion **81** (equation 47)¹²². These results suggest that the energy difference between an open α -chlorocar-

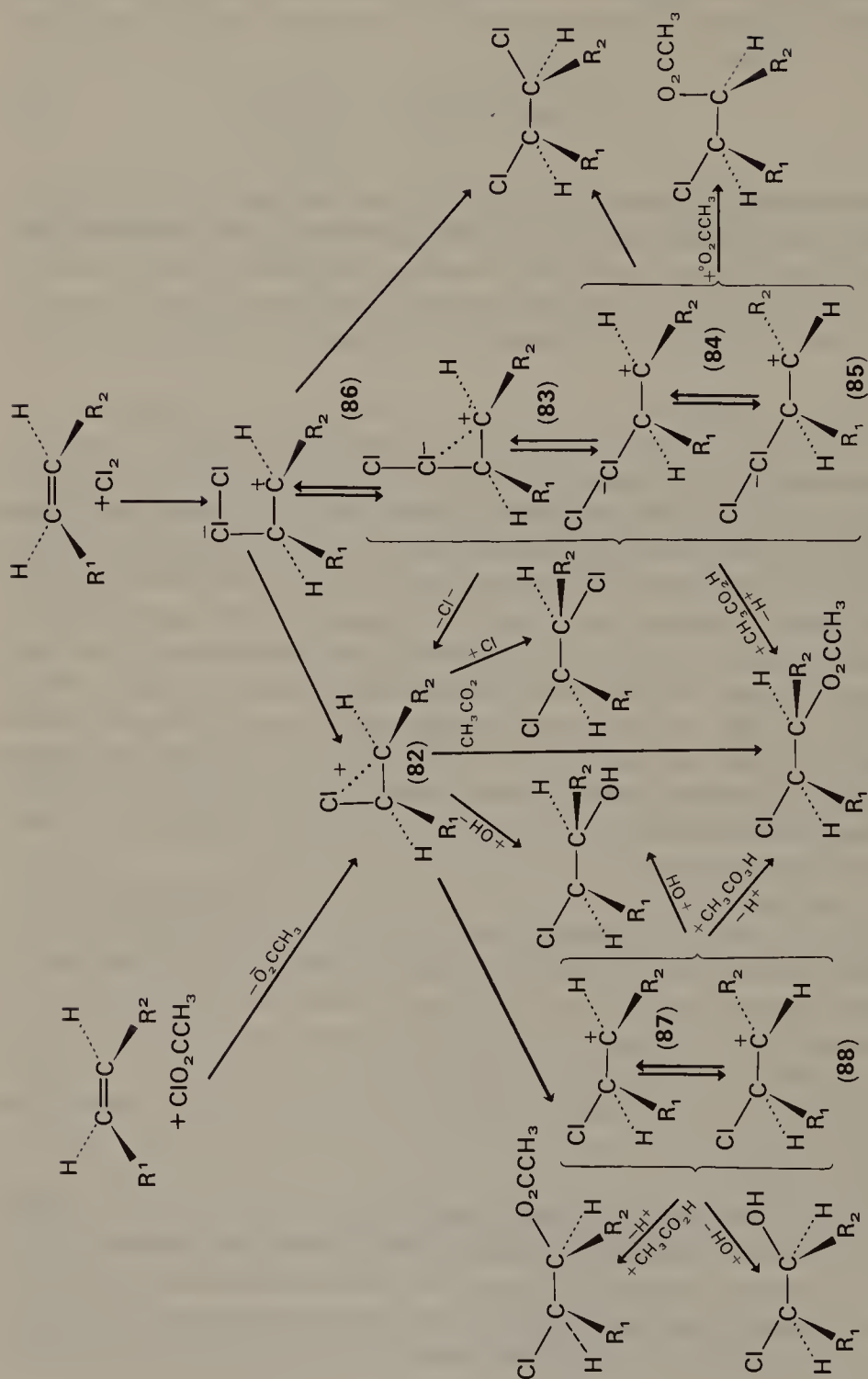


bonium and a bridged chloronium ion is not very great. Supporting this view is the fact that chlorine is a poor neighbouring group indicating that there is little driving force for the formation of chloronium ions in solvolytic reactions¹²³. *Ab initio* calculations on the ethylene-chlorine system, on the other hand, favour the bridged chloronium ion structure by 9.4 kcal/mol¹⁰³.

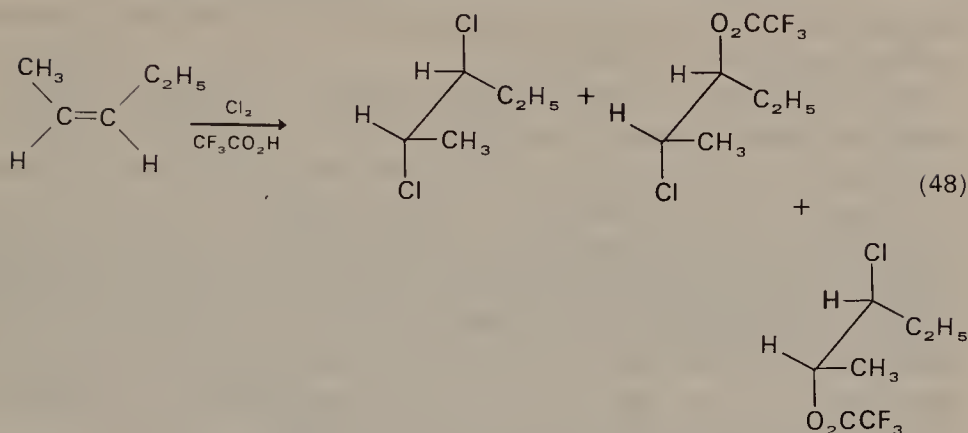
Valuable insight into the importance of these ions in the mechanism of chlorination has been provided by the work of de la Mare¹²⁴ who has determined the proportions of diastereoisomeric acetoxy chlorides formed by the addition of chlorine acetate in acetic acid to a number of alkenes. The ratios differ markedly from those of the same products formed by addition of chlorine in acetic acid. Based upon this difference as well as the change in product ratio caused by changes in solvent and added salt, the mechanism in Scheme 2 was proposed which involves several different carbonium ion intermediates. These are a bridged ion (**82**), a bridged zwitterion (**83**), the open zwitterions **84** and **85**, a geometrically different zwitterion (**86**), and the open ions **87** and **88**. A very similar mechanistic scheme has been proposed by Yates and Leung¹¹⁶. Depending upon the alkene structure, one or more ions, and consequently one or more reaction paths may be favoured.

From the data of Poutsma, given in Table 2 it can be concluded that the effect of a methyl group on the rate of chlorination is independent of its position on the double bond. The fact that the rates of chlorination of methylpropene and of *cis*- and *trans*-2-butene are almost identical is consistent with a bridged rate-determining transition state in which charge is distributed over both carbons followed by formation of a bridged chloronium ion intermediate similar to **82**. These facts are inconsistent with formation of an open ion intermediate such as **84** which can interconvert to **85**.

Evidence for a bridged product-determining transition state is provided by the exclusive *anti* stereospecificity of the products of chlorination of the *cis*- and *trans*-2-butenes and 2-pentenenes. Both the dichlorides and solvent incorporated products are formed by exclusive *anti* addition. Furthermore non-regiospecific solvent-incorporated products are formed (equation 48)¹²⁵.

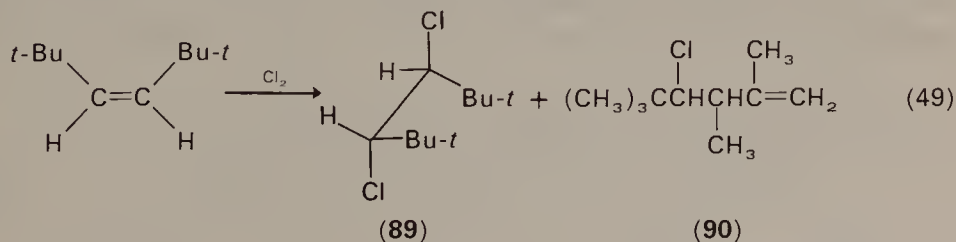


SCHEME 2.



Similar stereospecific *anti* addition of chlorine¹⁰⁷, ClOH¹²⁶ and ClO₂CCH₃¹²⁴ to cyclohexene has been observed which is consistent with the idea that the mechanism involves only the bridged ion **82**. However, changing the solvent effects the stereochemistry of the addition. Thus the formation of the 1,2-dichloride adduct by the ionic chlorination of *cis*- and *trans*-2-butene in anhydrous HF–NaF solution occurs non-stereospecifically¹²⁷. This suggests that in highly polar solvents open ions are intermediates rather than the bridged ion resulting in open-ion like product-determining transition states. In contrast, chlorination of *trans*-ethylene-*d*₂ forms >96% *meso*-1,2-dichloroethane-1,2-*d*₂ by *anti* stereospecific addition. Thus it seems that in this solvent system, the chloronium ion is less stable than a secondary but more stable than a primary α-chloro carbonium ion.

As the number and complexity of the substituents on the double bond increase, there is a general increase in the amounts of products resulting from elimination of HCl. These elimination products are always the allylic rather than the vinyl chlorides (equation 44). Increased amounts of rearranged products are also formed as in the chlorination of *cis*-1,2-di-*t*-butylethylene in CCl₄ which forms 54% of the dichloride (**89**) and 46% of the rearranged product (**90**, equation 49)¹²⁸. Since the dichloride is formed stereospecifically this suggests that the rearrangement occurs directly from

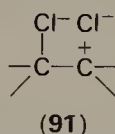


the chloronium ion and that an open ion is not formed after the rate-determining transition state.

The chlorination of those alkenes capable of forming resonance-stabilized cations generally results in dichloro products formed by preferential *syn* addition in the absence of external chloride ion. Examples are found in the chlorination of phenanthrene¹²⁹, *cis*- and *trans*-stilbenes¹³⁰, 1-phenylpropenes¹³¹, β -*t*-butylstyrenes¹³² and methyl cinnamates¹³³. The solvent-incorporated products, on the other hand are formed predominantly by *anti* addition. These results can be accommodated by the mechanism in Scheme 2. An exception to the above is the chlorination of *cis*- and *trans*-1-3-nitrophenylpropene in methylene chloride which was found to be stereoselective *anti*.

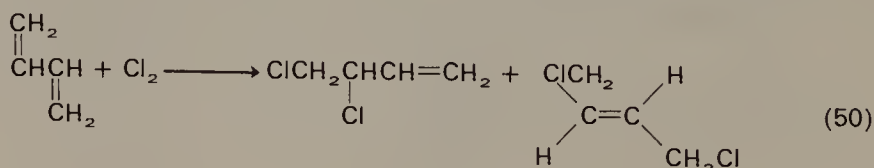
While the mechanism of the chlorination of cyclohexene and simple alkenes in acetic acid involves the path via the bridged intermediate **82**, the data for the chlorination of phenyl-substituted alkenes require the opening of the bridge. Thus forming intermediates **84** and **85** allows formation of both *cis*- and *trans*-acetoxy-chlorides. The *syn* addition of chlorine is postulated to occur via intermediate **86**. Since substantially different product distributions are obtained for the chlorination of methyl *cis*- and *trans*-cinnamates, it is concluded that the two intermediates **84** and **85** do not equilibrate prior to the product forming step¹²⁴.

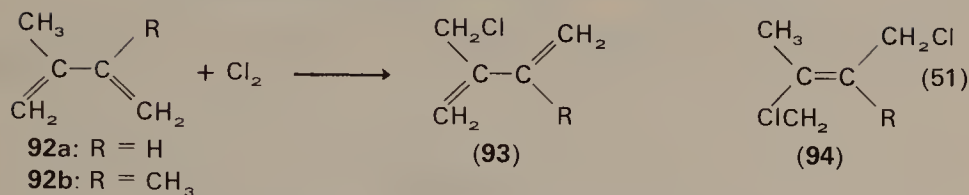
Several authors who have proposed mechanisms similar to that in Scheme 2 prefer an intimate ion pair **91** as the precursor to the *syn* adduct



rather than **86**^{131,133,116}. The intervention of such an ion pair has been postulated to explain the effect of solvent on the product composition of the chlorination of *cis*- and *trans*-1-phenylpropene^{116,131}.

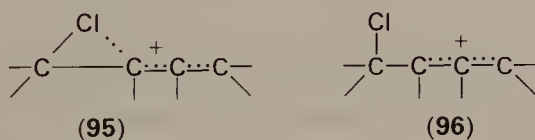
The chlorination of conjugated dienes forms 1,2- and 1,4-dichloro adducts. For example the ionic chlorination of 1,3-butadiene in non-polar solvents forms a 55:45 mixture of 3,4-dichloro-1-butene and *trans*-1,4-dichloro-2-butene (equation 50)^{134,135}. The major products of the ionic chlorination of neat isoprene (**92a**) at 20°C and



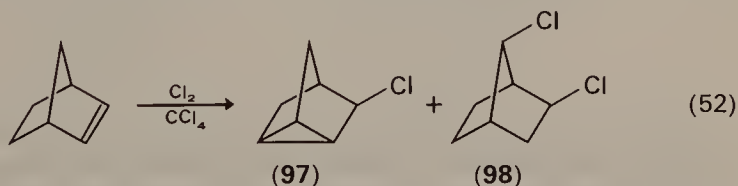


2,3-dimethyl-1,3-butadiene (**92b**)¹³⁷ are those of substitution (**93a** and **93b** respectively) and 1,4-addition (**94a** and **94b** respectively, equation 51). Minor products include the 1,2-, 3,4- and *cis*-1,4-dichloro adducts. In all of these examples care was taken to ensure that the products were formed by an ionic mechanism.

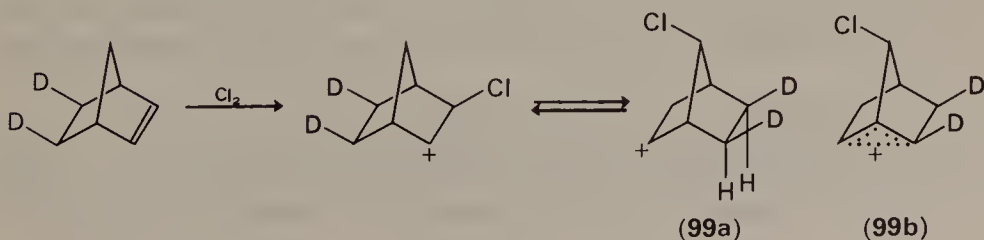
While the product compositions can be explained by a mechanism involving a cation intermediate, the lack of any data on the product stereochemistry makes it impossible to assign either a bridged (**95**) or an open structure (**96**) to the intermediate.

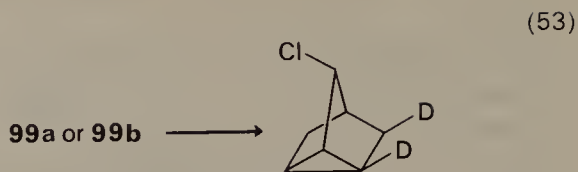


The ionic chlorination of bicyclic alkenes usually forms products of rearrangement and/or elimination of HCl. Thus the addition of chlorine to norbornene in CCl₄ forms nortricyclyl chloride (**97**) and *syn*-2,7-dichloronorbornane (**98**) as the main products (equation 52). The nortri-

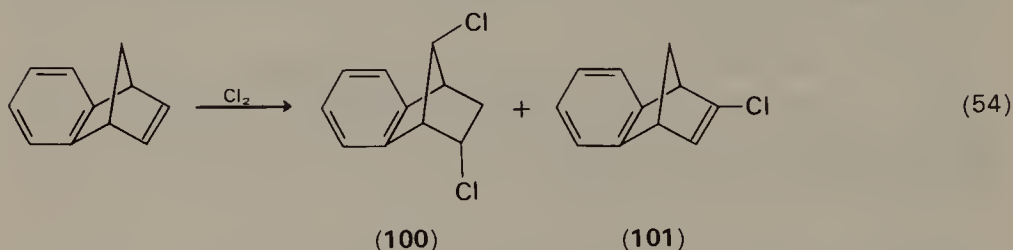


cyclyl chloride formed by the chlorination of *exo,exo*-5,6- and *endo,endo*-5,6-dideuterionorbornene occurs with proton (deuteron) loss from C₍₆₎ with *endo*-stereoselectivity¹³⁸. This result strongly suggests that elimination occurs predominantly from ion **99a** or from the alternate non-classical ion **99b** (equation 53). The major products of the ionic chlorination of

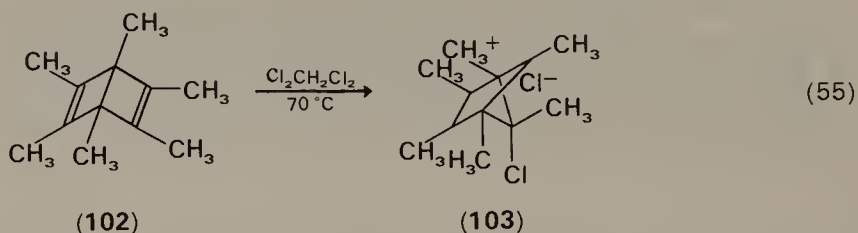




benzonorbornadiene are those of rearrangement (**100**), and elimination of HCl (**101**, equation 54)¹³⁹. The addition of chlorine to hexamethyl Dewar

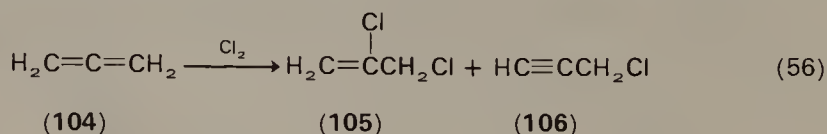


benzene (**102**) in methylene chloride at -70°C is reported to form product **103** which eliminates HCl at temperatures above -20°C (equation 55)¹⁴⁰.

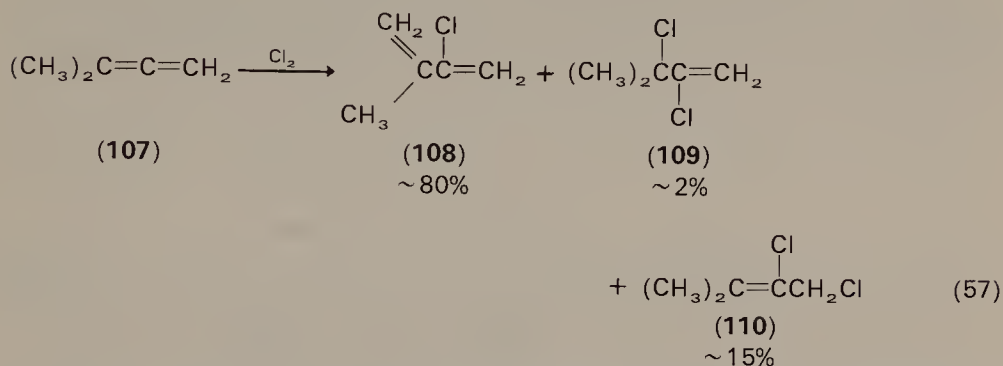


The data for the chlorination of bicyclic alkenes clearly indicate that an open ion intermediate capable of undergoing rearrangement and elimination is formed prior to the product-determining step.

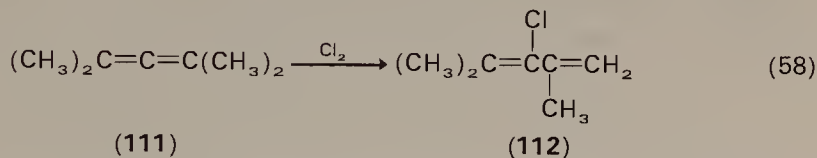
The ionic chlorination of allenes forms dichloro adducts as well as mono chloro dienes or acetylenes formed by the loss of a proton from the cationic intermediate. Thus the chlorination of allene (**104**) under oxygen in inert solvents produces an almost equimolar amount of 2,3-dichloropropene (**105**) and propargyl chloride (**106**) (equation 56) in about 50% yield¹⁴¹. The remainder of the products are dimers and polymers resulting from a self-condensation reaction¹⁴². Chlorination of 1,1-dimethylallene



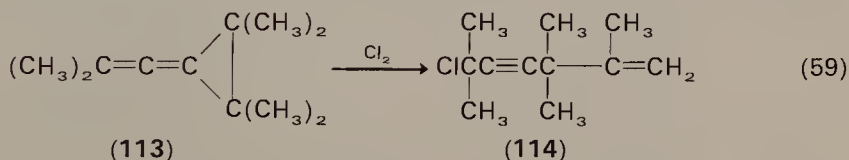
(107) yields predominantly the product of elimination (108) with lesser amounts of the two dichloro adducts (109 and 110, equation 57)¹⁴².



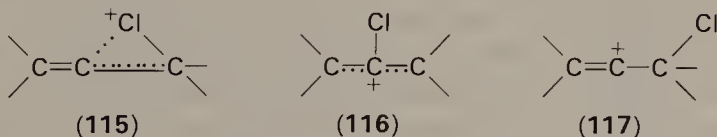
Tetramethylallene (111) reacts with chlorine to form only the product of elimination 112 (equation 58)¹⁴² while chlorination of 2-methyl-1-



(tetramethylcyclopropylidene)propene (113) yields only the chloroacetylene 114 (equation 59)¹⁴³.



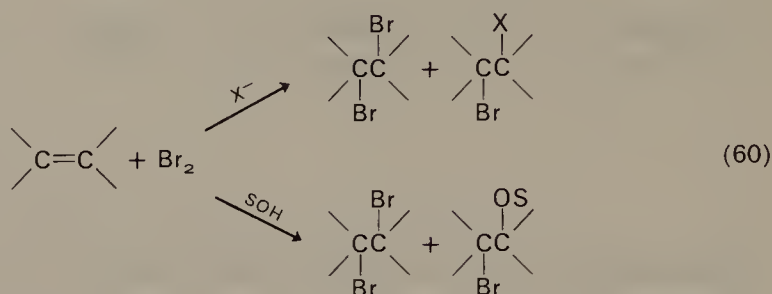
A mechanism involving a cationic intermediate is consistent with the product composition of the ionic chlorination of allene and its derivatives. Because of insufficient data it is impossible to decide which of the three structures 115, 116, 117 best represents the electronic structure of the intermediate.



The sum of the evidence for the chlorination of alkenes is consistent with a mechanism involving multiple intermediates all rather close in energy. Under some circumstances, reaction of these intermediates with nucleophiles can occur before they reach their most stable conformation.

C. Bromine

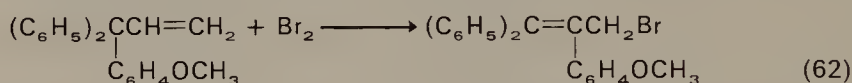
The exothermic addition of bromine to alkenes is a standard text book reaction. While vicinal dibromides are usually formed as products, bromination carried out in the presence of added nucleophiles or in hydroxylic solvents forms mixed products (equation 60). If the alkene



contains a nucleophilic substituent in an appropriate position, addition of bromine can form a cyclic product (equation 61)¹⁴⁴. Bromination of



certain alkenes results in products of skeletal rearrangement (equation 62)¹⁴⁵.



Bromination can be carried out in any solvent that does not react with bromine. In non-polar solvents, bromination usually occurs by a free radical mechanism while in polar solvents an ionic mechanism predominates. The usual brominating agent is elemental bromine. Bromohydrins can be conveniently prepared by reacting *N*-bromosuccinimide with alkenes in moist dimethyl sulfoxide. The bromohydrins are formed stereospecifically and regiospecifically without rearrangement¹⁴⁶.

Depending upon the reaction conditions, the rate law for the ionic bromination of alkenes contains all or part of equation (63)¹⁴⁷. In sufficiently dilute aqueous or alcoholic solvents, and in the absence of

$$\frac{-d[\text{Br}_2]}{dt} = k_2[\text{Br}_2][\text{A}] + k_3[\text{Br}_2]^2[\text{A}] + k'_3[\text{Br}_3^-][\text{A}] \quad (63)$$

$$[\text{A}] = [\text{Alkene}]$$

Br^- , only the first term is important and the addition follows overall second-order kinetics. By increasing the concentration of bromine, again in the absence of Br^- , the second term becomes dominant and the addition follows overall third-order kinetics. Depending upon the concentration of bromine, its addition in the presence of bromide ion results in a rate law involving all three terms or only the first and third terms of equation (63). By using low concentrations of bromine and relatively high concentrations of bromide ion (0.2 M-Br^-), overall second-order kinetics can be observed¹⁴⁸.

Dubois and coworkers, have used this latter method to study the effect of alkene structure on the rate of bromination. A selection of their results obtained in methanol at 25°C containing 0.2 M-NaBr is given in Table 3¹⁴⁸.

The rate constant k_g , given in Table 3, is actually a mixture of the first and last terms of equation (63). Under the experimental conditions

$$k_g = \frac{k_2[\text{Br}_2] + k'_3[\text{Br}_3^-]}{[\text{Br}_2 + \text{Br}_3^-]}$$

TABLE 3. Rates of bromination of selected alkenes in methanol containing 0.2 M-NaBr at 25°C ¹⁴⁸

Alkene	k_g
$\text{CH}_2=\text{CH}_2$	30.3
$\text{CH}_3\text{CH}=\text{CH}_2$	1840
$n\text{-PrCH}=\text{CH}_2$	2090
$n\text{-BuCH}=\text{CH}_2$	1990
$n\text{-PentCH}=\text{CH}_2$	1970
$i\text{-PrCH}=\text{CH}_2$	1700
$i\text{-BuCH}=\text{CH}_2$	994
$(\text{CH}_3)_2\text{CH}(\text{CH}_2)_2\text{CH}=\text{CH}_2$	2045
$\text{CH}_3\text{CH}_2\text{CH}(\text{CH}_3)\text{CH}_2\text{CH}=\text{CH}_2$	926
$t\text{-BuCH}=\text{CH}_2$	802
$(\text{CH}_3)_2\text{C}=\text{CH}_2$	164,000
$i\text{-Pr}(\text{CH}_3)\text{C}=\text{CH}_2$	97,400
$i\text{-Pr}(t\text{-Bu})\text{C}=\text{CH}_2$	518
(c) $\text{CH}_3\text{CH}=\text{CHCH}_3$	78,700
(t) $\text{CH}_3\text{CH}=\text{CHCH}_3$	50,800
(c) $\text{C}_2\text{H}_5\text{CH}=\text{CHC}_2\text{H}_5$	87,500
(t) $\text{C}_2\text{H}_5\text{CH}=\text{CHC}_2\text{H}_5$	51,500
(c) $i\text{-PrCH}=\text{CHCH}_3$	46,400
(t) $i\text{-PrCH}=\text{CHCH}_3$	36,000
$(\text{CH}_3)_2\text{C}=\text{CHCH}_3$	4,000,000
(Z) $\text{C}_2\text{H}_5(\text{CH}_3)\text{C}=\text{CHCH}_3$	2,910,000
(E) $\text{C}_2\text{H}_5(\text{CH}_3)\text{C}=\text{CHCH}_3$	2,840,000
$(\text{CH}_3)_2\text{C}=\text{C}(\text{CH}_3)_2$	55,000,000

employed the relative values of k_2 and k'_3 ($16 > k_2/k'_3 < \infty$) are such that k_g is a linear function of k_2 . Thus the data in Table 3 reflect the effect of alkene structure on the first term in equation (63).

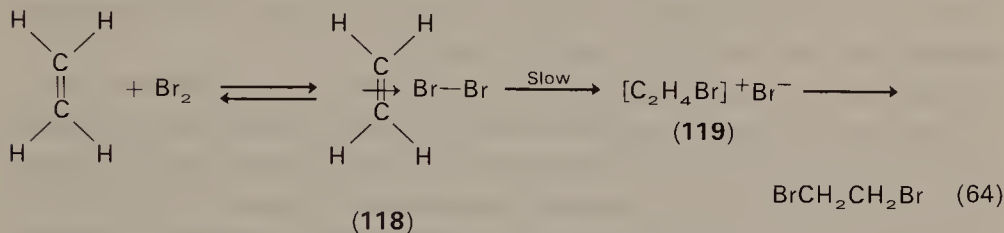
From the data in Table 3, the following conclusions can be drawn: The rate of addition is markedly increased by increasing the number of simple alkyl groups on the double bond; the effect of methyl and ethyl groups is specific, constant and additive¹⁴⁹; the effect of *n*-alkyl groups larger than *n*-propyl is practically constant; alkyl groups branched at the γ -position show no unusual rate retardation, and introduction of one bulky substituent (e.g., *t*-butyl) causes a minor rate decrease while introduction of a second bulky substituent causes a major rate decrease. In a series of alkenes with the same number of substituents the rate decreases as their complexity increases. *Cis* alkenes react faster than their *trans* isomers. As the number of substituents about the double bond increases this difference in rate between geometric isomers disappears. Attempts to fit the rate of bromination of all the compounds studied by Dubois to a Taft $\rho\sigma^*$ correlation have been unsuccessful although certain subsets of selected compounds can be correlated¹⁵⁰.

The bromination of a number of phenyl-substituted styrenes has been studied by Rolston and Yates under a variety of conditions¹⁵². The rates were determined at 25 °C in acetic acid with added bromide ion, and the separated rate constants for k_2 and k'_3 were obtained from a study of the dependence of k_{obs} on added bromide ion and measurements of the tri-bromide ion formation constant. Both sets of rate constants gave better correlations against σ^+ than σ with $\rho^+ = -4.2$ and $\rho_{\text{Br}^-}^+ = -2.0$. Dubois has obtained $\rho = -4.3$ from a plot of $\log k_g$ against σ ¹⁵³. The rates of bromination under dominant third-order conditions were also obtained in acetic acid at 25 °C¹⁵⁴. A value for ρ^+ of -4.6 was obtained which is very similar to that obtained for the k_2 process.

The addition of bromine is *anti* stereospecific only for simple alkenes such as *cis*- and *trans*-2-butene¹⁵⁵. Addition to *cis*- and *trans* 1-phenylpropene¹⁵⁵ and stilbene¹⁵⁶ is stereoselective, the stereoselectivity depending upon the solvent, temperature and added salts. The product of bromination of simple alkenes in acetic acid is largely the dibromide while styrenes under the same conditions give substantial solvent incorporated products¹⁵⁷. Bromination of norbornene and 1,2-di-*t*-butylethylene yield rearranged products. Clearly the structure, composition and stereochemistry of the product depends upon the reaction conditions (temperature, solvent, added salts) as well as the alkene structure.

The formation of rearranged and solvent incorporated products clearly indicates that the mechanism of bromination involves at least one

cationic intermediate. Evidence for a second intermediate has been presented by Dubois and Garnier^{158,159} who studied the charge-transfer spectra of bromine-alkene complexes. They found that the stability of the charge-transfer complex correlates with $\log k_2$ for bromination. Thus the mechanism of bromination can be regarded as involving a rapid reversible formation of a charge-transfer complex (118) followed by a rate-limiting ionization to the cationic intermediate (119, equation 64).



Using the general mechanism of equation (64) attempts have been made to detail the exact mechanism responsible for each term of the general rate expression given in equation (63). The first term ($k_2[\text{A}][\text{Br}_2]$) represents the reversible formation of the charge-transfer complex followed by rate-determining solvent-assisted bromine-bromine bond cleavage. Evidence for such a specific role of solvent is available from the work of Dubois and coworkers who found a large solvent deuterium-isotope effect for the bromination of 1-pentene in methanol¹⁶⁰. Furthermore, a plot of the activation energy of bromination in various methanol-water solvent mixtures versus the free energy of solvation of KBr in the same solvent mixtures is linear with a slope of 0.86. From these results it is concluded that hydrogen bonding to the solvent is important in the rate-determining transition state and breaking of the bromine-bromine bond is far advanced. This latter conclusion suggests that the structure of the rate-determining transition state is similar to that of the cationic intermediate.

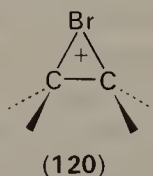
In solvents incapable of such assistance, the second term ($k_3[\text{A}][\text{Br}_2]^2$) becomes dominant even at low bromine concentrations. Under such conditions, a bromine molecule may aid the bromine-bromine bond cleavage by forming a charge-dispersed bromide ion. Evidence for this view is provided by the fact that the ρ^+ value for both the overall second- and third-order bromination of phenyl-substituted styrenes is similar¹⁵⁴. The major difference between these terms is the more negative ΔS^\ddagger range for k_3 . This is consistent with the proposed mechanism since not only is a third molecule involved but also the incipient tribromide ion formation requires a fairly rigid linear arrangement of four bromine atoms.

The mechanistic explanation for the third term ($k'_3[\text{A}][\text{Br}_3^-]$) is still not entirely settled. The relative reactivities of the reaction of bromine and

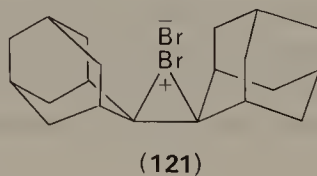
tribromide ion with a variety of alkenes have been studied by the groups of Bell¹⁶¹, Kanyaev¹⁶², Yates¹⁶³ and Dubois¹⁶⁴ and a number of mechanisms have been proposed. These include (i) catalysis by bromide ion, (ii) electrophilic addition by tribromide ion, and (iii) nucleophilic addition by tribromide ion. Dubois has found that a plot of the ratio $k_{\text{Br}^-}/k_{\text{Br}_2}$ versus the reactivity of 31 alkenes is curved and has interpreted this result in terms of two competing mechanisms¹⁶⁴. One involves nucleophilic attack by tribromide ion on the alkene while the other is slow attack by bromide ion on the charge-transfer complex.

Solvents have a great effect upon the bromination of alkenes, and a change in solvent can change the overall rate law. For example, bromination of alkenes at low concentrations ($\sim 10^{-4}$ M) in acetic acid is overall second order while in 1,1,2,2-tetrachloroethane at the same concentrations the reaction is overall third order¹⁶⁵. In general the more polar the solvent the faster the rate. An exception to this general rule is the slower-than-expected rate of bromination of alkenes in trifluoroacetic acid. To account for these data it is proposed that in this solvent the rate-determining step changes from formation of the cationic intermediate to its capture by solvent¹⁶⁶. Heublin and Reuscher have used a thermochemical method to probe the effects of solvation of the cationic intermediate in bromination¹⁶⁷. Stronger solvation was found for cationic intermediates from simple alkenes than for delocalized intermediates formed from phenyl-substituted alkenes.

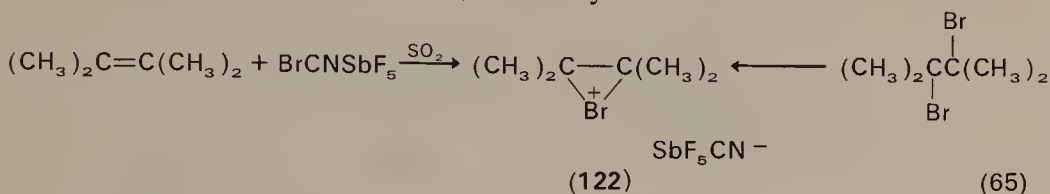
The electronic structure of the intermediate **119** has been of considerable interest. A bridged structure (**120**) for this intermediate was first proposed



by Roberts and Kimball¹⁶⁸. Recently p.m.r., c.m.r. and electronic absorption spectral data have been reported for such three-member cyclic bromonium ions¹⁶⁹. The isolation of the stable bromonium ion salt (**121**) in the reaction of adamantylideneadamantane with bromine has also been reported¹¹⁹. The addition of the highly-polarized complex BrCN-SbF_5 in SO_2 as an electrophilic brominating agent to 2,3-dimethylbutene-2, forms



the bridged ion **122** whose p.m.r. spectrum is identical with the ion prepared by the ionization of 1,2-dibromo precursors (equation 65)¹²⁰. This result is consistent with the idea that the bridged bromonium ion **122** is formed in the bromination of 2,3-dimethylbutene-2.



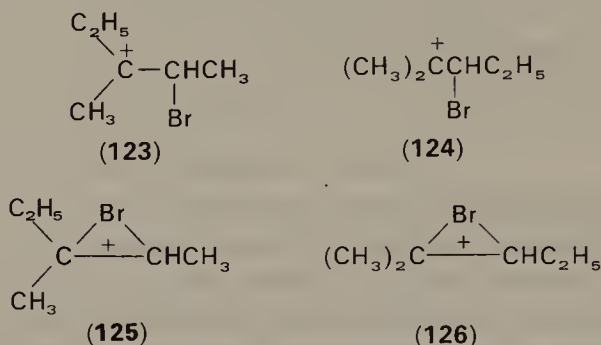
Yates and McDonald¹⁷⁰ have used a thermochemical-kinetic method to probe the structure of the rate-determining transition state. They found that the initial enthalpy difference between pairs of *cis-trans* isomeric alkenes was increased at the bromination transition state. These results were interpreted as evidence for a bridged rate-determining transition state. This interpretation has since been challenged¹⁷¹.

The results of extended Hückel calculations on the bromine-ethylene system lead to the conclusion that the bromonium ion is more stable than the classical open ethyl carbonium ion^{89,172}. However, 'these data strongly suggest that a classical carbonium ion is likely to result only in cases where stabilization is possible through other groups attached directly to the positively charged carbon'⁸⁹. Thus certain structural features in the alkene may cause the electronic structure of the intermediate and the rate-determining step leading to it to resemble an open rather than a bridged ion. To discover what these structural features are, it is necessary to examine in detail the product stereochemistry and rates of bromination of a wide variety of alkenes.

The best evidence for the structure of the rate-determining transition state is available from the work of Dubois¹⁴⁸. The data are given in Table 4. The alkenes are arranged in groups of three, each one of which contains the same substituents about the carbon-carbon double bond. Only the positions of the substituents are different for the three alkenes in any group. When analysed in this way it is clear that the effect of simple alkyl substituents on the rate of bromination is independent of their position on the carbon-carbon double bond. Such results are in contrast to those of alkene hydration and provide evidence for a bridged rate-determining transition state for simple alkenes.

While the rates of bromination of the isomers are similar, it should be noted that the 1,1-disubstituted ethylene reacts faster than either its *cis* or *trans* isomer in six of the seven examples given in Table 4. This implies that the bromonium ion formed in the addition to the 1,1-disubstituted ethylene is unsymmetrical and that the distribution of charge on the two carbon atoms is unequal.

While the data for the tri- and tetra-substituted alkenes can be analysed in this way, the conclusions are not as clear. The reason is that the difference in energy between **123** and **124** should not be much more than that between bridged ions **125** and **126**. Consequently the similarity in the rates of



bromination to the three positionally tri- or tetra-substituted isomeric alkenes does not automatically rule out an open-ion-like, rate-determining transition state.

Data on the stereochemistry of the products of bromination of alkenes are very limited. Yates found that the addition to simple alkenes is *anti*-stereospecific¹⁵⁵ while addition to *trans*-1,2-di-*t*-butylethylene gave rearranged products. The bromination of *Z*- and *E*-3,4-dimethyl-2-pentene is non-stereospecific²⁸⁵. For simple alkenes the product stereochemistry is in accord with a bridged product-determining transition state. As the alkene becomes more complex, either by increasing the number of substituents on the double bond or by increasing the complexity of the substituents, the limited data indicate that the products are no longer formed by an *anti*-stereospecific addition. Thus it appears that open ions may be involved in the reaction path prior to the product-determining step of the bromination of these latter compounds.

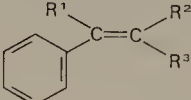
Rolston and Yates¹⁵² have measured the rates of bromination of styrene and its seven, side-chain, methyl-substituted derivatives **127**–**134** in acetic acid. The results are given in Table 5. The observed rate constants (which are composites of the molecular bromine and tribromide terms) show no simple dependence on the methyl groups attached to the double bond, in contrast to the results of bromination of the ethylene system. It was observed that the α -methyl substitution gives significant rate enhancements whereas β -substitution produces little or no effect. These results, plus the ρ^+ value of -4.21 for the rate addition of molecular bromine in acetic acid to eight *meta* and *para* styrenes, lead to the conclusion that the rate-determining transition state has an unsymmetrical charge distribution, most of the charge being developed at C_α with little delocalization onto C_β or bromine. This view is supported by the very small ($k_{\text{H}}/k_{\text{D}} =$

TABLE 4. Rates of bromination of sets of alkenes containing the same substituents

Alkene	$k_g \times 10^4$ ^a	Alkene	$k_g \times 10^4$ ^a
$(CH_3)_2C=CH_2$	16.4	$n\text{-Pr}(CH_3)C=CH_2$	16.3
(c) $CH_3CH=CHCH_3$	7.78	(c) $n\text{-PrCH=CHCH}_3$	8.75
(t) $CH_3CH=CHCH_3$	5.08	(t) $n\text{-PrCH=CHCH}_3$	5.15
$C_2H_5(CH_3)C=CH_2$	26.8	$n\text{-Bu}(CH_3)C=CH_2$	23.8
(c) $C_2H_5CH=CHCH_3$	12.6	(c) $n\text{-BuCH=CHCH}_3$	14.6
(t) $C_2H_5CH=CHCH_3$	7.99	(t) $n\text{-BuCH=CHCH}_3$	8.42
$i\text{-Pr}(CH_3)C=CH_2$	9.74	$C_2H_5CH=CH(CH_3)_2$	600
(c) $i\text{-PrCH=CHCH}_3$	4.64	$Z\text{-}C_2H_5(CH_3)C=CHCH_3$	454
(t) $i\text{-PrCH=CHCH}_3$	3.60	$E\text{-}C_2H_5(CH_3)C=CHCH_3$	475
$t\text{-Bu}(CH_3)C=CH_2$	2.94	$CH_3CH=CH(C_2H_5)_2$	330
(c) $t\text{-BuCH=CHCH}_3$	3.90	$Z\text{-}C_2H_5(CH_3)C=CHC_2H_5$	760
(t) $t\text{-BuCH=CHCH}_3$	3.60	$E\text{-}C_2H_5(CH_3)C=CHC_2H_5$	660
$(C_2H_5)_2C=CH_2$	27	$(C_2H_5)_2C=CH(CH_3)_2$	940
(c) $C_2H_5CH=CHC_2H_5$	19.5	$Z\text{-}C_2H_5(CH_3)C=C(CH_3)C_2H_5$	2390
(t) $C_2H_5CH=CHC_2H_5$	11.1	$E\text{-}C_2H_5(CH_3)C=C(CH_3)C_2H_5$	2200

^a Rates measured in methanol containing 0.2 M-NaBr at 25 °C¹⁴⁸.

TABLE 5. The rates of bromination of styrene and its side-chain, methyl-substituted derivatives in acetic acid at 25 °C

	R ¹	R ²	R ³	<i>k</i> _{obs} (l mol ⁻¹ s ⁻¹)
127	H	H	H	11.2 ± 0.1
128	H	H	CH ₃	12.3 ± 0.8
129	H	CH ₃	H	8.89 ± 0.1
130	CH ₃	H	H	680 ± 20
131	H	CH ₃	CH ₃	14.7 ± 0.2
132	CH ₃	CH ₃	H	300 ± 20
133	CH ₃	H	CH ₃	61.7 ± 0.4
134	CH ₃	CH ₃	CH ₃	56.0 ± 0.3

0.98 ± 0.01) secondary isotope effect observed in the bromination of *trans*-1-phenylpropene- α -*d*₁ in acetic acid¹⁵¹.

The product distribution and stereochemistry of bromine addition to the styrenes **127–134** was also investigated by Rolston and Yates in acetic acid¹⁵⁵. The data are presented in Table 6.

The styrenes generally form substantial amounts of acetoxy bromides as well as the expected 1,2-dibromides. The acetoxy bromides are the 1-acetoxy-2-bromo compounds with one exception; β,β -dimethylstyrene which gives 5.3% of the 2-acetoxy-1-bromo compound. The additions to the styrenes are non-stereospecific although *anti* addition is favoured. This is in marked contrast to the addition to *cis*- and *trans*-2-butene. Similar product stereochemistry has been observed by Fahey and Schneider for the bromination of 1-phenylpropene and *trans*-anethole in carbon tetrachloride¹⁷³. These results are taken as evidence that the intermediates in the bromination of styrenes resemble a weakly bridged benzylic-like ion (**135**). This leads to the conclusion that the product-determining transition state also has a weakly-bridged structure.

The effect of added salts on the product composition and stereochemistry of bromination of styrenes **127–134** provides evidence that more than one intermediate is involved after the rate determining step. The relevant data are presented in Table 7. Added lithium bromide suppresses acetoxy bromide formation and increases the stereospecificity of dibromide formation. Both sodium acetate and lithium perchlorate increase acetoxy bromide formation. Lithium perchlorate markedly decreases the stereospecificity of acetoxy bromide formation from *cis*-1-phenylpropene, but has little effect on the stereochemistry of the dibromide from either *cis*- or *trans*-1-phenylpropene or 2-phenyl-2-butenes. These results are interpreted in terms of a mechanistic scheme involving both intimate and

TABLE 6. Product distribution and stereochemistry of the bromination of styrene and side-chain methyl-substituted styrenes

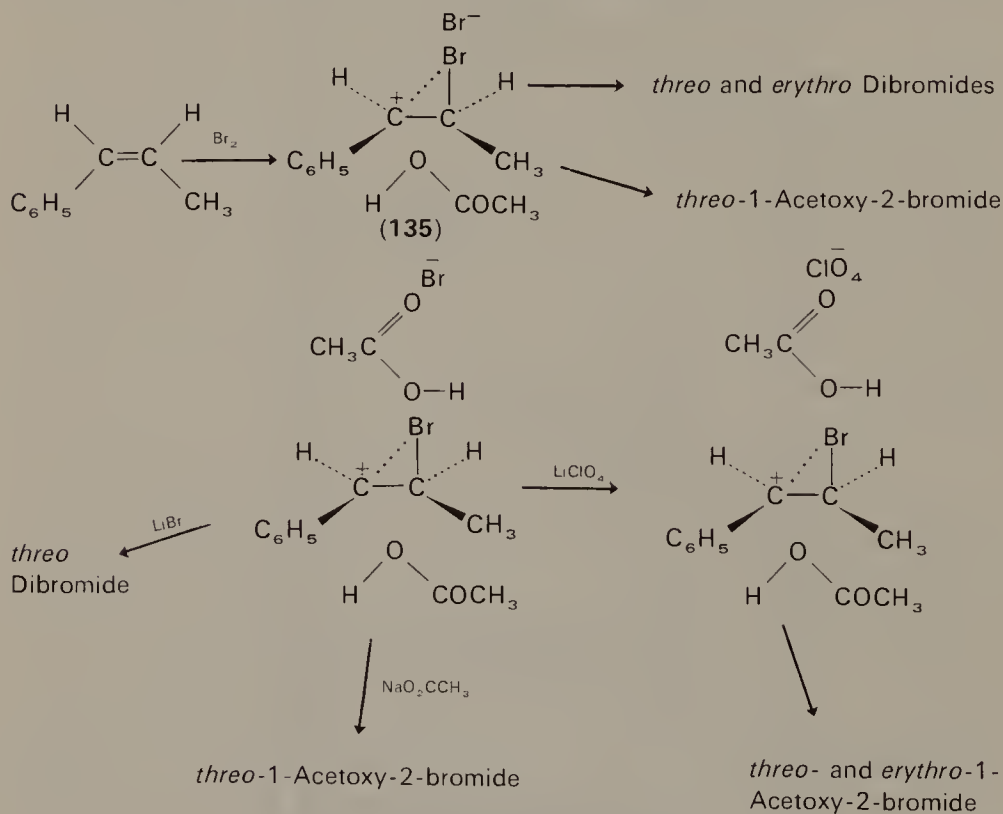
Alkene	1,2-Dibromo	Product ^a (%)			
		1-acetoxy 2-bromo	2-acetoxy 1-bromo	<i>anti</i> 1-acetoxy 2-bromo	<i>anti</i> Dibromide
127	79.8	20.2	0	—	—
128	76.6	23.4	0	95	73
129	80.4	19.6	0	95	83
130	98.0	2	0	—	—
131	79.0	15.7	5.3	—	—
132	82			—	68
133	88			—	63
134	96			—	—

^a The product distributions reported here were determined under conditions close to those employed for the kinetic measurements.^b Structures of acetoxy bromides were not investigated.

TABLE 7. Dependence of stereochemistry and product formation on added salts

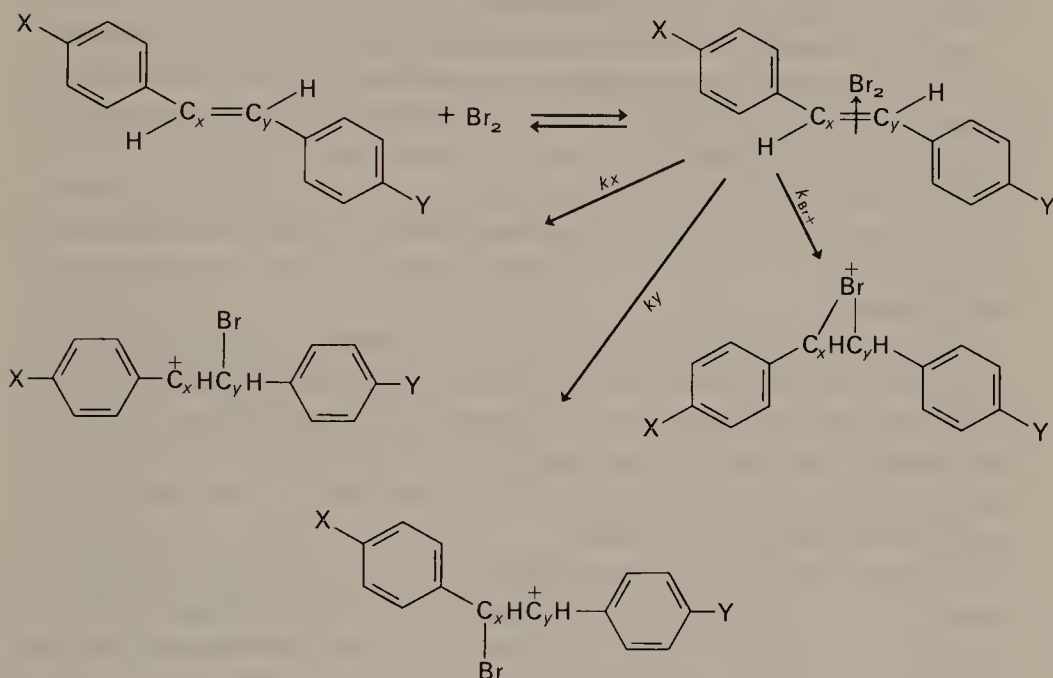
Alkene	Added salt (0.1 M)	Acetoxy bromide (%)	<i>anti</i> Acetoxy bromide (%)	<i>anti</i> Dibromide (%)
127	LiBr	16.5	—	—
127	NaOAc	27.8	—	—
127	LiClO ₄	32.5	—	—
128	LiClO ₄	38.7	67	77
128	LiBr	—	—	95
129	LiClO ₄	36.7	95	86
130	LiClO ₄	2	—	—
131	LiClO ₄	33	—	—
132	LiClO ₄	21	—	71
133	LiClO ₄	15	—	56
134	LiClO ₄	16	—	—

solvent-separated ion pairs in which the cations resemble weakly bridged rather than open benzylic carbonium ions as illustrated in Scheme 3.



SCHEME 3.

Ruasse and Dubois have measured the rates of bromination of a large number of *trans*-stilbenes substituted in one or both phenyl rings^{171,174,175}. The kinetic data, which span a range of 10^7 , are interpreted in terms of the three-path addition mechanism outlined in Scheme 4. The three paths are



SCHEME 4.

one involving a bromonium ion k_{Br^+} , one leading to the carbonium ion at C_x, k_x , and one leading to the carbonium ion at C_y, k_y . Depending upon the substituents and the solvent the reaction can take one, two or all three paths. For electron-donating substituents in carbon tetrachloride, a linear free energy relationship is observed (equation 66). This result indicates that

$$\log k/k_0 = \rho \sum \sigma \quad (66)$$

the rate-determining transition state is bridged and that the first charged intermediate is a bromonium ion.

In methanol, no such linear free-energy relationship is found. Rather the relationship shown in equation (67) is obtained by application of the Hammett equation to the carbonium ion pathways. The quantities ρ_α and ρ_β are the reaction constants for aryl substituents α and β to the charge

$$\log [(k_x + k_y)/k_0] = \log [10^{\rho_\alpha \sigma_x^+ + \rho_\beta \sigma_y} + 10^{\rho_\alpha \sigma_y^+ + \rho_\beta \sigma_x}] \quad (67)$$

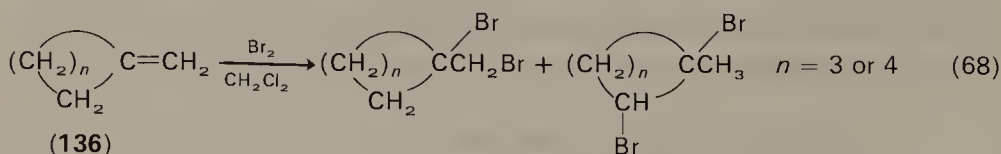
centre respectively. Values of -5.1 and -1.4 have been obtained for ρ_α and ρ_β respectively by using sets of compounds for which two of the three pathways can be neglected. Application of these values to compounds for which k_x and k_y are comparable results in reasonable agreement between calculated and experimental reactivities.

From these results it has been concluded that in methanol stilbenes containing strongly electron-donating substituents such as methoxyl groups react by an open carbonium ion path and their rate-determining transition state resembles this open carbonium ion. Stilbenes containing strongly electron-withdrawing substituents such as nitro or trifluoromethyl groups react by a bromonium ion path and their rate-determining transition states are bridged. For other stilbenes reaction occurs by more than one path.

For the monosubstituted stilbenes, the regioselectivity of the products agrees with the calculated relative importance of each pathway¹⁷⁵. Unfortunately, similar results as well as product stereochemistry have not been reported for any of the disubstituted stilbenes. As a result it is impossible to draw any conclusions regarding the product determining transition state(s) from this work.

The kinetic data for the bromination of cyclic alkenes are given in Table 8. The data of Pritzkow's¹⁷⁶ group are the result of competition experiments and are of limited value since the kinetic order of the reaction cannot be determined. The data of Dubois and Fresnet¹⁷⁷ were obtained by direct kinetic measurements and the rate law is overall second order. From the data we can conclude that cyclohexenes react slightly slower than *cis*-1,2-disubstituted ethylenes. Furthermore substituents in the axial positions at carbons 4 and 5 of the cyclohexene ring can retard the rate of bromination significantly. These results are interpreted in terms of a transannular steric interaction between these substituents and the bromine molecules in the rate-determining transition state.

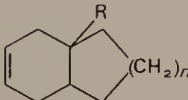
Anti-stereospecific bromination of cyclohexene to form *trans*-1,2-dibromocyclohexane is well documented¹⁷⁸. Some cyclic alkenes, like cyclodecene and cyclodecadiene form products of transannular rearrangement^{179,180}. The bromination of disubstituted terminal alkenes such as methylenecyclohexane (**136**) gives products in which double bond migration has occurred (equation 68). Thus methylenecyclohexane forms 32%

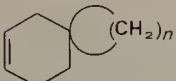


1,2-dibromo-1-methylcyclohexane and 68% 1-bromo-1-bromomethylcyclohexane¹⁸¹. The formation of 1,2-dibromo-1-methylcyclohexane is explained by competing allylic bromination which produces hydrogen bromide. This then converts the terminal alkenes into their more-stable internal isomer which then adds bromine¹⁸¹.

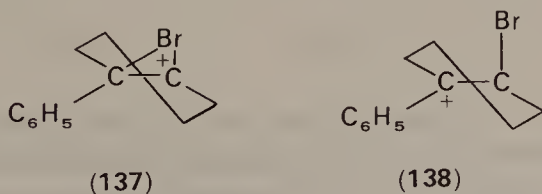
TABLE 8. Rates of bromination of cyclic alkenes in methanol at 25 °C

Alkene	k_{rel}	$k_2 \times 10^4$ ($\text{l mol}^{-1} \text{ min}^{-1}$)	Reference
Cyclohexene	1.0	68	176, 177
Cyclopentene	3.5	—	176
Cycloheptene	5.7	—	176
Cyclooctene	0.03	—	176
Cyclooctadiene-1,5	0.43	—	176
1-Methylcyclohexene	7.3	—	176
Methylenecyclohexane	8.6	—	176
Vinylcyclohexane	0.039	—	176
<i>cis</i> -2-Butene	1.7	—	176
<i>cis</i> -2-Pentene	2.7	—	176
4,4-Dimethylcyclohexene	0.1	6.8	177
4-Methylcyclohexene	0.84	57	177
4-Ethylcyclohexene	0.94	64	177
4- <i>t</i> -Amylcyclohexene	1.3	85	177
Bicyclo[2.2.2.]octene	0.44	30	177

	n	R			
	2	H	0.16	11	177
	3	H	0.53	36	177
	4	H	1.18	80	177
	4	CH ₃	0.026	1.8	177

					
	4		0.10	6.8	177
	5		0.082	5.6	177

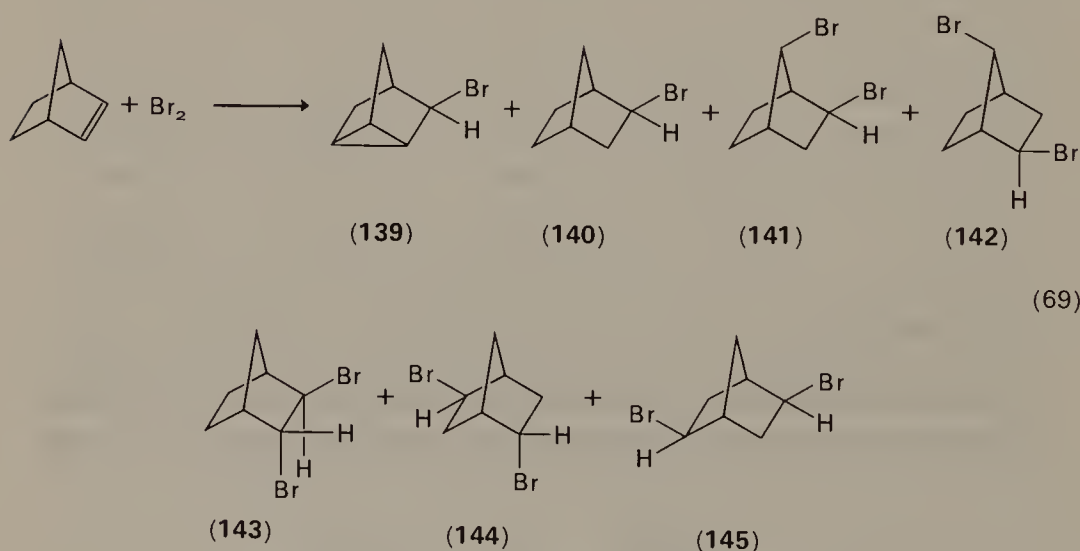
The bromination of 1-phenylcyclohexene, like that of *cis*-1-phenylpropene is non-stereospecific although *anti* addition is favoured¹⁸². Since rotation about the carbon-carbon bond in the intermediates **137** or **138**



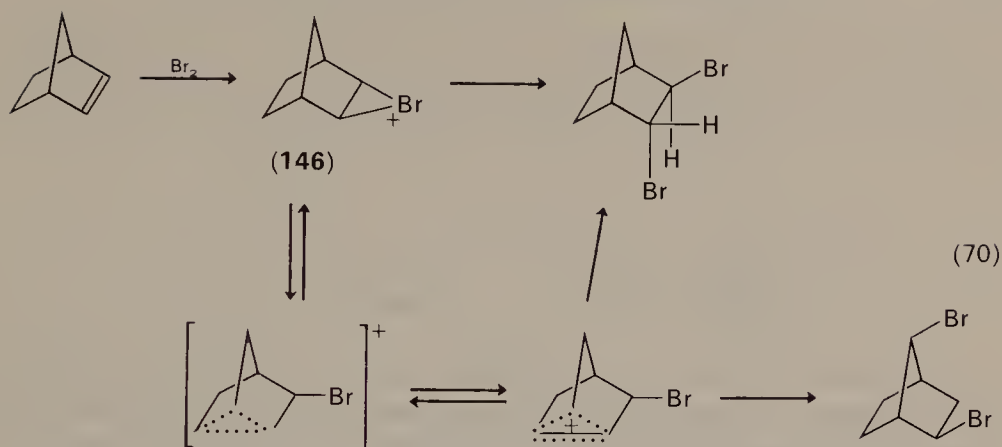
is impossible, this result is evidence that *syn* addition can occur by direct collapse of an intimate ion-pair intermediate.

Despite the limited rate data available for the bromination of cyclic alkenes, it is possible to draw certain conclusions regarding the rate- and product-determining transition states. These conclusions follow from the similarities between the stereochemistry of the product of bromination of cyclic and acyclic alkenes. The *anti*-stereospecific addition observed for cyclohexene and many of its non-conjugated derivatives is identical to that observed for simple acyclic alkenes. It seems reasonable therefore to postulate a bridged rate- and product-determining transition state for both types of alkenes. The non-stereospecific bromination of both 1-phenylcyclohexene and *cis*-1-phenylpropene can be explained by a benzylic-like or a weakly-bridged, benzylic-ion like rate- and product-determining transition state. Further speculation regarding the rate- and product-determining transition states of bromination of other cyclic alkenes is impossible at this time.

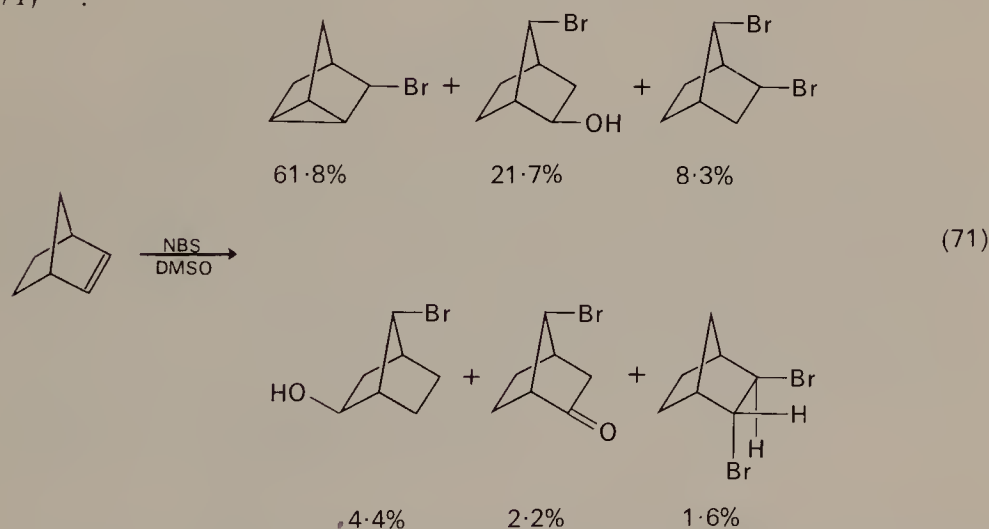
The studies carried out on the bromination of norbornene have been more concerned with the nature of the products than with the rates of addition. The reinvestigation of the ionic bromination of norbornene revealed that bromonortricyclene (**139**), 2-*exo*-bromonorbornane (**140**), **141** and **142** are the major products, and **143**, **144** and **145** are the minor products formed under kinetic control (equation 69)¹⁸³. By the use of



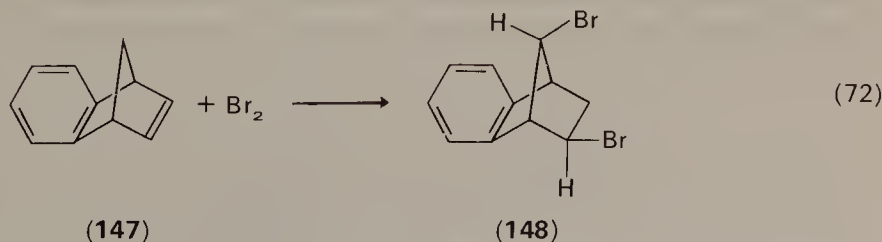
5,6-¹⁴C-norbornene it was found that **143** is formed by two ionic pathways: one from the bromonium ion **146** and the other from the cation formed by a 6,1-hydride shift (equation 70). Six products have also been found in the



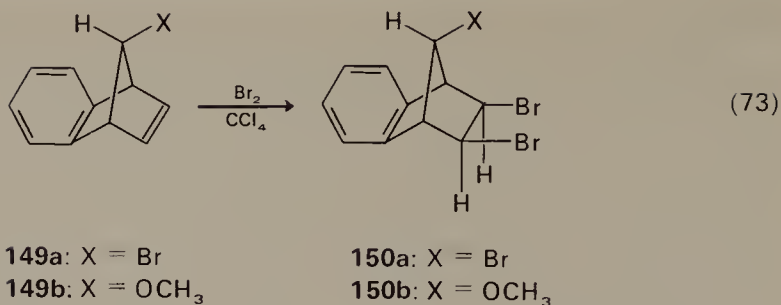
reaction of norbornene with NBS in moist dimethyl sulphoxide (equation 71)¹⁸⁴.



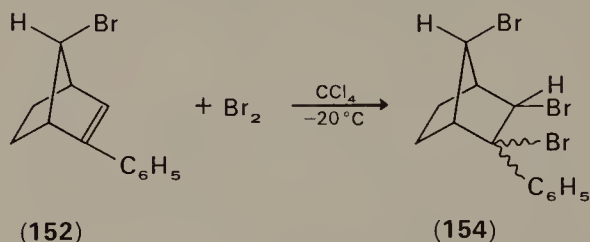
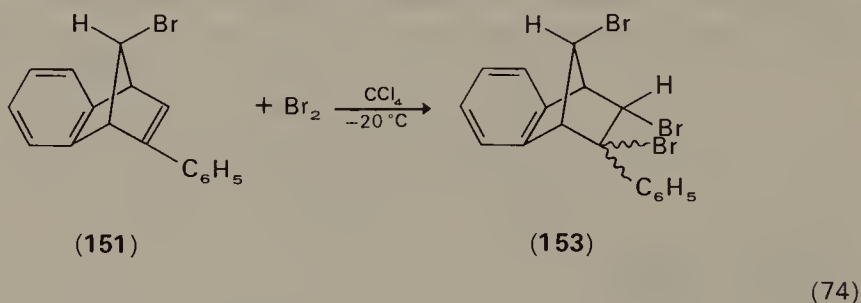
The stereochemistry of the products of bromination of substituted norbornenes depends greatly upon the nature and position of the substituents. Bromination of benzonorbornadiene (**147**) proceeds with rearrangement to form *exo*-5-*anti*-7-dibromobenzonorbornene (**148**) (equation 72)¹⁸⁵. In contrast *anti*-7-bromo (**149a**) and *anti*-7-methoxy-



benzonorbornadiene (**149b**) add bromine in CCl_4 to form the *syn*-*exo* adducts **150a** and **150b** respectively without rearrangement (equation 73).



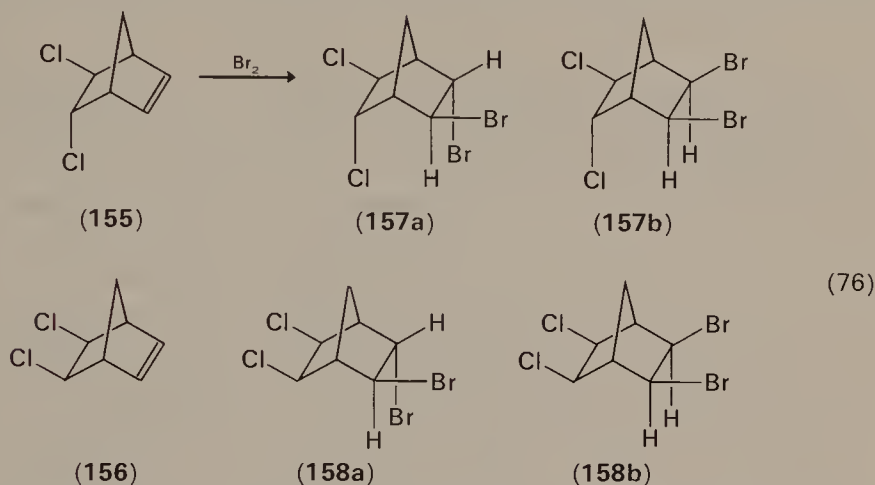
Bromination of *anti*-7-bromo-5-phenylbenzonorbornadiene (**151**) and *syn*-7-bromo-2-phenylnorbornene (**152**) form products **153** and **154** respectively (equation 74)¹⁸⁶. The *exo* hydrogen on carbon-3 of **154** and



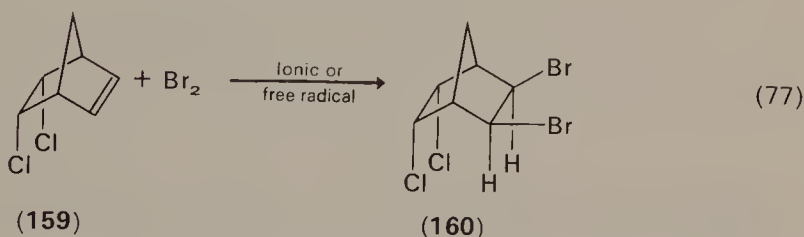
carbon-6 of **153** suggest that initial electrophile approach is *endo*. The presence of a phenyl group on the double bond clearly alters the factors that favour *exo* approach of the electrophile in non-phenyl-substituted norbornenes.

Anti stereospecific addition of bromine to 7-norbornenone has been observed to form *trans*-2,3-dibromo-7-norbornanone (equation 75)¹⁸⁷.

Similarly *anti* stereospecific addition occurs to *trans*-(**155**) and *exo-cis*-5,6-dichloronorbornene (**156**) to form **157a** and **158a** respectively (equation 76)¹⁸⁸. Under free radical conditions, bromination produces substantial



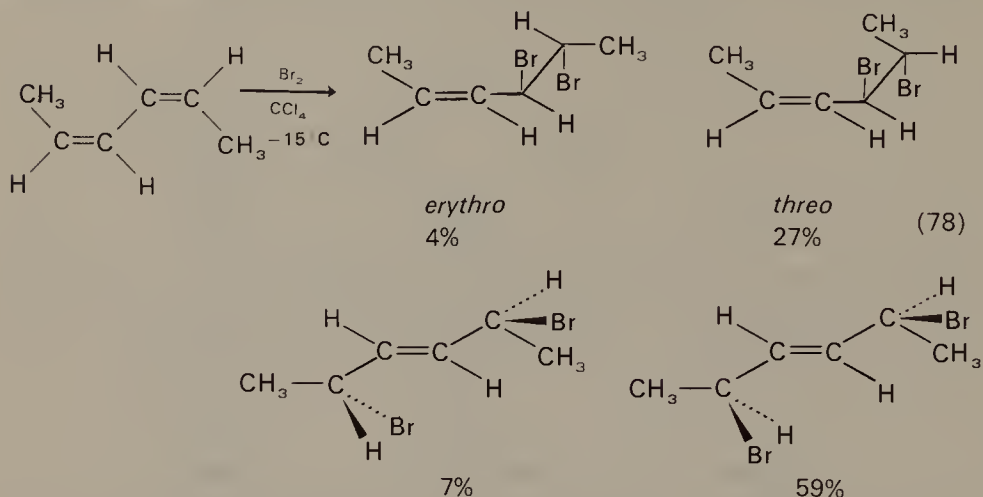
amounts of the *cis-exo* dibromo adducts **157b** and **158b**. The results of ionic bromination are consistent with *exo* attack by the bromine and bridged rate- and product-determining transition states. The importance of the steric effect of the *endo* chlorine in the product-determining transition state is evident from the fact that only **157a** is formed. None of the isomeric 2-*endo*-3-*exo*-dibromo-5-*exo*-6-*endo*-dichloronorbornane is formed. This steric effect may be responsible for the fact that 5,6-*cis-endo*-dichloronorbornene (**159**) adds bromine *syn-exo* under both free-radical and ionic conditions to form **160** (equation 77)¹⁸⁹.



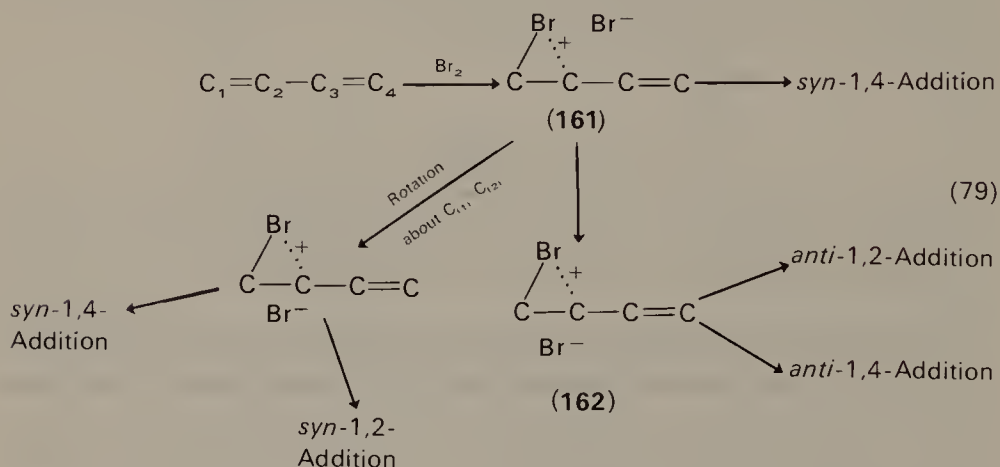
The experimental results of the bromination of norbornene and its non-conjugated derivatives can be explained by a bridged bromonium ion as the first intermediate to be formed. However, it is not clear what factors govern whether this ion is formed by *exo* or *endo* attack. Further work is also necessary to determine how *exo-syn* addition occurs.

The stereochemistry of the dibromides formed from the bromination of cyclopentadiene, 1,3-cyclohexadiene and (*Z, Z*)-, (*E, Z*)-, and (*E, E*)-2,4-Heasley and coworkers¹⁹⁰. The stereochemistry of 1,2-addition to the

2,4-hexadienes was found to be *anti* stereoselective (69–91 %). The stereochemistry of 1,4-addition was found to be primarily *syn* (equation 78). The



1,4-dibromides consist predominantly of the *trans* isomer¹⁹¹. Heasley has proposed the mechanism in equation (79) to account for these results. In this mechanism a bromine molecule attacks one of the double bonds to form a bromonium ion–bromide ion pair (**161**). Both the 1,2- and 1,4-adducts can arise from this same intermediate. *syn*-1,4-Addition results by



an S_N2' attack on carbon atom 4 while reorientation of the counter ion to form intermediate **162** would result in *anti*-1,2- and 1,4-addition. Rotation about the $C_{(1)}-C_{(2)}$ bond or direct *syn* collapse of the ion pair **161** would result in *syn*-1,2-addition. As expected from this mechanism, when the

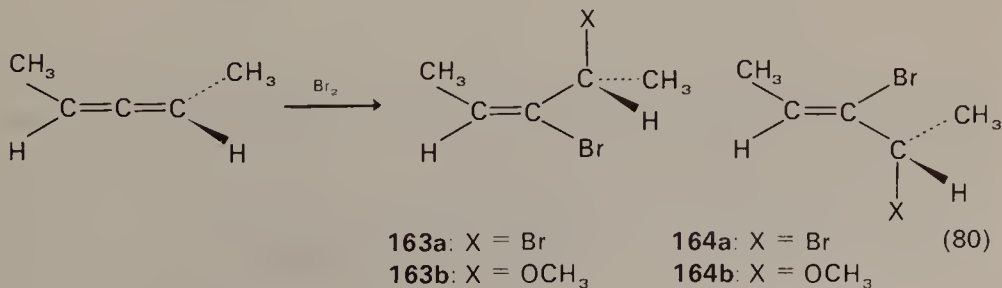
ratio of 1,4- to 1,2-addition is particularly large, as in the case of addition to 1,3-cyclohexadiene and (Z,Z)-2,4-hexadiene in CCl_4 and CH_2Cl_2 , the stereospecificity of 1,4-addition is also high. However in the cases where 1,2-addition is more rapid, the amount of *anti*-1,4-addition product increases.

Stereospecific *anti*-1,2-addition to a conjugated diene has been observed¹⁹². Thus bromine addition to the 3,4-bond of 1,3-pentadiene is *anti*-stereospecific in contrast to the results with the 2,4-hexadienes. This change in stereochemistry may be due to the extent of charge delocalization into the vinyl group of the intermediate.

While no investigations into the kinetics have been carried out, the bromine concentrations used are in the range in which overall third-order kinetics would be expected. It should be noted that the double bond initially attacked is the one which would be predicted on the basis of the kinetic results of Dubois¹⁴⁸. Thus the double bond with most electron-releasing substituents reacts the fastest while the *cis* reacts in preference to the *trans* double bond. The products of bromination of conjugated dienes and of 1-phenylpropene are similar in two respects. Both form 1,2-adducts with predominantly *anti* stereochemistry and form acetoxy bromides in acetic acid in a regiospecific Markownikoff manner. The product composition is in accord with a mechanism involving cationic intermediates with unsymmetrically bridged structures which implies that the rate- and product-determining transition states have similar structures.

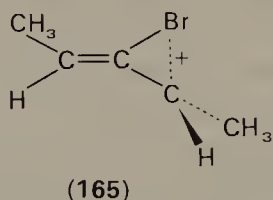
The treatment of 6,6-diphenylfulvene with 1 molar equivalent of bromine in carbon tetrachloride or cyclohexane forms predominantly *trans*-1,2-dibromo-1,2-dihydro-6,6-diphenylfulvene^{192a}. Addition of a second mole of bromine forms *trans,trans,trans*-1,2,3,4-tetrabromo-1,2,3,4-tetrahydro-6,6-diphenylfulvene. The formation of products by *anti* addition of bromine to 6,6-diphenylfulvene is indicative of olefinic rather than aromatic character.

The bromination of 2,3-pentadiene in CCl_4 forms a mixture of 20% *cis*- and 80% *trans*-3,4-dibromo-2-pentene (**163a** and **164a** respectively). In

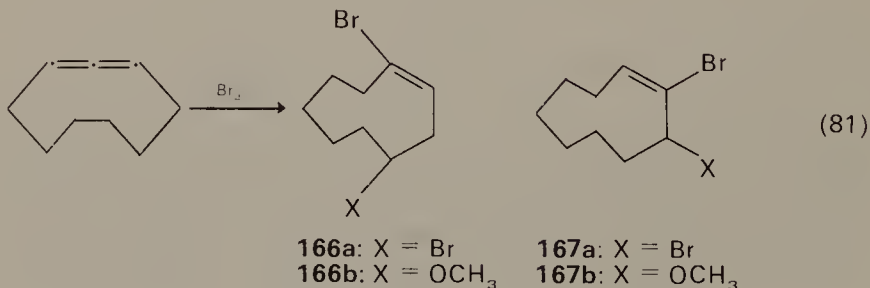


methanol, bromine reacts with 2,3-pentadiene to give 3-bromo-4-methoxy-2-pentene as the major product (85%) formed as a 20:80 *cis-trans* mixture (equation 80). The minor products were the corresponding dibromo products **163a**, **164a**¹⁹³. The orientation of bromine to 2,3-pentadiene is similar to that observed with allene in that the electrophile bonds to the central carbon, and the nucleophile (Br^- or hydroxylic solvent) adds to the terminal carbon¹⁴¹.

The bromination of optically-active 2,3-pentadiene gives optically-active adducts **163a**, **164a** in CCl_4 and **163b**, **164b** in methanol. The addition is *anti* based upon the configurational relationship between the dissymmetric allene and the asymmetric adducts. These results suggest that the adducts are formed from dissymmetric reaction intermediates such as a bridged bromonium ion **165**.



The bromination of 1,2-cyclononadiene in CCl_4 at 30°C yields 85% of a 61:39 mixture of *cis*-2,3-(**167a**) and *cis*-1,4-dibromocyclononene (**166a**). The latter compound is formed by 1,5-transannular hydride shift. Bromination in methanol yields 78% of **166b** and **167b** in the ratio of 68:32. Bromination in methanol of partial resolved *R*-(+)-1,2-cyclononadiene yields optically active **167b**, also with the *R* configuration (equation 81)¹⁹⁴. This result means that bromination in methanol is a stereoselective *anti* addition similar to that found for the bromination of 2,3-pentadiene. The degree of stereoselectivity of the addition could not be determined since the optical purity of the products is not known. These results are consistent with a bridged bromonium ion. It is interesting to note that hydride transfer occurs stereoselectively to form the optically-active products **166a** and **166b** in CCl_4 and methanol respectively.

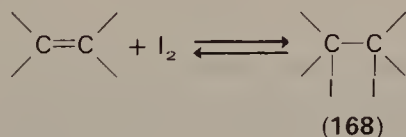


The bromination of phenylallene in non-polar solvents such as CS_2 forms primarily 2,3-dibromo-3-phenylpropene which rapidly isomerizes to 2,3-dibromo-1-phenylpropene²⁹².

In summary, the structure of the intermediates in the mechanism of the addition of bromine to alkenes depends upon the alkene structure. For simple non-conjugated alkenes, the data are consistent with a bridged rate-determining transition state leading to a bromonium ion intermediate. The transition state leading to the 1,2-dibromide product is also bridged. For alkenes capable of forming resonance-stabilized cations, the structure of the intermediate(s) is not as well defined. Rate-determining formation of both open α -bromocarbonium ions and weakly-bridged bromonium ions have been postulated. While many conclusions about the mechanism of bromination can be reached from the available data, many gaps in our knowledge remain to be filled.

D. Iodine

The addition of iodine to alkenes in solution to form diiodides (168) can occur by either an ionic or a free-radical mechanism^{195,196}. The change in



free energy for iodination of alkenes is usually small. Consequently an equilibrium is established and incomplete conversion of the alkene to the diiodide is usually observed. The position of the equilibrium depends upon the structure of the alkene, the solvent and the temperature¹⁹⁷.

The rate law for the addition of iodine is complex. Terms, second, third and fourth order overall have been identified (equation 82). The overall fourth-order term, first order in alkene and third order in iodine, is

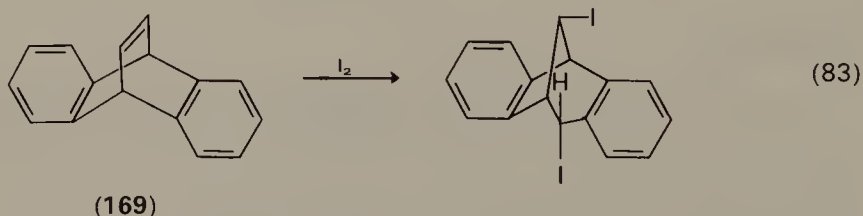
$$\frac{-d[\text{I}_2]}{dt} = (k_2[\text{I}_2] + k_3[\text{I}_2]^2 + k_4[\text{I}_2]^3)[\text{Alkene}] \quad (82)$$

important in non-polar solvents such as chlorobenzene, CCl_4 and CS_2 while the overall third-order term is important in acetic acid, isobutyl ether and nitrobenzene¹⁹⁸⁻²⁰¹. The overall second-order term has been reported for the iodination of cyclohexene in a number of solvents²⁰². The terms second and third order in iodine have been explained either by electrophilic attack by molecules of iodine complexing together (I_4 or

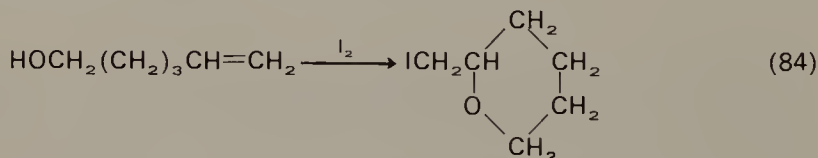
I_6)^{200–203} or by additional molecules of iodine assisting in the breaking of the iodine–iodine bond in the rate-determining transition state²⁰⁹ to form the known I_3^- and I_5^- ions²⁰⁴. Such assistance would be of particular importance in solvents which solvate iodine poorly. Higher order terms in the rate law for bromination are also observed and are explained in a similar manner.

The presence of a charge-transfer complex prior to diiodide formation has been inferred from spectral data^{205,206}. The low (sometimes negative) temperature coefficient of iodination is consistent with a reaction in which the formation of a reversible preequilibrium charge-transfer is partially reversed by an increase in temperature.

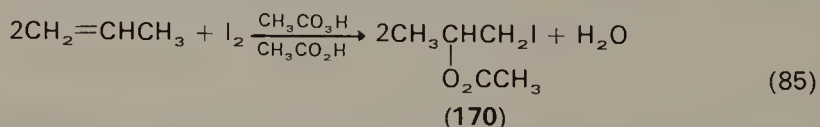
The limited data available regarding the effect of alkene structure on the rate of iodination are in accord with an electrophilic addition mechanism^{197,198}. The observation of a rearranged product in the iodination of 9,10-dihydro-9,10-ethenoanthracene (**169**, equation 83)²⁰⁷ and a cyclic



product from iodination of hex-5-enol-1 (equation 84)²⁰⁸ are consistent with a mechanism involving a cationic intermediate.

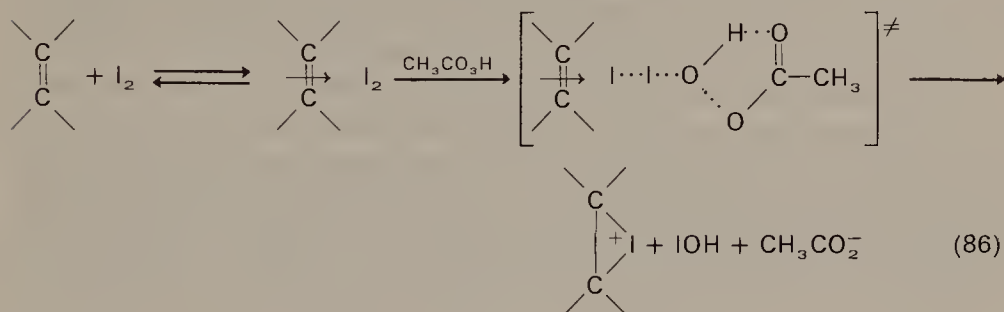


The reaction of propene with a mixture of iodine and peracetic acid in a mixed solvent of acetic acid and ethyl ether has been found to give 1-iodo-2-acetoxyp propane (**170**) in 54–80% yield (equation 85)²⁰⁹. The rate



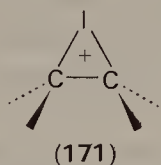
law of this iodoacyloxylation reaction is overall third order; first order in alkene, iodine and peracetic acid. Under the same conditions the rates of (i) epoxidation of propene by peracetic acid, (ii) addition of iodine in the absence of peracetic acid, and (iii) the reaction of iodine and peracetic acid to form acyl hypoiodite are all slower than the iodoacyloxylation reaction.

These results rule out mechanisms involving, as intermediates, (i) propylene oxide, (ii) 1,2-diiodopropane, and (iii) acyl hypoiodite. A mechanism involving rate-determining attack by peroxyacetic acid on the charge-transfer complex to form an iodonium ion has been proposed (equation 86).



Under equivalent conditions cyclohexene reacts to give presumably the *trans*-1-iodo-2-acetoxycyclohexane²¹⁰. The stereochemistry was not, however, unambiguously determined.

A bridged iodonium ion structure (171) for the cationic intermediate has often been proposed. The evidence for such a structure is based on limited



data however. Evidence for such a structure in the addition reaction is available from the fact that the iodination of (*R*)-(-)-2,3-pentadiene in methanol²¹¹ yields (-)-*trans*-3-iodo-4*S*-methoxy-2-pentene (plus a small amount of the *cis* isomer) by *anti* addition. While iodonium ions, formed by neighbouring group participation, have been shown to be intermediates in nucleophilic displacement reactions and their existence and bridged structure has been established by n.m.r., their presence on the reaction coordinate of the iodination of most alkenes is not well established.

The situation is complicated by the fact that free-radical iodination forms diiodo adducts by *anti*-stereospecific addition. Thus Skell²¹² found that the reaction of iodine with *cis*- and *trans*-2-butene forms *dl*- and *meso*-2,3-diiodobutane respectively when irradiated at -40°C. Similar results have been found by Ayres²¹³ for the addition of ¹³¹I labelled iodine to *cis*- and *trans*-2-pentene. The rate law is fractional order with respect to iodine in the presence of excess alkene (equation 87). Such rate

$$\frac{-d[\text{I}_2]}{dt} = k[\text{I}_2]^{3/2} \quad (87)$$

laws are often found for free-radical reactions and serve to distinguish between the ionic and free-radical mechanisms.

It is interesting to note that Ayers found that the diiodo products did not decompose to the alkene and iodine upon distillation in the dark. This indicates that these compounds, in the absence of iodine, are stable with regard to disproportionation to the alkene and iodine.

The mechanism and stereochemistry of ionic iodination has often been inferred by assuming a similarity between iodination and the additions of iodine halides, iodine isocyanate and other iodine-containing electrophiles. There are insufficient data on the effect of alkene structure on the rate and stereochemistry of the ionic addition of iodine to justify this assumption.

IV. INTERHALOGENS

The variation in electronegativity among the halogens makes possible the combination of one halogen with another to form an interesting series of compounds known as the interhalogens. Whereas the kinetics and mechanism of the reaction of bromine and chlorine with alkenes have received considerable attention, much less is known about the electrophilic addition of the interhalogens. The reaction of ICl and IBr with alkenes has been known for almost a century to yield vicinal iodo chlorides and bromides respectively²¹⁴⁻²²¹. Based on this reactivity both ICl and IBr have received attention in the analytical determination of carbon-carbon double bonds²²²⁻²³¹.

Of the various possible combinations of binary interhalogens only ClF, ICl and IBr appear to be well defined compounds²³²⁻²³⁵. Chlorine monofluoride may be prepared by the reaction of fluorine with chlorine at 220-250 °C²³⁶⁻²³⁸ or the reaction of chlorine trifluoride with chlorine at 250-350 °C^{239,240}. Similarly ICl and IBr are, in general, prepared from equimolar mixtures of the parent halogens.

A. Bromine and Iodine Monofluoride

Bromine monofluoride and iodine monofluoride have not been isolated as pure substances²⁴¹⁻²⁴⁴. Bromine monofluoride is reportedly stable at low temperatures (≤ 0 °C) but disproportionates almost completely at 50 °C²⁴⁴ to bromine and bromine trifluoride. An equilibrium has been

shown to exist between bromine, bromine trifluoride and bromine monofluoride.



Similarly IF readily disproportionates into I_2 and IF_5 . Reported additions of these latter to compounds generally assume an *in situ*



generation of the interhalogen²⁴⁵⁻²⁴⁹. An alternative explanation, which appears more likely, is a mechanism involving attack by a source of electrophilic bromine or iodine followed by nucleophilic fluoride ion attack on the cationic intermediate. Such a mechanism does not require the formation of the interhalogens. The addition of IF to a number of neat perfluoro and fluorochloroalkenes²⁵⁰ under a nitrogen atmosphere has been described. The source of IF was the iodine-iodine pentafluoride system. Addition was usually carried out in the presence of a catalyst such as AlI_3 , AlBr_3 , AlCl_3 , AlF_3 and iron-free aluminium. Some product distributions are given in Table 9. There was no discussion of a possible mechanism. Schmidt and Meinert²⁵¹ have reported that IF, prepared from AgF and I_2 in acetonitrile at -8°C , reacts with cyclohexene to give a 60% yield of *trans*-1-fluoro-2-iodocyclohexane. The reaction was postulated to be ionic.

Chambers, Musgrave, and Savory²⁵² have reported the reaction of a number of perhaloalkenes with mixtures containing BrF_3 and Br_2 or IF_5 and I_2 as effective sources of BrF and IF respectively. Some product distributions are given in Table 10. The regioselectivity was attributed to

TABLE 9. Product distributions from the reaction of IF (I_2 - IF_5) with some perfluoro- and fluorochloroalkenes²⁵⁰

Alkene	Temperature (°C)	Catalyst	Products	Yield (%)
$\text{CF}_2=\text{CCl}_2$	0	Al/AlI_3	$\text{CF}_3\text{CCl}_2\text{I}$	80
	20-25	Al/AlI_3	$\text{CF}_3\text{CCl}_2\text{I}/\text{CFCl}_2\text{CF}_2\text{I}(77/23)$	81
$\text{CF}_2=\text{CFCl}$	20-25	Al/AlI_3	$\text{CF}_2\text{ClCF}_2\text{I}/\text{CF}_3\text{CFCII}(50/50)$	95
$\text{CF}_3\text{CF}=\text{CF}_2$	25	Al/AlI_3	$\text{CF}_3\text{CFICF}_3$	34
	62-75	Al/AlI_3	$\text{CF}_3\text{CFICF}_3$	52
	125	Al/AlI_3	$\text{CF}_3\text{CFICF}_3$	77
$\text{CFCl}=\text{CFCl}$	25	Al	$\text{CF}_2\text{ClCFClI}$	23
$\text{CF}_2=\text{CHCl}$	25	Al/AlI_3	CF_3CHClI	48
$\text{CF}_2=\text{CHF}$	25	Al/AlI_3	CF_3CHFI	
$\text{CF}_2=\text{CH}_2$	25	Al/AlI_3	$\text{CF}_3\text{CH}_2\text{I}$	

polarization as given in equation (88). No kinetic investigations have been reported.



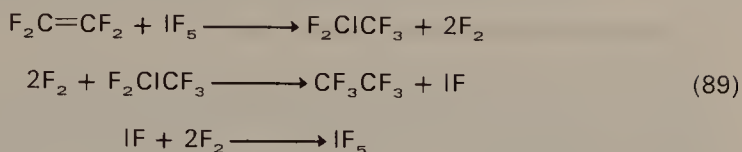
B. Chlorine, Bromine and Iodine Perfluorides

Although structures of the form XY_n , where X has a greater atomic weight relative to Y and $n = 1, 3, 5, 7$ are known²⁵³⁻²⁵⁶, little appears to have been reported as to their reactivity with alkenes. Banks and co-workers²⁵⁷ have reported the reaction of IF_5 (neat) with tetraiodoethylene to give iodopentafluoroethane in 26% yield. The addition was carried out by adding the IF_5 slowly to the alkene at 0 °C. Too rapid an addition of IF_5 leads to an explosion. The reaction was somewhat complicated by reaction of the IF_5 with the silica reaction vessel forming SiF_4 , CO_2 , perfluoroethylene and an unidentified material.

The gas-phase reaction of IF_5 and ClF_3 with tetrafluoroethylene at temperatures of 450–800 °C has been reported²⁵⁸. This reaction is, however, probably entirely radical in nature. Simons and Brice²⁵⁹ have investigated the reaction of IF_5 and IF_7 with some fluoroolefins at 175–250 °C in the gas phase. The reactions were complicated by further reaction of the vicinal fluoroiodo alkane with molecular fluorine to yield vicinal difluorides and regenerated IF_5 (equation 89). It would appear that, where possible, mixtures of isomers are formed. There exists insufficient detail in the patent to indicate clearly the true nature of the reaction.

TABLE 10. Product distributions from the reaction of BrF , BrCl , and IF with some alkenes using the $\text{Br}_2\text{--BrF}_3$, $\text{Br}_2\text{--Cl}_2$ and $\text{I}_2\text{--IF}_5$ systems respectively²⁵²

Alkene	System	Products
$\text{CF}_2=\text{CF}_2$	$\text{I}_2\text{--IF}_5$	$\text{CF}_3\text{CF}_2\text{I}$ (86%)
	$\text{Br}_2\text{--BrF}_3$	$\text{CF}_3\text{CF}_2\text{Br}$
	$\text{Br}_2\text{--Cl}_2$	$\text{CF}_2\text{ClCF}_2\text{Br}$
$\text{CF}_3\text{CF}=\text{CF}_2$	$\text{I}_2\text{--IF}_5$	$\text{CF}_3\text{CFICF}_3$ (99%)
	$\text{Br}_2\text{--BrF}_3$	$\text{CF}_3\text{CFBrCF}_3$ (45.5%)
$\text{CF}_2=\text{CH}_2$	$\text{I}_2\text{--IF}_5$	$\text{CF}_3\text{CH}_2\text{I}$ (86%)
$\text{CF}_2=\text{CFCI}$	$\text{I}_2\text{--IF}_5$	$\text{CF}_2\text{ICF}_2\text{Cl}$ (45%) + CF_3CFCII (37%)
	$\text{Br}_2\text{--BrF}_3$	$\text{CF}_2\text{BrCF}_2\text{Cl}$ (73%) + CF_3CFCIBr (13%)
	ICl	$\text{CF}_2\text{ICFCl}_2$ (29%) + $\text{CF}_2\text{ClCFCII}$ (57%)
	IBr	$\text{CF}_2\text{ICFCIBr}$ (14%) + $\text{CF}_2\text{BrCFCII}$ (44%)
<i>cyclo</i> - C_6F_{10}	$\text{Br}_2\text{--BrF}_3$	<i>cyclo</i> - $\text{C}_6\text{F}_{11}\text{Br}$ (78%)
$\text{CF}_2=\text{CCl}_2$	$\text{I}_2\text{--IF}_5$	CF_3CFCl_2 (25%) + $\text{CF}_2\text{ICCl}_2\text{F}$ (31%) + $\text{CF}_3\text{CCl}_2\text{I}$ (23%)



Bromine trifluoride reacts violently with any organic compound containing hydrogen²⁶⁰, and is therefore unsuitable as an addendum except with perhaloalkenes. No reactions appear to have been reported in any detail.

Murray²⁶¹ has reported that bromine pentafluoride, BrF_5 , reacts with the carbon-carbon double bonds of chlorinated alkenes to yield primarily difluorides and only minor quantities of vicinal bromo fluorides. The reaction is reported to be very similar to that of BrF_3 under similar conditions. No experimental details were given however. McBee and co-workers²⁶² have described the reaction of BrF_3 with halogenated olefins to be addition of fluorine, bromine, or bromine fluoride to the double bonds. The reaction proceeds smoothly with perhalogenated olefins, but is largely replaced by substitution (addition-elimination) when there is hydrogen present in the molecule. Further, it has been shown that the bromine introduced during the course of the reaction could eventually be replaced by fluorine upon further reaction. The electrophilic nature of these reactions has not been firmly established but is indicated by the slower and milder reactions of olefins with large numbers of electron-withdrawing substituents.

Chlorine trifluoride has received more attention than the bromine and iodine analogues. It is generally considered to be quite reactive and must be prevented from accumulating in the presence of organic material. Devastating explosions have been reported when only quite small amounts were involved²⁶³. ClF_3 has been reported²⁶⁴ to add across the double bonds of benzene in CCl_4 at 0°C in a nitrogen atmosphere to give chloro-fluorocyclohexanes, cyclohexenes, and cyclohexadienes. Yields were improved by the use of cobalt(II) fluoride as a catalyst. An increase in the amount of catalyst and solvent, coupled with a decrease in the flow rate of ClF_3 , increased the yield of addition products by a factor of three. The catalyst is believed to cause the formation of ClF and F^+ although a transition-state complex between benzene, CoF_2 and ClF_3 may also be involved. An electrophilic mechanism was confirmed by the use of substituted benzenes²⁶⁵. It should be noted, however, that substantial proportions of the isolated products are those of substitution. The addition of ClF_3 across non-aromatic and non-conjugate double bonds has been reported in a number of patents^{266,267}. No direct proof of the electrophilicity of these reactions has been reported.

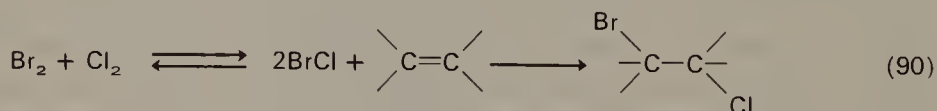
C. Chlorine Monofluoride

Chlorine monofluoride reacts with perhalogenated dienes adding the elements of chlorine and fluorine²⁶⁸. The reactions were in general carried out by bubbling ClF into the neat alkene; however, perhalogenated solvents were also used. It was also shown that ClF and ClF₃ gave different product distributions with hexachlorobutadiene under similar conditions. These reactions normally occur at temperatures of 100 °C to 180 °C. With non-halogenated olefins the reactions may be carried out at room temperature under thermostatically controlled conditions and a nitrogen atmosphere. Substitution reactions are found to occur less readily relative to reactions with ClF₃, and BrF₃²⁶⁹.

Murray has compared the addition of ClF and ClF₃ to 1,2,3,4-tetrachloro-1,3-butadiene. The reactions were carried out at 20 °C in a nickel vessel by bubbling either ClF or ClF₃ diluted with nitrogen into the neat diene. The yields and composition of the chlorofluorobutene adducts varied with the addendum and the extent to which the reaction was carried out. The reaction is complicated by replacement of chlorine and hydrogen by fluorine to form isomeric C₄Cl₄F₆ compounds in both cases. Similar observations have been made for chlorinated ethylenes. It was observed that ClF reacts less readily with olefins than does ClF₃. These reactions, however, may be free radical to some extent as pointed out by Murray²⁷⁰.

D. Bromine Monochloride

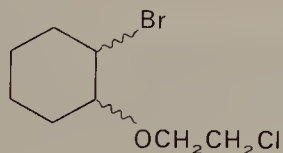
Bromine monochloride is usually prepared by the reaction of bromine and chlorine in a suitable solvent such as acetic acid. Addition of an alkene to the equilibrium mixture of bromine, chlorine and bromine monochloride results in the formation of vicinal bromochlorides as the predominant product (equation 90). Evidence that bromine monochloride is



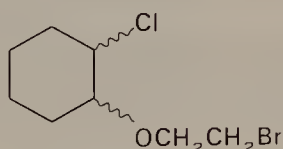
actually the reactive species is provided by the work of White and Robertson²⁷¹ who reported that the rate of addition of BrCl to *cis*-cinnamic acid in acetic acid with constant total halogen, but with different ratios of chlorine and bromine, goes through a maximum when this ratio is unity. Similar results have been reported by Delepine and Ville²⁷² and by Hanson and James²⁷³. Hanson and James²⁷³ reported the kinetics of

BrCl additions to be second order, first order in alkene and first order in BrCl in CCl_4 and CHCl_3 solvents. The kinetics were measured for cinnamic acid and a number of substituted derivatives and esters at 0°C . Table 11 gives the results plus those of Br_2 under comparable conditions. Where figures are given in brackets [] the reaction is believed to follow a kinetic order greater than two. White and Robertson²⁷¹ have reported that the kinetic form is third order, first order in alkene and second order in BrCl using acetic acid as solvent. Cinnamic and crotonic acids were studied within the concentration range 0.4–0.8 M in BrCl.

The fact that the addition of BrCl is third order in the concentration range 0.4–0.8 M is similar to the results of bromine addition. A bimolecular mechanism at lower concentrations of BrCl in this solvent mixture can not be ruled out. Under comparable conditions BrCl adds 4×10^2 times faster than bromine, and 4×10^6 times faster than iodine, which rules out a mechanism involving initial bromination. A direct comparison with the rate of chlorine addition here is not possible since the rates of addition have not been measured under comparable conditions. However, the reaction of BrCl with a mixture of an alkene and an epoxide to form a β -bromoalkyl β -chloroalkyl ether²⁷⁴ is evidence against an initial chlorination of the alkene. Thus the reaction of BrCl with a mixture of cyclohexene and ethylene oxide forms the ether **172**. The isomeric ether **173** can be formed



(172)



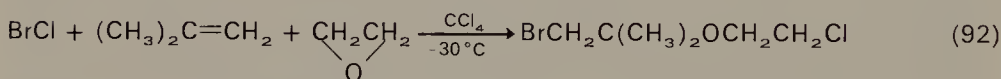
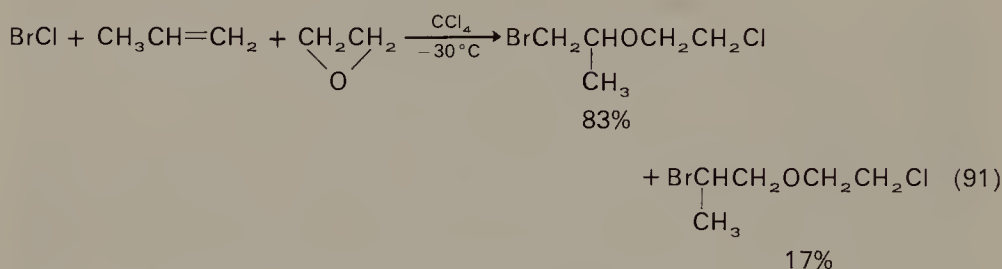
(173)

TABLE 11. Specific rate constants for the addition of bromine monochloride and bromine to a series of alkenes

Alkene	Solvent	BrCl	Br ₂
		$k_2 (\text{l mol}^{-1} \text{s}^{-1})$	$k (\text{l mol}^{-1} \text{s}^{-1})$
(<i>t</i>) $\text{C}_6\text{H}_5\text{CH}=\text{CHCO}_2\text{H}$	CCl_4	104	0.146
(<i>E</i>) $\text{C}_6\text{H}_5\text{C}(\text{CH}_3)=\text{CHCO}_2\text{H}$	CCl_4	2.51	0.012
(<i>t</i>) $2\text{-CH}_3\text{C}_6\text{H}_4\text{CH}=\text{CHCO}_2\text{CH}_3$	CCl_4	2382	[5.47]
(<i>t</i>) $2\text{-CH}_3\text{OC}_6\text{H}_4\text{CH}=\text{CHCO}_2\text{CH}_3$	CCl_4	5009	[18.9]
(<i>Z</i>) $2\text{-CH}_3\text{OC}_6\text{H}_4\text{CBr}=\text{CHCO}_2\text{H}$	CHCl_3	[59.2]	0.137
(<i>t</i>) $3\text{-CH}_3\text{OC}_6\text{H}_4\text{CH}=\text{CHCO}_2\text{H}$	CHCl_3	[92.2]	[3.97]
(<i>t</i>) $3\text{-CH}_3\text{OC}_6\text{H}_4\text{CH}=\text{CHCO}_2\text{CH}_3$	CCl_4	199	1.09

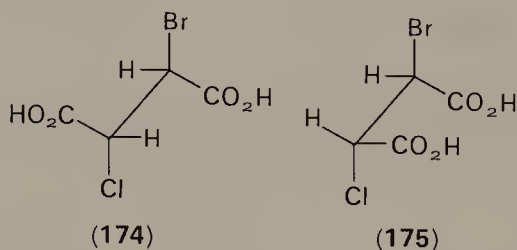
by adding BrCl to ethylene and cyclohexeneoxide. In this reaction the bromine atom adds to the carbon atom of the alkene while the chlorine atom adds to the carbon atom of the epoxide. No bis(β -chloroalkyl) or bis(β -bromoalkyl) ethers are found. These results are consistent with the view that BrCl is the addendum in this reaction.

The incorporation of an epoxide into the product of BrCl addition to alkene indicates further that the mechanism involves at least two steps with one intermediate which can be trapped by the epoxide. The regiospecificity of the epoxide attack on this intermediate was determined by the following two reactions (equations 91 and 92):



The preferred product in both cases is the one of Markownikoff orientation.

The earliest determination of the stereochemistry of BrCl addition was that of Walden²⁷⁵, who reacted BrCl with fumaric and maleic acids to yield respectively *meso*(174) and *dl*-2-bromo-3-chloro-succinic acid (175).



Further work²⁷⁶ has shown the addition to be *anti* stereospecific to cyclohexene and *trans*-stilbene, but only stereoselective with *cis*-stilbene. The lack of stereospecificity for *cis*-stilbene has been attributed to pre-addition isomerization of *cis*- to *trans*-stilbene.

The product composition of the addition of BrCl to a number of alkenes is given in Table 12. One of the problems of using the available data to deduce the structure of the product-determining transition state is that

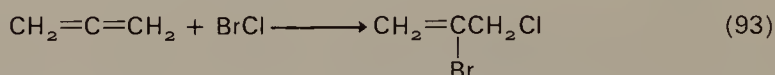
TABLE 12. Product distributions for the addition of bromine monochloride to some alkenes

Alkene	Solvent	Configuration	%M ^a	%aM ^a	Yield (%)	Reference
CH ₃ CH=CH ₂	aq HCl		54	46	30	279
	aq HCl		58	42	?	214
	Unknown		80	20	?	279
CH ₂ =CH ₂	aq HCl		[100]		?	281
	CCl ₄					277
	aq HCl				?	278
Cyclohexene	CH ₂ Cl ₂				39	280, 281
	CHCl ₃	<i>trans</i>			56	280
	CHCl ₃		100		67	280
	CHCl ₃	<i>erythro</i> -BrCl			52	280
	CHCl ₃	<i>meso</i> -diCl			14	280
(c) C ₆ H ₅ CH=CHC ₆ H ₅	CHCl ₃	<i>threo</i> -BrCl			68	280
(c) C ₆ H ₅ CH=CHC ₆ H ₅	CHCl ₃	<i>erythro</i> -BrCl			5.5	280
(t) C ₆ H ₅ CH=CHCO ₂ H	CHCl ₃	<i>erythro</i> -BrCl	100		31	280
	CH ₂ Cl ₂	<i>erythro</i> diCl			73	280
	aq HCl	<i>erythro</i> BrCl	100		50	282
	CCl ₄	<i>erythro</i> / <i>threo</i> =1/3	100			
CH ₂ =CHCH ₂ OH	H ₂ O		36	64		
CH ₂ =CHCH ₂ Cl	H ₂ O		23	77		
CH ₂ =CHCH ₂ Br	H ₂ O		22	78		

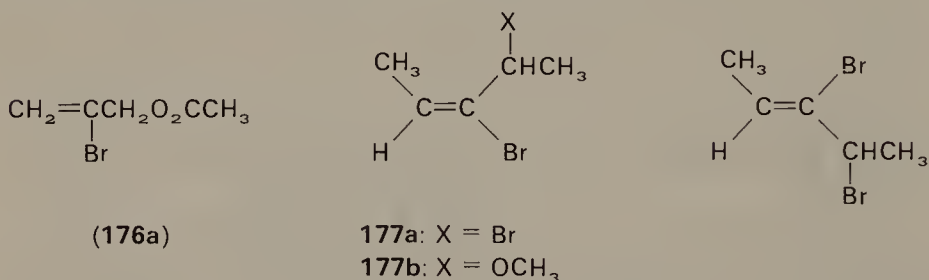
^a M = Markownikoff orientation; aM = *anti*-Markownikoff orientation.

large variations are found in the reported product distributions by various authors^{276,283}. An examination of the earlier literature indicates that the question of isomerization between Markownikoff and *anti*-Markownikoff isomers was not necessarily considered, and that little if any attempt was made to show that the product distributions reported conform to those of kinetic control. Qualitatively it can be concluded that Markownikoff addition is generally favoured.

Bromine monochloride adds to allene in chlorinated hydrocarbon solvents to form a 1:1 adduct in which the bromine is bonded to the central carbon (equation 93)¹⁴¹. No propargyl bromide is formed as a product,



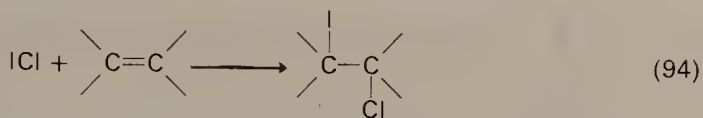
unlike the addition of chlorine to allene where propargyl chloride is the major product. Addition of a second mole of BrCl to form a 2:1 adduct is slow. In acetic acid as solvent, the major product of addition of BrCl to allene is the solvent incorporated product **176a**.



Bromine monochloride reacts rapidly with 2,3-pentadiene in CCl₄ at 5 °C to give a 28:72 *cis-trans* mixture of **177a**. In methanol as solvent, **177b** is the major product as a 20:80 *cis-trans* mixture. Reaction of BrCl with (*R*)-(–)-2,3-pentadiene gave optically active products. The observed rotation of the bromo ether was found to be the same whether prepared from bromine in methanol or BrCl in methanol. The authors therefore concluded that the stereospecificity of the reaction was the same for both Br₂ and BrCl. From previous work it has been shown that Br₂ adds *anti* to 2,3-pentadiene¹⁹³.

E. Iodine Monochloride

Iodine monochloride (ICl) is a relatively stable liquid which reacts with alkenes to form iodochlorides (equation 94).



The reaction is kinetically complex. White and Robertson²⁷¹ established third order kinetics for the addition of ICl to allyl acetate in acetic acid at 25 °C over the concentration range 0.4–0.8 M. The reaction was first order in olefin and second order in ICl. A relative ratio of 10⁵ compared to iodine was determined under comparable conditions. The addition of HCl to the solution was found to reduce the rate of addition of ICl considerably. This rate decrease is attributed to the formation of the complex HICl₂. An apparent change from a termolecular to a bimolecular mechanism was also observed. The addition to cinnamic acid and 2-methoxycinnamic acid was found to be completely inhibited by the presence of HCl. It is unclear from their results whether the 'bimolecular' reaction was really first order in HCl as well as first order in both alkene and ICl and thus pseudo second order (Ad_E3) or whether it was in fact second order (Ad_E2). Heublein²⁸³ reported that the addition of ICl to *trans*-stilbene in acetic acid, diethyl ether and acetonitrile was bimolecular at a variety of temperatures. These results suggest that ICl additions follow a rate law of the form:

$$\frac{-d[\text{ICl}]}{dt} = (k_2[\text{ICl}] + k_3[\text{ICl}]^2 + k_{\text{ICl}_2}[\text{ICl}_2^-])[\text{Alkene}]$$

While the stereospecificity of iodine monochloride additions is generally reported to be *anti*, the supporting data are very meagre, in fact several exceptions have been reported. Thus ICl reacts with both *cis*- and *trans*-stilbene to yield exclusively *erythro-dl*-1-chloro-2-iodo-1,2-diphenylethane²⁸³ while addition to 1,1,2-trifluorocyclobutene is reported to occur stereospecifically *syn*²⁸⁴. The addition is generally non-regiospecific as illustrated by the data in Table 13^{217,218}.

The reaction is similar to that of BrCl in that Markownikoff isomers are generally favoured except in the presence of sterically-bulky substituents such as *t*-butyl. The nature of the reaction with perhalogenated olefins is believed to be ionic²⁸⁴ but has not been studied in sufficient detail. A competitive radical path cannot be ruled out especially under neat, high temperature ($T > 180^\circ\text{C}$) conditions^{287,288}.

Iodine monochloride reacts with (*R*)-(-)-2,3-pentadiene²¹¹ in methanol to yield (-)-*trans*-3-iodo-(4*S*)-methoxy-2-pentene as the major product. The *cis* isomer was also formed in 6% yield. Both the iodo ether and the iodo chloro adducts were formed irreversibly in an *anti*-stereospecific manner.

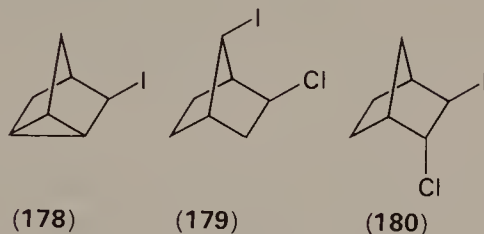
TABLE 13. Product distributions for the addition of iodine monochloride to some alkenes

Alkene	Solvent	Configuration	%M ^a	%aM ^a	Yield (%)	Reference
CH ₃ CH=CH ₂	aq.HCl		69			217
	aq.HCl		80			214
	H ₂ O		71			217
C ₆ H ₅ CH=CH ₂	CH ₂ Cl ₂		65	35		285
CH ₃ CH=CHCO ₂ H	CH ₂ Cl ₂ /HCl		≥95	<5		217
CH ₂ =CHSO ₃ H	CHCl ₃		≥92	<8		217
CH ₂ =CHCH ₂ OH	aq HCl		≥90	<10		217
CH ₂ =CHCH ₂ Cl	H ₂ O		30	70		217
<i>t</i> -BuCH=CH ₂	H ₂ O		15	85		217
<i>i</i> -PrCH=CH ₂	CH ₂ Cl ₂		0	100		285
(<i>c</i>) C ₂ H ₅ CH=CHCH ₃	CH ₂ Cl ₂		30	70		285
(<i>t</i>) C ₃ H ₅ CH=CHCH ₃	CH ₂ Cl ₂	<i>threo</i>	33	67		285
(<i>c</i>) <i>t</i> -BuCH=CHCH ₃	CH ₂ Cl ₂	<i>erythro</i>	36	64		285
(<i>t</i>) <i>t</i> -BuCH=CHCH ₃	CH ₂ Cl ₂	<i>threo</i>	0	100		285
(<i>c</i>) C ₆ H ₅ CH=CHCH ₃	CH ₂ Cl ₂	<i>erythro</i>	0	100		285
(<i>t</i>) C ₆ H ₅ CH=CHCH ₃	CH ₂ Cl ₂	<i>threo</i>	100	0		285
F ₂ C=CFCl	Neat	<i>erythro</i>	100	0		285
	CH ₂ Cl ₂	CF ₂ ClCFClI	100%			218, 187
F ₂ C=CCL ₂	Neat	CF ₂ ClCFClI	70-80%	CF ₂ ICFCl ₂	20-30%	286
CF ₃ CF=CF ₂	Neat	CF ₂ ClCFClI	≥80%	CCl ₃ CF ₂ I	≤20%	286
	Neat	CF ₃ CFICF ₂ Cl	92%	CF ₃ CFCICF ₂ I	8%	286

^a M = Markownikoff orientation; aM = anti-Markownikoff orientation.

Ingold and Smith²¹⁸ reported that ICl reacts with 1,3-butadiene at -35°C in CH_2Cl_2 to yield a 78:22 mixture of the Markownikoff 1,4- and 1,2-adducts respectively. In contrast the reaction with 2,3-dimethyl-1,3-butadiene²⁸⁹ in CH_2Cl_2 at -78°C gave polymeric material and 1,2,3,4-tetrachloro-2,3-dimethylbutane; the latter as a 4:1 mixture of the *meso* and *dl* isomers. No mechanism was proposed.

Werstiuk and coworkers²⁸⁹ have reported that the addition of ICl to norbornene in CH_2Cl_2 /pyridine yields **178**, **179** and **180** as 85–90% of the

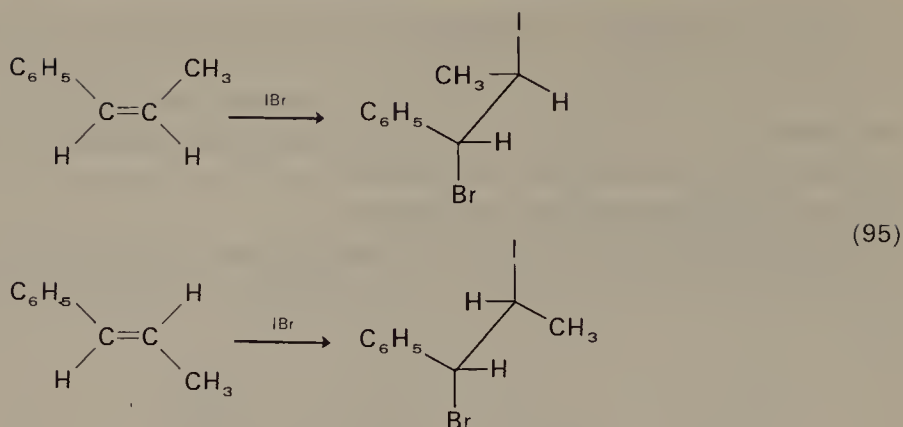


reaction mixture. A comparison of the addition of ICl, bromine, and chlorine to norbornene reveals that the quantity of tricyclic component decreases from 65% in chlorination, to 52% in bromination and 12% in ICl addition, while the reverse trend is established for the *syn-exo* and *exo-endo* dihalides **179** and **180**.

F. Iodine Monobromide

The addition of iodine monobromide to alkenes is quite facile in solvents such as chloroform, methylene chloride and acetic acid and forms the expected 1,2-iodobromides. In hydroxylic solvents, products of solvent incorporation are readily isolatable.

The regio- and stereochemistry of the addition of IBr to a selected number of alkenes is given in Table 14²⁸⁵. The regiospecificity of the kinetically-controlled products is very sensitive to the initial alkene structure. Thus replacing an ethyl group on the alkene by an isopropyl or *t*-butyl group results in the formation of increasing amounts of the *anti*-Markownikoff product. The adducts are generally formed by *anti* addition. Thus *cis*- and *trans*-1-phenylpropene react with IBr to yield *threo* and *erythro*-1-bromo-2-iodo-1-phenylpropane respectively (equation 95). The regio- and stereochemistry of the addition of IBr suggests that the mechanism involves a bridged iodonium ion prior to the product-determining step. An exception is the non-stereospecific addition to *cis*- and *trans*-anethole which implies that in this case, as in the addition of 2,4-dinitrobenzenesulphenyl chloride, an open carbonium ion is formed




during the reaction. Few kinetic data are available. White and Robertson reported²⁷¹ a termolecular process with a relative reactivity of 3×10^3 that of iodine and 0.3 that of bromine. Conductivity studies of Spandau

TABLE 14. The regio- and stereochemistry of addition of iodine monobromide to some simple alkenes in methylene chloride at 25 °C²⁸⁵

Alkene	Configuration	Percentage distribution ^a	
		M	aM
(c) C ₂ H ₅ CH=CHCH ₃	<i>threo</i>	40	60
(t) C ₂ H ₅ CH=CHCH ₃	<i>erythro</i>	45	55
(c) <i>i</i> -PrCH=CHCH ₃	<i>threo</i>	≤5	≥95
(t) <i>i</i> -PrCH=CHCH ₃	<i>erythro</i>	20	80
(c) <i>t</i> -BuCH=CHCH ₃	<i>threo</i>	0	100
(t) <i>t</i> -BuCH=CHCH ₃	<i>erythro</i>	0	100
(c) <i>i</i> -PrCH=CHC ₂ H ₅	<i>threo</i>	0	100
(t) <i>i</i> -PrCH=CHC ₂ H ₅	<i>erythro</i>	≤10	≤90
(c) <i>t</i> -BuCH=CHC ₂ H ₅	<i>threo</i>	0	100
(t) <i>t</i> -BuCH=CHC ₂ H ₅	<i>erythro</i>	≈4	≥96
(c) C ₆ H ₅ CH=CHCH ₃	<i>threo</i>	100	0
(t) C ₆ H ₅ CH=CHCH ₃	<i>erythro</i>	100	0
CH ₃ CH=CH ₂		65	35
C ₂ H ₅ CH=CH ₂		45	55
<i>i</i> -PrCH=CH ₂		15	85
<i>t</i> -BuCH=CH ₂		0	100
C ₆ H ₅ CH=CH ₂		100	0
F ₂ C=CH ₂		100	CF ₂ BrCH ₂ I
ClFC=CF ₂		100	CF ₂ BrCClFI

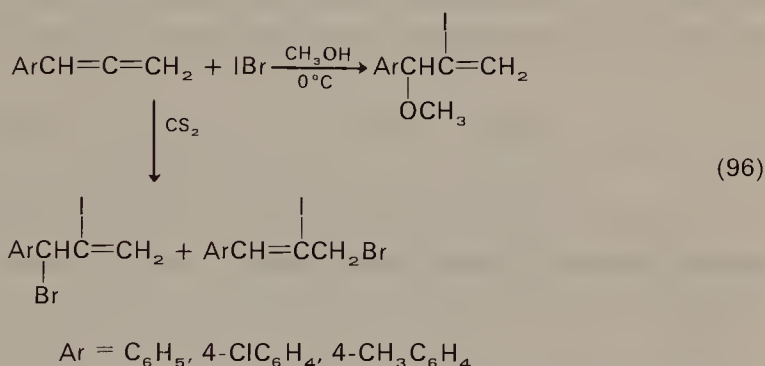
^a M = Markownikoff orientation; aM = anti-Markownikoff orientation.

and Gutmann²⁹¹ indicate a dissociation of the form:



This suggests that the electrophilic species may be I^+ . Further kinetic measurements would be of considerable interest but are lacking.

The reaction of iodine monobromide with (*R*)-(-)-2,3-pentadiene in methanol²¹¹ gives (-)-*trans*-3-iodo-(4*S*)-methoxy-2-pentene in 94% yield compared to a 6% yield of the corresponding *cis* isomer. The products were found to be optically stable in the presence of iodine in methanol, thus ruling out the possibility of racemization of the product after the product-determining step. The optical purity was lower than that found when ICl was used as the electrophile. The addition of IBr to a series of phenylallenes in methanol at 0 °C has been reported²⁹² to give 2-iodo-3-methoxy-3-aryl-1-propene (equation 96). In CS_2 at 0 °C two products were



isolated. The results are interpreted in terms of a cyclic iodonium ion intermediate. The reaction occurs primarily at the internal bond.

Reaction of IBr with halogenated alkenes^{219,293} such as 1,1-difluoroethylene or chlorotrifluoroethylene in the dark under neat conditions, or in solvents such as CCl_4 and Freon 112, at room temperature give the normal 1,2-adducts.

The limited kinetic and stereochemical data are in accord with an *anti* $\text{Ad}_\text{E}3$ mechanism for the addition of IBr to alkenes. In view of the known kinetic complexity of the other interhalogens it is not possible to rule out *a priori* a concurrent $\text{Ad}_\text{E}2$ process with a bridged iodonium ion intermediate as is postulated for other species of the general structure IY (e.g., $\text{Y} = \text{N}_3^-, \text{NCO}^-, \text{SCN}^-$).

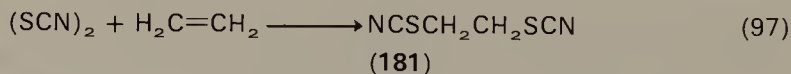
V. PSEUDOHALOGENS

Pseudohalogens are usually defined as 'univalent chemical aggregates, X_2 , consisting of more than two electronegative atoms which in the free state

resemble the halogens and which give rise to anions resembling the halide ions in their behavior²⁹⁴. Examples of such species are cyanogen (CN)₂, thiocyanogen (SCN)₂, and selenocyanogen, (SeCN)₂. For the purposes of this review we have extended this definition to include compounds of the general structure XY, where X is a halogen, usually iodine but sometimes bromine or chlorine, and Y is either an anionic or cationic species such as ONC⁻, OCN⁻, N₃⁻, CN^{-/+}, SCN^{-/+}, SeCN^{-/+} or SCSN₃⁻. The compounds range in general properties from the toxic but comparatively stable cyanides (XCN) to the highly explosive azides (XN₃).

A. Symmetrical Pseudohalogens

The reactions of symmetrical pseudohalogens with alkenes have been reported in numerous reviews²⁹⁴. A typical example is the reaction of thiocyanogen with ethylene to give the 1,2-addition product **181** (equation 97).



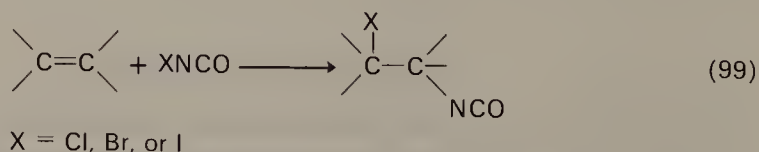
In acetic acid, solvent-incorporated products have been reported²⁹⁵ in addition to the 1,2-dithiocyanates and the thermodynamically more stable 1-thiocyanate-2-isothiocyanate adducts.

B. Halogen Isocyanates (XNCO)

Halogen isocyanates are usually prepared by the reaction of silver cyanate with chlorine, bromine or iodine in diethyl ether, or a chlorinated hydrocarbon such as ethyl chloride (equation 98)²⁹⁶⁻³⁰¹. Since they are



explosive, halogen isocyanates are rarely isolated. Rather to effect addition, an alkene is added to the reaction mixture either with or without filtering the silver halide. In either case the major product is the β-haloalkyl isocyanate (equation 99).



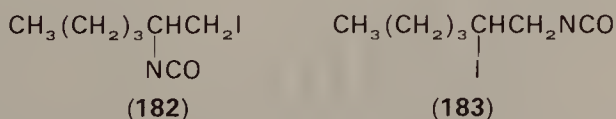
The limited kinetic data for the addition of iodine isocyanate to alkenes are given in Table 15. The rates of addition have been measured essentially in three ways, using both direct and competitive techniques with preformed or *in situ* generated INCO. The *in situ* determination consists of allowing the alkene to react in a stirred heterogeneous system consisting of ether, AgCNO (excess), iodine, the alkene, and INCO. Preformed INCO solutions react extremely rapidly; the rate is at least ten times that observed in the *in situ* reaction method.

The only work which reports the kinetic order of the reaction is a paper by Swern and Rosen³⁰² who found the addition to be second order overall; first order in alkene and first order in INCO.

The agreement is poor between the kinetic data reported by various workers in Table 15. This lack of agreement is particularly apparent in the relative order of reactivity of *trans*-3-hexene, cyclohexene and cyclopentene. Part of the problem may be that in the studies where INCO is prepared *in situ*, complex formation between the alkene and iodine and/or silver ions competes with INCO addition. Such side reactions would complicate any analysis based upon competition results. Further, the relative reactivities were determined at a variety of temperatures and thus may not be consistent over the ≈ 70 deg C range considered.

Despite the lack of quantitative agreement, the general trend of the data in Table 15 shows that the rate of addition of INCO increases with an increase in the number of electron-donating alkyl groups on the double bond. This is consistent with an electrophilic addition of INCO. Further speculation regarding the structure of the rate-determining transition state is unwarranted until better and more consistent kinetic data are available.

The stereospecific *anti* addition of INCO to *cis*- and *trans*-2-butene and β -deuteriostyrenes has been reported³⁰³. Addition to unsymmetrical alkenes is usually non-regiospecific^{300,301,303}. Thus 1-hexene reacts with INCO to form a 70:30 mixture of the Markownikoff and *anti*-Markownikoff isomers **182** and **183** respectively. If one substituent on the alkene



exerts a large steric or polar effect then the addition becomes regiospecific. For example styrene, *t*-butylethylene, and 1-*t*-butyl-2-methylethylene react regiospecifically to form **184**, **185** and **186** respectively. The latter result can be compared to the addition of INCO to *neo*-pentylethylene, in

TABLE 15. Relative rates of the addition of INCO to alkenes

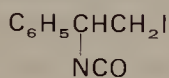
	Competitive preformed ^a 25 °C	Method		Direct <i>in situ</i> ^a	
		Competitive <i>in situ</i> ^a -20 °C to -30 °C	-47 °C	-22 °C	2 °C
2,3-Dimethyl-2-butene	> 3200		3800		
Isopropenyl acetate			3700		
Vinyl acetate			1950		
3-Methyl-1-pentene			1250		
Methyl oleate					570
Methyl elaidate					500
<i>trans</i> -3-Hexene	180	≤ 7.9		571	
Norbornene				440	
Cycloheptene				430	
Cyclohexene	100	100	100	100	100
1-Hexene					50
Cyclooctene					35
2-Methyl-2-pentene	> 1400				
Cyclopentene	> 1000	685			221
2,3-Dimethyl-1-butene	140				
1-Octene	44	≤ 2.7			
Methyl vinyl ketone					0
Vinylidene chloride					0
Methyl methacrylate					0

^aCompetitive preformed: to a solution of INCO in anhydrous ether was added a large molar excess of a mixture of two olefins at 25 °C.

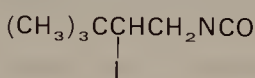
Competitive *in situ*: reactions were run at -20 to -30 °C. AgOCN was added in one portion to a stirred mixture of iodine and the appropriate alkenes. Relative rates taken after 24 h.

Direct *in situ*: as above except only one olefin in solution reaction followed by g.l.p.c.

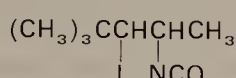
which a 80:20 mixture of Markownikoff-*anti*-Markownikoff adducts is formed, or to methylenecyclohexane which results in a 55:45 mixture of Markownikoff to *anti*-Markownikoff adducts.



(184)

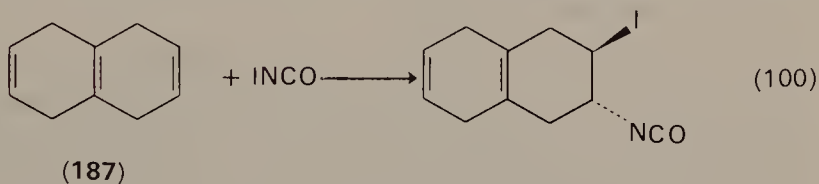


(185)



(186)

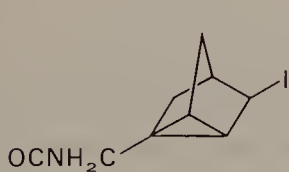
Another example of the influence of steric hindrance is found in the addition of INCO to isotetralin (**187**, equation 100) where only the less-substituted double bond was found to react. If the polar effects only were



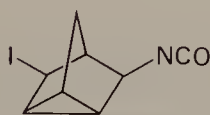
important, reaction with the tetrasubstituted double bond would be expected. These results indicate that both steric and polar effects are important in the product-determining transition state.

The *anti* stereospecific addition of INCO to simple alkenes has led to the use of this reaction for the stereospecific synthesis of *trans*-*N*-(2-iodoalkyl) carbamates³⁰⁴, aziridines³⁰⁵, oxazolidones³⁰⁶, *cis*- and *trans*-2-amino alcohols³⁰⁴, 1,2-diamines³⁰⁶, and azepines³⁰⁷.

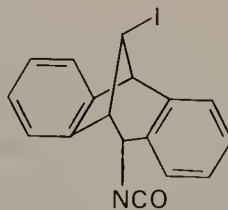
The addition of INCO to bicyclic alkenes results in products of rearrangement. Norbornene and α -pinene give complex mixtures while 5-methylenenorbornene, norbornadiene and ethenoanthracene all give the rearranged products **188**, **189** and **190**, respectively, apparently under conditions of kinetic control³⁰³.



(188)



(189)



(190)

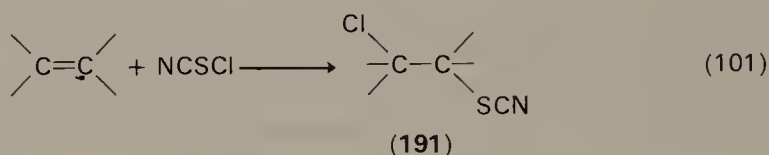
Reaction of one mole of INCO with conjugated dienes results in the formation of only 1,4-addition products³⁰⁸. The addition to non-conjugated dienes is a complicated reaction in which well-characterized

products are not readily obtained³⁰⁸. Methylallene reacts with INCO to give a 1:1 adduct whose structure was not reported³⁰⁸.

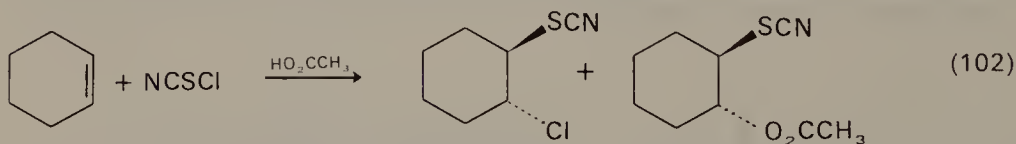
The limited kinetic and product data are in accord with an $\text{Ad}_{\text{E}}2$ mechanism for the addition of INCO to alkenes. The *anti* addition to simple alkenes supports a bridged structure for the intermediate ion. However, since numerous examples of rearranged products are known, it is impossible to rule out an open ion as an intermediate in certain cases. Clearly more experimental work is needed to clarify the mechanism of this addition.

C. Thiocyanogen Chloride

The reaction of thiocyanogen chloride with alkenes in moderately-polar solvents is believed to be an electrophilic addition in which the electrophile is polarized in the manner $\text{NCS}^{\delta+}\text{Cl}^{\delta-}$. The reaction of NCSCl with ethylene and cyclohexene in chloroform or toluene at room temperature yields the β -chloroalkyl thiocyanate as product **191** (equation 101)^{309,310}.

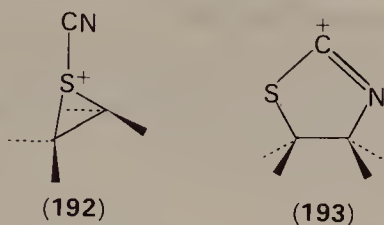


Guy and Pearson have reported^{311,312} the addition of NCSCl to ethylene, *cis*- and *trans*-2-butene, cyclohexene and *trans*- Δ^2 -octalin in the presence of a free radical inhibitor in acetic acid in the dark at room temperature. The products are β -chloroalkyl and β -acetoxyalkyl thiocyanates (equation 102). Competition experiments showed the reactions

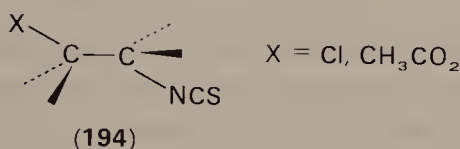


to be rapid in the presence of electron-donating groups and retarded by similarly situated electron-withdrawing groups. Increased reactivity is observed as the solvent polarity is increased. The reaction is stereospecific *anti* and is interpreted (albeit in the absence of kinetic support) in terms of a two-step $\text{Ad}_{\text{E}}2$ mechanism involving an episulphonium ion intermediate **192**.

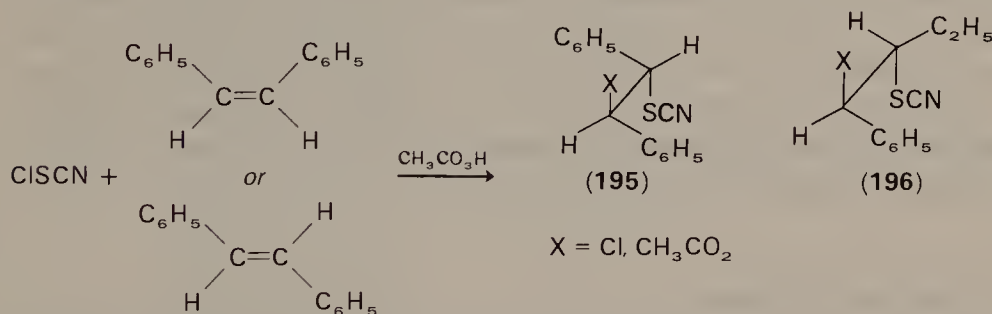
An episulphonium ion **192** is postulated rather than a thiocyanate bridged intermediate **193** because upon ring opening, the latter



intermediate would lead to the thermodynamically more-stable isothiocyanate isomers **194**, which are not found in the reaction mixture.



Addition of NCSCl to aryl-substituted alkenes³¹³ is stereoselective *anti*, indicating that an open ion is formed sometime prior to the product-determining step. Results for *cis*- and *trans*-stilbene are given in Table 16.



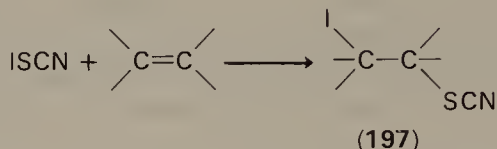
The *anti* stereospecific addition of NCSCl to simple alkyl-substituted alkenes versus only stereoselective addition with aryl-substituted alkenes suggest different transition-state structures in the product-determining step.

TABLE 16. Solvent dependence upon the product ratios of the addition of thiocyanogen chloride to *cis*- and *trans*-stilbene³¹³

Stilbene	Solvent	Relative reactivity	196/195 X = Cl	196/195 X = O ₂ CCH ₃
<i>cis</i>	CH ₃ CO ₂ H	40	75/25	88/12
<i>trans</i>	CH ₃ CO ₂ H	13	46/54	10/90
<i>trans</i>	CH ₂ Cl ₂	10	28/72	—
<i>trans</i>	CHCl ₃	4	8/92	—
<i>trans</i>	C ₆ H ₆	1	37/63	—

D. Iodine Thiocyanate (ISCN)

In contrast to its chlorine and bromine analogues, iodine thiocyanate is generally polarized $I^{\delta+}SCN^{\delta-}$ in ionic media. The addition of ISCN to alkenes yields β -iodoalkyl thiocyanate¹⁹⁷.



Pritzkow and coworkers¹⁷⁶ have reported the relative rates of addition of ISCN to a number of alkenes in acetic acid. The reaction is bimolecular, first order in ISCN, and first order in alkene. The relative reactivities of a number of alkenes (cyclohexene = 1.0) are given in Table 17. From the rate data the electrophilicity of the reaction is clearly apparent. Correlation versus Hammett σ and σ^+ values gives $\rho = -3.69$, and $\rho^+ = -2.59$. The correlation coefficient was somewhat less in the latter case. A correlation of 18 out of the 38 alkyl-substituted alkenes studied with the Taft equation gives $\rho^* = -3.42$, $\delta = 0.59$. The reason for the truncated basis set in this latter correlation was not discussed. The results are interpreted in terms of a two-step Ad_E2 mechanism involving a bridged iodonium ion intermediate. In view of the absence of stereochemical results there is no clear experimental support for such an assertion.

E. Halogen Nitrates

Stabilized positive halogen compounds such as $[(C_6H_5N)_2X^+NO_3^-]$ ($X = Cl, Br, I$) and $C_6H_5NI^+NO_3^-$ have been known for some time³¹⁴. Only recently has any attention been paid to their reactivity with alkenes and related organic compounds.

Iodonium nitrate is known to add to alkenes in chloroform-pyridine solutions to form β -iodoalkyl nitrate esters (**198**) and β -iodoalkylpyridinium iodides (**199a**) or nitrates (**199b**) as products (equation 103)^{315,316}. In a solution containing at least a two-fold excess of pyridine, the iodonium

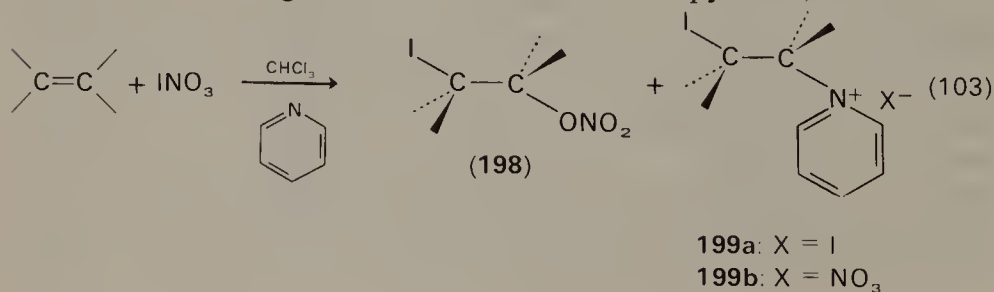


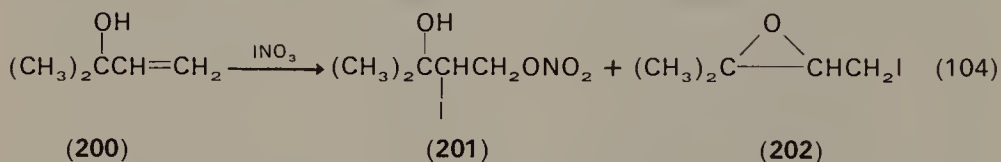
TABLE 17. Specific rate constants and relative reactivities of ISCN addition to a series of alkenes in acetic acid at 30 °C

Alkenes	k_{rel}	$k_2 \times 10^3$ (l mol ⁻¹ s ⁻¹)
<i>neo</i> -PentCH=CH ₂	0.039	
<i>t</i> -BuCH=CH ₂	0.046	
<i>i</i> -PrCH=CH ₂	0.076	
<i>s</i> -BuCH=CH ₂	0.068 ^a	1.97 ^a
<i>i</i> -BuCH=CH ₂	0.089 ^a	3.20 ^a
C ₂ H ₅ CH=CH ₂	0.23	
<i>n</i> -BuCH=CH ₂	0.19 ^a	5.00 ^a
<i>n</i> -PentCH=CH ₂	0.26	
<i>n</i> -C ₆ H ₁₃ CH=CH ₂	0.26 ^a	7.10 ^a
<i>n</i> -C ₁₀ H ₂₁ CH=CH ₂	0.20 ^a	6.80 ^a
(<i>c</i>) CH ₃ CH=CHCH ₃	1.5	
(<i>t</i>) CH ₃ CH=CHCH ₃	0.78	
(<i>c</i>) C ₂ H ₅ CH=CHC ₂ H ₅	1.7	
(<i>t</i>) C ₂ H ₅ CH=CHC ₂ H ₅	0.84	
(<i>c</i>) <i>n</i> -PrCH=CHPr- <i>n</i>	1.3	
(<i>t</i>) <i>n</i> -PrCH=CHPr- <i>n</i>	0.58	
(<i>c</i>) <i>n</i> -BuCH=CHBu- <i>n</i>	1.5	
(<i>t</i>) <i>n</i> -BuCH=CHBu- <i>n</i>	0.74	
(CH ₃) ₂ C=CH ₂	2.9	
C ₂ H ₅ (CH ₃)C=CH ₂	3.5	
<i>n</i> -Pr(CH ₃)C=CH ₂	2.5	
<i>i</i> -Pr(CH ₃)C=CH ₂	2.3	
<i>t</i> -Bu(CH ₃)C=CH ₂	0.99	
(CH ₃) ₂ C=CHCH ₃	6.1	
(CH ₃) ₂ C=CHC ₂ H ₅	7.0	
Cyclobutene	0.89	
Cyclopentene	2.1	
Cyclohexene	1.0	30.0
Cycloheptene	1.9	
Cyclooctene	1.1	
1,5-Cyclooctadiene	1.9	
Norbornene	7.1	
Bicyclo[2.2.2.]octene-2	0.23	
1-Methylcyclopentene	6.4	
1-Methylcyclohexene	3.5	
Methylidenecyclopentene	15.0	
Methylidenecyclohexene	7.2	
Vinylcyclohexane	0.11	
C ₆ H ₅ CH=CH ₂	0.25	

^a Both relative rates by a competitive technique and actual rate constants were measured for these compounds. The agreement between the two methods is quite good.

ion is a stabilized species complexed to two pyridine molecules so that the electrophilic reagent is believed to be $I(C_6H_5N)_2^+$. Evidence for this view comes from the fact that salts such as $I(C_6H_5N)_2^+NO_3^-$, have been isolated³¹⁷. Since the product of the reaction of *trans*-4,4-dimethyl-2-pentene is the same with either $I(C_6H_5N)_2^+NO_3^-$ in anhydrous dimethylsulphoxide or iodonium nitrate in 1:1 pyridine- $CHCl_3$ solution, it is concluded that the same electrophilic species $I(C_6H_5N)_2^+$ is involved in both reactions³¹⁸.

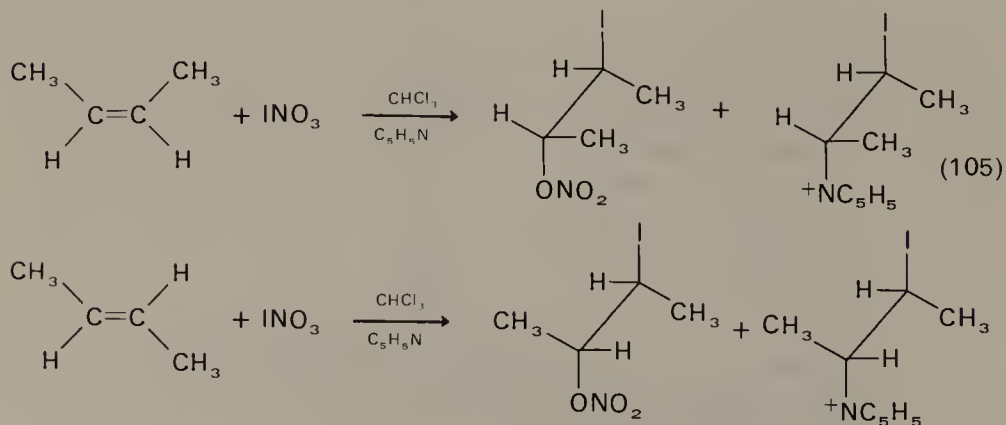
The formation of β -iodoalkylpyridinium iodides or nitrates as products as well as a β -iodoalkyl nitrate indicated that the mechanism of the addition involves at least one intermediate. Further evidence for this is the reaction of iodonium nitrate with alkenes containing an internal nucleophile. Thus the reaction of iodonium nitrate and 3-hydroxy-3-methylbutene-1 (**200**) in 2,6-dimethylpyridine-chloroform solution forms the β -iodonitrate (**201**) and the epoxide (**202**) as products (equation 104)³¹⁹.



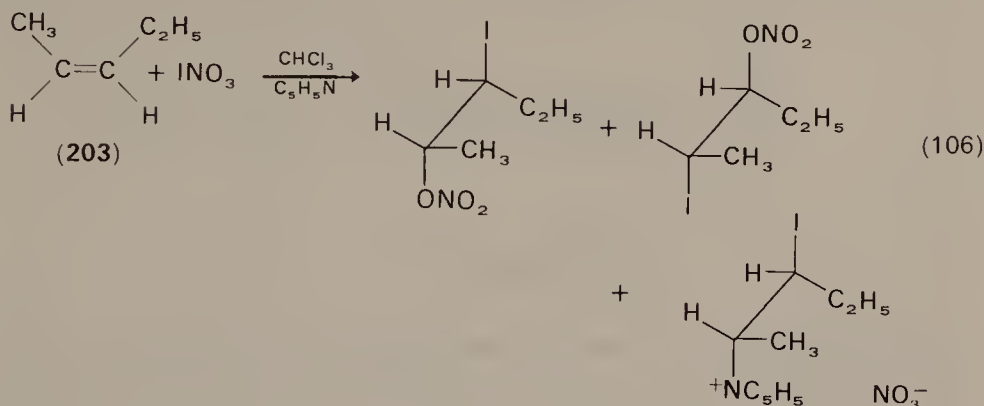
Epoxide formation can be rationalized by internal nucleophilic attack by the oxygen on an intermediate cation.

Since kinetic data are not available, no firm conclusions can be reached regarding the rate-determining transition state. However, sufficient data are available to attempt to describe the product-determining transition state.

The addition of iodonium nitrate in chloroform-pyridine occurs in an *anti*-stereospecific manner. Thus *cis*- and *trans*-2-butenes react to give exclusively *threo* and *erythro* products respectively (equation 105).

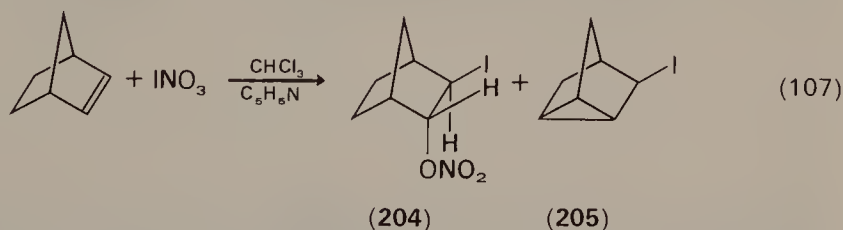


Additions to unsymmetrical alkenes such as *cis*-2-pentene (**203**) form both Markownikoff and *anti*-Markownikoff isomers as products (equation 106).



The amounts of β -iodoalkyl nitrates and β -iodoalkylpyridinium salts formed by addition to a number of alkyl-substituted ethylenes, as well as their stereochemistry and regiochemistry, are given in Table 18. The fact that the pyridinium group becomes attached to the more-highly substituted carbon on an olefinic bond was established by an X-ray crystallographic study.

Only limited data are available on the additions to cyclic or bicyclic alkenes. Norbornene adds INO_3 to form the β -iodoalkyl nitrate (**204**) and nortricyclic iodide (**205**, equation 107). No β -iodoalkyl pyridinium salts



are formed. In contrast, cyclohexene and cyclopentene form approximately equal amounts of the *trans*- β -iodoalkyl nitrates and β -iodoalkylpyridinium salts, while 2,3-dihydropyran forms only the *trans*- β -iodoalkylpyridinium salt (**206**, equation 108).

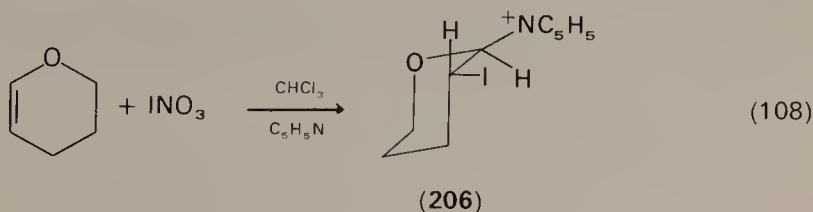
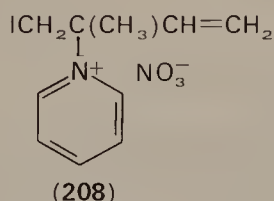
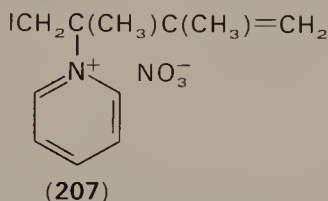


TABLE 18. Effect of alkene structure on the product composition of the addition of iodonium nitrate in chloroform-pyridine at 25 °C

Alkene	β-Iodoalkyl nitrate (%) ^a			β-Iodoalkyl pyridinium salt (%) ^a			Configuration of products
	Yield	M	aM	Yield	M	aM	
<i>cis</i> -2-Butene	32			54			<i>threo</i>
<i>trans</i> -2-Butene	32			55			<i>erythro</i>
<i>cis</i> -2-Pentene	67	30	70	5	0	100	<i>threo</i>
<i>trans</i> -2-Pentene	53	45	55	12	0	100	<i>erythro</i>
<i>cis</i> -4-Methyl-2-pentene	63	0	100	14	0	100	<i>threo</i>
<i>trans</i> -4-Methyl-2-pentene	70	20	80	15	0	100	<i>erythro</i>
<i>cis</i> -4,4-Dimethyl-2-pentene	93	0	100	7	0	100	<i>threo</i>
<i>trans</i> -4,4-Dimethyl-2-pentene	76	0		5	0	100	<i>erythro</i>
<i>Z</i> -3-Methyl-2-pentene				43	100	0	(<i>RS</i> , <i>RS</i>)
<i>E</i> -3-Methyl-2-pentene				39		0	(<i>RS</i> , <i>SR</i>)
2-Methyl-2-butene				75		0	—
2,3-Dimethyl-2-butene				47			—
Cyclohexene	60			40			<i>trans</i>
Cyclopentene	54			43			<i>trans</i>
Styrene	10	100	0	80	100	0	—
<i>cis</i> -Stilbene				83			<i>threo</i>
<i>trans</i> -Stilbene				86			<i>erythro</i>
<i>Z</i> -2,2-Dimethyl-3-hexene	71	0	100	Trace			<i>threo</i>
<i>E</i> -2,2-Dimethyl-3-hexene	51	0	100	Trace			<i>erythro</i>
1,4-Cyclohexadiene	27			24			—

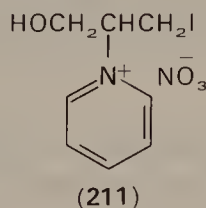
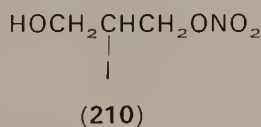
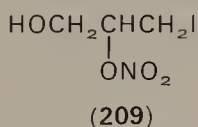
^a M = Markownikoff isomer; aM = *anti*-Markownikoff isomer.

Conjugated dienes react with INO_3 in chloroform-pyridine by a 1,2-addition to form only the β -iodoalkylpyridinium salts. Thus 2,3-dimethyl-1,3-butadiene and 2-methyl-1,3-butadiene form only the Markownikoff adducts **207** and **208** respectively.



Hydroxyalkenes react with iodonium nitrate in chloroform-pyridine to form both hydroxy β -iodoalkyl nitrates and hydroxy β -iodoalkylpyridinium salts. Compared to an alkene of similar structure without the hydroxyl group, the presence of a hydroxyl group increases the yield of the pyridinium salt as illustrated in Table 19.

By changing the solvent to 2,6-dimethylpyridine-chloroform, the formation of pyridinium salts can be eliminated. Thus, allyl alcohol reacts with INO_3 in chloroform-pyridine to form three products; the isomeric β -iodoalkyl nitrates (**209** and **210**) in 30% yield and a single pyridinium salt (**211**). Changing the solvent to 2,6-dimethylpyridine results in formation of only **209** and **210** in 60% yield.



Changing the solvent to 2,6-dimethylpyridine-chloroform also increases the yield of three-, four- and five-membered cyclic ethers. For example the product of the reaction of hex-1-en-3-ol with INO_3 in pyridine-chloroform is a 50:50 mixture of the isomeric β -iodoalkyl nitrates (**212** and **213**) produced in 34% yield plus **214** produced in 16% yield.

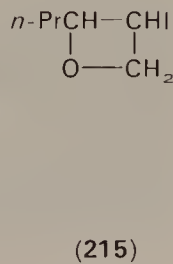
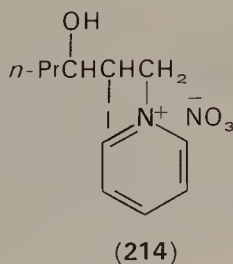
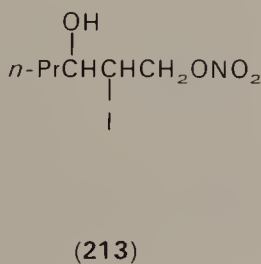
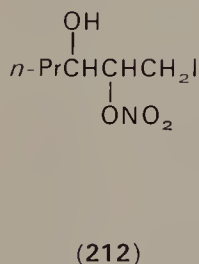
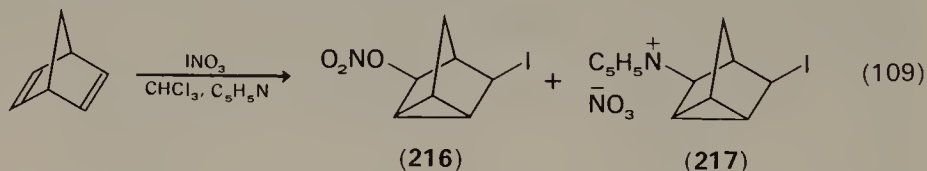


TABLE 19. Effect of placing a hydroxyl group on an alkene on the product composition of the reaction of iodonium nitrate in chloroform-pyridine

Alkene	Relative yields	
	β -Iodoalkyl nitrate	β -Iodoalkylpyridinium salts
$(\text{CH}_3)_2\text{C}(\text{OH})\text{CH}=\text{CH}_2$	1	2.0
<i>t</i> -BuCH=CH ₂	1	0.267
$\text{C}_2\text{H}_5\text{CH}(\text{OH})\text{CH}_2\text{CH}=\text{CH}_2$	1	2.0
<i>n</i> -PrCH(OH)CH=CH ₂	1	0.47
<i>n</i> -BuCH=CH ₂	1	0
$\text{C}_2\text{H}_5\text{CH}(\text{CH}_3)\text{CH}(\text{CH}_3)\text{CH}=\text{CH}_2$	1	0
Cyclohex-2-enol	1	0.805
Cyclohexene	1	0.66

Reaction in 2,6-dimethylpyridine(*sym*-collidine)-chloroform results in the formation of the oxetane (**215**) in 11% yield and a 53% yield of **212** and **213**. Further data are given in Table 20.

The reaction of INO_3 with norbornadiene gives **216** and **217** in 64% and 10% yields respectively (equation 109). This reaction presumably occurs under conditions of kinetic control.



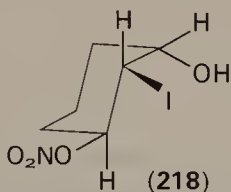
The reaction of INO_3 with cyclohex-2-enol gives 3-hydroxy-2-iodocyclohexyl nitrate (**218**) with the stereochemistry shown in which the

TABLE 20. Effect of solvent and alkene structure on the product distribution of the reaction of INO_3 with some olefinic alcohols

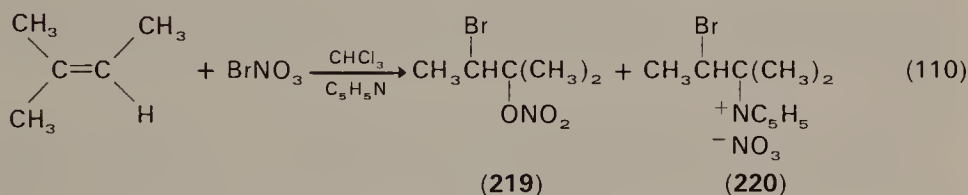
Alkene	Pyridine- CHCl_3^a		2,6-Dimethylpyridine- CHCl_3^a	
	Iodonitrate (%)	Iodopyridinium salts (%)	Iodonitrate (%)	Cyclic ether (%)
$\text{CH}_2=\text{CHCH}_2\text{OH}$	30(80% M)	23(100% M)	60(100% M)	
$\text{CH}_2=\text{C}(\text{CH}_3)\text{CH}_2\text{OH}$		75		
$(\text{CH}_3)_2\text{C}=\text{CHCH}_2\text{OH}$	20(100% M)	40(100% M)	20(100% M)	20
<i>t</i> -BuCH=CH ₂	75(100% M)	20(100% M)		
Hex-1-en-3-ol	34(50% M)	16	53(100% M)	11
Hex-5-en-3-ol	10(75% M)	20	17(100% M)	30
Cyclohex-2-enol	36	29		

^a M = Markownikoff isomer.

hydroxyl group is axial. Consideration of the stereochemistry of the two possible intermediates shows that the iodonium ion is formed *cis* to the hydroxyl group.



The only reported addition of bromonium nitrate BrNO_3 is that with 2-methyl-2-butene which gives **219** as the major adduct with only a small yield of the corresponding bromopyridinium nitrate (**220**, equation 110)³²⁰.



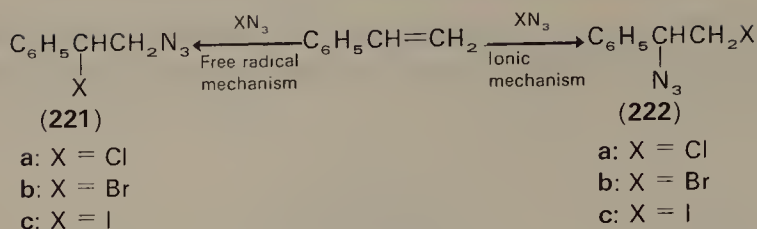
The actual electrophile here is also most likely the complex species: $\text{Br}(\text{C}_5\text{H}_5\text{N})_2^+$.

The data presented appears consistent with a bridged-halonium ion product-determining transition state. Nucleophilic attack on the intermediate halonium ion occurs in general at the least sterically-hindered carbon giving products of *anti*-Markownikoff addition.

F. Halogen Azides

The halogen azides, IN_3 , BrN_3 and ClN_3 were first reported and characterized many years ago^{321,322}. It is only recently that convenient methods of preparing these unstable compounds in solution have been developed^{323,324}.

Hassner and coworkers have found that halogen azides can add to alkenes by either an ionic or free-radical mechanism^{323,324}. For example in non-polar solvents and in the presence of a radical initiator, chlorine azide reacts with styrene to form the *anti*-Markownikoff isomer **221a**. However, in the presence of air and in a polar solvent in the dark the Markownikoff isomer **222a** is formed. On the basis of the electronegativity trend $I < N_3 < Br < Cl$, it would be expected that the preference for an ionic mechanism would be $IN_3 > BrN_3 > ClN_3$.



This indeed seems to be the case. Iodine azide reacts almost exclusively by an ionic mechanism, but can, under special conditions, be induced to react via an azide radical mechanism. Table 21 shows the effects of variable solvent and reaction conditions on the addition of XN_3 to styrene at 0°C . It is apparent that solvents of low polarity, in the presence of light and/or absence of oxygen, enhance the free-radical pathway whereas the ionic pathway is preferred in more-polar solvents in the presence of oxygen. Whereas the nature of the reaction, be it ionic or radical, is readily changed for BrN_3 it can only be accomplished with some difficulty for IN_3 and ClN_3 .

The stereo- and regiochemistry of the addition of halogen azides to alkene have been reviewed by Hassner³²⁵. The mechanistic conclusions can be summarized as follows. The ionic reaction of IN_3 and BrN_3 to alkenes forms non-regiospecific products by *anti* addition. Addition to

TABLE 21. Effect of reaction conditions on the product of addition of halogen azides to styrene at 0°C ^{323,324}

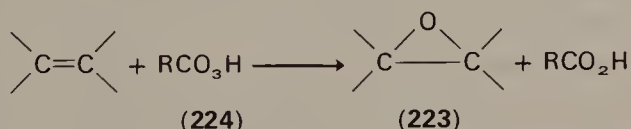
Conditions	ClN_3 (%)			BrN_3 (%)			IN_3 (%)	
	221a	222a	Other	221b	222b	Other	221c	222c
Pentane, air	100	—	—					
Pentane, N_2				100	—	—	39	61
Pentane, O_2							13	87
CH_2Cl_2 , air	100	—	—					
CH_2Cl_2 , air				77	23	—		
				50	50	—		
CH_2Cl_2 , N_2				86	14	—	12	88
CH_2Cl_2 , O_2				33	67	—		
CH_3CN , O_2	66	14	2	9	50	41	—	100
CH_3NO_2 , air								
H_2SO_4 , SO_3	47	47						
CH_3NO_2 , O_2	17	48	23	—	100	—		
CH_3NO_2 , O_2 , dark								
H_2SO_4 , SO_3	—	92	8					
CH_3CN , N_2				35	40	25		
CH_3NO_2 , N_2				4	96	—		

certain alkenes, such as benzonorbornadiene results in rearranged products. A mechanism involving a bridged iodonium or bromonium ion intermediate has been postulated to account for the non-regiospecific *anti* addition products. Products of rearrangement or regiospecific and non-stereospecific addition are the result of a mechanism involving an open carbonium ion which in certain cases is more stable than the bridged ion.

VI. COMPOUNDS CONTAINING ELECTROPHILIC OXYGEN, SULPHUR, SELENIUM AND TELLURIUM

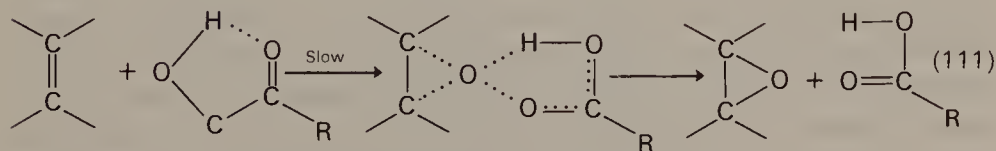
A. Epoxidation by Organic Peroxy Acids

The epoxidation of alkenes is a general reaction which gives oxiranes (223) as products in high yield under mild conditions. Consequently it is a reaction that is widely used in synthetic organic chemistry. Organic peroxy acids (224) are most commonly used to epoxidize an alkene. Epoxidation by organic peroxy acids has recently been reviewed³²⁶. Other reagents that are capable of epoxidizing alkenes are covalent peroxides of

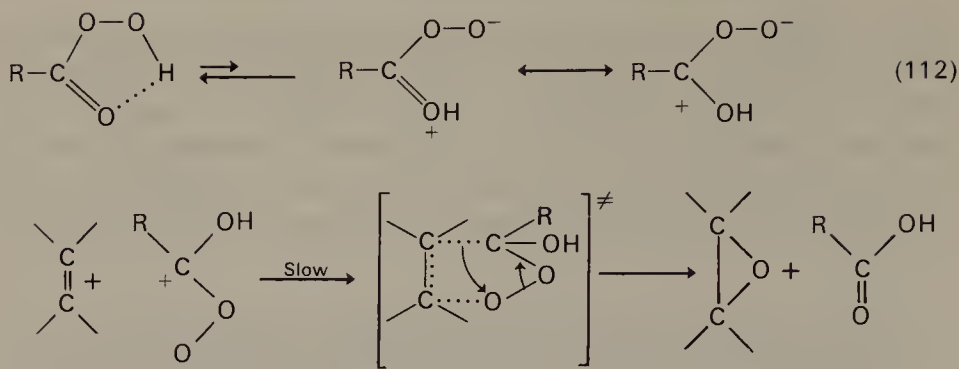


molybdenum³²⁷, *t*-butyl hydroperoxide in the presence of a catalyst such as molybdenum or vanadium compounds³²⁸, and the silver-metal-catalysed reaction of oxygen³²⁹.

Epoxidation of alkenes always results in *syn* addition and consequently the stereochemistry of the alkene is maintained in the product. The reaction of organic peroxy acids and alkenes is second order overall; first order in alkene and first order in peroxy acid. Two mechanisms have been proposed for this reaction. The first suggested by Bartlett³³⁰ involves a cyclic, non-ionic, three-membered rate-determining transition state (equation 111). The second suggested by Kwart is a 1,3-dipolar addition



of a hydroxyl-substituted carbonyl oxide which involves a five-membered rate-determining transition state (equation 112)³³¹.



Most of the attempts to distinguish between these two mechanisms have been based upon structure reactivity correlations. By this method, the relative reactivities of specially selected alkenes with reagents known to react by 1,3-dipolar and three-membered cyclic mechanisms are compared with the relative reactivity of the same alkenes toward epoxidation. A similarity in the relative reactivities of epoxidation to one of the two mechanistic models is taken as evidence in support of that mechanism. In Table 22 are listed data which have been used to support the three-membered transition-state mechanism.

From an examination of the data in Table 22 a correlation appears between the size of the cyclic transition state and the relative rates **225:226** and **227:226**. Reactions whose rate-determining transition state is cyclic and contains five or six atoms have relatively high ratios of **225:226** and **227:226** while reactions with a three-member, cyclic, rate-determining transition states have low ratios.

To explain these results it has been postulated^{332,338} that a considerable part of the strain energy of cyclopentene and norbornene is lost in a four-, five- or six-member, cyclic, rate-determining transition state. As a result cyclopentene and norbornene, which have about 4 kcal/mol and 10 kcal/mol more strain energy respectively than cyclohexene, are more reactive than cyclohexene in diimide reduction, 1,3-dipolar additions, and hydroboration reactions.

For addition reactions that involve a three-member, cyclic rate-determining transition state, the transformation of a double bond into a relatively-strained, three-membered ring would not lead to a significant decrease in the overall strain in the transition state. As a result there is little difference in the relative reactivities of strained and unstrained alkenes for reactions such as the additions of arenesulphenyl chloride and dichlorocarbene, both being examples of reactions involving three-membered, rate-determining transition states. Using this argument, it is

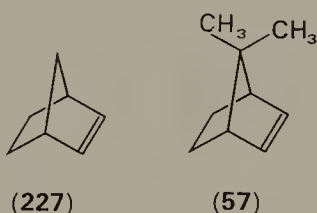
TABLE 22. A comparison of the reactivity of cyclopentene, cyclohexene and norbornene with several reagents

	Cyclopentene (225): cyclohexene (226)	Norbornene (227): cyclohexene (226)	Size of cyclic transition state	Reference
Diimide reduction	15.5	450	6	332
Diphenylnitrilimine addition	12	280	5	333
Benzonitrile oxide addition	19	1800	5	333
Phenyl azide addition	64	6500	5	333
Hydroboration	110		4	334
Bromination	1.4	13	3	335
2,4-Dinitrobenzenesulphenyl chloride	3.3	33	3	176
CBr ₂ addition	1.25		3	176
Epoxidation	1.5	1.2		336
				337

concluded that the mechanism of epoxidation involves a cyclic, three-member, rate-determining transition state.

In support of the 1,3-dipolar mechanism, Kwart³³⁹ has pointed out that it cannot be assumed that all 1,3-dipolar addends should react with **225**, **226**, and **227** at vastly different rates. According to Huisgen³⁴⁰⁻³⁴² the assumed hydroxylcarbonyl oxide intermediate should not necessarily show large rate differences in reactions with cyclic alkenes like **225**, **226** and **227** because it is a 1,3-dipolar reagent without a double bond in the sextet structure.

The results of the addition of a number of electrophiles to norbornene (**227**) and 7,7-dimethylnorbornene (**57**) which are given in Table 23 substantiate this view.



The data in Table 23 has been used to distinguish between mechanisms involving cyclic and non-cyclic rate-determining transition states. Thus, the relative rates of the free radical addition of PhSH and hydrochlorination to **227** and **57** (k_r) are relatively low; i.e. 2-30. The direction of addition to both **227** and **57** is *exo*. This seems to be characteristic of reactions whose mechanisms involve a non-cyclic rate-determining transition state. For the addition of PhSCl, B₂H₆ and other addenda, whose mechanisms are known to involve a cyclic rate-determining transition state, the ratio k_r is high, i.e. 500-∞ and the direction of addition changes from exclusively *exo* for **227** to predominantly *endo* for **57**.

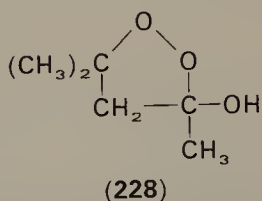
While these results distinguish between a mechanism involving a cyclic or non-cyclic transition state, they cannot apparently distinguish the actual size of the cycle. Hence, in Table 23 all reactions except diimide addition involving cyclic transition states show a high k_r ratio and a change in product stereochemistry from *exo* for **227** to predominantly *endo* for **57** no matter what their size.

Kwart³³⁹ has demonstrated that the thermolysis (100 °C in deuteriochloroform) of 3-hydroxy-3,5,5-trimethyl-1,2-dioxacyclopentane (**228**, the intermediate formed by the dipolar mechanism from peroxy acetic acid and isobutylene) does produce isobutylene oxide as a minor product. This result establishes that the 1,3-dipolar adduct can decompose to give an epoxide. However the unexpectedly high stability of **228** and the low

TABLE 23. Stereochemistry and relative rates of addition to norbornene and 7,7-dimethylnorbornene

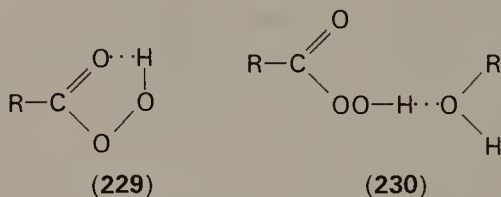
Addendum	% <i>exo</i> product ^a (227)	% <i>exo</i> product ^a (57)	k_r^b	Size of cyclic transition state	Reference
B ₂ H ₆	99.5	22		4	344
9-BBN	99.5	3	480	4	343
Peracid	99.5	12	1000		345
PhSCl	~100	4	1820	3	343
N ₂ H ₂	~100	~100	950	6	343
Ag ⁺	~100	No reaction		3	343
CCl ₂	~100	No reaction		3	343
Diphenylnitrimine	~100			5	346
Benzonitrile oxide	~100	34		5	346
HCl	~100	~100	2.2	Non-cyclic	
PhSH	99.5	95	30	Non-cyclic	343

^a Remainder *endo*^b $k_r = k_{exo-227}/k_{exo-57}$



yield of epoxide do not provide convincing evidence for the 1,3-dipolar mechanism. To account for these results it was concluded that **228** never actually forms but that 'the very act of approach to bond formation produces rearrangement to epoxide by virtue of the conformational accommodation that produces O—O bond rupture without intermediate formation of the 1,2-dioxolan (which would be the hypothetical non-planar, stable product of 1,3-dipolar addition)'³³⁹.

The Bartlett mechanism has been used to explain the effect of a change of solvent on the rate of epoxidation³⁴⁷. In general, a hydrogen-bonding solvent decreases the rate of epoxidation of an alkene relative to the rate of epoxidation in carbon tetrachloride^{347,348}. The effect of the hydrogen bonding solvent is attributed to a disruption of the chelate structure of the peroxy acids (**229**) in favour of an open-chain structure (**230**) involving



an intermolecular hydrogen bond between the solvent and the peroxy acid. A shift in the structure of the ground state of the peroxy acid from the chelate structure (in chlorinated solvents) to the open-chain structure (in hydrogen-bonded solvents) requires a desolvation process to take place before the transition state is reached. It is argued that such desolvation increases the activation energy causing the observed increase in the rate of epoxidation³⁴⁷.

The evidence currently available favours the Bartlett molecular mechanism. However it is not inconceivable that both mechanisms might be important under different conditions of alkene structure and solvent. Only further experiment will provide a definite conclusion.

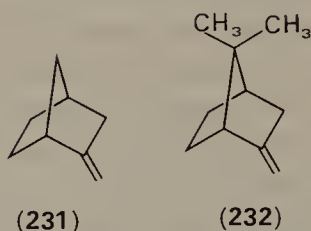
A large number of studies have been carried out to determine the effect of alkene structure upon the rate of epoxidation. The following general conclusions can be drawn from the available data: (i) The replacement of the hydrogen atoms of ethylene by alkyl groups increases the rate

of epoxidation; in fact the effect of successively replacing the hydrogen atoms of ethylene by methyl group produces a cumulative rate increase; thus a plot of $\log k_2$ vs. the number of methyl groups on ethylene is linear³⁴⁹, suggesting that the rate determining transition state is fairly symmetrical and has been used as support for the Bartlett mechanism³⁵⁰; (ii) cycloalkenes react slightly faster than dialkylsubstituted ethylenes; (iii) one double bond of a conjugated diene reacts rapidly with peroxy acids but the second reacts more slowly, presumably because of the proximity of the electron-withdrawing oxirane group; (iv) electron-withdrawing functional groups such as aldehydes, ketones, carboxylic acids and esters adjacent to the double bond greatly depress the rate of epoxidation relative to ethylene; (v) the effect of aryl substituents is variable, sometimes the rate is faster (styrene, 1-phenylpropene) and sometimes slower (stilbene) relative to ethylene, also electron-withdrawing substituents in the phenyl ring decrease the rate while electron donating substituents increase it; (vi) *cis*-alkenes generally react with peroxy acids faster than do their *trans*-isomers; (vii) strained alkenes such as norbornene or methylenecyclobutane epoxidize very rapidly relative to ethylene.

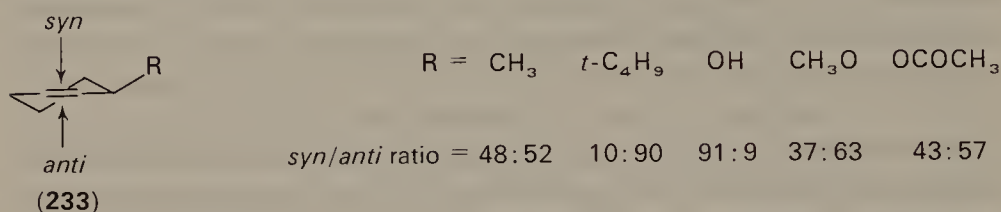
The data supporting these general conclusions has been elegantly summarized by Swern³⁵¹.

The reaction of peroxy acids with alkenes can be regarded as the fixing of an oxygen atom across the double bond of the alkene. With simple alkenes, the stereochemistry of the product is identical to that of the alkene. Thus *cis*-alkenes yield *cis*-epoxides and *trans*-alkenes yield *trans*-epoxides. Some cyclic alkenes however can form products with different stereochemistry because of special structural features which make one side of the double bond more susceptible to attack than the other. These structural features usually fall into two classes. In one class the structure of the molecule is such that the bulk of some functional group hinders attack favouring addition *anti* to that group; in the other class, the functional group may attract the electrophile-favouring *syn* addition to itself.

One example of this steric effect has already been discussed, i.e. the change in the stereochemistry of the product of epoxidation of **227**, which is *exo*, to yield predominantly the *endo* isomer for **57**. Similar results are obtained by epoxidation of **231** and **232**. The product of epoxidation of **231** is the *exo* isomer while the *endo* isomer is the major product of epoxidation of **232**³⁴⁵. Clearly the presence of the *syn* methyl group exerts a steric effect which hinders *exo* rather than *endo* attack. The effect of the methyl group then falls into the first class. Similar results



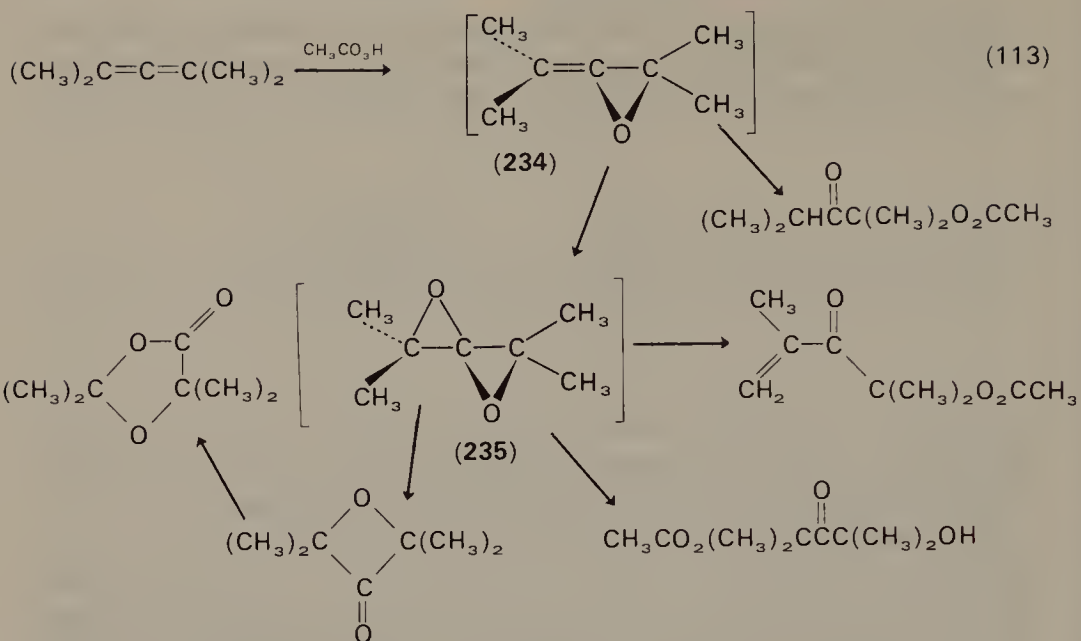
are found in the epoxidation of 3-substituted cyclohexenes (233)³⁵². When the 3-substituent is a methyl group the *syn/anti* ratio is 48:52,



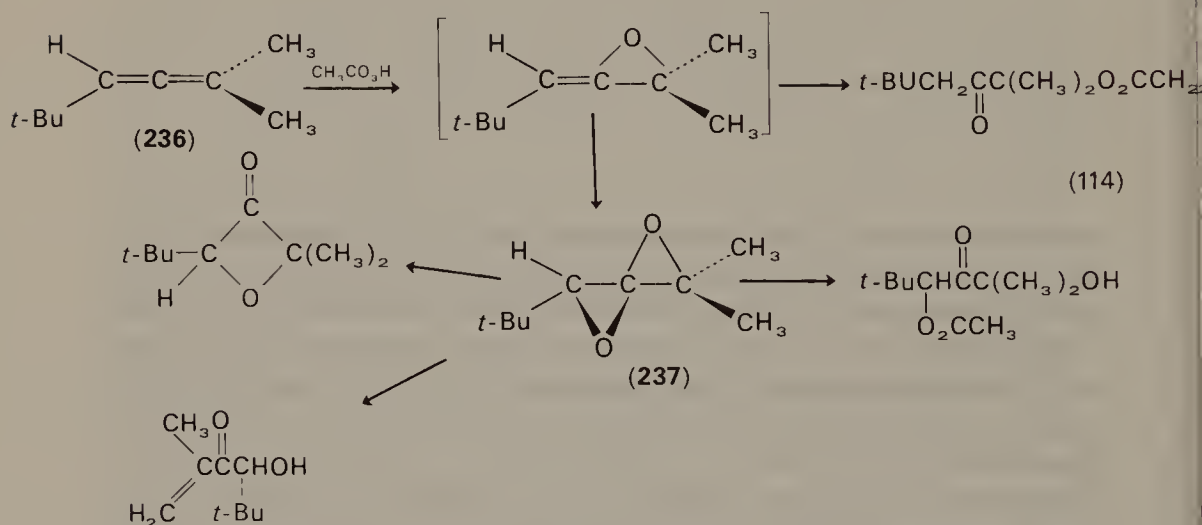
while for a *t*-butyl group the ratio is 10:90. The rate of epoxidation of both of these compounds is slower than that of cyclohexene. These results support the explanation that the steric bulk of the substituent influences both the rate and the direction of attack. Thus the larger the bulk of the group R, the slower the rate of epoxidation and the more *anti* addition.

When a hydroxyl group is placed in the 3-position of cyclohexene the *syn/anti* ratio is 91:9 indicating that *syn* addition is preferred³⁵³. Also its rate of epoxidation is faster than for cyclohexene. Thus an alkyl group and a hydroxyl group have different effects and are examples of the two classes of substituents previously cited. The rate effect of the hydroxyl group is contrary to its usual rate-retarding inductive effect. In addition, the hydroxyl group directs the electrophile *syn* to itself. This stereo-directing influence of a hydroxyl group near the reaction centre seems to be due to the hydrogen of the hydroxyl group, because replacement of the hydroxyl by a methoxy group causes a change in the *syn/anti* ratio favouring *anti* addition. The directing effect of the hydroxyl group is believed to be due to hydrogen bonding between the alcohol and the peroxy acid which stabilizes the transition state for *syn* addition, causing not only a rate increase but also directing the electrophile *syn* to itself. Numerous other examples of intramolecular facilitation of epoxidation by hydroxyl groups have been described particularly in the steroid field³⁵⁴⁻³⁵⁶.

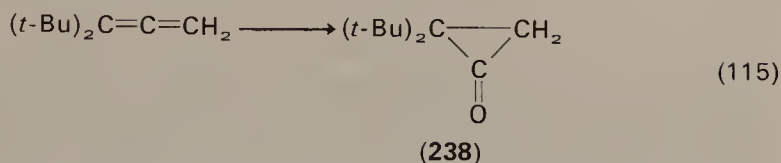
In contrast to cyclohex-2-enol, the epoxidation of *cis*-cyclooct-2-enol is reported to give the *trans* epoxyalcohol³⁵⁷, while cyclohept-2-enol forms a mixture of the *cis* and *trans* epoxyalcohols³⁵⁸. This apparent anomaly has been resolved by Whitham³⁵⁹ who has postulated that the




The isolation of 5-*t*-butyl-2,2-dimethyl-1,4-dioxaspiro[2.2]pentane (**237**) from the peracetic acid oxidation of 2,5,5-trimethyl-2,3-hexadiene (**236**, equation 114)³⁶⁵ is taken as support for this mechanism.



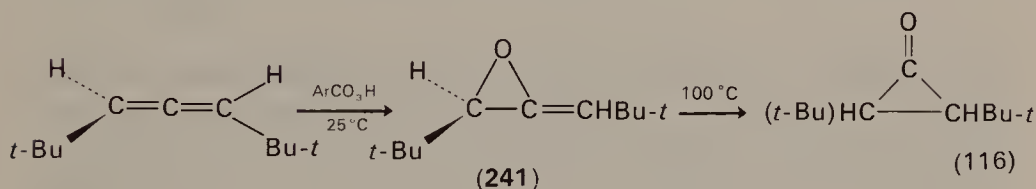
The peroxy acid oxidation of 1,1-di-*t*-butylallene in methylene chloride gave the cyclopropanone **238** (equation 115)³⁶⁹. The experimental evidence is, however, insufficient to distinguish between **239** or **240** as the



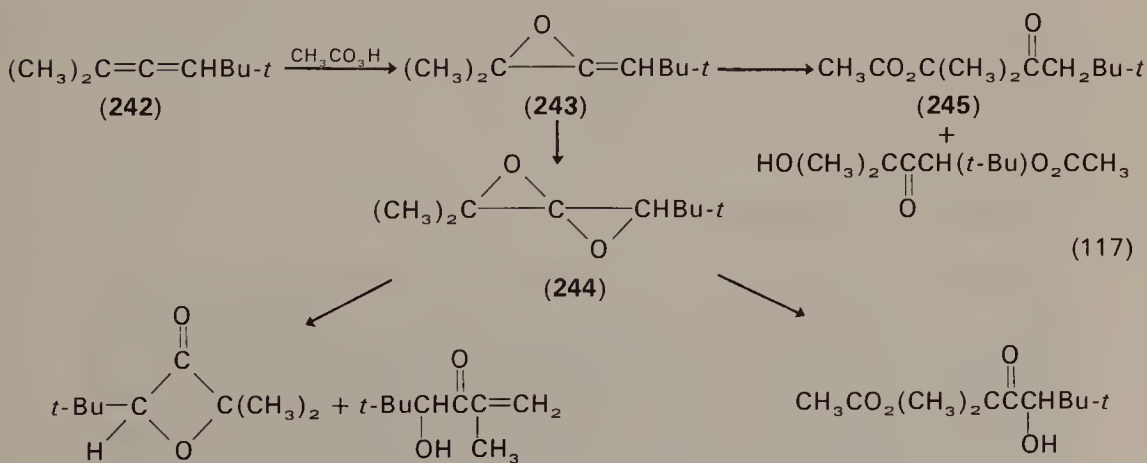
hypothetical precursor to **238**. Evidence in favour of a reaction path via an allene oxide such as **239** or **240** has been provided by Camp and Greene³⁶³



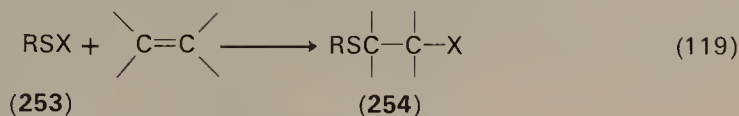
who found that the reaction of excess 1,3-di-*t*-butylallene with *m*-chloroperbenzoic acid in hexane gave **241** (equation 116).



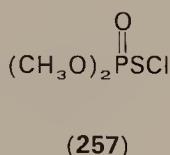
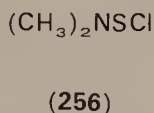
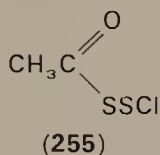
Reaction with a second mole of peroxyacid seems to be faster than the initial monoepoxidation of the allene. Hence an attempt to isolate an allene oxide intermediate (**243**) by the slow addition of one equivalent of peracetic acid to **242** in CH_2Cl_2 led only to a product mixture consisting of **242**, **244**, and a small amount of **245** (equation 117). The isolation of



244, however, indicates that **243** is on the reaction coordinate. In contrast tri-*t*-butylallene **246** gave a 9:1 mixture of the *E*-allene oxide **247** and



chloride is the most commonly used alkanesulphenyl chloride. Additions to alkenes have also been reported with acetylthiosulphenyl chloride (255)³⁷¹, dimethylaminosulphenyl chloride (256)³⁷² and *O,O'*-dimethyl-



phosphorylsulphenyl chloride (257)³⁷³. Acetic acid and chlorinated hydrocarbons such as methylene chloride, chloroform and 1,1,2,2-tetrachloroethane (TCE) have been the solvents most commonly used³⁷⁴. Non-polar solvents such as benzene and saturated hydrocarbons can also be used³⁷⁴ while alcohols or amines react with sulphenyl chlorides and consequently are unsuitable as solvents³⁷⁵.

Since the last review on this subject, considerable work has been done to clarify many aspects of the mechanism of this reaction^{376,377}.

The rate law in polar solvents is overall second order; first order in alkene and first order in sulphenyl halide³⁷⁸⁻³⁸¹. In CCl_4 the rate law becomes more complex and involves additional terms which are second and third order in sulphenyl bromide as well as terms involving the product³⁸². The rate of addition is enhanced by polar solvents. In nitrobenzene the rate is five-times faster than in CHCl_3 . The presence of sodium perchlorate further enhances the rate in acetic acid³⁷⁹.

Considerable data are available on the rates of addition of arenesulphenyl chlorides to a wide variety of alkenes. Selected data are summarized in Table 24. The data reported in Table 24 are the result of direct kinetic measurements. Relative rates determined by competition experiments have not been included since recent work has shown that these results are often in serious error because thermodynamically-controlled rather than kinetically-controlled product mixtures are often observed under the conditions used³⁸³.

The data in Table 24 clearly establish that electron-donating substituents enhance while electron-withdrawing substituents decrease the rate of addition. Taft correlations are reported for alkyl substituted alkenes with values of -2.88 ³⁸⁴, -1.81 ¹⁷⁶ and -2.84 ³⁸⁵ for ρ^* . Hammett ρ values have been obtained for additions of 2,4-dinitrobenzene- and 4-chlorobenzenesulphenyl chloride to ring-substituted styrenes and

TABLE 24. Specific rate constants of addition of arenesulphenyl chlorides to alkenes

Alkene	4-ClC ₆ H ₄ SCl $k_2(\text{l mol}^{-1} \text{s}^{-1})$		2,4-(NO ₂) ₂ C ₆ H ₃ SCl $k_2(\text{l mol}^{-1} \text{s}^{-1}) \times 10^3$	
	TCE ^{a,b}	HOAc ^a	TCE ^a	HOAc ^a
CH ₂ =CH ₂	65.1			
CH ₃ CH=CH ₂	205			
C ₂ H ₅ CH=CH ₂	248			1.43 ^c
<i>i</i> -PrCH=CH ₂	140			1.12 ^c
<i>n</i> -BuCH=CH ₂	145	33.2 ^f		1.42 ^c
				1.18 ^d
				1.32 ^e
<i>t</i> -BuCH=CH ₂	95.1			0.755 ^c
				0.52 ^d
(CH ₃) ₂ C=CH ₂	551			4.62 ^c
C ₂ H ₅ (CH ₃)C=CH ₂	611			3.02 ^c
				2.95 ^d
(<i>c</i>) CH ₃ CH=CHCH ₃	1340			26.3 ^c
(<i>t</i>) CH ₃ CH=CHCH ₃	434			2.88 ^c
(<i>c</i>) CH ₃ CH=CHC ₆ H ₅	43.0	7.15 ^g	0.284 ^h	0.45 ^g
(<i>t</i>) CH ₃ CH=CHC ₆ H ₅	118.3	28.6 ^g	0.598 ^h	1.26 ^g
(<i>c</i>) <i>n</i> -PrCH=CHPr- <i>n</i>				10.4 ^c
(<i>t</i>) <i>n</i> -PrCH=CHPr- <i>n</i>				1.57 ^c
				1.55 ^d
(<i>Z</i>) C ₂ H ₅ (CH ₃)C=CHCH ₃	4840			
(<i>E</i>) C ₂ H ₅ (CH ₃)C=CHCH ₃	2290			
(CH ₃) ₂ C=C(CH ₃) ₂	7700			
C ₆ H ₅ CH=CH ₂	62.0	16.0 ^f		0.913 ^c
				0.737 ⁱ
				0.741 ^e

^a TCE = 1,1,2,2-tetrachloroethane; HOAc = acetic acid. All additions at 25 °C except for those in reference *c* which are at 30 °C.

^b Reference 386.

^c Reference 176.

^d Reference 385.

^e Reference 388.

^f Reference 416.

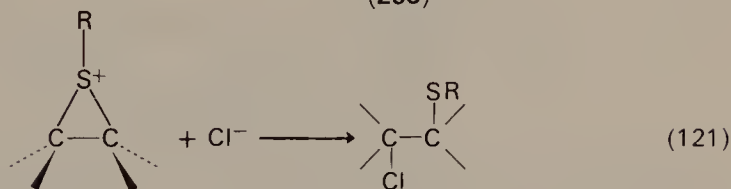
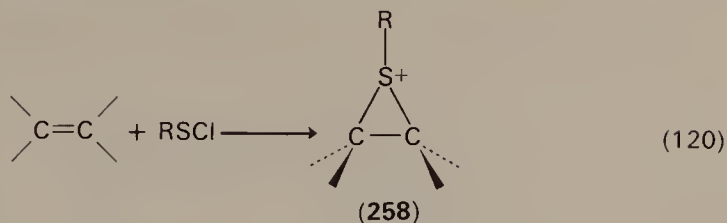
^g G. H. Schmid and J. W. Gordon, unpublished results.

^h Reference 410.

ⁱ Reference 387.


1-phenylpropenes^{387–389} and are given in Table 25. These results establish the electrophilic nature of the addition of sulphenyl halides to alkenes.

An Ad_E2 mechanism was first proposed by Kharasch and Buess³⁹⁰ and is shown in Scheme 5. The first step, equation (120), involves formation of a thiiranium (episulphonium) ion (**258**) which undergoes chloride ion attack in the second step, equation (121).



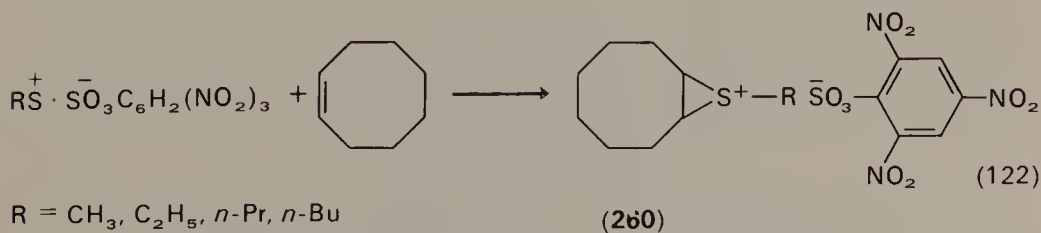
SCHEME 5.

The usual criteria of a two-step mechanism, solvent-incorporated or rearranged products, are rare in sulphenyl-halide additions. Among the known examples are the addition to norbornadiene^{391a} to give **259a** in addition to the normal *trans* 1,2-adduct and the addition to 2-(4-methoxyphenyl)-3-methylbut-3-en-2-ol which forms **259b** by migration of the anisyl group^{391b}. The accelerating effect of polar solvents on the



rate of addition suggests a rate-determining transition state which is more polar than the starting material in accordance with a two-step mechanism involving a cationic intermediate.

A number of stable thiiranium ion salts have been prepared. *S*-Alkyl cyclooctene thiiranium ions have been prepared by the reactions shown in equation (122)³⁹².



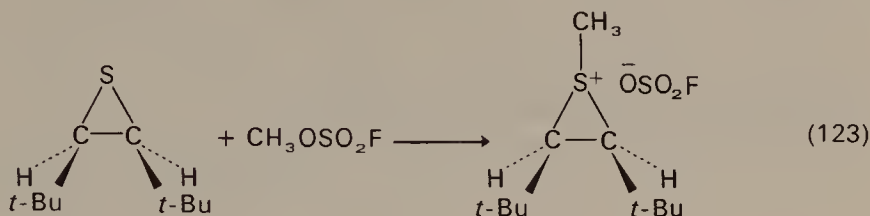
Kellog and coworkers have prepared *cis*-di-*t*-butylethylene methyl episulphonium fluorosulphate from the reaction of methyl fluorosulphate

TABLE 25. Hammett ρ values for the additions of arenesulphenyl chlorides to styrenes and 1-arylpropenes

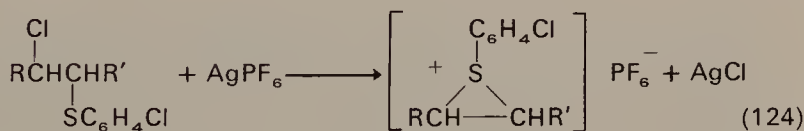
RSX	Substrate	ρ	ρ^+	Solvent	Reference
2,4-(NO ₂) ₂ C ₆ H ₃ SCl	ArCH=CH ₂	-2.4		CH ₃ CO ₂ H	387
2,4-(NO ₂) ₂ C ₆ H ₃ SCl	<i>cis</i> -1-ArCH=CHCH ₃	-2.3	-1.80 ^a	CH ₃ CO ₂ H	388
2,4-(NO ₂) ₂ C ₆ H ₃ SCl	<i>trans</i> -1-ArCH=CHCH ₃	-2.64	-1.90 ^a	CH ₃ CO ₂ H	388
2,4-(NO ₂) ₂ C ₆ H ₃ SCl	<i>cis</i> -1-ArCH=CHCH ₃	-2.79	-1.97	TCE	389
2,4-(NO ₂) ₂ C ₆ H ₃ SCl	<i>trans</i> -1-ArCH=CHCH ₃	-3.98	-2.98	TCE	389
4-ClC ₆ H ₄ SCl	<i>trans</i> -1-ArCH=CHCH ₃	-2.41		TCE	389

^a Calculated from data in Reference 388.

with *cis*-di-*t*-butylethylene episulphide in chloroform (equation 123)³⁹³. Attempts to prepare the corresponding *trans* salt were unsuccessful.



Recently several thiiranium ions containing different alkyl substituents have been prepared by the reaction of AgPF_6 with β -chloroalkyl 4-chlorophenyl sulphide in methylene chloride or nitromethane (equation 124)²⁸⁵.

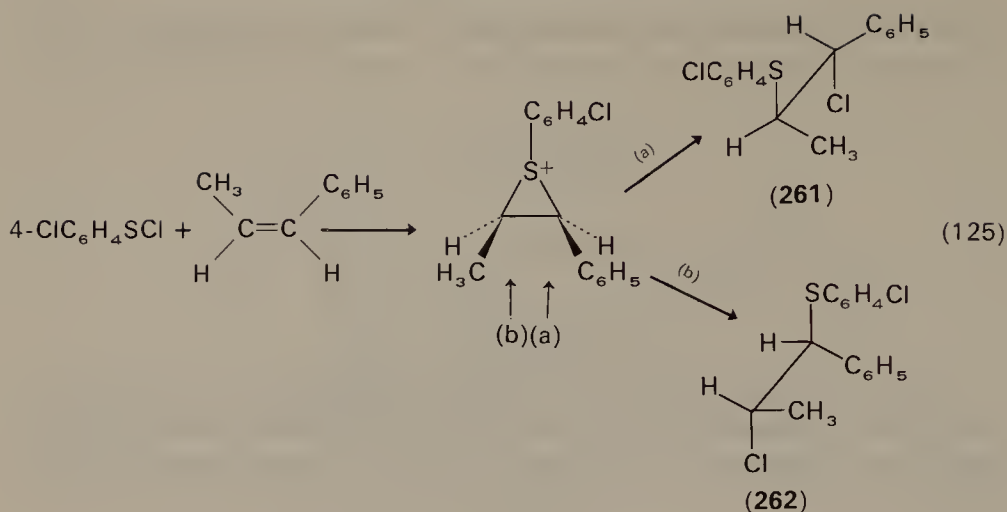


A number of theoretical calculations of the relative energies of the cyclic and open ions have been reported^{89,394,395,396}. The thiiranium ion is the more stable regardless of the type of calculation (semi-empirical or *ab initio*) employed.

Strong evidence in favour of a bridged structure for the cationic intermediate is provided by the almost exclusively *anti* stereospecific addition of sulphenyl chlorides (the few exceptions will be considered later). Thus the addition of 4-chlorobenzenesulphenyl chloride to *cis*- and *trans*-2-butene is 99.98% *anti* stereospecific over a temperature range of 180 °C³⁹⁷. Such a result is inconsistent with a mechanism involving an open-ion intermediate.

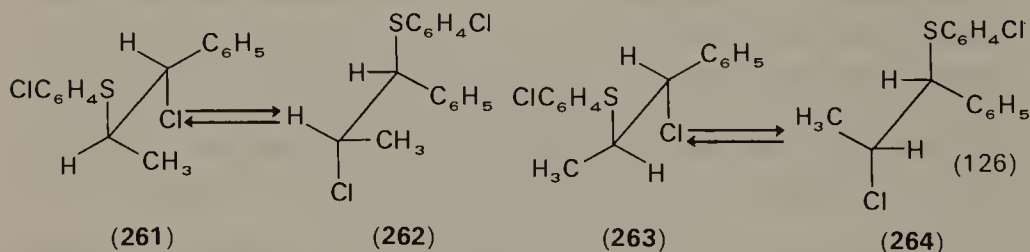
The addition of sulphenyl chlorides to unsymmetrical alkenes is non-regiospecific and yields products with both Markownikoff and *anti*-Markownikoff orientation^{381,371,398}. Thus the products of addition of 4-chlorobenzenesulphenyl chloride to *cis*-1-phenylpropene are the Markownikoff (**261**) and the *anti*-Markownikoff (**262**) products formed by attack of chloride ion at both carbon atoms of the thiiranium ion (equation 125).

It has also been observed that the reaction of methane-, benzene-, and 4-chlorobenzene sulphenyl chloride with terminal alkenes forms predominantly the *anti*-Markownikoff adduct under kinetic control. These results provide convincing evidence that a thiiranium ion is involved prior to the product determining step.



Hogg was the first to provide experimental evidence that the first step in Scheme 5 is rate determining³⁹⁹. The rates of addition of a series of 4-substituted-2-nitrobenzenesulphenyl bromides and chlorides to cyclohexene were measured. The relative rates of the corresponding bromides and chlorides were found to be essentially constant: $k_{\text{Br}}/k_{\text{Cl}} = 2.4$. Such a result is in accord with a rate-determining first step. If the second step were rate determining, then the relative rates should increase as the thiiranium ion becomes more stable.

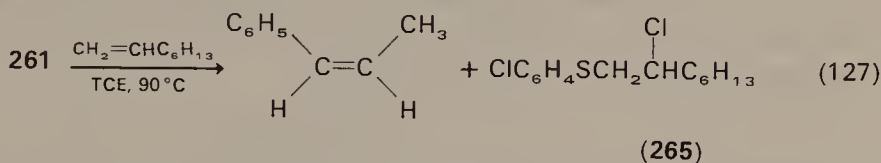
Further experimental data have recently been reported which support this conclusion. In a number of reactions it has been found that the first-formed adduct slowly isomerizes^{371,399}. For example, the kinetically-controlled products of the addition of 4-chlorobenzenesulphenyl chloride to *cis*- and *trans*-1-phenylpropene, **261** and **263** respectively, slowly isomerize to **262** and **264** which are the thermodynamically-controlled products (equation 126)⁴⁰⁰. This isomerization is completely stereo-



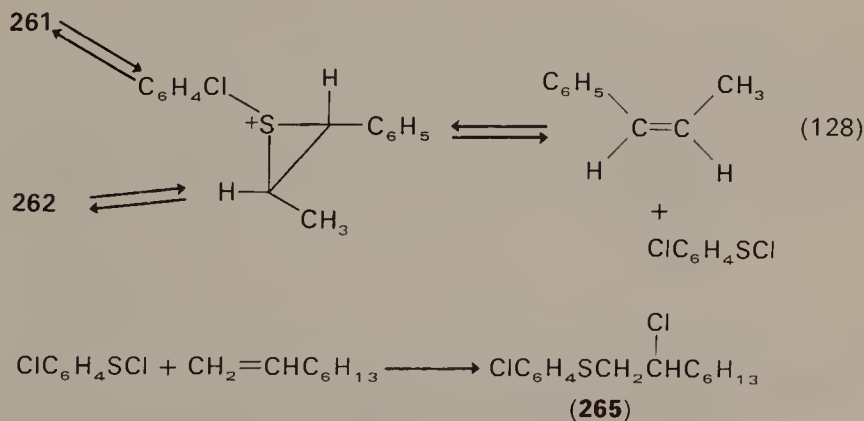
specific. The *threo* Markownikoff adduct **261** forms the *threo anti*-Markownikoff adduct **262**. Similarly the *erythro* Markownikoff adduct **263** obtained by addition to *trans*-1-phenylpropene, forms the *erythro*

anti-Markownikoff adduct **264**. No leakage between the two series has ever been observed.

It has been observed in certain systems that the addition of sulphenyl chlorides is a reversible reaction. The reaction of the adduct **261** with excess 1-octene in TCE at 90 °C results in the formation of *cis*-1-phenylpropene and 2-chlorooctyl 4-chlorophenyl sulphide (**265**, equation 127)⁴⁰¹. This is in effect an exchange of 4-chlorobenzenesulphenyl chloride from *cis*-1-phenylpropene to 1-octene.



These facts can be explained by a mechanism involving reformation of the thiiranium ion from the adduct **261** which then undergoes attack at three sites: the two non-equivalent carbon atoms and the sulphur atom of the ring (equation 128). The first two sites lead to the Markownikoff-*anti*-Markownikoff isomerization, while the latter leads to the exchange reaction by reforming the arenesulphenyl chloride which can add to 1-octene.



Evidence for this mechanism is provided by the work of King⁴⁰² who found that the rate of diaxial to diequatorial rearrangement of the arenesulphenyl chloride adduct to 5 α -cholest-2-ene depends upon the electron-donating ability of the substituent on the phenyl ring. Furthermore, Helmkamp has found that the stable thiiranium salt **260** reacts with nucleophiles, such as chloride ion, at the sulphur to form cyclooctene and methanesulphenyl chloride⁴⁰³.

The fact that **261** isomerizes to **262** 2.4-times faster than it exchanges to form **265** provides the key to establishing the rate-determining step. The

path leading to the thiiranium ion by sulphur neighbouring group participation is the microscopic reverse of that leading to the β -chloroalkyl sulphide product from the thiiranium ion. Since isomerization is faster than the return to starting alkene and arenesulphenyl chloride, the transition state for formation of the thiiranium ion from *cis*-1-phenylpropene and 4-chlorobenzenesulphenyl chloride must be higher in energy than the transition state for isomerization. This clearly establishes that a step prior to forming the thiiranium ion is rate-determining in this system. From the kinetic data available we can draw the reaction coordinate energy diagram shown in Figure 5 for the addition of 4-chlorobenzene-sulphenyl chloride to *cis*-1-phenylpropene.

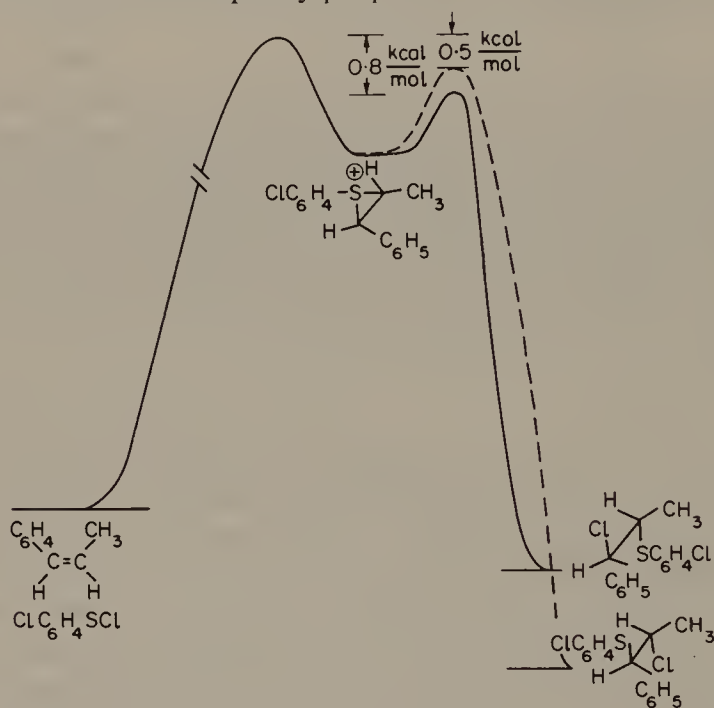
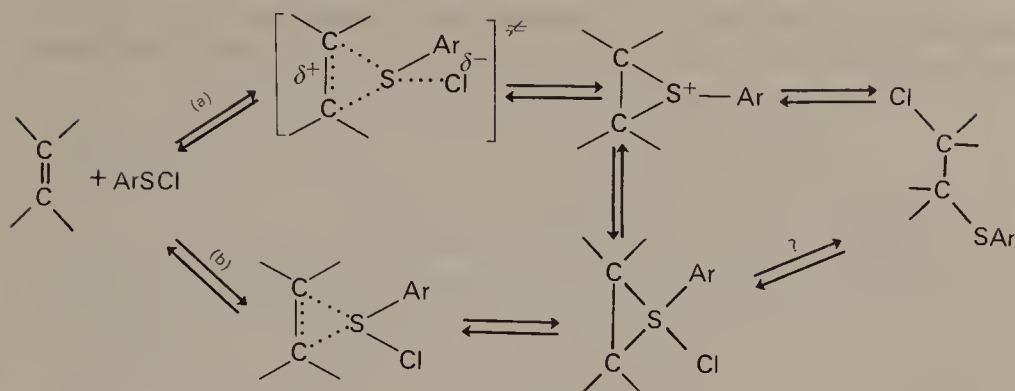


FIGURE 5. Reaction coordinate energy diagram for the addition of 4-chlorobenzenesulphenyl chloride to *cis*-1-phenylpropene in TCE at 25 °C.

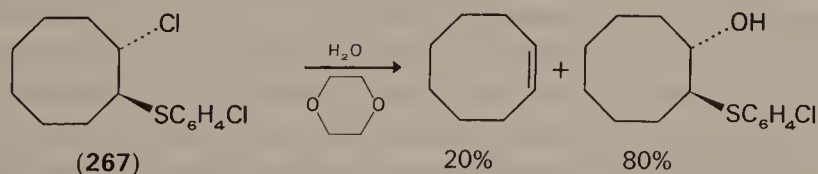
The mechanism in Figure 5, involving one intermediate and two transition states is the simplest. If we regard the reaction of arenesulphenyl chlorides with alkenes as a nucleophilic substitution reaction at sulphur instead of the usual electrophilic addition reaction, we are led to the conclusion that the mechanism in Scheme 5 is only one of a number of possibilities. Two mechanisms which have been proposed for nucleophilic displacements at sulphur are shown in Scheme 6. There is no experimental support for a mechanism involving dissociation of the sulphenyl halide to a sulphenium ion (RS^+)⁴⁰⁴. Path (a), which is the



SCHEME 6.

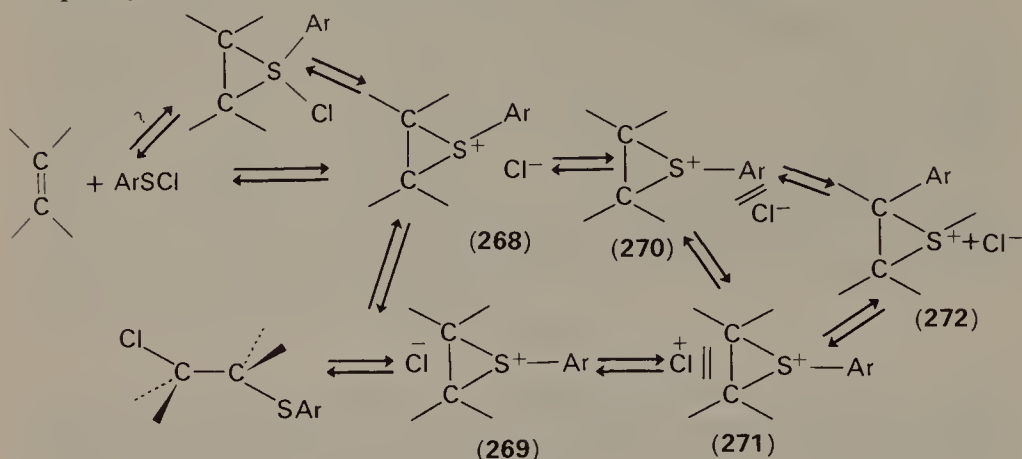
sulphur analogue of the $\text{S}_{\text{N}}2$ mechanism, leads to a single intermediate and is identical to equation (120) in Scheme 5. Path (b) involves formation of a tetravalent sulphur intermediate **266** which may ionize to the thiiranium ion or may proceed directly to the products. While the $\text{S}_{\text{N}}2$ mechanism [path (a)] is favoured by Kice⁴⁰⁴, evidence for intermediate **266** has been claimed by Helmkamp⁴⁰⁵ and the selenium analogue of **266** has been isolated and characterized⁴⁰⁶. Therefore, there is a possibility that another intermediate may be formed prior to the thiiranium ion. However, conclusive evidence on this point is lacking.

The observation that the isomerization of **261** to **262** (or **263** to **264**) occurs faster than acetolysis suggests that ion pairs are important prior to the product-determining step. Further evidence for the intervention of ion pairs is available from the solvolysis of 2-chlorocyclooctyl 4-chlorophenyl sulphide (**267**) in 80:20% dioxane-water (equation 129)⁴⁰⁷.



The rate of this reaction shows a strong common-ion effect as well as a special salt effect. The products are cyclooctene, 2-(4'-chlorothiophenyl)-cyclooctanol and 4-chlorophenyldisulphide. The presence of cyclooctene is particularly significant since its formation can be explained by nucleophilic attack of water at the sulphur atom of the intermediate thiiranium ion. This reaction then is the solvolytic equivalent of the exchange reaction, equation (127), found in TCE, a non-hydroxylic solvent. This result implies that solvolysis, exchange and isomerization of the β -chloroalkyl

arylsulphides are linked by a common mechanism to addition of arene-sulphenyl chlorides. Such a common mechanism is shown in Scheme 7.



SCHEME 7.

Structures **268** and **269** are intimate ion pairs while **270** and **271** are solvent-separated ion pairs. The difference between these ion pairs is in the location of the counter ion; in **268** and **270** the halide ion is near sulphur while in **269** and **271** the halide is near carbon.

The solvolytic path involving ions **269**, **271** and **272** is the general solvolysis scheme proposed by Winstein⁴⁰⁸ and the solvolysis of β -chloroalkyl aryl sulphides meets the requirement for solvolysis by means of any or all of the ions **269**, **271** and **272**. A path involving ions **268** and **270** is consistent with the reaction of thiiranium ion salts with nucleophiles. The exchange reaction (equation 127) indicates that there must be a connection between the two paths either directly between the ion pairs **268**–**269** and **270**–**271** or by means of ion **272**.

While the presence of ion pairs in the addition reaction is not yet strongly supported by experimental data, the gross features of the mechanism are well established. However, the structure of the cationic intermediate(s) and the rate- and product-determining step will vary depending upon the structure of the alkene and sulphenyl halide used. Much work has been done recently to establish how the rate- and product-determining transition states vary with alkene structure.

From the data in Table 24, it is clear that increasing the number of alkyl substituents on the double bond causes an increase in the rate of addition. This is due mainly to the polar effect of the alkyl groups. The best example of this is the fact that the progressive substitution of the hydrogens on ethylene by methyl groups has a cumulative effect on the rate³⁸³. Thus a plot of $\log k_{\text{rel}}$ versus the number of methyl groups on

the double bond is linear. This result indicates a lack of steric hindrance and is consistent with a bridged rate-determining transition state. The exclusive formation of a product of *anti* addition is in accord with a bridged product-determining transition state.

The importance of steric effects in the rate-determining transition state is illustrated by the addition to the *t*-butyl substituted ethylenes⁴⁰⁹. The rate data are given in Table 26. Replacement of one hydrogen on ethylene by a *t*-butyl group results in a small rate enhancement. However, the magnitude of the rate increase, namely a factor of 1.5, is less than that of 3.14 for replacing hydrogen on ethylene by a methyl³⁸³; which suggests a slight steric retardation by the bulky group. The most remarkable feature of the addition to *t*-butyl-substituted ethylenes is the enormous rate difference of 1.6×10^5 between *cis*-1,2-di-*t*-butylethylene and the *trans* isomer. This is by far the greatest acceleration which has been observed for an addition to a *cis/trans* pair of isomeric alkenes. The 1,1-di-*t*-butyl and 1,1,2-tri-*t*-butylethylene show only very modest rate enhancements relative to the *trans*-1,2-di-*t*-butylethylene. The effect of the *t*-butyl groups on the rate of addition can best be explained by steric hindrance to the approach of the electrophile in the rate-determining transition state. It appears that two *trans-t*-butyl groups seriously hinder the approach of an electrophile. The arenesulphenyl chloride cannot avoid the bulky *t*-butyl groups in approach to *trans*-1,2-di-*t*-butylethylene. This steric repulsion can be avoided in addition to the *cis* isomer if the arenesulphenyl chloride attacks the double bond off the perpendicular and approaches from the side opposite to the *t*-butyl groups. This explanation seems preferable to one which invokes relief of ground-state steric strain in the rate-determining transition state of the addition to the *cis*-1,2-di-*t*-butylethylene. Such relief of steric strain would be expected to result in formation of an open ion intermediate which would form rearranged and

TABLE 26. Specific rate constants for the addition of 4-chlorobenzenesulphenyl chloride to a series of *t*-butyl-substituted ethylenes at 25°C in 1,1,2,2-tetrachloroethane

Alkene	$k_2(\text{l mol}^{-1} \text{s}^{-1})$	k_{rel}
$\text{CH}_2=\text{CH}_2$	65	1
<i>t</i> -BuCH=CH ₂	95	1.5
(<i>t</i> -Bu) ₂ C=CH ₂	0.0317	4.9×10^{-4}
(<i>c</i>) <i>t</i> -BuCH=CHBu- <i>t</i>	846	13
(<i>t</i>) <i>t</i> -BuCH=CHBu- <i>t</i>	0.00536	8.2×10^{-5}
(<i>t</i> -Bu) ₂ C=CHBu- <i>t</i>	0.00816	1.3×10^{-4}

non-stereospecific addition products. However, the addition products of kinetic control to *cis* and *trans*-1,2-di-*t*-butylethylene are formed exclusively by *anti* addition in keeping with a thiiranium ion intermediate and a bridged product-determining transition state. The formation of such a bridged intermediate results in very little relief of strain. Yet the *cis* isomer shows greatly enhanced reactivity relative to the *trans* isomer which must be due to some cause other than relief of ground-state steric strain. In keeping with this view is the fact that a methyl episulphonium fluorosulphate salt can be prepared from *cis*-1,2-di-*t*-butylethylene sulphide but not from the *trans* isomers³⁹³.

The effect of alkene configuration on the rate of addition has been investigated³⁸⁶. From the data, given in Table 27, it is clear that the rate of addition to a *cis*-alkyl substituted ethylene is always greater than to its *trans* isomer ($k_{cis}/k_{trans} > 1$). There is no correlation between the k_{cis}/k_{trans} ratio and the enthalpies of isomerization for the eleven pairs of isomeric *cis-trans* alkenes studied. Such a result is consistent with the

TABLE 27. The specific rate constants for the addition of 4-chlorobenzenesulphenyl chloride to a series of isomeric *cis-trans* alkenes at 25 °C in 1,1,2,2-tetrachloroethane

Alkene	$k_2(\text{l mol}^{-1} \text{s}^{-1})$	k_c/k_t
(<i>c</i>) $\text{CH}_3\text{CH}=\text{CHCH}_3$	1340	3.12
(<i>t</i>) $\text{CH}_3\text{CH}=\text{CHCH}_3$	430	
(<i>c</i>) $\text{C}_2\text{H}_5\text{CH}=\text{CHC}_2\text{H}_5$	3563	9.18
(<i>t</i>) $\text{C}_2\text{H}_5\text{CH}=\text{CHC}_2\text{H}_5$	388	
(<i>c</i>) <i>i</i> -PrCH=CHPr- <i>i</i>	992	9.73
(<i>t</i>) <i>i</i> -PrCH=CHPr- <i>i</i>	102	
(<i>c</i>) <i>t</i> -BuCH=CHBu- <i>t</i>	845	$\sim 10^5$
(<i>t</i>) <i>t</i> -BuCH=CHBu- <i>t</i>	5.36×10^{-3}	
(<i>c</i>) $\text{CH}_3\text{CH}=\text{CHC}_2\text{H}_5$	2692	4.79
(<i>t</i>) $\text{CH}_3\text{CH}=\text{CHC}_2\text{H}_5$	568	
(<i>c</i>) <i>i</i> -PrCH=CHC ₂ H ₅	2769	11.3
(<i>t</i>) <i>i</i> -PrCH=CHC ₂ H ₅	245	
(<i>c</i>) <i>t</i> -BuCH=CHC ₂ H ₅	1704	14.1
(<i>t</i>) <i>t</i> -BuCH=CHC ₂ H ₅	121	
(<i>c</i>) <i>i</i> -PrCH=CHCH ₃	2624	8.07
(<i>t</i>) <i>i</i> -PrCH=CHCH ₃	325	
(<i>c</i>) <i>t</i> -BuCH=CHCH ₃	1209	7.46
(<i>t</i>) <i>t</i> -BuCH=CHCH ₃	162	
(<i>Z</i>) $\text{CH}_3(\text{C}_2\text{H}_5)\text{C}=\text{CHCH}_3$	4800	2.11
(<i>E</i>) $\text{CH}_3(\text{C}_2\text{H}_5)\text{C}=\text{CHCH}_3$	2280	
(<i>Z</i>) $\text{CH}_3(i\text{-Pr})\text{C}=\text{CHCH}_3$	5900	5.55
(<i>E</i>) $\text{CH}_3(i\text{-Pr})\text{C}=\text{CHCH}_3$	1063	

view that relief of ground-state steric strain is not important in the rate-determining transition state.

On the basis of the kinetic and product regio- and stereochemistry, it is clear that the evidence is overwhelming in favour of a bridged rate- and product-determining transition states for the addition of sulphenyl chlorides to alkyl-substituted ethylenes.

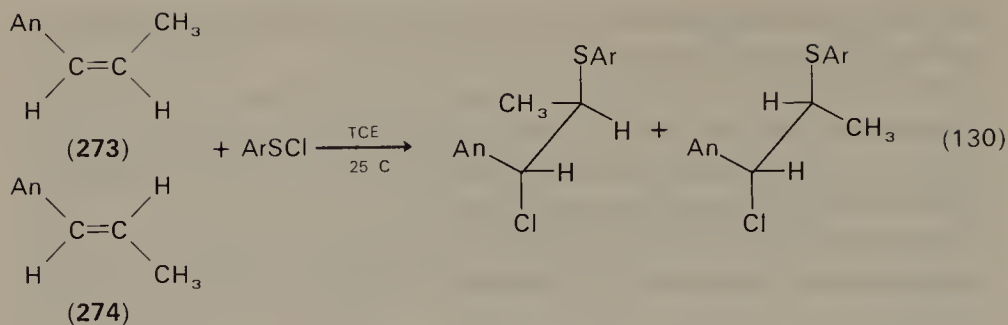
The rates of addition to phenyl-substituted styrenes and their derivatives have been measured by a number of workers. The values of ρ are summarized in Table 25.

All these values of ρ are less negative than those for hydration, bromination and chlorination. This fact has been interpreted as evidence for bridging in the rate-determining transition state. This interpretation is open to question, however, since the ρ for chlorination is less negative than that for bromination of the same series of styrenes under identical experimental conditions. If ρ is a measure of the bridging in the rate-determining transition state the order is reversed. Regardless of the magnitude of ρ , the negative sign indicates development of some positive charge on the α -carbon which implies an unsymmetrical bridged structure for the rate-determining transition state.

The products of addition to *cis*- and *trans*-1-phenylpropene are formed by stereospecific *anti* addition. The kinetically-controlled products of addition to the *cis* alkene are the adducts with Markownikoff and *anti*-Markownikoff orientation while the *trans* isomer forms only the Markownikoff adduct. This result implies that the product-determining transition state for addition to *cis*-1-phenylpropene is more symmetrical (has more sulphur bridging) than the product-determining transition state for addition to the *trans* isomer. This difference has been explained by steric hindrance between the *cis* phenyl and methyl groups which prevents maximum delocalization of the charge on the α -carbon into the phenyl ring³⁸¹.

The entire character of this reaction can be changed by placing an electron donating group on the phenyl ring. Thus the products of the addition of 2,4-dinitrobenzenesulphenyl chloride to *cis*- (273) and *trans*-anethole (274) are formed non-stereospecifically but regiospecifically (equation 130)⁴¹⁰. This is one of the few examples of a non-stereospecific addition of arenesulphenyl chlorides to alkenes. This result clearly indicates that an open ion is formed prior to the product-determining step. Furthermore the product-determining transition state resembles an open ion rather than a bridged thiiranium-ion-like transition state.

In order to determine whether the rate-determining transition state also resembles an open ion, the rates of addition and product stereochemistry



An = 4-CH₃OC₆H₄

Ar = 2, 4-(NO₂)₂C₆H₃

Starting alkene	%	%
273	70	30
274	5	95

were determined for the addition of 2,4-dinitrobenzenesulphenyl chloride to a series of *cis*- and *trans*-1-substituted phenylpropenes. The results are given in Figure 6. A linear plot of $\log k_2$ versus σ was obtained for both the *cis* and *trans* series even though the stereochemistry of the addition changed. This result indicates that the electronic demands in the rate-determining transition state are similar throughout the series. The simplest mechanistic explanation is that all the additions in both the *cis* and *trans* series involve a bridged rate-determining transition state. The structure of the product-determining transition state changes however from a bridged one for 4-tolyl and more-electron-withdrawing substituted 1-arylpropenes to an open ion-like one for 1-arylpropenes with substituents which are more electron-donating than methyl³⁸⁹.

From the data in Figure 6 it can be seen that the ρ value for the addition to the *cis* series is smaller than that for the *trans*. This means that charge delocalization into the phenyl ring is less for the *cis* than for the *trans* series. Such a result is consistent with steric hindrance between the *cis* phenyl and methyl groups which forces the phenyl ring out of the preferred conformation for maximum charge delocalization.

Similar steric effects are found in the addition of 4-chlorobenzenesulphenyl chloride to a series of seven side chain methyl substituted styrenes⁴¹¹. Unlike the addition to the corresponding series of methylated ethylenes³⁸³, the effect of the methyl groups is not cumulative. The effect of the methyl group depends upon whether or not the β -methyl group is *cis* to the phenyl. The data are given in Table 28. When it is *cis*, the rate of addition is decreased relative to styrene, and substitution of additional methyl groups has only a small effect on the rate of addition.

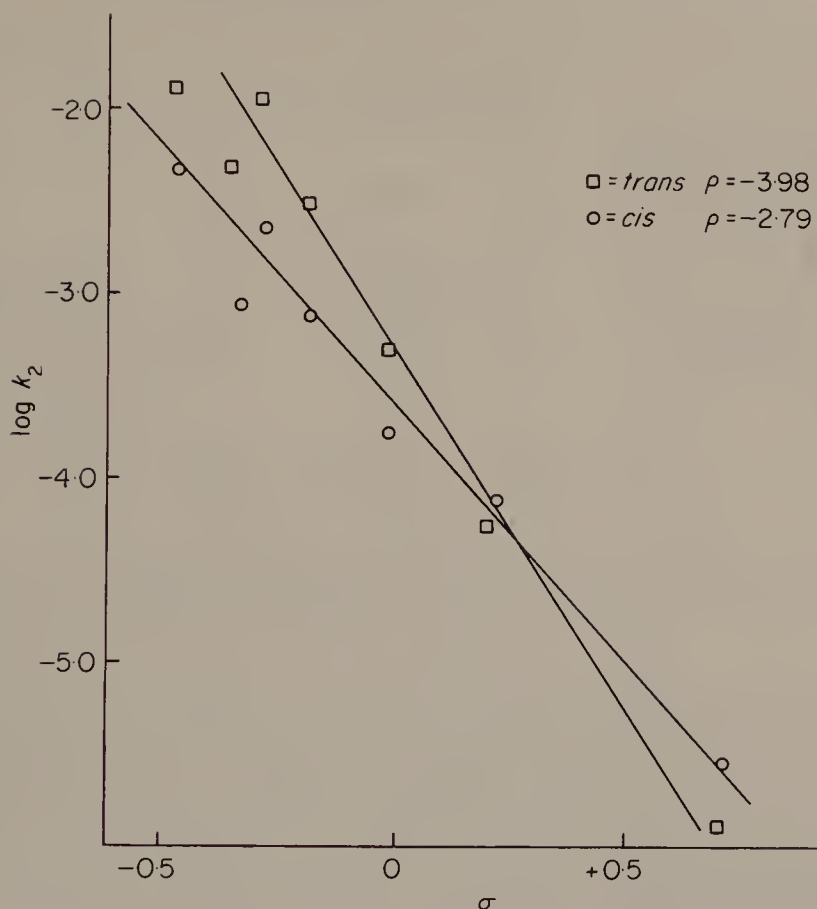
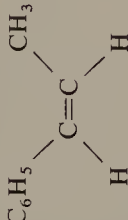
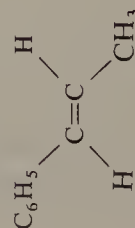
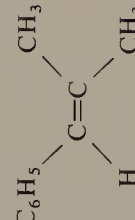
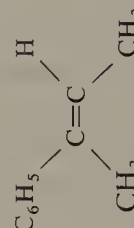
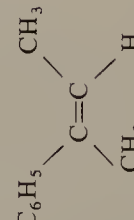
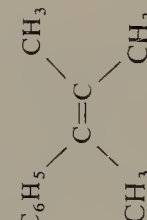


FIGURE 6. Plot of $\log k_2$ versus σ for the addition of 2,4-dinitrobenzenesulphenyl chloride to ring-substituted *cis*- and *trans*-1-phenylpropenes.

In compounds lacking a *cis* β -methyl group the rate of addition more closely resembles that for addition to the methylated ethylenes. Steric hindrance between the *cis* methyl and phenyl groups in the rate-determining transition state is believed to be the cause of this difference between the ethylene and styrene series. On the basis of the products formed, it appears that this effect is carried over into the intermediate thiiranium ion and the product-determining transition state. The larger amount of product with *anti*-Markownikoff orientation formed in the addition to alkenes with *cis* methyl groups can be explained by a similar steric effect.

The progressive substitution of the hydrogens on ethylene by phenyl groups results in a decrease in the rate of addition of 4-chlorobenzene-sulphenyl chloride. The data are given in Table 29²⁸⁵. Such a decrease in rate is due to the increasing stabilization of the alkene by the larger conjugated system formed as phenyl groups are progressively substituted for hydrogen. Similar results have been found in the bromination⁴¹²

TABLE 28. The kinetic and thermodynamic controlled products of the addition of 4-chlorobenzenesulphenyl chloride to a series of side chain methyl substituted styrenes at 25 °C in 1,1,2,2-tetrachloroethane

Series 1					Series 2								
Alkene	$k_2(\text{l mol}^{-1} \text{ s}^{-1})$	k_{rel}	Product composition		Alkene	$k_2(\text{l mol}^{-1} \text{ s}^{-1})$	k_{rel}	Product composition					
			M^b	aM^b				M^b	aM^b				
										KCP ^a	TCP ^a		
C ₆ H ₅ CH=CH ₂	62.0 ± 0.2	1	83	17	0	C ₆ H ₅ CH=CH ₂	62.0 ± 0.2	1	83	17	100	0	
C ₆ H ₅ C(CH ₃)=CH ₂	265 ± 3	4.3	87	13	100	0		43.0 ± 0.2	0.69	66	34	30	70
	118.3	1.9	100	0	62	38		26.0 ± 0.8	0.42	37	63	65	35
	442 ± 5	7.1	88	12	94	6		42.0 ± 0.3	0.68	36	64	87	13
								9.05 ± 0.01	0.15	55	45	<i>c</i>	<i>c</i>

^a KCP = kinetic controlled product; TCP = thermodynamic controlled product.

^b M = Markownikoff; aM = *anti*-Markownikoff.

^c Decomposition and rearrangement.

TABLE 29. The rates and product composition of the addition of 4-chlorobenzenesulphenyl chloride to a series of phenyl substituted ethylenes at 25 °C in 1,1,2,2-tetrachloroethane²⁸⁵

Alkene	$k_2(\text{l mol}^{-1} \text{s}^{-1})$	Kinetically-controlled product composition	
		M^a	aM^a
$\text{C}_6\text{H}_5\text{CH}=\text{CH}_2$	62.0 ± 0.2	83	17
(c) $\text{C}_6\text{H}_5\text{CH}=\text{CHC}_6\text{H}_5$	3.71	<i>threo</i> adduct	
(t) $\text{C}_6\text{H}_5\text{CH}=\text{CHC}_6\text{H}_5$	8.05	<i>erythro</i> adduct	
$(\text{C}_6\text{H}_5)_2\text{C}=\text{CH}_2$	20.1	$(\text{C}_6\text{H}_5)_2\text{C}=\text{CHSC}_6\text{H}_4\text{Cl}$	
$(\text{C}_6\text{H}_5)_2\text{C}=\text{CHC}_6\text{H}_5$	$\sim 5 \times 10^{-4}$	6	94
$(\text{C}_6\text{H}_5)_2\text{C}=\text{C}(\text{C}_6\text{H}_5)_2$	$< 10^{-6}$		

^a M = Markownikoff orientation; aM = *anti*-Markownikoff.

and the addition of chromyl chloride⁴¹³ to phenyl substituted ethylenes. Except for 1,1-diphenyl ethylene, which gives a product of elimination of HCl, the adducts are those expected from an *anti* stereospecific addition.

The rate and product stereochemistry of the addition of arenesulphenyl chlorides to most styrenes and stilbenes can best be explained by a bridged structure for both the rate- and product-determining transition states. The exceptions are those alkenes where products of non-stereospecific addition are found. In these cases the evidence is consistent with a mechanism involving a bridged rate-determining transition state followed by formation of an open ion later on the reaction coordinate.


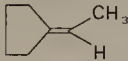

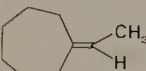
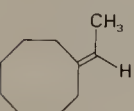
The rate data available for the addition to cyclohexene and its derivatives are all consistent with the proposed $\text{Ad}_\text{E}2$ mechanism. The effect of substituents in the 4-position of cyclohexene on the rate of addition of 2,4-dinitrobenzenesulphenyl chloride was studied by Kwart and Miller³⁸⁴. The rates could be correlated by means of the Taft equation with $\rho = -2.88$. This indicates that the effect of the substituents is almost entirely electronic in nature.

The rate of addition of 4-substituted-2-nitrobenzenesulphenyl chloride to cyclohexene has been found to correlate with σ^+ to give $\rho^+ = -0.715$ ⁴¹⁴. This result indicates that the sulphur atom also carries an appreciable positive charge in the rate-determining transition state which is in accord with a bridged rather than an open carbonium ion structure for the transition state.

The rate and product composition of the addition of 4-chlorobenzenesulphenyl chloride to a series of ethylenecycloalkanes is given in Table 30. The rates of addition to the four-, five-, six- and seven-member

ring compounds are about three-times faster than would be expected for addition to an acyclic trisubstituted ethylene. In addition to the normal adducts, formed by *anti* stereospecific addition, products from the elimination of HCl are also formed particularly in the case of the six-, seven- and eight-member ring compounds. Similar kinetic results have been obtained by Pritzkow¹⁷⁶.

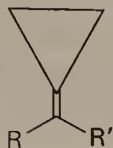
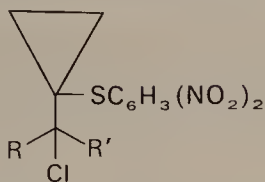
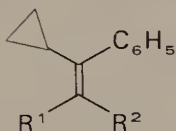
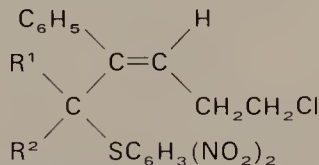
TABLE 30. The rates and product composition of the addition of 4-chlorobenzenesulphenyl chloride to a series of ethylenecycloalkanes at 25 °C in 1,1,2,2-tetrachloroethane^a

Alkene	$k_2(\text{l mol}^{-1} \text{s}^{-1})$	KCP		TCP	
		%M	%aM	%M	%aM
	6880	37	63	78	22
	8630	83	17	≥98	≤2
	7670	55	45	≥98	≤2
	7610	≥98	≈2	25 ^b	15 ^b
	2030	66	34	15 ^b	85 ^b
$(\text{CH}_3)_2\text{C}=\text{CHCH}_3$	3030	35	65	92.0	8.0

^a KCP = kinetically controlled product; TCP = thermodynamically controlled product.
M = Markownikoff orientation; aM = *anti*-Markownikoff orientation.

^b Product distributions represent relative amounts of M and aM isomers. Loss of HCl forming allylic sulphides is favoured under thermodynamic control.

The products of the addition of 2,4-dinitrobenzenesulphenyl chloride to a number of phenyl-substituted methylenecyclopropanes and vinylcyclopropanes have been investigated⁴¹⁵. The addition to the methylenecyclopropanes **275a** and **275b** in CH_2Cl_2 results in the formation of the normal adducts **276a** and **276b** respectively. In contrast addition to the vinylcyclopropane **277a** and **277b** results in the rearranged products **278a** and **278b** respectively. It is proposed that the presence of the

**275a:** $R = R' = C_6H_5$ **275b:** $R = C_6H_5$; $R' = H$ **276a:** $R = R' = C_6H_5$ **276b:** $R = C_6H_5$; $R' = H$ **277a:** $R^1 = R^2 = H$ **277b:** $R^1, R^2 = -CH_2CH_2-$ **278a:** $R^1 = R^2 = H$ **278b:** $R^1, R^2 = -CH_2CH_2-$

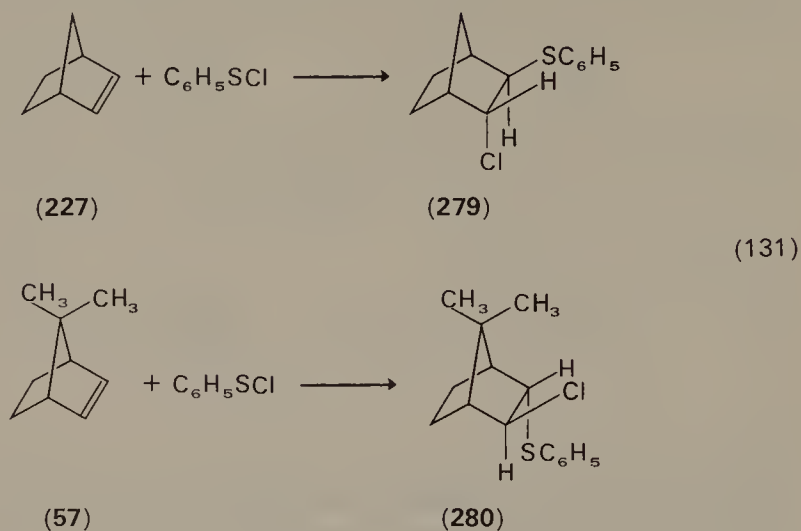
2,4-dinitrophenylthio group on the cyclopropyl ring in the intermediate ion leading to **276a** and **276b** prevents the cyclopropylcarbinyl-homoallylic rearrangement and accounts for the difference in reactivity between these two types of compounds. Consistent with this view is the fact that the methylenecyclopropane of **277b** remains intact in the product while the other cyclopropyl ring undergoes cleavage during the addition. The solvent has a relatively strong influence upon the course of the reaction. Addition in acetic acid forms more rearranged products particularly in the case of **277a**.

It is clear from these results that the addition of 2,4-dinitrobenzenesulphenyl chloride to **275a**, **277a** and **277b** involves formation of open ion intermediates prior to the product-determining step. It is interesting to compare these results with the addition of 4-chlorobenzenesulphenyl chloride to vinylcyclopropane where only normal Markownikoff adducts are observed⁴¹⁶. Hence in the latter case, the presence of a less-electron-withdrawing substituent (4-ClC₆H₄ vs. 2,4-(NO₂)₂C₆H₃) on the sulphur and fewer carbonium-ion-stabilizing substituents on the double bond seems to favour a thiiranium ion over an open carbonium ion path.

The data on the stereochemistry of arenesulphenyl chloride additions to bicyclic alkenes up to 1968 has been reviewed by Fahey⁷.

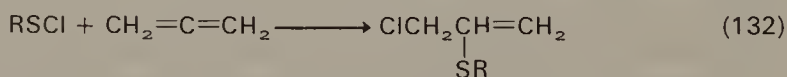
Recently a comparison of the rates and product stereochemistry of the addition of benzenesulphenyl chloride to norbornene (**227**) and 7,7-dimethylnorbornene (**57**) has been made by Brown³⁴⁵. The rate of *exo* addition to norbornene is 1820-times faster than to 7,7-dimethylnorbornene. Furthermore, **227** forms the *endo*-chloro-*exo*-thio adduct (**279**) while **57** forms **280** in which the chlorine is *exo* and the arylthio group is

endo (equation 131). Steric hindrance by the *syn*-7-methyl group of **57** to *exo* approach of the electrophile accounts for the difference in the stereochemistry of the products of addition to **227** and **57**.

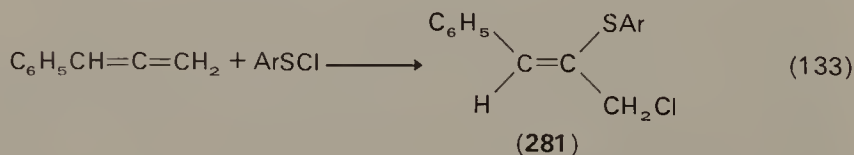


In certain cases products of rearrangement have been isolated from the addition of arenesulphenyl chlorides to bicyclic alkenes. It has not always been established that these are the products of kinetically controlled addition and therefore it is not yet clear if open ions are involved in these cases.

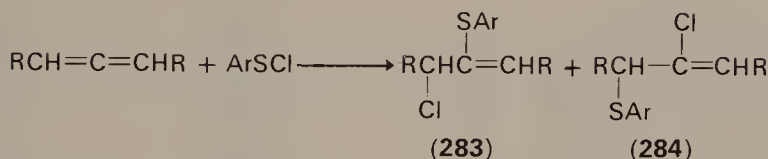
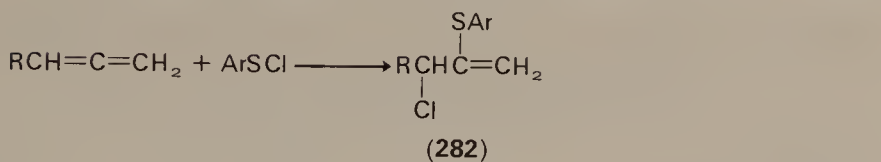
The addition of sulphenyl halides to allenes usually forms a product in which the sulphenyl group is bonded to the central carbon (equation 132)⁴¹⁷. The carbon to which the chlorine becomes attached depends




upon the substituents on the allenes. Thus the addition of 2,4-dinitrobenzenesulphenyl chloride to phenylallene forms **281** as the only product (equation 133)⁴¹⁸ while monoalkylsubstituted allenes form **282** as the



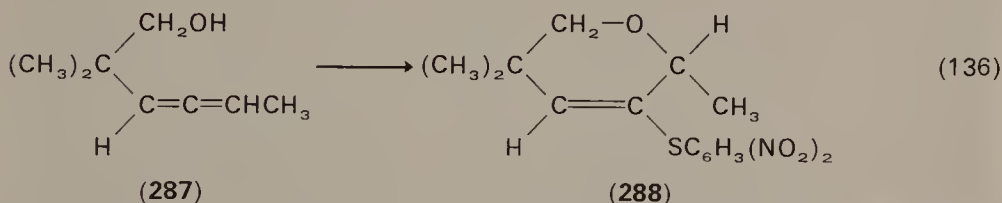
major product⁴¹⁹. Addition to 1,3-disubstituted allenes yields mixtures of **283** and **284** as products (equation 134)⁴²⁰. In contrast, 1,1-disubstituted



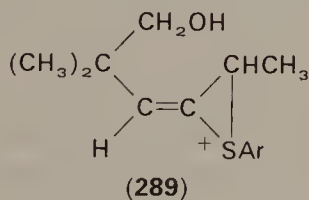
allenes such as 1,1-dimethylallene form the primary chloride **285** (equation 135)⁴¹⁹ by reaction with 2,4-dinitrobenzenesulphenyl chloride.



The reaction of 2,4-dinitrobenzenesulphenyl chloride and optically active 2,2-dimethyl-3,4-hexadien-1-ol (**287**) forms the optically active cyclic adduct (**288**) as product (equation 136)⁴¹⁹. Such a result is consistent



with formation during the addition of a dissymmetric intermediate such as the vinylic thiiranium ion **289**. While the limited data are in accord with



a thiiranium ion intermediate, it is still not clear how substituents affect the direction of addition.

The rate and addition products of 4-chlorobenzenesulphenyl chloride to butadiene-1,3 and eleven of its methylated derivatives have been determined in 1,1,2,2-tetrachloroethane at 25°C. The rate data are given in Table 31 while the major products are given in Table 32. The rate law is second order, first order in both diene and sulphenyl halide.

TABLE 31. The specific rate constants, k_2 , for the addition of 4-chlorobenzenesulphenyl chloride for a series of methyl-substituted 1,3-butadienes in 1,1,2,2-tetrachloroethane as solvent at $25.00^\circ\text{C} \pm 0.02$

Diene	$k_2(\text{l mol}^{-1} \text{s}^{-1})$	k_{rel}
$\text{CH}_2=\text{CH}-\text{CH}=\text{CH}_2$	27.75	1.00
$\text{CH}_2=\text{C}(\text{CH}_3)\text{CH}=\text{CH}_2$	124.7	4.49
$\text{CH}_2=\text{C}(\text{CH}_3)\text{C}(\text{CH}_3)=\text{CH}_2$	161.4	5.82
$Z\text{-CH}_2=\text{CH}-\text{CH}=\text{CHCH}_3$	162.5	5.86
$E\text{-CH}_2=\text{CH}-\text{CH}=\text{CHCH}_3$	244	8.79
$\text{CH}_2=\text{CH}-\text{CH}=\text{C}(\text{CH}_3)_2$	1114	40.1
$Z\text{-CH}_2=\text{CH}-\text{C}(\text{CH}_3)=\text{CHCH}_3$	276.4	9.96
$E\text{-CH}_2=\text{CH}-\text{C}(\text{CH}_3)=\text{CHCH}_3$	475.3	17.1
$Z,Z\text{-CH}_3\text{CH}=\text{CH}-\text{CH}=\text{CHCH}_3$	670.6	24.2
$E,Z\text{-CH}_3\text{CH}=\text{CH}-\text{CH}=\text{CHCH}_3$	741.8	26.7
$E,E\text{-CH}_3\text{CH}=\text{CH}-\text{CH}=\text{CHCH}_3$	767	27.6
$E\text{-CH}_2=\text{C}(\text{CH}_3)-\text{CH}=\text{CHCH}_3$	1264	45.5

These data as well as those results previously reported for the addition of 4-chlorobenzenesulphenyl chloride to alkenes and dienes are in accord with the non-regiospecific but *anti*-stereospecific addition. Somewhat surprising *a priori* is the preferential attack of the sulphenyl chloride on the least-substituted double bond since in electrophilic additions the usual order of reactivity is tetra-substituted > tri-substituted > *cis*-1,2-di-substituted > 1,1-di-substituted \approx *trans*-1,2-di-substituted > mono-substituted ethylenes. Similar results have, however, been reported for other electrophilic additions to dienes such as bromination¹⁹². An analysis of the kinetic data in Table 31 shows firstly that substitution of a hydrogen on ethylene ($k_2 = 65.1 \text{ l mol}^{-1} \text{s}^{-1}$) by a vinyl group leads to a rate decrease in keeping with the expected electron-attracting nature of a vinyl group relative to hydrogen. Substituent effects are somewhat more difficult to analyse for dienes compared to monoalkenes since there exist two possible sites of attack by the electrophile. Thus replacement of a hydrogen by methyl at, for example, R^3 in

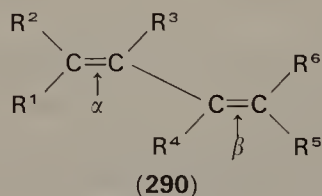
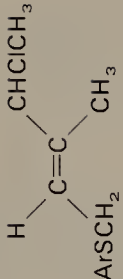
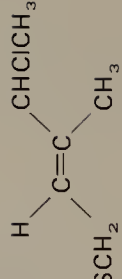
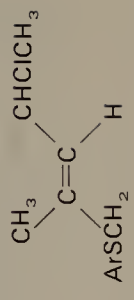


TABLE 32. The major products observed under conditions of kinetic control for the addition of 4-chlorobenzenesulphenyl chloride to a series of methyl-substituted 1,3-butadienes at 25 °C in 1,1,2,2-tetrachloroethane

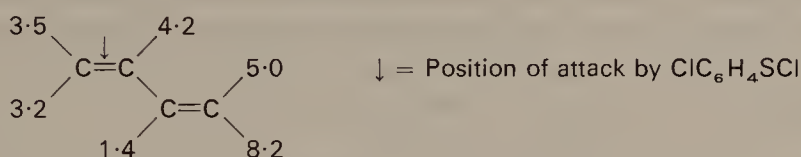
Diene	Product ^a
$\text{CH}_2=\text{CHCH}=\text{CH}_2$	$\text{ArSCH}_2\text{CHClCH}=\text{CH}_2$ (100%)
$\text{CH}_2=\text{C}(\text{CH}_3)\text{CH}=\text{CH}_2$	$\begin{array}{c} \text{CH}_3 \\ \\ \text{ArSCH}_2\text{CCH}=\text{CH}_2 \end{array} \text{Cl} \text{ (72\%)} + \begin{array}{c} \text{CH}_3 \\ \\ \text{C}=\text{C} \\ / \quad \backslash \\ \text{ArSCH}_2 \quad \text{CH}_2\text{Cl} \end{array} \text{H} + \text{ArSCH}_2\text{CHClC}(\text{CH}_3)=\text{CH}_2$
$\text{CH}_2=\text{C}(\text{CH}_3)\text{C}(\text{CH}_3)=\text{CH}_2$	$\begin{array}{c} \text{CH}_3 \\ \\ \text{ArSCH}_2\text{CC}(\text{CH}_3)=\text{CH}_2 \end{array} \text{Cl} \text{ (}\geq 97\text{\%)} + \begin{array}{c} \text{CH}_3 \quad \text{CH}_2\text{Cl} \\ \backslash \quad / \\ \text{C}=\text{C} \\ / \quad \backslash \\ \text{ArSCH}_2 \quad \text{CH}_3 \end{array}$
$\text{Z-CH}_2=\text{CHCH}=\text{CHCH}_3$	$\text{Z-ArSCH}_2\text{CHClCH}=\text{CHCH}_3$ (73%) + $(RS, RS)\text{-CH}_3\text{CHCHCH}=\text{CH}_2$ (27%)
$E\text{-CH}_2=\text{CHCH}=\text{CHCH}_3$	$E\text{-ArSCH}_2\text{CHClCH}=\text{CHCH}_3$ (60%) + $(RS, SR)\text{-CH}_3\text{CHCHCH}=\text{CH}_2$ (15%)
$\text{CH}_2=\text{CHCH}=\text{C}(\text{CH}_3)_2$	$\text{ArSCH}_2\text{CHClCH}=\text{C}(\text{CH}_3)_2 \text{ (72\%)} + \begin{array}{c} \text{H} \quad \text{CHClCH}_3 \\ \backslash \quad / \\ \text{C}=\text{C} \\ / \quad \backslash \\ \text{ArSCH}_2 \quad \text{H} \end{array} \text{ (28\%)}$

TABLE 32 (continued)

$Z\text{-CH}_2=\text{CHC}(\text{CH}_3)=\text{CHCH}_3$	$Z\text{-ArSCH}_2\text{CHCIC}(\text{CH}_3)=\text{CHCH}_3$ (63%) + $(RS, RS)\text{-CH}_3\text{CHC}(\text{CH}_3)\text{CH}=\text{CH}_2$ ArS Cl	
$E\text{-CH}_2=\text{CHC}(\text{CH}_3)=\text{CHCH}_3$	$E\text{-ArSCH}_2\text{CHCIC}(\text{CH}_3)=\text{CHCH}_3$ + $(RS, SR)\text{-CH}_3\text{CHC}(\text{CH}_3)\text{CH}=\text{CH}_2$ ArS Cl	
$Z,Z\text{-CH}_3\text{CH}=\text{CHCH}=\text{CHCH}_3$	$(RS, RS)\text{-Z-CH}_3\text{CHCHCH}=\text{CHCH}_3$ (100%) ArS Cl	
$E,Z\text{-CH}_3\text{CH}=\text{CHCH}=\text{CHCH}_3$	$(RS, RS)\text{-E-CH}_3\text{CHCHCH}=\text{CHCH}_3$ (65%) + $(RS, SR)\text{-Z-CH}_3\text{CHCHCH}=\text{CHCH}_3$ (28%) ArS Cl	
$E,E\text{-CH}_3\text{CH}=\text{CHCH}=\text{CHCH}_3$	$(RS, RS)\text{-E-ArSCH}(\text{CH}_3)\text{CH}=\text{CHCHClCH}_3$ + $(RS, SR)\text{-Z-ArSCH}(\text{CH}_3)\text{CH}=\text{CHCHClCH}_3$ ArS Cl	
$E\text{-CH}_2=\text{C}(\text{CH}_3)\text{CH}=\text{CHCH}_3$	$(RS, SR)\text{-E-CH}_3\text{CHCHCH}=\text{CHCH}_3$ + $(RS, RS)\text{-E-ArSCH}(\text{CH}_3)\text{CH}=\text{CHCHClCH}_3$ ArS Cl	$+ (RS, SR)\text{-E-ArSCH}(\text{CH}_3)\text{CH}=\text{CHCHClCH}_3$
	$E\text{-ArSCH}_2\text{CH}=\text{CHCH}_3$ + $(RS, SR)\text{-CH}_3\text{CHCHC}(\text{CH}_3)=\text{CH}_2$ + Cl	

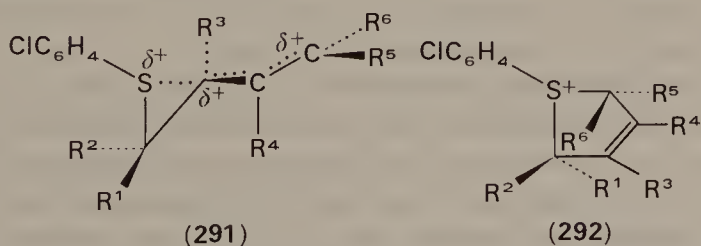
^aAr = 4-Chlorophenyl

290 will show a different effect if attack occurs at the α double bond than if attack occurs at the β double bond. From both the rates of addition and the kinetically-controlled product composition it is possible to calculate the relative rate increase of replacing a hydrogen by methyl at any of the six possible locations. The rate factors are shown below:



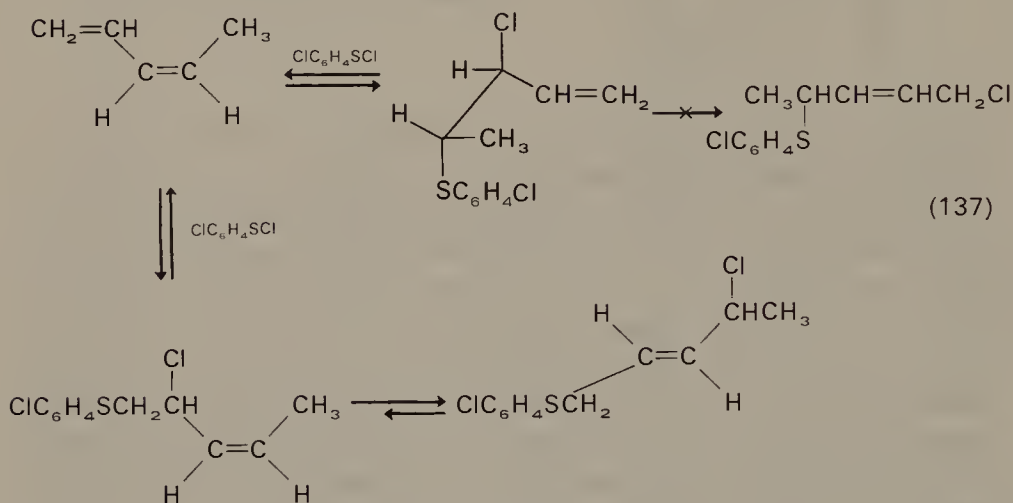
Thus if R^3 is a methyl group the rate of addition is calculated to be about 4.2 relative to that of butadiene-1,3.

The effects are not strictly multiplicative but are essentially reflective of the effect of substitution. It is seen that k_2 *trans* is somewhat larger than the corresponding k_2 *cis*. This is opposite to what is normally observed for alkyl substituted alkenes where k_2 *cis* \geq k_2 *trans* but is similar to cases involving aryl substituted alkenes³⁸¹. A remote *trans*-oriented methyl group (i.e., $\text{R}^5 = \text{CH}_3$) causes the largest rate increase suggesting extensive charge delocalization where a stabilized resonance contribution can be obtained. The stereospecific *anti* addition, preferential 1,2-Markownikoff regiochemistry, the *trans* orientation of the double bond in the 1,4-adducts and the non-stereospecific formation of the thermodynamically more-stable 1,4-adducts suggests that the rate- and product-determining transition states resemble the well known thiiranium (epi-sulphonium) ion intermediate **291**.



The absence of *cis*-oriented 1,4-adducts rules out a substituted tetramethylene sulphonium ion structure (**292**) for a product-determining transition state. The exclusive Markownikoff addition and the presence of 1,4-adducts where R^5 and/or $\text{R}^6 = \text{CH}_3$ under conditions of kinetic control, further attests to the ability of the vinyl, propenyl and isobutenyl groups to delocalize charge development.

The reaction is reversible. For example, *Z*-1,3-pentadiene gives, under kinetic control, the adduct from addition to the more-substituted double bond in 27% yield. Under conditions of thermodynamic control this compound disappears giving only the Markownikoff 1,2-adduct following attack on the terminal double bond and the corresponding 1,4-addition product. These reactions are illustrated in equation (137). Further the 1,2-monoadducts from addition to the isomeric 2,4-hexadienes are



observed to form the respective diadducts under some conditions of thermodynamic control as well as the expected 1,4-addition products.

These results are an extension of the work of Mueller and Butler⁴²², and of Kresge and Kosbahr⁴²³ and are generally in accord with their findings. The major exception is that under our reaction conditions no *anti*-Markownikoff 1,2-adducts, *cis*-1,4-adducts or substitution products were observed under conditions of kinetic control.

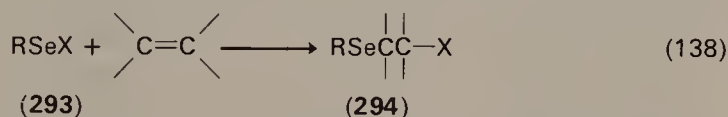
There is overwhelming evidence for bridged rate- and product-determining transition states in the addition of sulphenyl halides to almost all alkenes. Only a few exceptions to this general rule are known and these are found in the additions to alkenes which are capable of forming especially stabilized carbonium ions. Furthermore, in these examples the substituents in the aryl group of the arenesulphenyl chloride used (usually 2,4-dinitro) do not assist in stabilizing a thiiranium ion intermediate. As a result, a product-determining path involving an open rather than a thiiranium ion is favoured. However even in these cases, the rate-determining transition state may still be bridged.

C. Selenium and Tellurium Compounds

1. Divalent selenium

Electrophilic divalent selenium compounds have the general structure RSeX where X is usually a halogen (e.g., chlorine or bromine, rarely fluorine or iodine), acetate, or an anion such as hexafluoro-phosphate or -antimonate. The R group is usually alkyl or aryl.

a. *Selenenyl halides*. The reaction of selenenyl halides (293) with alkenes forms β -haloalkyl selenides (294) as products⁴²⁴⁻⁴³⁴ (equation



138). Investigations of the scope and mechanism of the addition of arene- and alkane-selenenyl halides are quite sparse compared to the additions of their sulphur analogues. Use of the leitmotif of organic chemistry, i.e. 'like substances react similarly and similar changes in structure produce similar changes in reactivity'⁴³⁵ has often been invoked despite the lack of available data on the selenenyl vs. sulphenyl halide additions^{426,427,432,433}.

The selenenyl halides are usually prepared prior to use but an *in situ* generation of methane- and ethane-selenenyl chloride from the corresponding dialkyl diselenide and sulphuryl chloride in methylene chloride has been reported⁴³⁶.

Rearranged, solvent incorporated products and products resulting from loss of HCl have been reported²⁸⁵ for a number of alkenes. In general, these products are more common than in the reactions of their sulphenyl halide analogues.

The most common solvents for the addition are methylene chloride, chloroform, carbon tetrachloride, acetic acid, and hydrocarbons such as benzene and hexane. Alcohols and amines readily react with the selenenyl halides and are therefore not suitable⁴³⁷⁻⁴⁴⁰.

The rate law in methylene chloride and acetic acid is overall second order: first order in alkene and first order in selenenyl halide²⁸⁵. This contrasts with the third order kinetics previously reported in the addition of benzeneselenenyl chloride to a series of acetylenes⁴⁴¹.

Considerable data are available on the rates of addition of benzene-selenenyl chloride to a wide variety of alkenes. Selected data obtained from direct kinetic measurements are summarized in Table 33. From

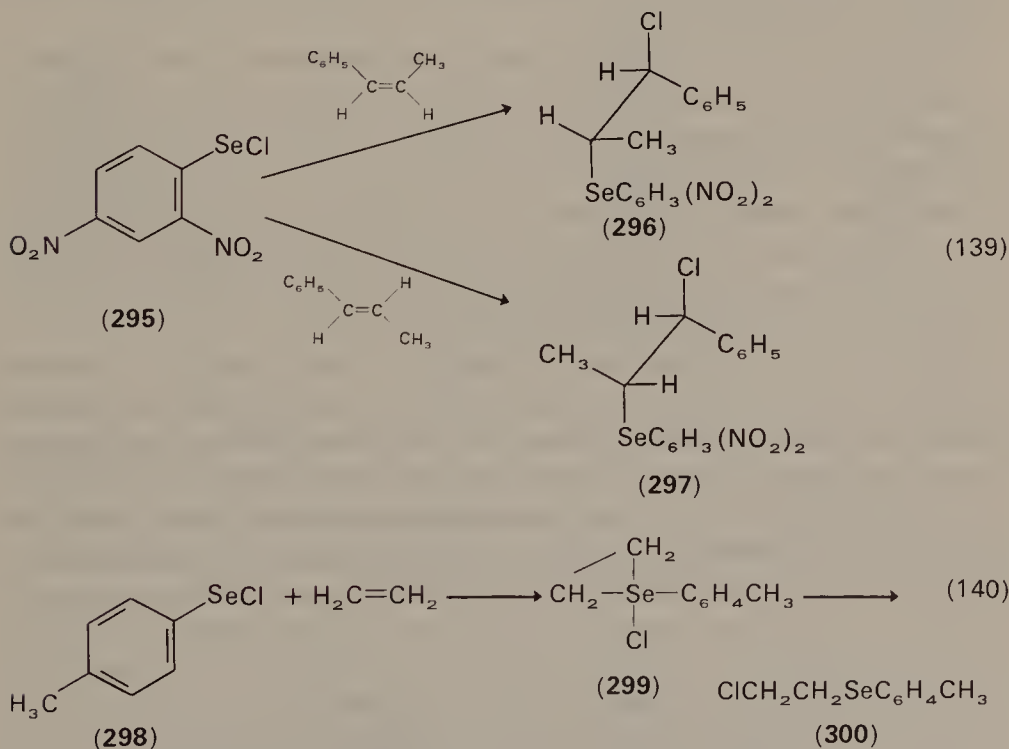
TABLE 33. Specific rate constants for the addition of benzeneselenenyl chloride to alkenes in methylene chloride at 25 °C

Alkene	$k_2(\text{l mol}^{-1} \text{s}^{-1})$	k_{cis}/k_{trans}
$\text{CH}_2=\text{CH}_2$	497.7	
$\text{CH}_3\text{CH}=\text{CH}_2$	4360	
$\text{C}_2\text{H}_5\text{CH}=\text{CH}_2$	3320	
<i>i</i> -PrCH=CH ₂	509	
<i>t</i> -BuCH=CH ₂	321.2	
$(\text{CH}_3)_2\text{C}=\text{CH}_2$	3366	
$\text{C}_2\text{H}_5\text{C}(\text{CH}_3)=\text{CH}_2$	1104	
<i>i</i> -PrC(CH ₃)=CH ₂	460	
<i>t</i> -BuC(CH ₃)=CH ₂	158.5	
$(\text{C}_2\text{H}_5)_2\text{C}=\text{CH}_2$	615.3	
<i>i</i> -PrC(C ₂ H ₅)=CH ₂	102.5	
(<i>c</i>) $\text{CH}_3\text{CH}=\text{CHCH}_3$	1868	
(<i>t</i>) $\text{CH}_3\text{CH}=\text{CHCH}_3$	1036	1.80
(<i>c</i>) $\text{CH}_3\text{CH}=\text{CHC}_2\text{H}_5$	4116	
(<i>t</i>) $\text{CH}_3\text{CH}=\text{CHC}_2\text{H}_5$	1851	2.22
(<i>c</i>) $\text{CH}_3\text{CH}=\text{CHPr-}i$	755.1	
(<i>t</i>) $\text{CH}_3\text{CH}=\text{CHPr-}i$	609.9	1.24
(<i>c</i>) $\text{CH}_3\text{CH}=\text{CHBu-}t$	910	
(<i>t</i>) $\text{CH}_3\text{CH}=\text{CHBu-}t$	13.50	67.4
(<i>c</i>) $\text{C}_2\text{H}_5\text{CH}=\text{CHC}_2\text{H}_5$	2610	
(<i>t</i>) $\text{C}_2\text{H}_5\text{CH}=\text{CHC}_2\text{H}_5$	1390	1.87
(<i>c</i>) $\text{C}_2\text{H}_5\text{CH}=\text{CHPr-}i$	641.4	
(<i>t</i>) $\text{C}_2\text{H}_5\text{CH}=\text{CHPr-}i$	375.2	1.71
(<i>c</i>) $\text{C}_2\text{H}_5\text{CH}=\text{CHBu-}t$	871.8	
(<i>t</i>) $\text{C}_2\text{H}_5\text{CH}=\text{CHBu-}t$	4.500	194
(<i>c</i>) <i>i</i> -PrCH=CHPr- <i>i</i>	18.08	
(<i>t</i>) <i>i</i> -PrCH=CHPr- <i>i</i>	15.24	1.19
$(\text{CH}_3)_2\text{C}=\text{CHCH}_3$	1875	
(<i>Z</i>) $\text{C}_2\text{H}_5\text{C}(\text{CH}_3)=\text{CHCH}_3$	1860	
(<i>E</i>) $\text{C}_2\text{H}_5\text{C}(\text{CH}_3)=\text{CHCH}_3$	1067	1.74
(<i>Z</i>) <i>i</i> -PrC(CH ₃)=CHCH ₃	278.6	
(<i>E</i>) <i>i</i> -PrC(CH ₃)=CHCH ₃	89.58	3.11
(<i>E</i>) <i>t</i> -BuC(CH ₃)=CHCH ₃	0.442	
$(\text{CH}_3)_2\text{C}=\text{C}(\text{CH}_3)_2$	1227	
(<i>Z</i>) $\text{C}_2\text{H}_5\text{C}(\text{CH}_3)=\text{C}(\text{CH}_3)\text{C}_2\text{H}_5$	41.91	
(<i>E</i>) $\text{C}_2\text{H}_5\text{C}(\text{CH}_3)=\text{C}(\text{CH}_3)\text{C}_2\text{H}_5$	21.80	1.92
<i>c</i> -PrCH=CH ₂	1529	
<i>c</i> -PrC(CH ₃)=CH ₂	3993	
(<i>c</i> -Pr) ₂ C=CH ₂	13,110	
$\text{C}_6\text{H}_5\text{CH}=\text{CH}_2$	25	
$\text{C}_6\text{H}_5\text{C}(\text{CH}_3)=\text{CH}_2$	47.8	
$\text{C}_6\text{H}_5\text{C}(\textit{c}\text{-Pr})=\text{CH}_2$	117.7	
(<i>c</i>) $\text{C}_6\text{H}_5\text{CH}=\text{CHCH}_3$	5.126	
(<i>t</i>) $\text{C}_6\text{H}_5\text{CH}=\text{CHCH}_3$	7.88	0.65

Table 33 it is clear that electron-donating substituents enhance the rate of addition relative to ethylene, but that large steric effects exist when compared to other electrophiles particularly sulphenyl chlorides. The electrophilicity is further substantiated by Hammett ρ values of -3.20 , -2.91 , -3.13 , and ρ^+ values of -2.23 , -1.97 , and -2.19 for the addition of benzeneselenenyl chloride to ring-substituted styrenes, and *cis*- and *trans*-1-arylpropenes respectively²⁸⁵.

The additions are usually *anti* stereospecific^{426,427,430,432}. For example the addition of 2,4-dinitrobenzeneselenenyl chloride (**295**) to *cis*- and *trans*-1-phenylpropene gives the Markownikoff adducts **296** and **297** respectively by *anti* addition (equation 139). Thus the addition is superficially the same as that of its sulphur analogue³⁸¹.

In contrast to the addition of the analogous sulphur compound, the first-formed product of the addition of 4-tolueneselenenyl chloride (**298**) to ethylene is not the β -chloroalkyl selenide (**300**) but the episelenurane 1-chloro-1-(4'-tolyl)selenocyclopropane (**299**)⁴³¹. The subsequent isomerization of **299** gives 2-chloroethyl 4'-tolyl selenide (**300**), the 1,2-adduct (equation 140).

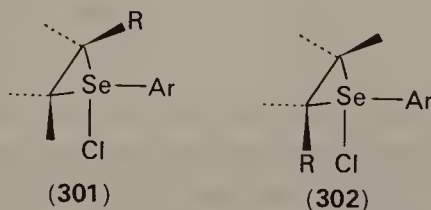


Semi-empirical molecular orbital calculations performed on an episelenurane related to **299** suggest that the most stable conformation of the episelenurane adducts resembles that of a distorted trigonal bipyramid in which the three-member ring is in an equatorial-apical orientation⁴⁴².

The observation of two very distinct methylene carbons in the c.m.r. spectrum of **299** is taken as evidence in support of these calculations. 1-Chloro-1-(4'-tolyl)selenocyclopropane (**299**) is the first reported compound containing selenium(IV) as part of a three-member ring. Other episelenuranes have been isolated with other alkenes when the aryl group of the selenenyl chloride is 4-anisyl, and 3-tolyl²⁸⁵. When the aryl group is phenyl, 4-chlorophenyl, 4-bromophenyl, 4-nitrophenyl, 2,4-dichlorophenyl, or 2,4-dinitrophenyl only the β -chloroalkyl aryl selenide is isolated. No episelenuranes are observed. These reactions were always carried out under a nitrogen atmosphere in solutions which were freeze degassed at least three times. The presence or absence of light does not effect the kinetic product distribution. The episelenuranes are isolatable at room temperature but are in general much more stable at lower temperatures. Characterization by p.m.r., c.m.r., i.r., chemical ionization mass spectra, and chemical reactions readily distinguished these species from the β -chloroalkyl aryl selenides and the known episelenonium salts. The isomerization of the episelenurane is retarded by non-polar solvents and enhanced by more-polar solvents such as methylene chloride, acetic acid, formic acid and nitromethane.

The stability of the episelenurane is very dependent upon the substituents on the original alkene. Thus **299** is stable whereas no episelenuranes have been isolated from the reaction with *cis*- or *trans*-1,2-di-*t*-butylethylene. The stability of the episelenurane formed from addition to substituted alkenes of the form $\text{RCH}=\text{CHR}$ where $\text{R} = \text{Me}, \text{Et}, i\text{-Pr}, n\text{-Pr}, n\text{-Bu}$, decreases in the order $\text{Me} > \text{Et} > n\text{-Pr} > n\text{-Bu} > i\text{-Pr}$. In general the *trans*-1,2-disubstituted episelenuranes are found to be less stable than the corresponding *cis* isomers.

Two isomeric episelenuranes are formed by the addition to unsymmetrically-substituted alkenes. This result is consistent with the proposed trigonal bipyramid geometry about the selenium atom with the three-member ring spanning apical-equatorial positions. Hence an alkene of the type $\text{RCH}=\text{CH}_2$ can form an episelenurane with the R group in either the apical (**301**) or equatorial (**302**) position. In the reaction of 4-tolueneselenenyl chloride (**298**) with simple monosubstituted alkenes,



the two isomeric episelenuranes are not formed in equal amounts. The relative distributions under kinetic and thermodynamic control are given in Table 34. In contrast, the reaction of **298** with 1,1-disubstituted alkenes, usually gives only one isomer, which slowly isomerizes to the Markownikoff β -chloroalkyl selenide. When the two substituents on the 1,1-disubstituted alkene are sterically bulky, the second isomer is also formed which isomerizes to the *anti*-Markownikoff adduct. Thus 1,1-di-*t*-butylethylene forms, under kinetic control, a 2:1 mixture of the normal Markownikoff and *anti*-Markownikoff adducts. The reaction gives initially a white precipitate assumed to be the episelenurane mixture, but the half-life of the solid (only a few seconds in this case) is insufficient to allow unambiguous characterization. This result contrasts sharply with the analogous addition of sulphenyl chlorides to this alkene⁴⁰⁹ which gives exclusively the *anti*-Markownikoff adduct under kinetic control.

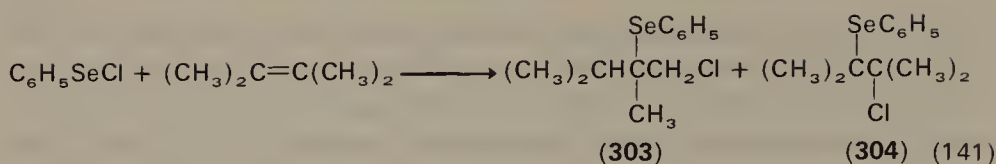
TABLE 34. Kinetic and thermodynamic product distributions of episelenuranes from the reaction of 4-tolueneselenenyl chloride with some monosubstituted alkenes

Alkene	Percentage distribution KCP:TCP ^a	
	Initial	Final
CH ₃ CH=CH ₂	43:57	0:100
C ₂ H ₅ CH=CH ₂	64:36	0:100
<i>i</i> -PrCH=CH ₂	83:17	1:99
<i>t</i> -BuCH=CH ₂	100:0	5:95

^a KCP = kinetically controlled product: TCP = thermodynamically controlled product.

After 2 months the composition changes to 59% *anti*-Markownikoff, 26% Markownikoff and 15% of a vinyl sulphide product. Further examples of this difference in product composition between additions of arenesulphenyl and areneselenenyl chlorides are given in Table 35.

Episelenurane intermediates have not been isolated from reactions of selenenyl chlorides with either tri- or tetrasubstituted alkenes, although short lived species appear to have been formed in one or two cases²⁸⁵. The reactions of areneselenenyl chlorides with these highly substituted alkenes show structural rearrangements which have no direct counterpart in arenesulphenyl halide additions. For example the reaction of benzeneselenenyl chloride with 2,3-dimethyl-2-butene yields the adduct **303** as well as the normal 1,2-addition product (**304**) under conditions of kinetic control (equation 141). This rearrangement can not have occurred

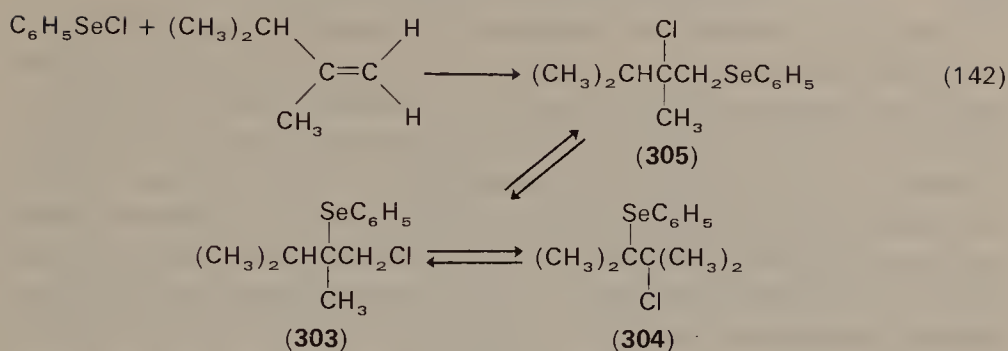


via isomerization of the starting alkene to 2,3-dimethyl-1-butene followed by addition of the selenenyl chloride because the regiochemistry of **303** from the reaction with 2,3-dimethyl-2-butene is found to be *anti*-Markownikoff, whereas the addition to 2,3-dimethyl-1-butene gives the Markownikoff adduct regiospecifically under kinetic control. Of further interest was the observation that isomerization of **305** to **303** under thermodynamic control also gives rise to some of **304** after a period of about 2 weeks. In all cases studied to date, the rearrangement gives rise to an adduct which would arise *a priori* from addition to a 1,1-disubstituted alkene (equation 142). These data lead to the general conclusion

TABLE 35 Kinetic product distribution for the reactions of benzenesulphenyl and benzeneselenenyl chloride with some alkenes in methylene chloride at 25 °C

Alkene	C ₆ H ₅ SCI ^a		C ₆ H ₅ SeCl ^a	
	% <i>a</i> M	%M	% <i>a</i> M	%M
CH ₃ CH=CH ₂	68	32	41	59
C ₂ H ₅ CH=CH ₂	75	25	63	37
<i>i</i> -PrCH=CH ₂	100	0	88	12
<i>t</i> -BuCH=CH ₂	100	0	100	0
(CH ₃) ₂ C=CH ₂	86	14	0	100
C ₂ H ₅ C(CH ₃)=CH ₂	57	43	0	100
<i>i</i> -PrC(CH ₃)=CH ₂	53	47	0	100
<i>t</i> -BuC(CH ₃)=CH ₂	100	0	0	100
(C ₂ H ₅) ₂ C=CH ₂	59	41	0	100
<i>i</i> -PrC(C ₂ H ₅)=CH ₂	100	0	0	100
(<i>c</i>) CH ₃ CH=CHC ₂ H ₅	64	36	45	55
(<i>t</i>) CH ₃ CH=CHC ₂ H ₅	68	32	38	62
(<i>c</i>) CH ₃ CH=CHPr- <i>i</i>	100	0	70	30
(<i>t</i>) CH ₃ CH=CHPr- <i>i</i>	83	17	75	25
(<i>c</i>) CH ₃ CH=CHBu- <i>t</i>	100	0	100	0
(<i>t</i>) CH ₃ CH=CHBu- <i>t</i>	100	0	92	8
(<i>c</i>) C ₂ H ₅ CH=CHPr- <i>i</i>	90	10	83	17
(<i>t</i>) C ₂ H ₅ CH=CHPr- <i>i</i>	63	37	89	11
(<i>c</i>) C ₂ H ₅ CH=CHBu- <i>t</i>	100	0	88	12
(<i>t</i>) C ₂ H ₅ CH=CHBu- <i>t</i>	100	0	100	0
<i>c</i> -PrCH=CH ₂	0	100	0	100

^a M = Markownikoff orientation; *a*M = *anti*-Markownikoff orientation.



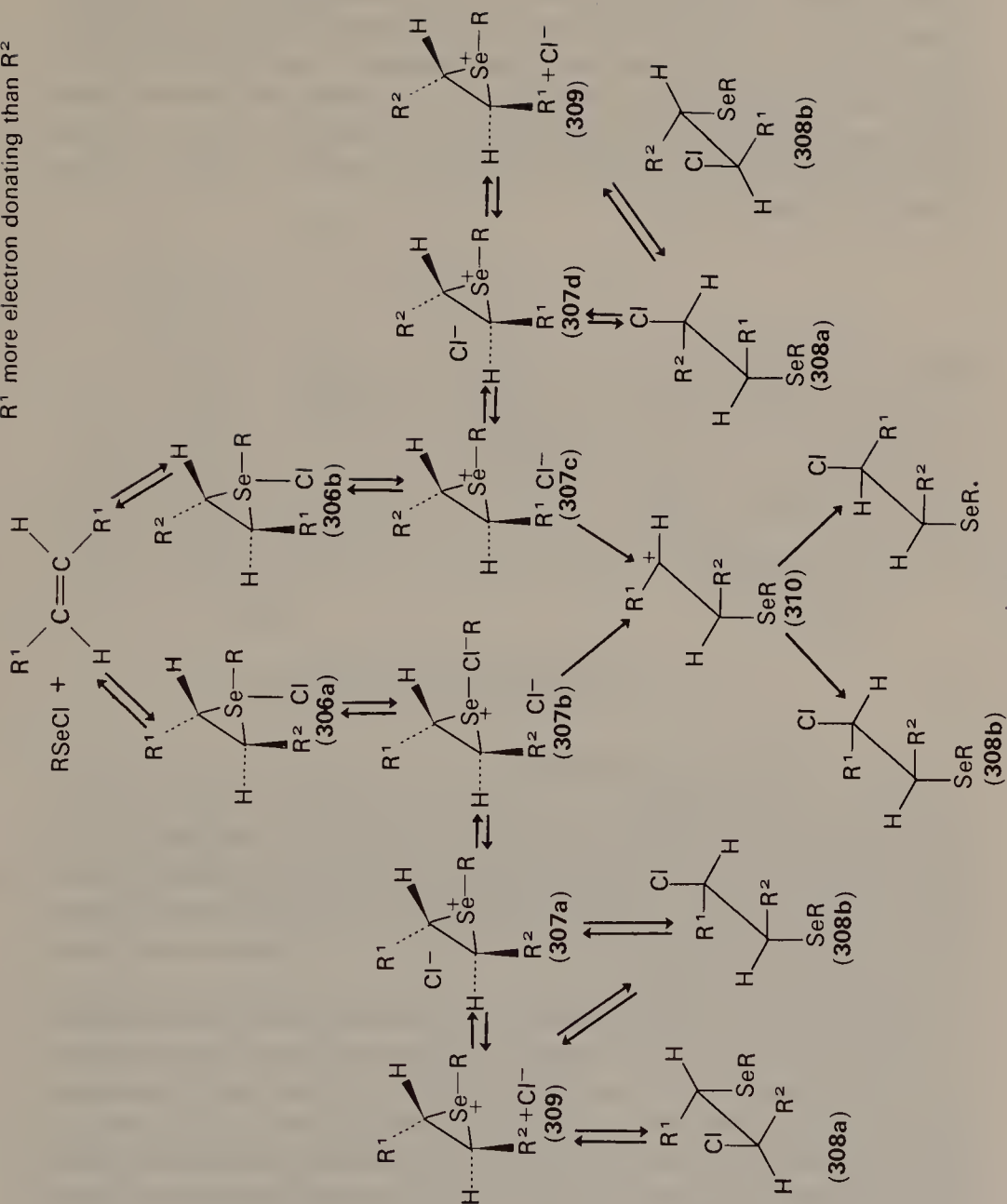
that the product- and rate-determining transition states resemble the episelenurane intermediate even in those cases where an episelenurane is not *per se* observable. The rearrangements with tri- and tetrasubstituted alkenes appear, therefore, to be the result of a steric barrier towards formation of a tri- or tetrasubstituted episelenurane intermediate. This leads to a 1,3-hydrogen shift to form the thermally-more-stable 1,1-disubstituted episelenurane.

The effect of alkene structure on reactivity is found to be the same for the addition of both benzene- and 4-toluene-selenenyl chloride within experimental error²⁸⁵ and hence suggests similar rate-determining transition states for both reactions. This is important since in the first case episelenuranes have never been observed, whereas they are often isolatable from the latter. This result suggests that the structure of the rate-determining transition state very closely resembles that of the episelenurane.

From the data given in Table 33 it is clear that electron-donating groups generally increase the rate, but at the same time the general increase in their steric bulk causes a retardation of the rates. The progressive substitution of hydrogens on ethylene by methyl groups shows a peak at propene followed by a decrease in the order propene > methylpropene > 2-methyl-2-butene > *cis*-2-butene > *trans*-2-butene > 2,3-dimethyl-2-butene > ethylene. This is in contrast to the linear correlation between alkene structure and reactivity found for these same alkenes in the additions of arenesulphenyl chloride, bromine, chlorine and peroxyacids. The relative rates of addition of benzeneselenenyl chloride to vinylcyclopropane and styrene are 61:1, significantly greater than the addition of arenesulphenyl chloride (3.8:1) yet still smaller than bromination ($\geq 10^3$:1) or hydration (996:1)⁴¹⁶. This is taken as indicative of a rather unsymmetrical transition state for the selenenyl chloride addition yet still a transition state in which full resonance stabilization by the substituents cannot be achieved.

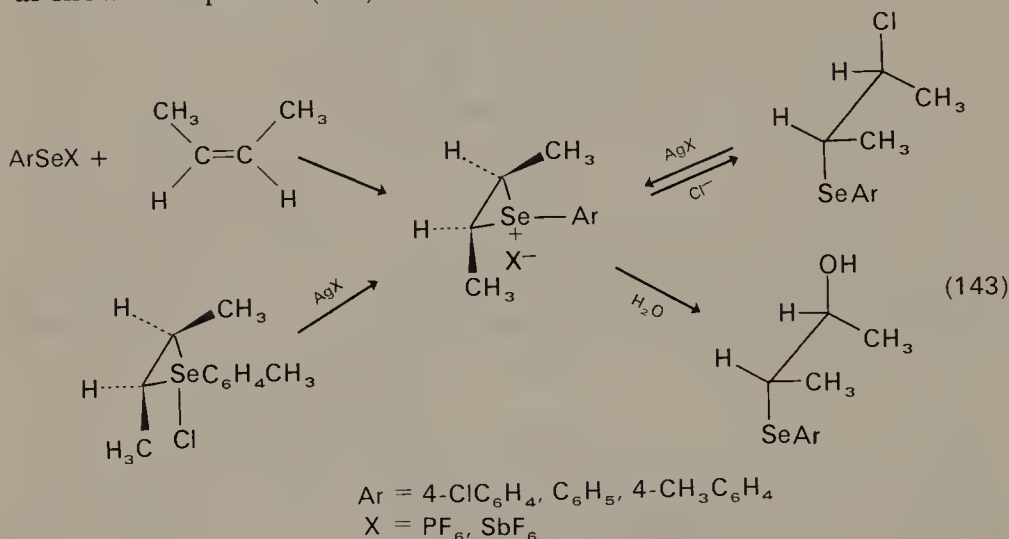
While *anti* stereospecific addition is normally observed⁴³⁰, non-stereospecific addition occurs under conditions of kinetic control in the addition of benzeneselenenyl chloride to anethole or any 1-arylpropene substituted with an electron-donating substituent better than or comparable to 4-CH₃O²⁸⁵. If 4-tolueneselenenyl chloride is used instead, an unstable single episelenurane intermediate can be observed which isomerizes to give a mixture of the *erythro* and *threo* Markownikoff adducts. This latter result indicates that although formation of the intermediate episelenurane occurs stereospecifically, an ion is formed subsequently which no longer resembles the episelenonium ion pair but rather is a relatively open 4-methoxybenzylic carbonium ion. These results coupled with kinetic studies of a series of *cis*- and *trans*-1-arylpropenes which showed a linear correlation of log k_2 versus σ , clearly indicates that under certain conditions the structures of the rate- and product-determining transition states can be different. In this case the rate-determining transition state resembles a cyclic episelenonium ion pair while the product-determining transition state can resemble an open carbonium ion if such an ion is more stable than the bridged one. This behaviour is also observed for the addition of arenesulphenyl chlorides to *cis*- and *trans*-1-arylpropenes⁴¹⁰.

Based on the available data, the mechanism in Scheme 8 can be proposed which involves the formation of two episelenurane intermediates, **306a** and **b**. These intermediates, whose stabilities are dependent upon alkene structure, solvent, and temperature, may ionize via a series of intimate or solvent-separated ion pairs, **307a-d**, to the products of *anti* stereospecific addition **308a** and **b**. In very polar solvents a dissociated episelenonium ion **309** may be preferred and the product distribution then resembles more closely that of the addition of arenesulphenyl chlorides. In rare cases where an open carbonium ion, **310**, of greater stability than the commonly observed bridged species is formed the reaction is regio- but non-stereo-specific. In acetic acid, isomerization of the initially formed episelenuranes is much faster than the formation of solvent-incorporated products. This suggests that ion pairs are important. Furthermore the formation of the episelenurane intermediate occurs with complete retention of the initial alkene configuration and thus results from net *syn* addition. A concerted collapse of this intermediate would yield the product of *syn* addition. This is not observed and therefore requires the hypothesis of some ionic intermediate, **307** or **309**, to allow migration of the chlorine atom from a position adjacent to the selenium atom to one adjacent to, and essentially *trans* coplanar with respect to, selenium.

R¹ more electron donating than R²

SCHEME 8.

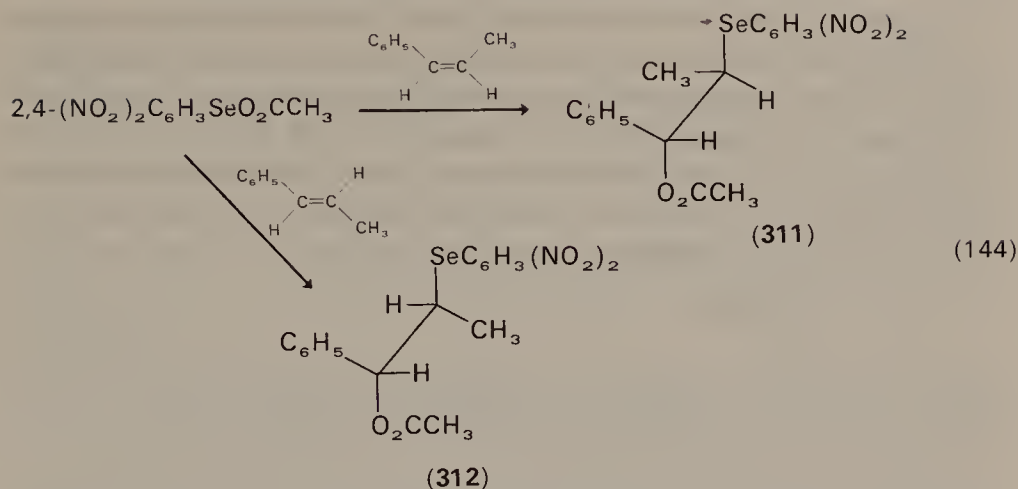
b. *Areneselenenyl hexafluorophosphates and hexafluoroantimonates.* The addition of 4-tolueneselenenyl hexafluorophosphate to *cis*- and *trans*-2-butene in methylene chloride or nitromethane at 24 °C gives, respectively, *cis*- and *trans*-2-butene episelenonium hexafluorophosphate characterized by p.m.r. and c.m.r., and isolated as colourless solids²⁸⁵. These compounds can also be prepared by reacting the corresponding episelenuranes or β -chloroalkylselenide with AgPF_6 . Reaction of this salt with halide ions or water gives the product of $\text{S}_\text{N}2$ attack at carbon as shown in equation (143).



Even in cases where episelenuranes have not been isolated, episelenonium salts can be formed. For examples, the reactions of 4-chlorobenzene or benzeneselenenyl hexafluorophosphate or hexafluoroantimonate with alkenes form episelenonium hexafluorophosphates or hexafluoroantimonates. These salts can also be prepared by the reaction of a β -chloroalkyl, 4-chlorophenyl, or phenyl, selenide with silver hexafluorophosphate or hexafluoroantimonate.

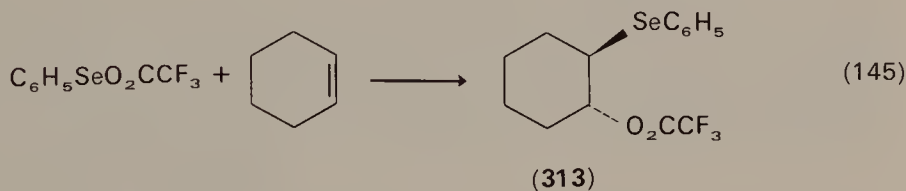
Similar results were obtained when the selenenyl hexafluoroantimonate was used and the aryl group was changed to phenyl or 4-chlorophenyl.

c. *Areneselenenyl acetates.* The addition of selenenyl acetates to alkenes was first reported in 1953⁴²⁸. The stereochemistry of the reaction has been reported to be *anti*, based on the reaction between 2,4-dinitrobenzeneselenenyl acetate and *cis*- and *trans*-1-phenylpropene which gives the Markownikoff adducts **311** and **312** respectively (equation 144)⁴³⁰. Markownikoff addition has also been reported for the reaction of 1-anthraquinoneselenenyl acetate with methylpropene and vinyl acetate, and for the reaction of 2-nitrobenzeneselenenyl acetate with styrene and

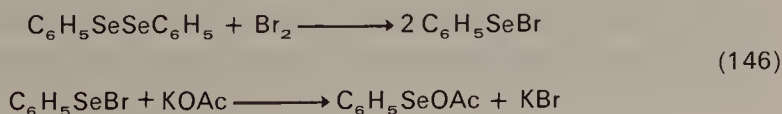


vinyl acetate⁴²⁹. The only product isolated in the addition of 1-anthraquinoneselenenyl acetate with 1,3-butadiene was that of 1,4-addition⁴²⁹.

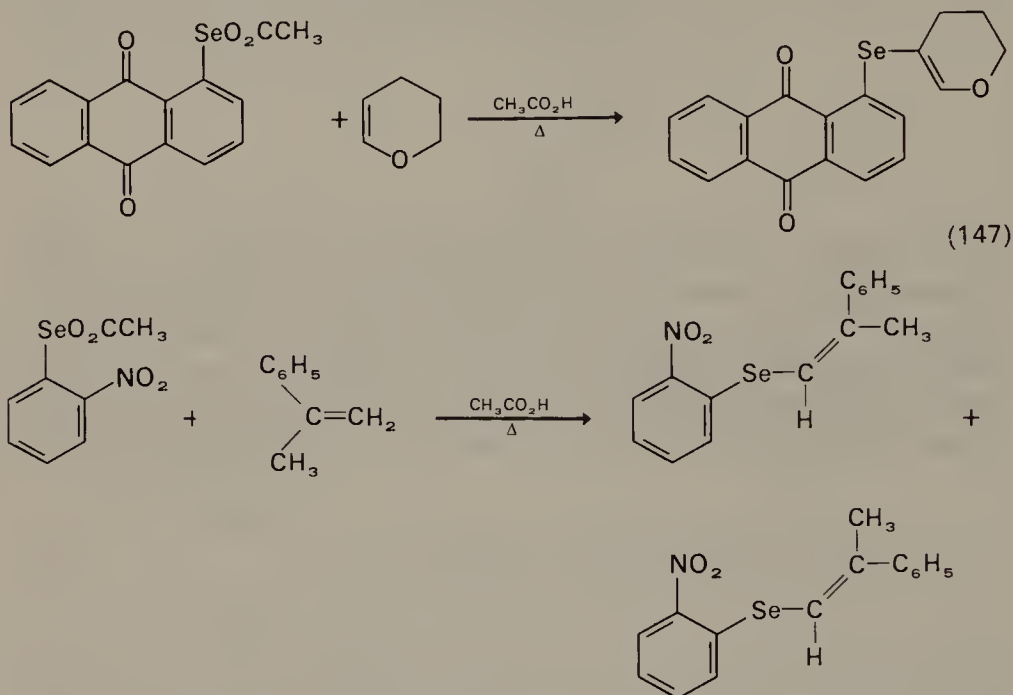
Reich⁴²⁷ has recently reported the reaction of benzeneselenenyl trifluoroacetate with a number of alkenes. The addition to cyclohexene is *anti* stereospecific yielding *trans*-2-phenylseleno-1-trifluoroacetoxycyclohexane (313, equation 145). The additions were carried out in benzene



or methylene chloride. The reaction is not very regioselective. The reaction with styrene gives the Markownikoff isomer exclusively, but 1-methylcyclohexene and methyl acrylate give mixtures in the ratio of 45:55 and 35:65 Markownikoff:*anti*-Markownikoff additions. *Cis*- and *trans*-2-butene are reported to yield diastereoisomers, presumably via *anti* addition. The mechanism of this reaction has been hypothesized to be closely related to that of sulphenyl halides⁴²⁷. 1,3-Cyclohexadiene gives predominantly 1,2-additions with some 1,4-products. Non-regiospecific addition has also been reported for the reaction of 2-methyl-2-heptene and 1-dodecene with benzeneselenenyl acetate formed *in situ* from bromine, diphenyl diselenide and anhydrous potassium acetate according to equation 146⁴²⁶.



'Substitution' products have been reported in the reaction of 1-anthraquinoneselenenyl and 2-nitrobenzeneselenenyl acetate with 2,3-dihydropyran, 2-phenylpropene and a number of ring-substituted 1,1-diphenylethylenes⁴²⁹ (equation 147). The reactions were carried out either in acetic acid, carbon tetrachloride, or pyridine. The pyridine was hypothesized to be a catalyst polarizing the Se—OAc bond to give a $\text{ArSeC}_5\text{H}_5\text{N}^+\text{OAc}^-$ complex as the electrophile.



2. Tetravalent selenium and tellurium

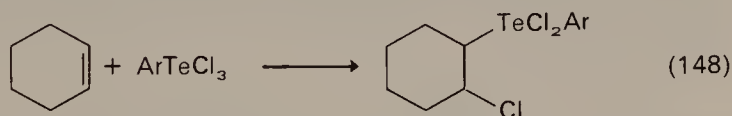
a. *Arylselenium trichlorides*. The addition of arylselenium trichlorides to alkenes to yield β -chloroalkyl aryl selenide dichlorides has received little attention. It has been reported that 2,4-dinitrophenylselenium trichloride reacts with *cis*- and *trans*-1-phenylpropene in a stereospecific *anti* addition in acetic acid, carbon tetrachloride, chloroform and methylene chloride solvents⁴³⁰. The addition in this case is non-regiospecific leading to essentially equal proportions of the Markownikoff and *anti*-Markownikoff products. In contrast 4-anisylselenium trichloride reacts to form exclusively the *anti*-Markownikoff adduct by *anti* addition under conditions of kinetic control²⁸⁵. Similar results were observed for other unsymmetric 1,2-disubstituted ethylenes. For example the reaction with *cis*- and *trans*-4-methyl-2-pentene gives *threo*- and *erythro*-*dl*-2-chloro-4-methylpentyl-34'-anisyl selenide dichloride respectively.

The presence of *anti*-Markownikoff adducts from 1-arylpropenes under conditions of kinetic control rules out a carbonium ion intermediate in the product- and rate-determining steps. The enhancement of the rate of addition caused by electron-donating substituents in *trans*-1-arylpropenes, determined by competition experiments, demonstrates the electrophilicity of the reaction²⁸⁵.

Isomerization to the adduct with Markownikoff orientation is observed in all cases under conditions of thermodynamic control with retention of configuration.

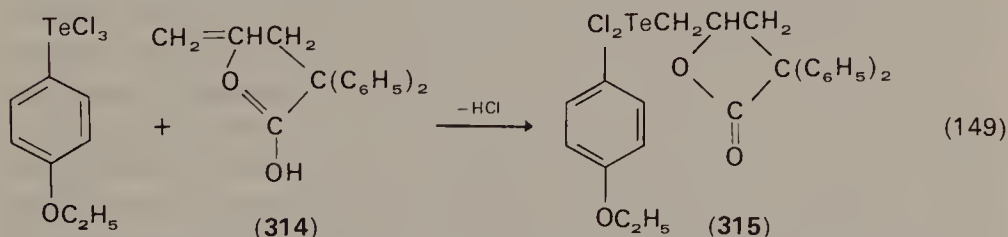
No kinetic results have been reported to date and therefore little is known about the stoichiometry of the rate-determining transition state.

b. *Aryltellurium trichlorides*. The reaction of a number of aryltellurium trichlorides with cyclohexene in refluxing cyclohexene gives 2-chloro-cyclohexyl-1-aryl telluride dichlorides^{443,444} (equation 148). Attempts to carry out this reaction at room temperature or to react aryltellurium



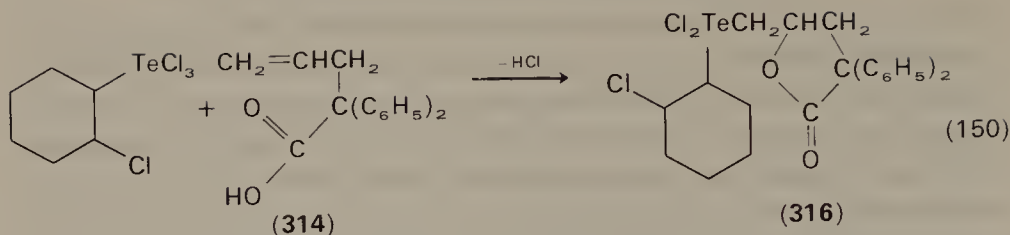
trichlorides with styrene, and 1,4-diphenyl-1,3-butadiene, neat or in solvents such as chloroform and acetic acid gave only starting material.

The reaction of 4-ethoxyphenyltellurium trichloride with 4,4-diphenylpenten-4-oic acid in CHCl_3 is reported to form 2,2-diphenyl-5-(4'-ethoxyphenyltelluro dichloride)-4-pentanolactone (**315**) with the elimination of HCl (equation 149)⁴⁴³.

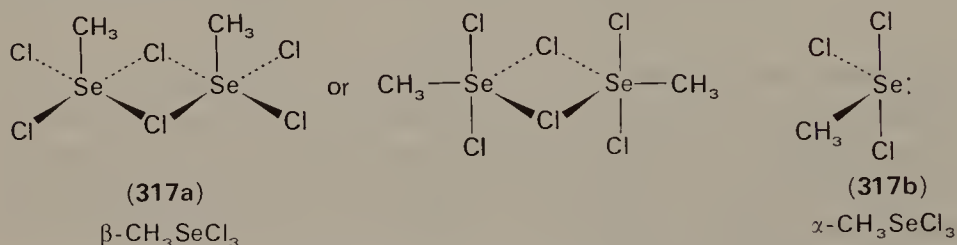


Alkyltellurium trichlorides prepared from the reaction of tellurium tetrachloride and alkenes react further with alkenes to give the bis(β -chloroalkyl) telluride dichloride adducts^{445,446}. For example, 2-chlorocyclohexyltellurium trichloride formed from the reaction of cyclohexene and tellurium tetrachloride is stable in excess cyclohexene at room temperature, but will react with **314** to form **316** (equation 150).

No other additions have been reported nor have kinetic results been given to date.

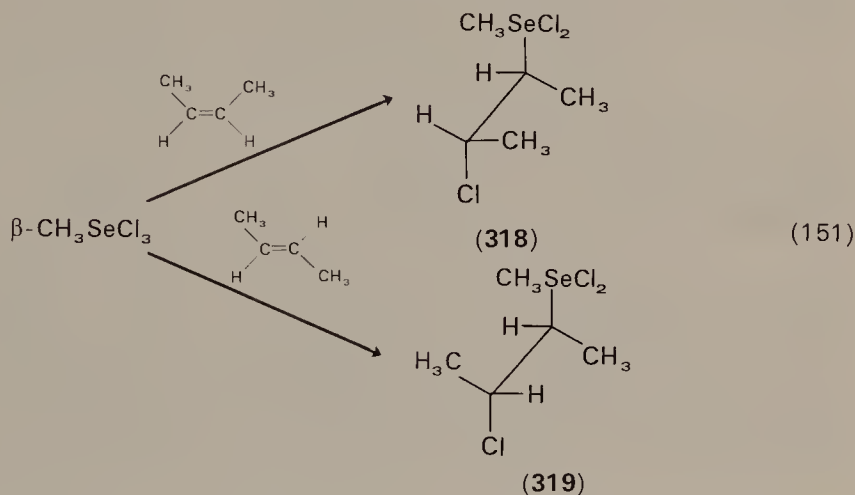


c. *Alkylselenium trichlorides*. Three alkylselenium trichlorides, RSeCl_3 , have been reported^{447,448} ($\text{R} = \text{Me}$, Et , $i\text{-Pr}$). Of these only methylselenium trichloride is reasonably stable. Ethylselenium trichloride may be prepared *in situ*. Isopropylselenium trichloride, although apparently formed *in situ*, immediately decomposes to give isopropyl chloride and SeCl_4 . Methylselenium trichloride has been reported as existing in two forms⁴⁴⁸; one soluble in CH_2Cl_2 the other insoluble. The major difference appears to be that the soluble form, hereafter referred to as the β -form of CH_3SeCl_3 (**317a**), is dimeric in solution whereas the insoluble α -form (**317b**), is believed to be monomeric. The reactivity of these two species is quite distinct²⁸⁵.



β -Methylselenium trichloride reacts readily with alkenes to yield β -chloroalkyl methyl selenide dichlorides²⁸⁵. Thus *cis*- and *trans*-2-butene give (*RS,RS*)- and (*RS,SR*)-3-chlorobutyl-2 methyl selenide dichloride (**318** and **319**) respectively, via *anti* stereospecific addition (equation 151). Similarly, reactions with *cis*- and *trans*-1-arylpropenes are *anti* stereospecific and regiospecific in the Markownikoff sense when the aryl group is more electron withdrawing than methyl ($\text{Ar} = 4\text{-CH}_3$, 4-H , 4-Cl , and 3-NO_2). When the substituent is electron donating ($\text{Ar} = 4\text{-}i\text{-C}_3\text{H}_7\text{O}$, $4\text{-C}_6\text{H}_5\text{O}$, and $4\text{-CH}_3\text{O}$) the addition is non-stereospecific or stereoselective *anti* depending upon the concentration range of methylselenium trichloride used²⁸⁵. Preliminary kinetic results indicate that the reaction is essentially second order; first order in alkene, and first order in CH_3SeCl_3 in the concentration range 0.01–0.04 M at 25 °C with methylene chloride or chloroform as solvents. A third order process, first order in alkene and second order in CH_3SeCl_3 , is observed in the concentration range 0.2–0.6 M. Under conditions of kinetic control,

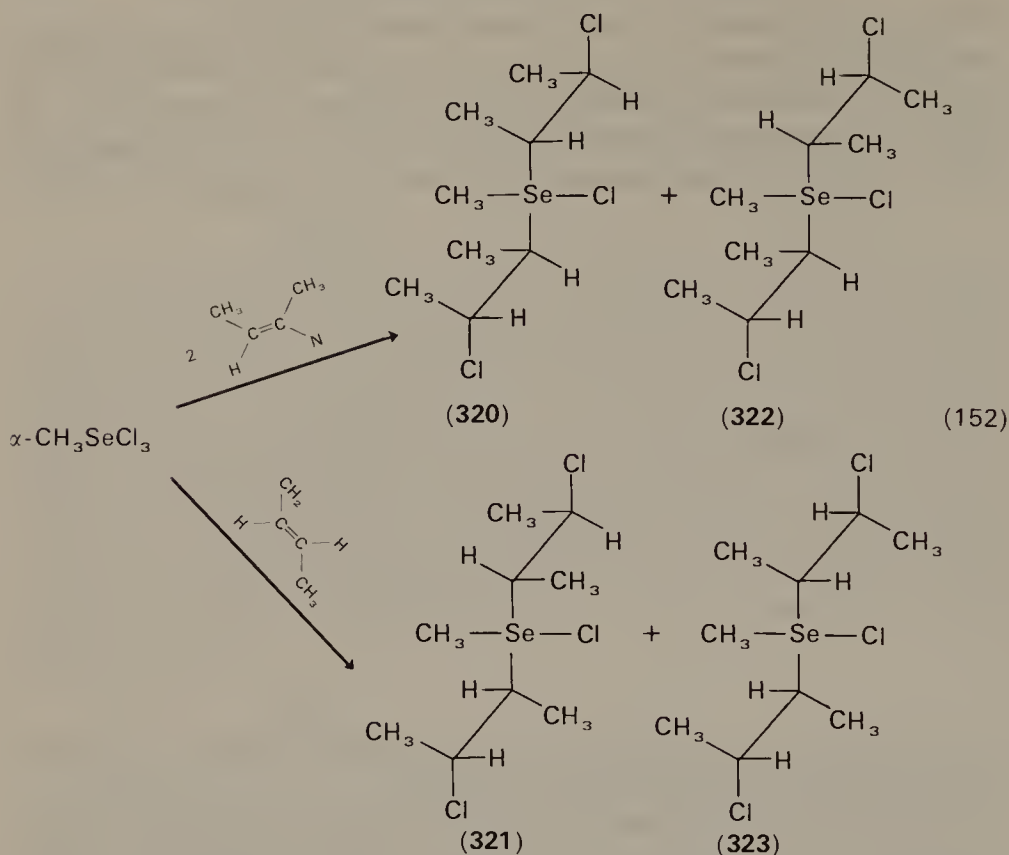
regiospecific addition to form the Markownikoff adduct occurs irrespective of the concentration range. This latter result contrasts with the previously mentioned regiochemistry of addition of arylselenium trichlorides under equivalent addition conditions^{430,285}. The electrophilicity of the reaction is demonstrated by the enhanced reactivity of *cis*- and



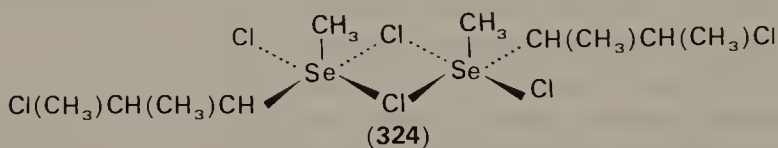
trans-1-arylpropenes substituted with electron-donating substituents when competition experiments are carried out.

It is clear from the product studies that a change in the structure of the product-determining transition state occurs when the electron-donating ability of the substituent on the phenyl ring is greater than that of a methyl group. The non-stereospecific addition to 1-(4-isopropoxy, 4-phenoxy and 4-methoxyphenyl)propene suggests that an open carbonium ion is involved as an intermediate in these reactions. In the absence of further kinetic data it is impossible to determine whether this change occurs in the rate- or product-determining transition state.

α -Methylselenium trichloride reacts with alkenes to give bis-(β -chloroalkyl) methyl chloro selenuranes²⁸⁵. Hence *cis*- and *trans*-2-butene appear to form the bis-((2*RS*,3*RS*)-3-chlorobutyl-2) and bis-((2*RS*,3*SR*)-3-chlorobutyl-2) methyl chloro selenurane (**320** and **321**) and the meso compounds (2*RS*,3*RS*)-3-chlorobutyl-2(2'*SR*,3'*SR*)3'-chlorobutyl-2' and (2*RS*,3*SR*)-3-chlorobutyl-2(2'*SR*,3*RS*)-3'-chlorobutyl-2' methyl chloro selenurane (**322** and **323**) respectively as determined by p.m.r., c.m.r. and mass spectrometry (equation 152). The reaction is therefore believed to be stereospecific with simple alkyl substituted alkenes. Compounds **318** and **319** are not precursors of **320** and **322**, or of **321** and **323** since they do not add a second molecule of alkene under the reaction conditions. The presence of 2:1 adducts in the addition of $\alpha\text{-CH}_3\text{SeCl}_3$ may be attributed



to its monomeric structure. Under this criterion the 1:1 adducts **318** and **319** from $\beta\text{-CH}_3\text{SeCl}_3$ may in reality be 2:2 adducts such as **324**. This latter point has yet to be settled.



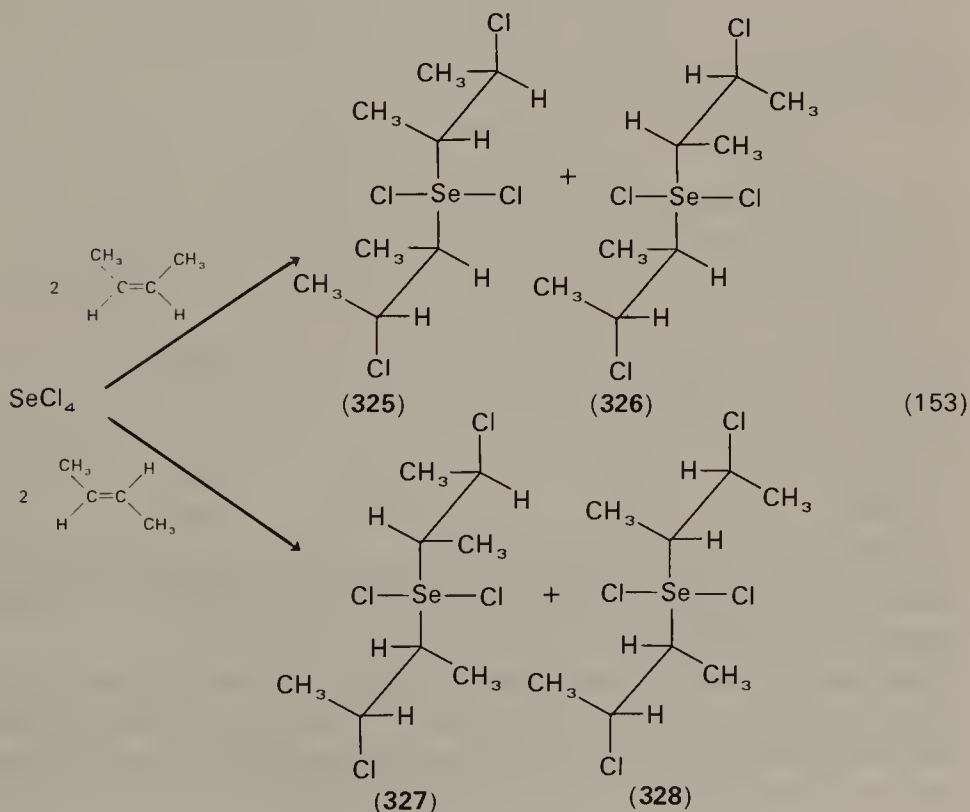
β -Chloroalkylselenium trichlorides formed by the reaction of SeCl_4 and alkenes have also been reported²⁸⁵ to add to alkenes in an *anti* stereospecific but non-regiospecific manner. This reaction is discussed in the next section.

d. *Selenium tetrachloride*. Selenium tetrachloride, SeCl_4 , reacts with alkenes in a facile manner to yield bis(β -chloroalkyl) selenide dichlorides^{449,452,285}. In the earlier literature⁴²⁸⁻⁴⁴² it was often hypothesized that SeCl_4 was not well defined in solution and hence existed in equilibrium with related species such as SeCl_2 , Se_2Cl_2 and SeOCl_2 ⁴⁵³⁻⁴⁶⁴.

Selenium tetrachloride has since been shown to be well defined. The major problem seemed to be with respect to the nature of the addition product which was sometimes a bis(β -chloroalkyl) selenide or selenoxide as well as the normal selenide dichloride species. Consequently much confusion exists in the interpretation of these reactions from the earlier literature. The reactions with alkenes are usually carried out neat⁴⁴⁹ or in solvents such as pentane, hexane or chlorinated solvents^{285,449-452}. Hydroxylic solvents react with SeCl_4 and therefore cannot be used⁴⁶⁵.

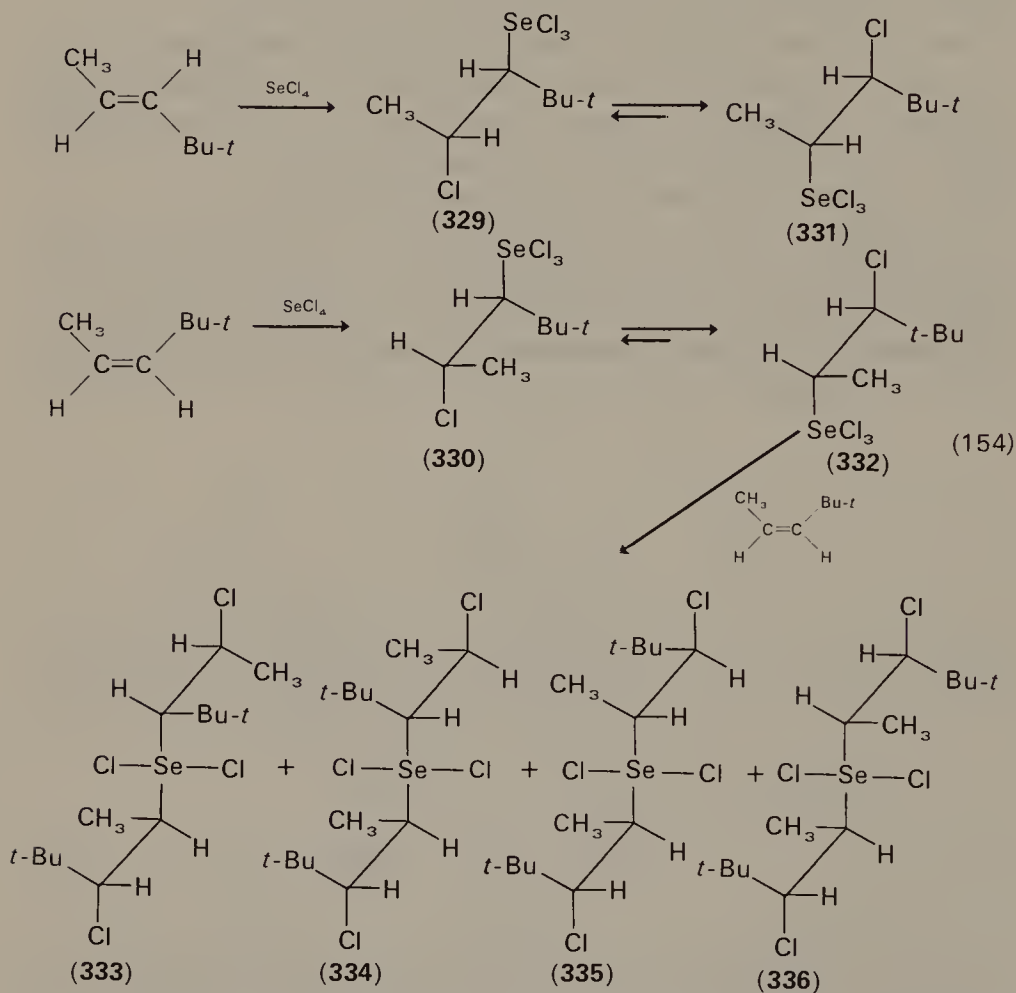
Few mechanistic studies have been reported. The electrophilicity of the reaction is demonstrated through competition experiments by the enhanced reactivity of alkenes substituted with electron-donating groups⁴⁴¹, while reactions with chlorinated alkenes are very slow even in the presence of catalysts such as aluminium chloride⁴⁵⁰.

The addition of SeCl_4 to *cis*-2-butene at 25 °C in methylene chloride solution appears to be *anti* stereospecific⁴⁴¹, yielding bis-((2*RS*,3*RS*)-3-chlorobutyl-2) selenide dichloride (**325**) and *meso* compound (2*RS*,3*RS*)-3-chlorobutyl-2 (2*SR*,3'*SR*)-3'-chlorobutyl-2' selenide dichloride (**326**, equation 153). Similarly, addition of SeCl_4 to *trans*-2-butene yields a mixture of



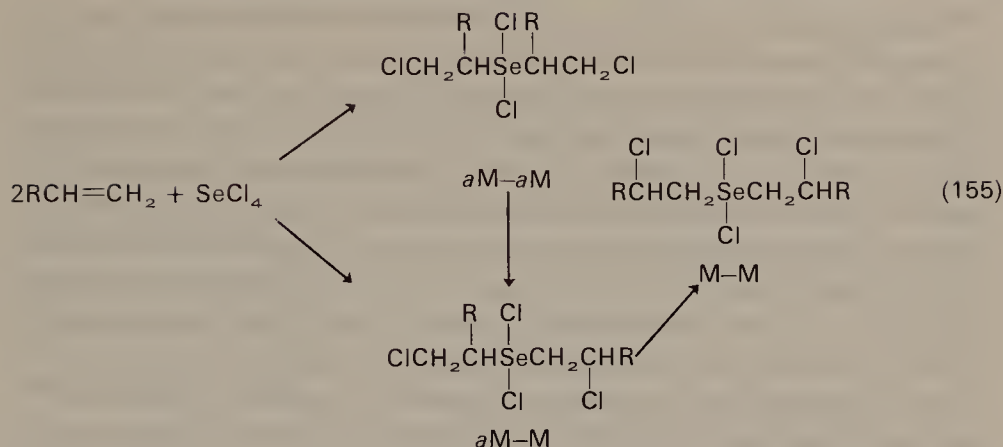
bis-((2*SR*,3*RS*)-3-chlorobutyl-2) selenide dichloride (**327**) and (2*SR*,3*RS*)-3-chlorobutyl-2 (2'*RS*,3'*SR*)-3'-chlorobutyl-2' selenide dichloride (**328**). The relative configurations of **325** and **326** vs. **327** and **328** were assigned from their respective p.m.r. and c.m.r. spectra.

The reaction of SeCl_4 with *cis*- and *trans*-4,4-dimethyl-2-pentene gives the monoadducts **329** and **330** respectively under kinetic control. Subsequent isomerization gives the Markownikoff adducts **331** and **332**. These



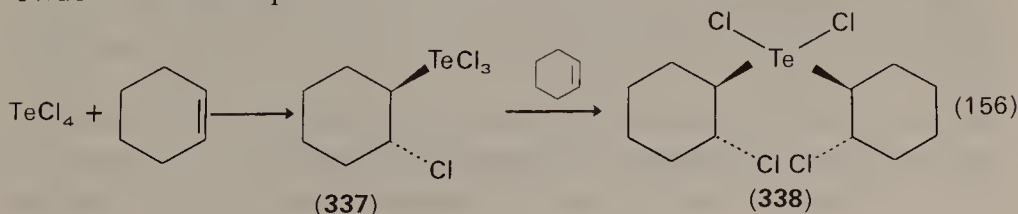
latter compounds are quite reactive readily adding a second molecule of alkene to yield, in the case of **332**, a mixture of **333**, **334**, **335** and **336** as identified by spectroscopic techniques (equation 154)²⁸⁵.

Terminal alkenes, if monosubstituted, yield the *aM*-*aM* isomers and *aM*-*M* isomers under kinetic control²⁸⁵. Subsequent rearrangement, however, allows the isolation of the thermodynamically more-stable *M*-*M* adducts (equation 155).



No kinetic data are currently available for this reaction. The reactions are quite fast and are generally complete within a few minutes when carried out in methylene chloride at room temperature²⁸⁵. The observation that generally only bis adducts are isolated even in cases where an excess of SeCl_4 is employed, indicates that addition of the second molecule of alkene is much faster than the first. This is to be expected since the substitution of an electron-donating alkyl group on RSeCl_3 vs. the electron-withdrawing chlorine in SeCl_4 should tend to stabilize the transition state in the former case relative to the latter. Similar arguments have been used to explain the higher reactivity of areneselenenyl and sulphenyl halides substituted with electron-donating substituents relative to those with electron-withdrawing groups.

e. *Tellurium tetrachloride*. The reaction of tellurium tetrachloride with simple alkenes yields β -chloroalkyltellurium trichlorides and bis(β -chloroalkyl) telluride dichlorides depending upon the relative proportions of alkene and TeCl_4 ⁴⁴³⁻⁴⁴⁶. For example the reaction of TeCl_4 with excess cyclohexene^{443,444} yields bis(2-chlorocyclohexyl-1) telluride dichloride **338** (equation 156). When less than an equivalent amount of cyclohexene is used⁴⁴⁵ 2-chlorocyclohexyltellurium trichloride (**337**) is isolated. The reaction of **337** with excess cyclohexene similarly yields **338**, suggesting that the formation of **338** occurs by two distinct steps. The reaction is claimed to be *anti* stereospecific⁴⁴⁴ but no experimental evidence has been presented to substantiate this claim.



This reaction is not general since some olefins such as styrene and 1,4-diphenyl-1,3-butadiene do not react either neat or in carbon tetrachloride solvent^{444,446}. In these cases elemental tellurium and unidentified halogenated adducts were isolated, suggesting that the telluride dichloride adduct may have formed but decomposed readily under the conditions used. Supporting this view Fisher and Eisner observed⁴⁶⁶ the formation of tellurium during the reaction of neat cyclohexene with TeCl_4 whereas de Moura Campos and Petragani^{443,444}, and later Ogawa^{445,446} found that when the reaction is carried out in carbon tetrachloride good yields of the adducts **337** and **338** are obtained.

The regiochemistry is generally believed to be Markownikoff^{445,446}. The data supporting this statement are quite weak however, and were not conclusive for either propene or 1-butene, the only cases so far reported.

The effect of solvent on the addition has been investigated. The results are given in Table 36. The reaction is generally faster and the 2:1 adducts were formed preferentially as the dielectric constant of the medium was increased.

TABLE 36. Solvent effects in the addition of tellurium tetrachloride to propene

Solvent	Dielectric constant	Product distribution	
		%1:1	%2:1
Ethyl acetate	6.03	98	2
Acetic acid	6.19	83	17
Methylene chloride	8.9	81	19
Acetonitrile	37.5	56	44
Nitromethane	39.0	32	68

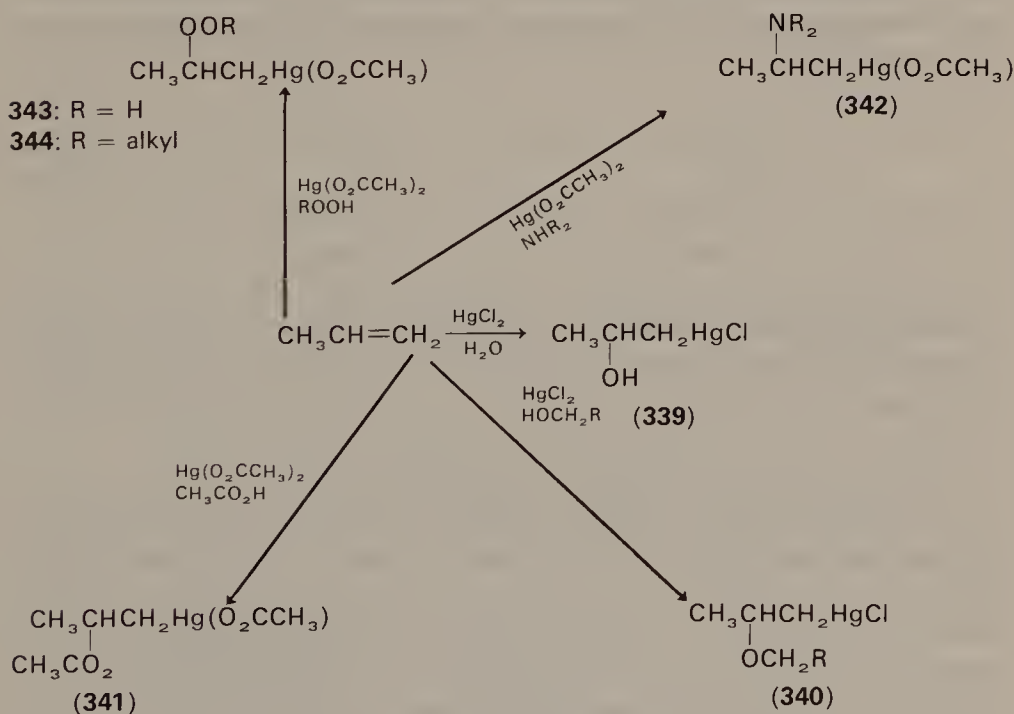
VII. ELECTROPHILIC ORGANOMETALLIC COMPOUNDS

A. Mercuration

The first example of the addition of mercuric salts to alkenes was reported by Hofmann and Sand in 1900⁴⁶⁷. In this reaction, a mercuric salt, usually the chloride⁴⁶⁷ or acetate⁴⁶⁸ but sometimes the trifluoroacetate⁴⁶⁹, is added to the alkene in the presence of a suitable solvent. The product is a 1:1 adduct whose composition depends upon the solvent and any added nucleophiles. Illustrated in Scheme 9 are a number of adducts formed by mercuration of propene under different reaction

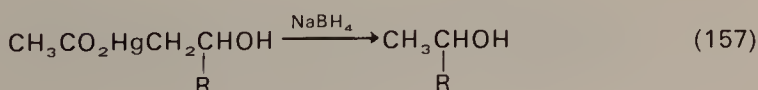
conditions. The addition of mercuric chloride to propene in water⁴⁷⁰ or in a dioxane-water mixture produces a β -hydroxymercuric adduct **339**. This reaction is often called oxymercuration. Changing the solvent to an alcohol, acetic acid or a secondary amine forms the β -alkoxy **340**⁴⁷¹ (alkoxymercuration), β -acetoxy **341**⁴⁷¹ (acetoxymercuration) and β -aminomercuric (aminomercuration) adducts **342**⁴⁷², respectively. Reaction of mercuric acetate with an alkene in the presence of hydrogen peroxide or a hydroperoxide forms a β -hydroperoxide **343**⁴⁷³ and a β -alkylperoxymercuric adduct **344**⁴⁷⁴, respectively. The additions are all regiospecific with the Markownikoff isomer formed exclusively.

The synthetic utility of this reaction has been greatly extended by the discovery that reaction of the adducts with NaBH_4 results in reductive demercuration⁴⁷⁰ (equation 157). Consequently, mercuration-demercuration has become a valuable method for the synthesis of alcohols^{470,475},



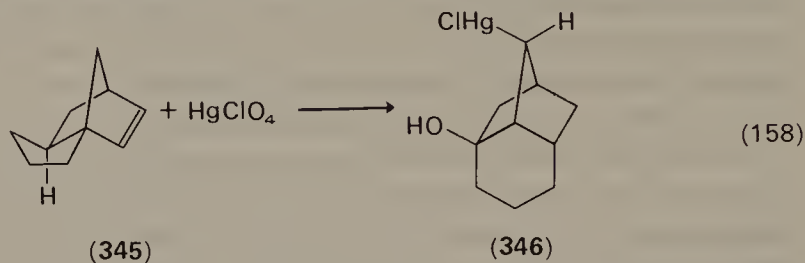
SCHEME 9.

ethers⁴⁷⁰, acetates⁴⁷¹, amines⁴⁷², hydroperoxides⁴⁷³ and dialkyl peroxides⁴⁷⁴. Mercuration-demercuration has also been extended to dienes




and unsaturated alcohols to form diols, tetrahydrofurans and tetrahydropyrans⁴⁷⁶.

While mercuration usually occurs without rearrangement of the carbon skeleton⁴⁷⁷, a few exceptions are known. For instance, 4,5-*exo*-trimethylene-2-norbornene (**345**) when treated with aqueous mercuric perchlorate solution produces, after addition of chloride ion, **346** (equation

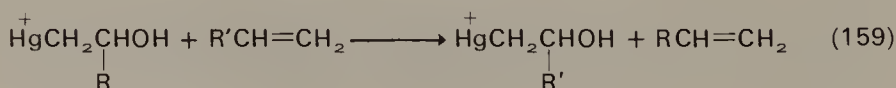


158)⁴⁷⁸. The mercuration of both 6-methylenebicyclo[3.1.1]heptane (**347**) and 5-methylenebicyclo[2.1.1]hexane (**348**) forms a complex mixture of rearranged products⁴⁷⁹.



Mercuration has been reviewed by Chatt⁴⁸⁰, Zefirov⁴⁸¹, Fahey⁴⁸² and Kitching⁴⁸³. Therefore, only the most recent results bearing directly on the mechanism or the effect of structure on reactivity will be presented here in detail.

A wealth of data is available for the addition of mercuric salts to alkenes, but the details of the mechanism of this reaction are not clear. While the addition has been found to be first order in mercuric salt and first order in alkene⁴⁸⁴, these reactions may, in fact, be pseudo second order since the extent of involvement of solvent in the rate-determining step has not been investigated. The reaction is known to be reversible and the details of the deoxymercuration reaction have been extensively studied by Kreevoy⁴⁸⁵. The rate of exchange of oxymercurial ions, formed by the reaction of alkenes with mercuric ion in water, with other alkenes, has been measured (equation 159)⁴⁸⁶. The trend in the rate constants of this deoxymercuration




parallels that of the oxymercuration rate constants previously determined by Halpern⁴⁸⁴; selected examples of which are given in Table 37.

In addition to this work, the effect of alkene structure upon the rate of methoxymercuration has been studied using the competitive reaction technique⁴⁸⁷⁻⁴⁸⁹. The data are given in Table 38. With a few exceptions, the results from different workers are in reasonable agreement. In general, the effect of the degree of substitution and the position of the double bond on the rate is as follows: terminal disubstituted > terminal mono-substituted > internal disubstituted > internal trisubstituted > internal tetrasubstituted. The rate is markedly decreased with increasing branching of that alkyl group attached to the double bond. This is true irrespective of whether the branched alkyl group is situated on the carbon which forms the carbon-mercury bond or on the one which forms the carbon-oxygen bond. *Cis* alkenes react faster than their *trans* isomers while inclusion of the double bond into a ring causes a relatively moderate rate increase. Values of -2.25 (for the plot vs. σ) and -1.59 (for the plot vs. σ^+) for ρ have been obtained by Pritzkow⁴⁸⁷ for the reaction of a series of ring-substituted styrenes with mercuric acetate in methanol. These relatively small negative values of ρ indicate a low demand for electrons at the reaction site.

This variation in rate with structure is very different from that found in the addition of bromine (see Section III.C), chlorine (see Section III.B), peroxy acids (see Section VI.A) and arenesulphenyl chlorides (see Section VI.B) to similarly substituted ethylenes and is more reminiscent of acid-catalysed addition than it is of reactions whose mechanisms involve

TABLE 37. Rate constants for the addition of Hg^{2+} to alkenes in aqueous 0.01 M- HClO_4 at 25 °C⁴⁸⁴

Alkene	$k^a (\text{l mol}^{-1} \text{s}^{-1})$	k_{rel}
$\text{CH}_2=\text{CH}_2$	5.1×10^3	1
$\text{CH}_3\text{CH}=\text{CH}_2$	$1 \pm 0.2 \times 10^5$	20
$\text{C}_2\text{H}_5\text{CH}=\text{CH}_2$	$8 \pm 2 \times 10^4$	16
$(\text{CH}_3)_2\text{C}=\text{CH}_2$	$> 10^6$	> 200
<i>c</i> - $\text{CH}_3\text{CH}=\text{CHCH}_3$	5.8×10^3	1.2
<i>t</i> - $\text{CH}_3\text{CH}=\text{CHCH}_3$	1.7×10^3	0.3
	$5 \pm 1 \times 10^3$	1
$\text{CH}_2=\text{CHCH}_2\text{Cl}$	11	2×10^{-3}
$\text{CH}_2=\text{CHCH}_2\text{CN}$	4.3	1×10^{-3}

^aIonic strength maintained at 0.10 with NaClO_4 .

TABLE 38. Effect of alkene structure on the relative rate of methoxymercuration


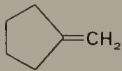
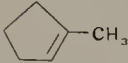

Alkene	k_{rel}^{489}	k_{rel}^{488}	k_{rel}^{490}
$\text{C}_2\text{H}_5\text{CH}=\text{CH}_2$	1.00	1.00	1.00
$n\text{-PrCH}=\text{CH}_2$	6.6		
$n\text{-BuCH}=\text{CH}_2$	4.8	4.13	
$\text{CH}_3(\text{CH}_2)_4\text{CH}=\text{CH}_2$		3.95	
$\text{CH}_3(\text{CH}_2)_5\text{CH}=\text{CH}_2$		3.95	7.4
$i\text{-PrCH}=\text{CH}_2$	2.5		
$t\text{-BuCH}=\text{CH}_2$	0.15	0.07	0.067
$s\text{-BuCH}=\text{CH}_2$		1.3	
$(\text{CH}_3)_2\text{C}=\text{CH}_2$		8.7	
$\text{C}_2\text{H}_5(\text{CH}_3)\text{C}=\text{CH}_2$		7.3	
$n\text{-Pr}(\text{CH}_3)\text{C}=\text{CH}_2$	48	5.9	
$i\text{-Pr}(\text{CH}_3)\text{C}=\text{CH}_2$		5.2	
$\text{neo-Pent}(\text{CH}_3)\text{C}=\text{CH}_2$		0.24	
$t\text{-Bu}(\text{CH}_3)\text{C}=\text{CH}_2$			0.54
$(t\text{-Bu})_2\text{C}=\text{CH}_2$			<0.001
$(\text{CH}_3)_2\text{C}=\text{CHCH}_3$		1.57	
$(\text{CH}_3)_2\text{C}=\text{CHC}_2\text{H}_5$	1.24	1.05	
$(\text{CH}_3)_2\text{C}=\text{CHPr-}i$		0.056	
$(\text{CH}_3)_2\text{C}=\text{CHBu-}t$	0.020	0.19	
$(\text{C}_2\text{H}_5)_2\text{C}=\text{CHCH}_3$		0.08	
$(\text{CH}_3)_2\text{C}=\text{C}(\text{CH}_3)_2$	0.061	0.007	
(c) $\text{C}_2\text{H}_5\text{CH}=\text{CHCH}_3$	0.56		
(t) $\text{C}_2\text{H}_5\text{CH}=\text{CHCH}_3$	0.17		
(c) $i\text{-PrCH}=\text{CHCH}_3$	0.090		
(t) $i\text{-PrCH}=\text{CHCH}_3$	0.026		
(c) $\text{C}_2\text{H}_5\text{CH}=\text{CHC}_2\text{H}_5$		0.25	0.58
(t) $\text{C}_2\text{H}_5\text{CH}=\text{CHC}_2\text{H}_5$		0.04	
(c) $n\text{-PrCH}=\text{CHPr-}n$		0.10	0.22
(t) $n\text{-PrCH}=\text{CHPr-}n$		0.015	
	0.78		
	59		
	1.86		
	0.002		
Norbornene	3.7		4.6

TABLE 38 (*continued*)

Alkene	k_{rel}^{489}	k_{rel}^{488}	k_{rel}^{490}
Bicyclo[2.2.2]octene	0.01		
$\text{C}_6\text{H}_5\text{CH}=\text{CH}_2$	0.28		
$\text{C}_6\text{H}_5(\text{CH}_3)\text{C}=\text{CH}_2$	1.18		
<i>cis</i> - $\text{C}_6\text{H}_5\text{CH}=\text{CHCH}_3$	<0.02		
<i>trans</i> - $\text{C}_6\text{H}_5\text{CH}=\text{CHCH}_3$	<0.02		
$\text{C}_6\text{H}_5\text{CH}_2\text{CH}=\text{CH}_2$	0.41		
<i>c</i> -PrCH=CH ₂			700
<i>c</i> -Pr(CH ₃)C=CH ₂			350
(<i>t</i>) CH ₃ CH=CHCH ₂ Cl		0.027	
CH ₂ =CHCH ₂ Cl		0.06	
(<i>t</i>) CH ₃ CH=CHCH ₂ OCH ₃		0.11	
CH ₂ =C(CH ₃)CH ₂ Cl		0.12	
CH ₂ =CHCH ₂ OCH ₃		0.46	
ClCH ₂ CH ₂ CH=CH ₂		0.47	
CH ₂ =C(CH ₃)CH ₂ OCH ₃		1.68	

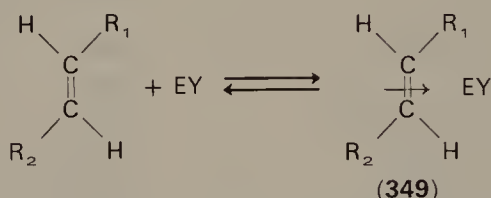
cyclic 'onium' ions. Yet the composition and stereochemistry of the product is unlike that found for acid-catalysed additions. The stereochemistry of the addition product depends greatly upon the structure of the alkene.

The mercuration of unhindered acyclic alkenes such as the 2-butenes⁴⁹¹, the stilbenes⁴⁹², and 1,2-dideuterioethylene⁴⁹³ has been shown to be *anti*. The configuration of the product obtained by mercuration of cycloalkenes depends upon the size of the ring as well as its geometry. The *anti* addition of mercury salts to cyclohexene is well documented^{494,495}. Recently, the stereochemistry of oxymercuration and methoxymercuration of eight stable unsubstituted cycloalkenes from C₄ to C₉ has been studied⁴⁹⁶. The six *cis* cycloalkenes were found to undergo *anti* addition while both *trans*-cyclooctene and *trans*-cyclononene reacted exclusively *syn*. Mercuration of strained bicyclic alkenes such as norbornene⁴⁹⁷ and bicyclo[2.1.1]hexene⁴⁹⁸ also occurs by *syn* addition.

It is clear that the effect of alkene structure upon the rate and stereochemistry of mercuration is different from that encountered in the addition of other electrophiles. Attempts to apply a mechanism analogous to that of bromination or arenesulphenyl chloride addition to explain the results of mercuration have not been successful. Thus, the effect of alkene structure is inconsistent with a symmetrical bridged structure in the rate-determining transition state. The regiospecificity of the reaction is also inconsistent with a symmetrical bridged structure in the product-determining

transition state. Yet, the addition reaction is often stereospecific and rearranged products are not usually formed.

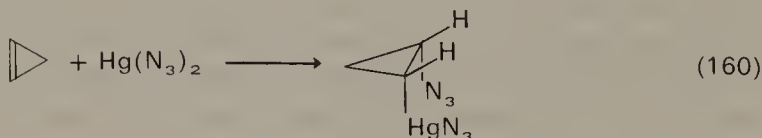
Traylor has recently proposed a mechanism which explains the experimental results⁴⁹⁹. The tendency of certain electrophiles to undergo *syn* addition is a result of their ability simultaneously to bind an alkene and another nucleophile. This occurs by a reversible formation of a molecular complex (349) whose structure is more like a π complex than an 'onium' ion. Such molecular complexes are known to form between alkenes and



transition metals⁵⁰⁰. The molecular complex 349 is susceptible to *anti* or *syn* attack depending upon the location of the nucleophile. With acyclic unhindered alkenes, attack by external nucleophile occurs on the opposite side resulting in *anti* addition. In other alkenes, certain geometrical restrictions may retard the rate of *anti* addition without affecting the *syn* attack of the nucleophile complexed with the mercury. This results in *syn* addition.

Traylor has identified two such geometrical restrictions. The first is the 'twist-strain' theory whereby a rigid alkene cannot accommodate an antiperiplanar transition state because of strong eclipsing interactions. A second restriction is a complete blockage of one side of the alkene which forces all reagents to approach from the opposite side. This is steric control of the direction of approach.

Examples of the first restriction are the mercuration of norbornene and bicyclo[2.1.1] hexene. Both are strained alkenes and form *syn* addition products. The 'twist-strain' theory predicts that only cyclopropene of all the *cis* cycloalkenes should undergo *syn* mercuration because the anti-periplanar transition state for normal addition is prohibited. This prediction has recently been confirmed by Hassner⁵⁰¹ who found that mercuric azide, generated *in situ* from mercuric acetate in tetrahydrofuran and water, adds to cyclopropene forming the *syn* addition product (equation 160).



The *syn* addition to both *trans*-cyclooctene and *trans*-cyclononene are examples of steric control. In these ring compounds, one side of the π -bond is completely shielded by the rest of the molecule and, hence, attack by a nucleophile from this direction is difficult. Consequently, additions can only be *syn* to such cycloalkenes. However, as the size of ring of the *trans*-cycloalkene becomes larger and larger, the carbon skeleton becomes less rigid, thereby eliminating ring strain and most of the steric effect. As a result, *trans* addition should once again become favoured with larger *trans* cycloalkenes. This prediction is supported by the observation that *trans*-cyclodecene forms both *syn* and *anti* addition products, while *trans*-cyclododecene forms exclusively the *anti* addition product. Table 39 summarizes the available data on the effect of alkene structure on product stereochemistry.

One of the details of the mechanism of mercuration which remains to be resolved is whether or not intermediates, such as the cyclic mercurinium ion (350) are involved. The cyclic mercurinium ion was proposed originally

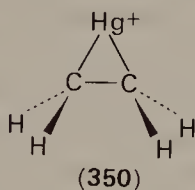
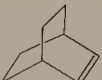
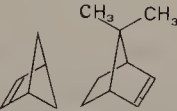


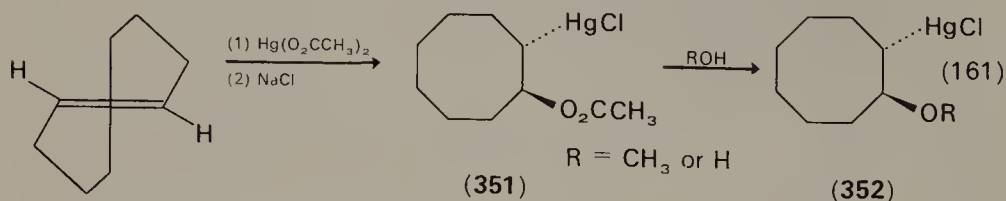
TABLE 39. Effect of alkene structure on the stereochemistry of mercuration

Type	Addition stereochemistry
Unhindered acyclic alkene	<i>anti</i>
Cyclopropene	<i>syn</i>
<i>cis</i> -C ₍₄₎ -C ₍₈₎ Cycloalkenes	<i>anti</i>
<i>trans</i> -Cyclooctene and <i>trans</i> -cyclononene	<i>syn</i>
<i>trans</i> -Cyclodecene	<i>syn</i> and <i>anti</i>
<i>trans</i> -Cyclododecene	<i>anti</i>
	<i>syn</i> and <i>anti</i>
	<i>syn</i> (<i>exo</i>)
2,3-Pentadiene	<i>syn</i> and <i>anti</i>

as an intermediate in the oxymercuration of alkenes in 1939⁵⁰². Spectral evidence has been presented for the existence of such ions in the gas phase⁵¹³ and in strong acid media⁵¹⁴. While there is little doubt that such ions are capable of existence, this does not mean that they must be on the reaction coordinate for the mercuration of alkenes. Evidence has been presented both for and against the involvement of mercurinium ions in the mechanism of mercuration.

The stereochemistry of the products of mercuration of norbornene⁵⁰⁵, 1,4,7,7-tetramethylnorbornene⁵⁰⁶, *syn*-7-bromonorbornene⁵⁰⁶ and 7,7-dimethylnorbornene⁵⁰⁷ have all been found to be exclusively *exo-syn*. Comparison of these results with those of the additions of benzenesulphenyl chloride which is known to involve a bridged product-determining transition state provides contrasting results. Thus the stereochemistry of the product of addition of benzenesulphenyl chloride changes from *exo-anti* for norbornene to *endo-anti* for 7,7-dimethylnorbornene. These results indicate that the steric hindrance of the *syn*-7-methyl group changes the direction of attack of the electrophile from *exo* for norbornene to *endo* for 7,7-dimethylnorbornene. Since mercuration does not display this behaviour, Brown⁵¹⁷ has discarded the symmetrical mercurinium ion and prefers a mercury-substituted carbonium ion which reacts rapidly with solvent from whichever direction is the least hindered. Such an ion is believed to have most of its charge on the mercury moiety which accounts for the Markownikoff orientation and the lack of rearrangement usually associated with carbonium ions.

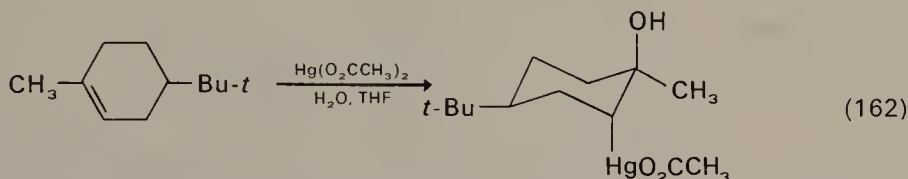
Reutov⁵⁰⁸ has prepared the optically active acetoxy adduct **351** by the *syn* addition of mercuric acetate to optically active *trans*-cyclooctene (equation 161). Upon exposure to methanol or aqueous acetone, **351** is converted to **352** which retains some of its optical activity. This result seems to exclude a symmetrical mercurinium ion as a simple intermediate in the transformation of **351** to **352**.



Whitman⁵⁰⁹ has studied the oxymercuration of 4-*t*-butylcyclohexene and 1-methyl-4-*t*-butylcyclohexene under neutral and acidic conditions, and has concluded that mercurinium ions are not kinetically important intermediates. This conclusion is based on his failure to trap a mercurinium

ion by solvent in the methanolysis of *trans*-2-hydroxycyclohexylmercuric acetate.

While Whitman⁵⁰⁹ and Pasto⁴⁶⁸ have both studied the addition of mercuric salts to substituted cyclohexenes, they differ in their interpretation of the results. Both report that oxymercuration of 4-*t*-butylcyclohexene and 1-methyl-4-*t*-butylcyclohexene forms exclusively *trans*-1,4-diaxial products (equation 162). This behaviour is identical to that

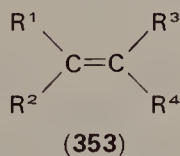


found in bromination and methoxybromination of the same two alkenes, both of which proceed via cyclic bromonium ions. In contrast, hydrobromination of cyclohexene, which is known to occur by an $\text{A}_{\text{D}}\text{E}3$ mechanism, produced a mixture of axial and equatorial bromides. Consequently, Pasto concludes that the oxymercuration of substituted cyclohexenes proceeds via mercurinium ions which are formed in fast, reversible pre-rate-determining equilibria.

Pritzkow⁴⁸⁸ has analysed the effect of alkene structure on the rates of methoxymercuration in terms of a multi-parameter Taft equation (equation 163), where σ_1^* , σ_2^* , σ_3^* and σ_4^* are the Taft polar substituent

$$\log k = \log k_0 + \rho_1^*(\sigma_1^* + \sigma_2^*) + \delta_1(E_s^1 + E_s^2) + \rho_2^*(\sigma_3^* + \sigma_4^*) + \delta_2(E_s^3 + E_s^4) \quad (163)$$

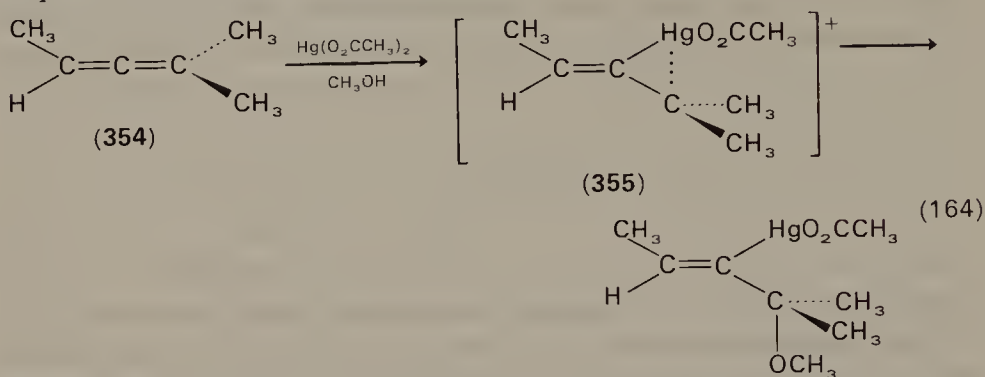
constants and E_s^1 , E_s^2 , E_s^3 and E_s^4 are the steric substituent constants for the four groups attached to the carbon-carbon double bond of **353**. Values of -0.31 ± 0.44 and -1.44 ± 0.30 were obtained for ρ_1^* and ρ_2^*



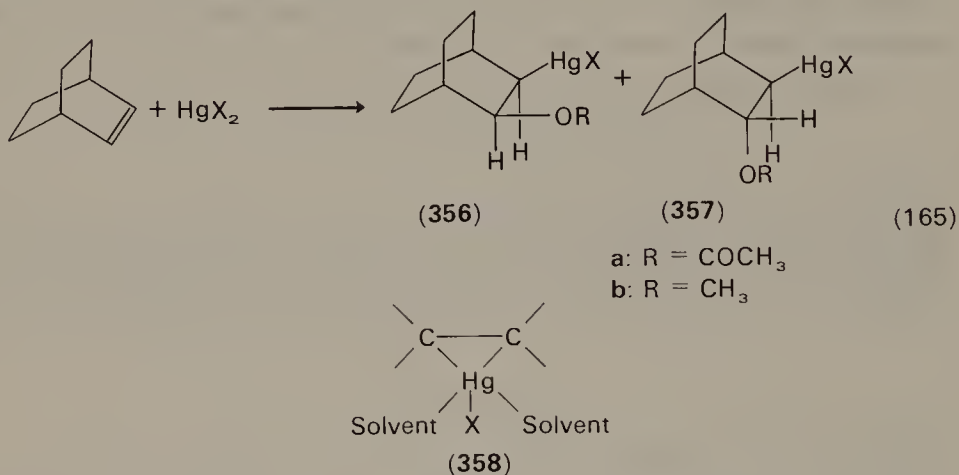
respectively. Since the values of ρ_1^* and ρ_2^* are substantially different, it is concluded that the rate-determining transition state for addition cannot be symmetrical and consequently a dissymmetric, bridged-mercurinium-like transition state is favoured.

Caserio⁵¹⁰ has studied the addition of mercuric salts to optically active 2,3-pentadiene (**354**) while Bach⁵¹¹ has studied their addition to 1,2-cyclononadiene. A mechanism involving a dissymmetric mercurinium

ion **355** has been proposed to account for the stereoselective *anti* addition (equation 164). However Bach⁵¹¹ has observed that the stereospecificity of the reaction, and hence the importance of dissymmetric intermediates, is dependent upon the mercuric salt used.



The influence of different solvents on the stereochemistry of the mercuriation of bicyclo[2.2.2]octene has been studied by Bach⁵¹² (equation 165). Selected results are given in Table 40. These data are explained by Bach in terms of a solvated mercurinium ion (**358**). The stereochemistry of the product can change depending upon the solvent shell around the ion and the



ligand on the mercury atom. Thus, reaction of bicyclo[2.2.2]octene with mercuric acetate in acetic acid forms both *cis* and *trans* adducts **356a** and **357a**. This result is consistent with collapse of an acetate ligand on mercury forming **356a**, while attack by acetic acid solvent forms the *trans* adduct **357a**. Addition of mercuric nitrate in methanol forms a mixture of the *cis* and *trans* adducts **356b** and **357b**. Changing the solvent to methylene chloride with 1 equivalent of methanol added as nucleophile results in the exclusive formation of the *cis* adduct **356b**. Doubling the

TABLE 40. Effect of solvent on the mercuration of bicyclo[2.2.2]octene

Mercuric salt 0.33 M	Nucleophile concentration	Solvent	356a (%)	357a (%)	356b (%)	357b (%)
$\text{Hg}(\text{O}_2\text{CCH}_3)_2$		HOAc	64	36		
$\text{Hg}(\text{O}_2\text{CCH}_3)_2$		CH_3OH	7	3	13	77
$\text{Hg}(\text{NO}_3)_2$		CH_3OH			19	81
$\text{Hg}(\text{NO}_3)_2$	$\text{CH}_3\text{OH}(0.33 \text{ M})$	CH_2Cl_2			>99	—
$\text{Hg}(\text{NO}_3)_2$	$\text{CH}_3\text{OH}(0.66 \text{ M})$	CH_2Cl_2			79	21
$\text{Hg}(\text{NO}_3)_2$	$\text{CH}_3\text{OH}(0.66 \text{ M})$	Dioxane			—	>99
$\text{Hg}(\text{O}_2\text{CCH}_3)_2$		CH_2Cl_2	98	2	—	—
$\text{Hg}(\text{O}_2\text{CCH}_3)_2$	$\text{CH}_3\text{OH}(0.33 \text{ M})$	CH_2Cl_2	79	4	3	14

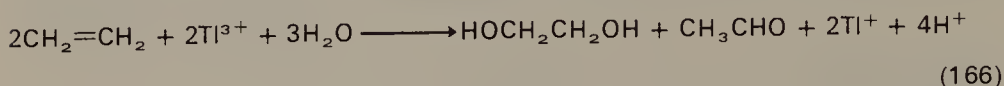
quantity of methanol added results in formation of the *trans* adduct **357b** as well as **356b**. Using dioxane as solvent with 2 equivalents of methanol added, the *trans* adduct **357b** is formed exclusively. These data strongly suggest that the mercurinium ion intermediate [**358**] involved in these reactions is solvated by methanol in methylene chloride solvent. Thus, when methanol is present in limiting quantity, collapse of the solvated mercurinium ion from the front side results in exclusive *cis* addition. However, with the donor solvent dioxane, methanol is displaced from the primary solvent shell surrounding the mercurinium ion and exclusive *trans* attack by free methanol in solution on [**358**] prevails⁵¹².

The mechanism proposed by Bach is very similar to that of Traylor. The major difference is the description of the intermediate: Traylor favours a molecular complex while Bach favours a solvated mercurinium ion. Brown on the other hand prefers a mercury-substituted carbonium ion structure for the intermediate. While the electronic structure of the intermediate is still the subject of debate, there is little doubt that the mechanism of mercuration involves at least two steps. The first is the formation of the intermediate and the second involves its decomposition to products. However, it is not clear which of these steps is rate determining or even if the mechanism is $\text{Ad}_{\text{E}}2$ or $\text{Ad}_{\text{E}}3$. Clearly, more data are needed to resolve these questions.

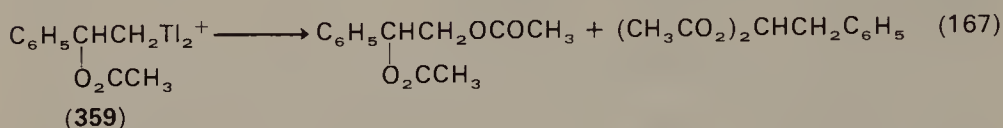
B. Thallation

The products of the addition of thallium(III) salts to alkenes depend upon the salt used and the reaction conditions. Acidic aqueous solutions of thallium(III) sulphate or chloride react with alkenes to form glycols

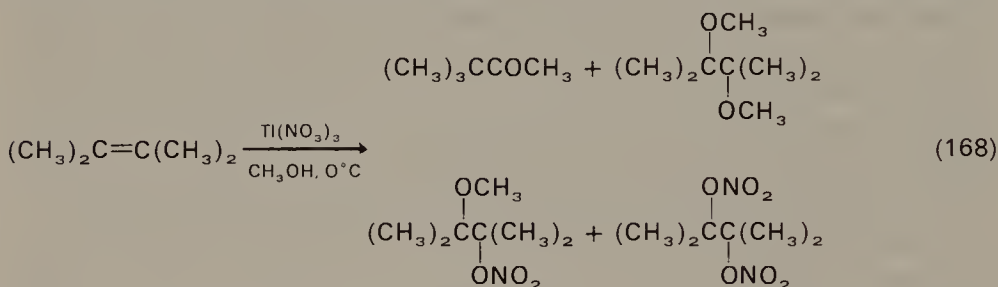
and aldehydes or ketones (equation 166). In acetic acid thallium(III) acetate reacts to form 1,1- and 1,2-diacetate products (equation 167)⁵¹³. Products of skeleton rearrangement are often observed⁵¹⁴. In acetic acid



the products are formed from the β -acetoxyalkyl thallium adduct (359) which can be isolated in some cases from the reaction mixture (equation 167)^{515,516}.



The reaction of thallium(III) nitrate in methanol forms methoxy-nitrates and dinitrates as well as the usual carbonyl compounds and dimethyl glycol ethers (equation 168)⁵¹⁷. The superiority of thallium(III)



nitrate in methanol to other thallium reagents in the synthesis of carbonyl compounds has been discussed by Taylor⁵¹⁸ and McKillop⁵¹⁹.

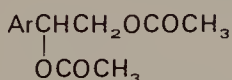
Henry has investigated the kinetics of the reaction of thallium(III) with ethylene in aqueous sulphuric, nitric and perchloric acids as well as in mixtures of sodium perchlorate-perchloric acid. The reaction is second order overall: first order in ethylene and in thallium(III) salt⁵²⁰. The stoichiometry and the initially-formed products are given in equation (166). The rates and products of thallation of ethylene, propylene and all four butenes were also determined in both acetic and perchloric acid^{521,522}. The data are given in Table 41. The effect of alkene structure on the rate establishes the electrophilic nature of the reaction since replacing a hydrogen on ethylene by a methyl group increases the rate.

In acetic acid, thallium(III) exists as an equilibrium mixture of Ti^{3+} , $\text{Ti}(\text{OAc})^{2+}$, $\text{Ti}(\text{OAc})_2^+$, $\text{Ti}(\text{OAc})_3$ and $\text{Ti}(\text{OAc})_4^-$. By measuring the pH and the rates of thallation at various free acetate ion concentrations,

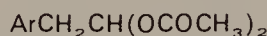
Henry⁵²² has concluded that $\text{Tl}(\text{OAc})_2^+$ is the electrophile in acetic acid over a wide range of acetate concentrations. At very low acetate concentrations reaction by Tl^{3+} and $\text{Tl}(\text{OAc})_2^+$ is probably important but $\text{Tl}(\text{OAc})_3$ and $\text{Tl}(\text{OAc})_4^-$ are relatively unreactive.

From the data in Table 41, it is clear that the effect of alkene structure on the rate and product composition is very similar in both perchloric and acetic acids. Hence Tl^{3+} and $\text{Tl}(\text{OAc})_2^+$ are similar in their reactivity towards alkenes despite their differences in charge which suggests that in aqueous solutions, strongly solvated Tl^{3+} is the electrophile.

The products and rates of thallation by thallium(III) acetate in acetic acid of six ring substituted styrenes have been determined by Ouellette and coworkers⁵²³. Two products **360** and **361** are formed with the latter predominating with electron-donating substituents in the phenyl ring. The rate is overall second order, first order in each reactant. A correlation of $\log k_2$ versus σ^+ gives a value of -2.2 (at 50°C) for ρ^+ .

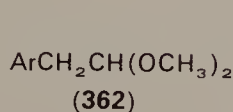


(360)

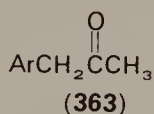


(361)

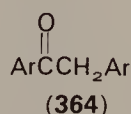
A similar study of the products and kinetics of the thallation by thallium(III) nitrate in methanol of a series of phenylethylenes has been carried out by Fliszar and coworkers⁵²⁴. Again overall second order kinetics were observed. For thallation of ring-substituted styrenes and α -methylstyrenes, correlations of $\log k_2$ versus σ were superior to σ^+ . A value of -4.2 for ρ was obtained for both series of compounds. Compounds **362**, **363** and **364** are the major products of thallation of styrenes, α -methylstyrenes and 1,1-diphenylethylene respectively.



(362)



(363)



(364)

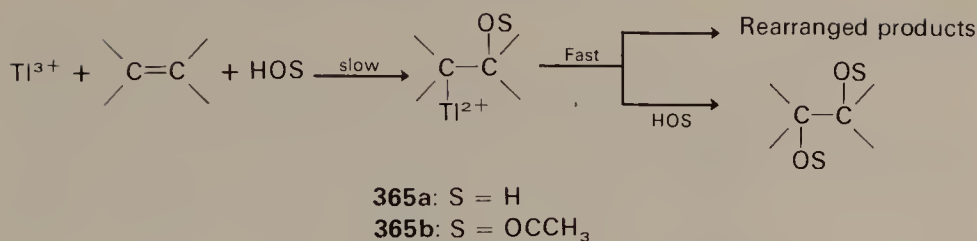
The product and kinetic data can be explained by the general mechanism illustrated in Scheme 10. The slow step is formation of the organothallium intermediate **365** which can form products either by phenyl, alkyl, or hydride ion migration or by solvolytic decomposition.

Evidence in support of this mechanism has been provided by Halpern and coworkers, who have studied the rate of thallation of a series of alkenols with thallium(III) perchlorate in aqueous perchloric acid⁵²⁵.

TABLE 41. Rates and product composition of the reaction of Tl^{3+} and $Tl(OAc)_2^+$ with a series of alkenes

Alkene	k_{rel}		Carbonyl product	Carbonyl product (%)		Glycol product (%)	
	$Tl^{3+ \ a}$	$Tl(OAc)_2^+ \ b$		$Tl^{3+ \ a}$	$Tl(OAc)_2^+ \ b$	$Tl^{3+ \ a}$	$Tl(OAc)_2^+ \ b$
$CH_2=CH_2$	1.0	1.0	CH_3CHO	45	45	55	55
$CH_3CH=CH_2$	167	152	CH_3COCH_3	75-85	81	15-25	17
$C_2H_5CH=CH_2$	162	157	$C_2H_5COCH_3$	45-55	75	15-25	16
(c) $CH_3CH=CHCH_3$	58	60	$C_2H_5COCH_3$	65-80	85-90	<0.5	—
(t) $CH_3CH=CHCH_3$	13.6	35	$C_2H_5COCH_3$	65-80	85-90	<0.5	—
$(CH_3)_2C=CH_2$	2×10^5	2.3×10^5	$(CH_3)_2CHCHO$	35-45	37	55-65	52

^a In aqueous perchloric acid.^b In aqueous acetic acid.



SCHEME 10.

The rates which are overall second order, were followed by measuring the increase in the intensity of the band at 212 nm which is due to the thallium(I) product. In three cases the spectral features of the reactions were found to be different. This difference could be explained by the formation and decay of an intermediate which is believed to be the organothallium intermediate **365a**.

The effect of the alkene structure on the rates of thallation and mercuration are given in Table 42. While the rate of mercuration is much faster, the effect of the alkenol structure on the rate of both reactions is very similar. In fact a correlation of $\log k_2$ (for either reaction) versus σ^* gives nearly the same value of ρ^* (~ -3.2). Therefore it is concluded that the step whose rate is being measured is similar in both thallation and mercuration. For mercuration this step is formation of the stable β -hydroxyalkyl mercury compound. By analogy, for thallation it should be formation of the β -hydroxyalkyl thallium intermediate **365a**. The thallation and mercuration of a series of cycloalkenes, 1-methylcycloalkenes and methylenecycloalkanes again show similarities in their rates providing additional support for the general mechanism in Scheme 10⁵³⁶. Such similarities between mercuration and thallation are not surprising since thallium(III) is isoelectronic with mercury(II) and lead(IV), both of which are known to react with carbon-carbon double bonds.

The mechanism in Scheme 10 differs from the one originally proposed by Henry⁵²⁰ in that one intermediate, the precursor of the organothallium adduct **365**, is missing. Structures such as a charge-transfer complex⁵²⁰ or a cyclic thallanium cation⁵²⁷ have been proposed for this intermediate. While such an additional intermediate is not ruled out by the data, there is no specific evidence in favour of it. Furthermore so little is known about the stereochemistry of the organothallium adduct **365** that there is no justification even for speculating about the electronic structure of the transition state or of the intermediate preceding it.

The instability of the organothallium adducts **365** is the reason why so little stereochemical data are available. The thallation of both norbornadiene and norbornene by thallium(III) acetate in HCCl₃ results in products

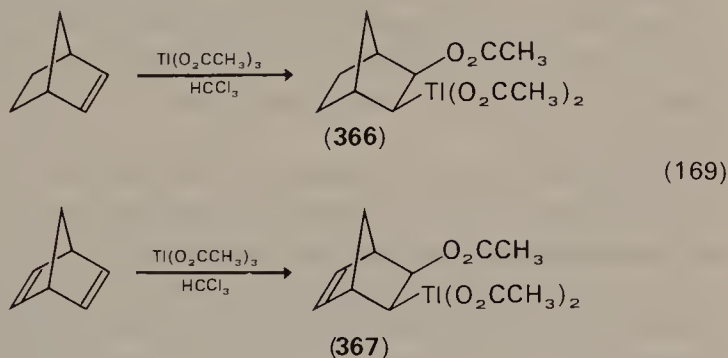
TABLE 42. Comparison of the rates of mercuration and thallation of a series of alkenes and alkenols at 25 °C

Alkenol	Thallation ^a		Mercuration ^b		$(k_{\text{Tb}}/k_{\text{Hg}}) \times 10^3$
	$k(\text{l mol}^{-1} \text{s}^{-1})$	Reference	$k(\text{l mol}^{-1} \text{s}^{-1})$	Reference	
$\text{HOCH}_2\text{CH}=\text{CH}_2$	1.21 ± 0.03	525	11.2×10^2	526	1.1
$\text{HOCH}_2\text{CH}_2\text{CH}=\text{CH}_2$	15.0 ± 0.5	525	8.4×10^3	526	1.7
$\text{CH}_3\text{CHOHCH}_2\text{CH}=\text{CH}_2$	12.2 ± 0.6	525	6.1×10^3	526	2.0
$\text{CH}_2=\text{CH}_2$	0.45 ^c	521	5.1×10^3	526	0.1
$\text{CH}_3\text{CH}=\text{CH}_2$	0.65	521	1×10^5	526	0.7
$\text{CH}_3\text{CH}_2\text{CH}=\text{CH}_2$	63	521	8×10^4	526	0.8

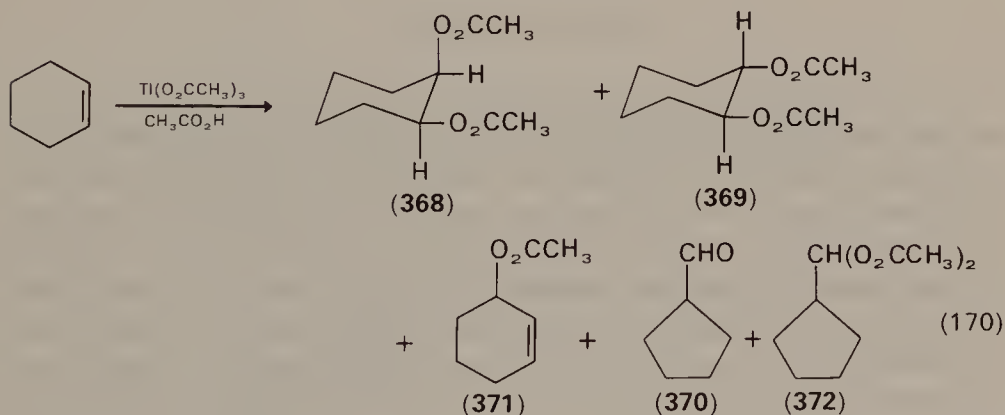
^a 0.1 M-HClO₄ at 25 °C.^b 0.01 M-HClO₄ at 25 °C.^c 0.25 M-HClO₄ at 25 °C.

formed by preferential *syn* addition⁵²⁸⁻⁵³⁰ (equation 169). Reacting **366** or **367** with acetic acid or carrying out the thallation reaction in acetic acid results in the formation of rearranged diacetate products.

The reaction of optically active 1,2-cyclononadiene with one equivalent of thallium(III) acetate in acetic acid forms an optically active organo-thallium adduct by *anti* addition⁵³².



Because the organothallium intermediate **365** can react further by a number of pathways, the final product composition and its stereochemistry is often complex. For example the reaction of thallium(III) acetate in acetic acid with cyclohexene forms compounds **368-372** as products (equation 170)⁵¹⁴. In anhydrous acetic acid **368**, **369** and **370**



are the major products. In acetic acid containing up to 1 mol water, β -hydroxyacetates are also isolated. In anhydrous acetic acid, **369** is formed preferentially (up to 88% of the diacetates **368** and **369**) while **368** is favoured (up to 80% of the diacetates **368** and **369**) in aqueous acetic acid. Similarly *cis*-1,2-cyclohexanediol is formed preferentially in the reaction of cyclohexene with thallium(III) sulphate in aqueous sulphuric acid.

Several examples of products formed by *anti* stereospecific additions have been reported. The reaction of 4-*t*-butylcyclohexene with thallium(III) sulphate in aqueous sulphuric acid is reported to form the *trans*-1,2-diol⁵²⁷. *Cis*- and *trans*-stilbene react with thallium(III) nitrate in methanol at room temperature to form four products: diphenylethanal dimethyl acetal; 1,2-dimethoxy-1,2-diphenylethane (373); 1,2-diphenyl-2-methoxy-1-ethyl-nitrate (374), and 1,2-diphenyl-1,2-ethanediol dinitrate (375). *Meso*-373, *erythro*-374, and *meso*-375, are formed from *trans*-stilbene while *dl*-373, *threo*-374, and *dl*-375 are formed from *cis*-stilbene as expected from *anti* addition⁵¹⁷.

The experimental data obtained so far provide us with only a limited understanding of the mechanism of this reaction. The rate-determining step has been identified and the formation of rearranged products suggests that the transition state leading to these products must have considerable carbonium ion character. However no evidence is available to assist in deducing the structure of the rate-determining transition state. Also we do not know if another intermediate exists prior to the formation of the organothallium intermediate. Clearly more work needs to be done to obtain this information.

VIII. SUMMARY

From the data presented in the preceding sections, it is clear that experimental verification is lacking for all the mechanisms proposed at the beginning of this review. Despite many examples of electrophilic additions to alkenes, reaction mechanisms have been firmly established for relatively few electrophiles. Those reactions for which sufficient data are available to reach some conclusions regarding their mechanisms are summarized in Table 43. From these data, it is clear that mechanisms involving cationic intermediates are more numerous than those involving a single step. However the electronic structures of these intermediates, and the transition states leading to and from them, have not been firmly established in most cases. The major difficulty in obtaining this information is the lack of both kinetic and product data for many reactions. Studies are often carried out either on the rates or product composition of addition of a particular electrophile to an alkene but unfortunately only rarely are both determined under comparable conditions. As a result, bridged transition states and/or intermediates are invoked far too frequently without adequate experimental data.

TABLE 43. Summary of mechanistic class and intermediate structure for the addition of a number of electrophiles to several types of alkenes^a

Electrophile	Alkyl substituted ethylene	Aryl substituted ethylene	Cyclic	Bicyclic	Dienes	Allenes
HX	o 3	o u	o 2 ^b	o u	o 2 and 3	o 2 and 3
H ₂ O	o 3	o 3	o u	o u	o u	o u
F ₂	c or o u	c or o u	u	u	u	u
Cl ₂	b 2	o ^c 2	b u	o u	u	o u
Br ₂	b 2 ^{d,e}	b ^c 2 ^{d,e}	b 2	b and o u	b u	b u
I ₂	b e	u	u	u	u	u

TABLE 43 (continued)

Electrophile	Alkyl substituted ethylene	Aryl substituted ethylene	Cyclic	Bicyclic	Dienes	Allenes
BrCl	b 2 or 3	u	u	u	u	u
ICl	b 2 or 3 ^e	u	u	u	u	u
IBr	b 2 or 3	u	u	u	u	u
RCO ₃ H	b 2	b 2	b 2	b 2	b u	b u
ArSCl	b 2	b 2 ^c	b 2	b 2	b 2	b 2
ArSeCl	b 2	b 2	u	u	b 2	u
RSeCl ₃	b e	u e	u	u	u	u

^a o = open structure; b = bridged structure; u = lack of data; c = concerted mechanism; 2 = Ad_E2 mechanism; 3 = Ad_E3 mechanism.

^b Under certain conditions, concerted termolecular mechanism. See Section II.A.

^c Bridged ion with electron-withdrawing substituents; open ion with electron-donating substituents.

^d Termolecular under certain conditions.

^e Kinetically complex.

TABLE 44. Summary of ρ and ρ^+ values for electrophilic additions to series of ring-substituted styrenes and their side chain alkyl-substituted derivatives

Electrophile	C ₆ H ₅ CH=CH ₂			Parent alkenes c-C ₆ H ₅ CH=CHCH ₃			t-C ₆ H ₅ CH=CHCH ₃			Other systems		
	ρ	ρ ⁺	Solvent ^a	ρ	ρ ⁺	Solvent ^a	ρ	ρ ⁺	Solvent ^a	ρ ⁺	Solvent ^a	Alkene
H ₃ O ⁺		-3.42 -3.58 -4.00	H ₂ O-HClO ₄ H ₂ O-HClO ₄ H ₂ O-H ₂ SO ₄							-3.21	H ₂ O-H ₂ SO ₄	C ₆ H ₅ C(CH ₃)=CH ₂
HCl												
Cl ₂		-3.22	HOAc							-4.20 -2.98 -4.46 -3.90 -4.46 -3.59	HOAc HOAc HOAc HOAc HOAc HOAc	C ₆ H ₅ CH=C=CH ₂ t-C ₆ H ₅ CH=CHCH=CH ₂ t-C ₆ H ₅ CH=CHCO ₂ H t-C ₆ H ₅ CH=CHCO ₂ H t-C ₆ H ₅ CH=CHCO ₂ CH ₃ t-C ₆ H ₅ CH=CHCOC ₆ H ₅
Br ₂	-4.87 k ₂ -4.38 k ₃ -4.20 k ₈ -3.69 -2.41		HOAc HOAc HOAc HOAc HOAc									
ISCN		-2.59										
2,4-(NO ₂) ₂ C ₆ H ₃ SCl				-2.3 -2.99	-1.80 -1.97	HOAc TCE	-2.64 -3.98 -2.41	-1.90 -2.89 -2.41	HOAc TCE TCE			
4-ClC ₆ H ₄ SCl		-2.23	DCM	-2.91	-1.97	DCM	-3.13	-2.19	DCM			
C ₆ H ₅ SeCl	-3.20											
Hg(OAc) ₂	-2.25	-1.59	HOAc									

^aDCM = dichloromethane; TCE = 1,1,2,2-tetrachloroethane; HOAc = acetic acid.

Furthermore, general mechanistic conclusions are too often drawn from the data of a reaction of an electrophile with alkenes of only one structural type or from a limited number of compounds. Conclusions based upon such data are often unwarranted. The reactions of chlorine and bromine with alkenes are particularly good examples of this. The structure of the intermediate can be either open or bridged depending upon the alkene structure. Even the mechanism of the addition of arenesulphenyl chlorides which usually involves a bridged ion can be changed by appropriate changes in the structure of the alkene and the sulphenyl halide. Thus important information can be gained by studying the rates and product composition of addition to a wide variety of alkene structural types.

The effect of solvents on the rates and products of electrophilic addition reactions has not been systematically studied. The limited data suggest that certain solvents may play a specific role in the rate-determining transition state. In certain cases, the evidence is consistent with the solvent assisting in the breaking of the bond of the electrophile. Some of the mechanisms in Table 43 which are classified as $\text{Ad}_{\text{E}}2$ may be in fact termolecular. The third molecule in the rate-determining transition state could be a solvent molecule.

Hammett correlations have been made for the addition of a number of electrophiles to ring-substituted styrenes and their derivatives. The values of ρ or ρ^+ from these correlations are collected in Table 44. Attempts have been made to relate the amount of bridging in the rate determining transition state with the value of ρ or ρ^+ . Such relationships are based upon the observation that $\rho^{(+)}$ for hydration is approximately -4 while ρ for the addition of arenesulphenylchloride is only about -2 . Hence it is predicted that the more negative the value of ρ the more open-ion-like is the structure of the rate-determining transition state. While there seems to be such a trend, there is one important exception. Thus the ρ values for the addition of bromine, chlorine and 2,4-dinitrobenzenesulphenyl chloride to ring-substituted styrenes are -4.87 , -3.22 , and -2.41 respectively. Based upon these values of ρ , one would predict the following order of increasing bridging in the rate-determining transition state: $\text{Br}_2 < \text{Cl}_2 < \text{ArSCl}$. Such an order is contrary to that deduced from other experimental data. Since the mechanisms of the additions of bromine, chlorine and arenesulphenyl chloride are among the best understood, this inconsistency indicates that a well defined interpretation of the magnitude of ρ and ρ^+ does not yet exist.

Taft correlations appear to hold only with truncated series and thus

are of limited use mechanistically. Use of six parameter Taft equations and the establishment of E_s^* values based upon the addition of disiamylborane to alkenes have yet to be proved superior to the original Taft equation⁵³¹. Limited success has been achieved using the truncated set of alkenes comprised of ethylene and its six methyl-substituted derivatives. When $\delta = 0$, linear plots are obtained for chlorine, bromine, peroxy acids, and 4-chlorobenzenesulphenyl chloride, chromic acid, chromyl chloride, and triplet oxygen, sulphur, selenium and bromine. Linear plots are usually obtained where a bridged intermediate is postulated in the rate-determining step. It is interesting to note that as the electrophile is capable of bearing more charge in the rate-determining transition state the value of ρ^* becomes more positive. Thus the value of $|\rho^*|$ decreases in the following order $\text{Cl}_2 > \text{Br}_2(\text{MeOH}) > \text{peroxy acid} > \text{CrO}_2\text{Cl}_2 > \text{Br}(4^3\text{P}) > \text{H}_2\text{CrO}_4 > \text{Br}_2(\text{F}_2\text{ClCCFCl}_2) > \text{Se}(4^3\text{P}) > \text{S}(3^3\text{P}) > \text{O}(2^3\text{P}) > \text{RSCl}$ as shown in Table 45. The absence of a linear correlation suggests either an open-ion intermediate or steric interactions, i.e. $\delta > 0$, between the alkene and the electrophile.

The one conclusion that can be drawn from the data in this review is that the area of electrophilic addition reactions to carbon-carbon double bonds is still a fertile one for research.

TABLE 45. Summary of Taft correlations of the reaction of several electrophiles with methyl-substituted ethylenes

Electrophile	$\rho^*(\delta = 0)$	Reference
$\text{H}_2\text{O}/\text{H}^\oplus$	No correlation	538, 539
Cl_2	-9.5	114
Br_2	-7.0	148, 537
	-4.4	540
RCO_3H	-5.8	349
RSCl	-2.4	383
RSeCl	No correlation	285
Hg^{2+}	No correlation	484, 488
Tl^{3+}	No correlation	521
H_2CrO_4	-4.5	338
CrO_2Cl_2	-5.6	533, 534
$\text{O}(2^3\text{P})$	-3.2	536
$\text{S}(3^3\text{P})$	-3.5	536
$\text{Se}(4^3\text{P})$	-3.8	535, 536
$\text{Br}^a(4^3\text{P})$	-5.0	536

^a Atomic bromine.

IX ACKNOWLEDGEMENTS

Our thanks to Professors A. J. Kresge, T. T. Tidwell and K. Yates for valuable discussions and suggestions, and to the National Research Council of Canada and the University of Toronto for pre-doctoral scholarships to DGG. Continued financial support from the National Research Council of Canada to GHS in the form of annual operating grants aided in the preparation of this review and are gratefully acknowledged. We are also indebted to Miss Claudette Garipey and Mrs. Gina Martin for their care and patience in preparing this manuscript and to Miss Coleen Dean for technical assistance.

X. REFERENCES

1. A. Hassner, *J. Org. Chem.*, **33**, 2684 (1968).
2. C.K. Ingold, *Structure and Mechanism in Organic Chemistry*, 2nd ed., Cornell University Press, Ithaca, N.Y., 1969.
3. W. Markownikoff, *Ann. Chem.*, **153**, 256 (1870).
4. R. W. Taft, Jr., *Steric Effects in Chemistry* (Ed. M. S. Newman), Wiley, New York, 1956, p. 556.
5. *J. Org. Chem.*, **35**, 2849 (1970).
6. P. B. D. de la Mare and R. Bolton, *Electrophilic Addition to Unsaturated Systems*, Elsevier, New York, 1966.
7. R. C. Fahey in *Topics in Stereochemistry*, Vol. 3 (Ed. E. L. Eliel and N. L. Allinger), Interscience, New York, 1968, p. 237.
8. R. Bolton in *Comprehensive Chemical Kinetics*, Vol. 9 (Ed. C. H. Bamford and C. F. H. Tipper), Elsevier, London, 1973, p. 1.
- 8a. A. L. Henne and E. P. Plueddeman, *J. Amer. Chem. Soc.*, **65**, 1271 (1943).
9. E. J. Stamburger, *Rec. Trav. Chim.*, **85**, 167 (1904).
10. R. C. Fahey and C. A. McPherson, *J. Amer. Chem. Soc.*, **91**, 3865 (1969).
11. D. J. Pasto, G. R. Meyer, and B. Lepeska, *J. Amer. Chem. Soc.*, **96**, 1858 (1974).
12. F. R. Mayo and J. J. Katz, *J. Amer. Chem. Soc.*, **69**, 1339 (1947).
13. F. R. Mayo and M. G. Savoy, *J. Amer. Chem. Soc.*, **69**, 1348 (1947).
14. Y. Pocker, K. D. Stevens, and J. J. Chempoux, *J. Amer. Chem. Soc.*, **91**, 4199 (1969).
15. Y. Pocker and K. D. Stevens, *J. Amer. Chem. Soc.*, **91**, 4205 (1969).
16. Y. Pocker and R. F. Buchholz, *J. Amer. Chem. Soc.*, **92**, 4033 (1970).
17. R. C. Fahey and M. W. Monahan, *J. Amer. Chem. Soc.*, **92**, 2816 (1970).
18. R. C. Fahey and C. A. McPherson, *J. Amer. Chem. Soc.*, **93**, 2445 (1971).
19. R. C. Fahey, C. A. McPherson, and R. A. Smith, *J. Amer. Chem. Soc.*, **96**, 4535 (1974).
20. G. S. Hammond and T. D. Nevitt, *J. Amer. Chem. Soc.*, **76**, 4121 (1954).
21. G. S. Hammond and C. H. Collins, *J. Amer. Chem. Soc.*, **82**, 4323 (1960).

22. W. R. Vaughan, R. Caple, J. Csapilla, and P. Scheiner, *J. Amer. Chem. Soc.*, **87**, 2204 (1965).
23. C. Armstrong, J. A. Blair, and J. Homer, *Chem. Commun.*, 103 (1969).
24. R. C. Fahey and H.-J. Schneider, *J. Amer. Chem. Soc.*, **92**, 6885 (1970).
25. W. R. Vaughan and R. Caple, *J. Amer. Chem. Soc.*, **86**, 4928 (1964).
26. R. Caple and W. R. Vaughan, *Tetrahedron Lett.*, 4067 (1966).
27. R. E. Lutz and F. N. Wilder, *J. Amer. Chem. Soc.*, **56**, 1193 (1934).
28. M. J. S. Dewar and R. C. Fahey, *J. Amer. Chem. Soc.*, **85**, 2248 (1963).
29. M. J. S. Dewar and R. C. Fahey, *J. Amer. Chem. Soc.*, **85**, 2245 (1963).
30. M. J. S. Dewar and R. C. Fahey, *J. Amer. Chem. Soc.*, **85**, 3645 (1963).
31. K. Izawa, T. Okuyama, T. Sakagami, and T. Fueno, *J. Amer. Chem. Soc.*, **95**, 6752 (1973).
32. Y. Okamoto and H. C. Brown, *J. Amer. Chem. Soc.*, **80**, 4979 (1958).
33. V. Buss, R. Gleiter, and P. v. R. Schleyer, *J. Amer. Chem. Soc.*, **93**, 3927 (1971).
34. Y. Pocker and M. J. Hill, *J. Amer. Chem. Soc.*, **93**, 691 (1971).
35. T. L. Jacobs and R. N. Johnson, *J. Amer. Chem. Soc.*, **82**, 6397 (1970).
36. D. R. Taylor, *Chem. Revs.*, **67**, 317 (1967).
37. T. Okuyama, K. Izawa, and T. Fueno, *J. Amer. Chem. Soc.*, **95**, 6749 (1973).
38. G. B. Kistiakowsky, J. R. Ruboff, H. A. Smith, and W. E. Vaughan, *J. Amer. Chem. Soc.*, **58**, 146 (1936).
39. J. K. Still and R. D. Hughes, *J. Org. Chem.*, **36**, 340 (1971).
40. H. C. Brown and K.-T. Liu, *J. Amer. Chem. Soc.*, **89**, 467 (1967).
41. S. J. Cristol and J. M. Sullivan, *J. Amer. Chem. Soc.*, **93**, 1967 (1971).
42. T. C. Morrell and B. E. Greenwald, *J. Org. Chem.*, **36**, 2769 (1971).
43. R. Caple, H. W. Tan, and F. M. Hsu, *J. Org. Chem.*, **33**, 1542 (1968).
44. H. C. Brown and K.-T. Liu, *J. Amer. Chem. Soc.*, **89**, 3900 (1967).
45. H. C. Brown and J. H. Kawakami, *J. Amer. Chem. Soc.*, **92**, 201 (1970).
46. F. T. Bond, *J. Amer. Chem. Soc.*, **90**, 5326 (1968).
47. P. v. R. Schleyer, *J. Amer. Chem. Soc.*, **89**, 3903 (1967).
48. P. Beltrame, G. Biale, D. J. Lloyd, A. J. Parker, M. Ruane, and S. Winstein, *J. Amer. Chem. Soc.*, **94**, 2240 (1972).
49. J. F. Bunnett and D. L. Eck, *J. Amer. Chem. Soc.*, **95**, 1897 (1973).
50. L. P. Hammett, *Physical Organic Chemistry*, McGraw-Hill, New York, 1940, p. 292.
51. K. Yates and H. Wai, *J. Amer. Chem. Soc.*, **86**, 5408 (1964).
52. N. C. Deno, P. T. Groves, and G. Saines, *J. Amer. Chem. Soc.*, **81**, 5790 (1959).
53. W. M. Schubert and J. R. Keefe, *J. Amer. Chem. Soc.*, **94**, 559 (1972).
54. V. Gold and M. A. Kessick, *J. Chem. Soc.*, 6718 (1965).
55. A. J. Kresge and Y. Chiang, *J. Chem. Soc. B*, 58 (1967).
56. N. C. Deno, A. Kish, and H. J. Peterson, *J. Amer. Chem. Soc.*, **87**, 2157 (1965).
57. W. M. Schubert and B. Lamm, *J. Amer. Chem. Soc.*, **88**, 120 (1966).
58. E. L. Purlee and R. W. Taft, *J. Amer. Chem. Soc.*, **78**, 5807 (1956).
59. B. T. Baliga and E. Whalley, *Can. J. Chem.*, **42**, 1019 (1964).
60. E. Grunwald, A. Heller, and F. S. Klein, *J. Chem. Soc.*, 2604 (1957).
61. W. M. Schubert and J. L. Jensen, *J. Amer. Chem. Soc.*, **94**, 566 (1972).
62. J. C. Simandoux, B. Torck, M. Hellin, and F. Coussemant, *Bull. Soc. Chim. France*, 4402, 4410 (1972).

63. A. J. Kresge, Y. Chiang, P. H. Fitzgerald, R. S. McDonald, and G. H. Schmid, *J. Amer. Chem. Soc.*, **93**, 4907 (1971).
64. A. J. Kresge, private communication.
65. A. J. Kresge and Y. Chiang, *J. Chem. Soc. B*, 53 (1967).
66. L. A. Kirprianova and A. F. Rekasheva, *Dokl. Akad. Nauk S.S.S.R.*, **142**, 589 (1962).
67. E. J. Stamhuis, W. Drenth, and H. van den Berg, *Rec. Trav. Chim.*, **83**, 167 (1964).
68. D. S. Noyce, P. A. King, and F. B. Kirby, *J. Amer. Chem. Soc.*, **84**, 1632 (1962).
69. D. S. Noyce and H. S. Avarbock, *J. Amer. Chem. Soc.*, **84**, 1644 (1962).
70. D. S. Noyce, H. S. Avarbock, and W. L. Reed, *J. Amer. Chem. Soc.*, **84**, 1647 (1962).
71. M. B. Hocking, *Can. J. Chem.*, **48**, 3393 (1970).
72. C. F. Bernasconi and W. J. Boyle, Jr., *J. Amer. Chem. Soc.*, **96**, 6070 (1974).
73. R. Corriu and J. Guenzet, *Tetrahedron*, **26**, 671 (1970).
74. I. Dostrovsky and F. S. Klein, *J. Chem. Soc.*, 791 (1955).
75. R. H. Boyd, R. W. Taft, Jr., A. P. Wolf, and D. R. Christman, *J. Amer. Chem. Soc.*, **82**, 4729 (1960).
76. P. Y. Sollenberger and R. B. Martin, *J. Amer. Chem. Soc.*, **92**, 4261 (1970).
77. J. D. Cooper, V. P. Vitullo, and D. L. Whalen, *J. Amer. Chem. Soc.*, **93**, 6294 (1971).
78. A. J. Kresge, D. S. Sagatys, and H. L. Chen, *J. Amer. Chem. Soc.*, **90**, 4174 (1968).
79. J. L. Jensen and D. J. Carré, *J. Org. Chem.*, **39**, 2103 (1974).
80. L. R. Fedor, N. C. De, and S. K. Gurwara, *J. Amer. Chem. Soc.*, **95**, 2905 (1973).
81. J. N. Brønsted and K. J. Pederson, *Z. Phys. Chem.*, **108**, 185 (1924).
82. J. E. Leffler and E. Grunwald, *Rates and Equilibria of Organic Reactions*, Wiley, New York, 1963, p. 235.
83. A. J. Kresge, H. L. Chen, Y. Chiang, E. Murrill, M. A. Payne, and D. S. Sagatys, *J. Amer. Chem. Soc.*, **93**, 413 (1971).
84. A. J. Kresge, *Chem. Soc. Rev.*, **2**, 475 (1973).
85. C. H. Collins and G. S. Hammond, *J. Org. Chem.*, **25**, 911 (1960).
86. H. C. Brown, J. H. Kawakami, and K.-T. Liu, *J. Amer. Chem. Soc.*, **92**, 3816 (1970).
87. R. Hoffmann, *J. Chem. Phys.*, **40**, 2480 (1964).
88. T. Yonezawa, H. Nakatsuji, and H. Kato, *J. Amer. Chem. Soc.*, **90**, 1239 (1968).
89. R. D. Bach and H. Heinekie, *J. Amer. Chem. Soc.*, **92**, 5589 (1970).
90. R. Sustmann, J. E. Williams, M. J. S. Dewar, L. C. Allen, and P. von R. Schleyer, *J. Amer. Chem. Soc.*, **91**, 5350 (1969).
91. D. T. Clark and D. M. J. Lilley, *Chem. Commun.*, 549 (1970).
92. D. C. Hariharan, W. A. Lathan, and J. A. Pople, *Chem. Phys. Lett.*, **14**, 385 (1972).
93. R. F. Merritt, *J. Org. Chem.*, **31**, 3871 (1966).
94. R. F. Merritt, *J. Amer. Chem. Soc.*, **89**, 609 (1967).
95. R. F. Merritt and F. A. Johnston, *J. Org. Chem.*, **31**, 1859 (1966).
96. M. Zupan and A. Pollak, *Chem. Commun.*, 845 (1973).

97. M. Zupan and A. Pollak, *Tetrahedron Lett.*, 1015 (1974).
98. D. H. R. Barton, R. H. Hesse, M. M. Pechet, G. Tarzia, H. T. Toh, and N. D. Wescott, *Chem. Commun.*, 122 (1972).
99. D. H. R. Barton, L. J. Banks, A. K. Ganguly, R. H. Hesse, G. Tarzia, and M. M. Pechet, *Chem. Commun.*, 227 (1969).
100. J. ApSimon and R. R. King, *Chem. Commun.*, 1214 (1967).
101. D. T. Clark and D. M. J. Lilley, *Chem. Commun.*, 603 (1970).
102. W. J. Hehre and P. C. Hiberty, *J. Amer. Chem. Soc.*, **96**, 2665 (1974).
103. I. G. Csizmadia, private communication.
104. G. A. Olah, D. A. Beal, and P. W. Westerman, *J. Amer. Chem. Soc.*, **95**, 3387 (1973).
105. G. A. Olah, Y. K. Mo, and Y. Halpern, *J. Org. Chem.*, **37**, 1169 (1972).
106. S. J. Cristol, R. P. Arganbright, and D. D. Tanner, *J. Org. Chem.*, **28**, 1374 (1963).
107. M. L. Poutsma, *J. Amer. Chem. Soc.*, **87**, 2161 (1965).
108. M. L. Poutsma, *J. Amer. Chem. Soc.*, **87**, 4293 (1965).
109. K. Yates, G. H. Schmid, T. W. Regulski, D. G. Garratt, H. W. Leung, and R. McDonald, *J. Amer. Chem. Soc.*, **95**, 160 (1973).
110. P. B. D. de la Mare, *Quart. Rev.*, **3**, 126 (1948).
111. M. C. Cabaleiro, C. J. Cooksey, M. D. Johnson, B. E. Swedlund, and J. G. Williams, *J. Chem. Soc. B*, 1026 (1968).
112. I. V. Bodrikivo, A. I. Subbotin, G. A. Korchagima, and Z. S. Smolyan, *Zh. Org. Khim.*, **5**, 1723 (1969).
113. Reference 6, p. 84.
114. M. L. Poutsma, *J. Amer. Chem. Soc.*, **87**, 4285 (1965).
115. P. B. D. de la Mare, *J. Chem. Soc.*, 3823 (1960).
116. H. W. Leung, *Ph.D. Thesis*, University of Toronto.
117. J. E. Dubois and F. Garnier, *Spectrochim. Acta*, **23A**, 2279 (1967).
118. M. L. Poutsma, *Science*, **157**, 997 (1967).
119. J. H. Wienga, J. Strating, and H. Wynberg, *Chem. Commun.*, 907 (1968).
120. G. A. Olah, P. Schilling, P. W. Westerman, and H. C. Lin, *J. Amer. Chem. Soc.*, **96**, 3581 (1974).
121. G. A. Olah and J. M. Bollinger, *J. Amer. Chem. Soc.*, **89**, 4744 (1967).
122. G. A. Olah and J. M. Bollinger, *J. Amer. Chem. Soc.*, **90**, 947 (1968).
123. S. Winstein, E. Grunwald, and L. L. Ingraham, *J. Amer. Chem. Soc.*, **70**, 826 (1948).
124. P. B. D. de la Mare, M. A. Wilson, and M. J. Rosser, *J. Chem. Soc. Perkin II*, 1480 (1973).
125. M. L. Poutsma and J. L. Kartch, *J. Amer. Chem. Soc.*, **89**, 6595 (1967).
126. P. D. Bartlett, *J. Amer. Chem. Soc.*, **57**, 224 (1935).
127. J. W. Hamersma and F. F. Caseris, *Amer. Chem. Soc., Div. Petrol. Chem. Prep.*, **14**, 423 (1969); *Chem. Abstr.*, **74**, 140458h (1971).
128. R. C. Fahey, *J. Amer. Chem. Soc.*, **88**, 4681 (1966).
129. P. B. D. de la Mare and R. Koenigsberger, *J. Chem. Soc.*, 5327 (1964).
130. R. E. Buckles and D. F. Knaack, *J. Org. Chem.*, **25**, 20 (1960).
131. R. C. Fahey and C. Schubert, *J. Amer. Chem. Soc.*, **87**, 5172 (1965).
132. R. J. Abraham and J. R. Monasterios, *J. Chem. Soc. Perkin I*, 1446 (1973).
133. M. D. Johnson and E. M. Trachtenberg, *J. Chem. Soc. B*, 1018 (1968).
134. M. L. Poutsma, *J. Org. Chem.*, **37**, 2228 (1972).

135. V. L. Heasley, G. E. Heasley, R. A. Loghry, and M. R. McConnell, *J. Org. Chem.*, **37**, 2228 (1972).
136. G. D. Jones, N. B. Tefertiller, C. F. Raley, and J. R. Runyon, *J. Org. Chem.*, **33**, 2946 (1968).
137. E. Z. Said and A. E. Tipping, *J. Chem. Soc. Perkin I*, 1986 (1972).
138. N. H. Werstiuk and I. Vancas, *Can. J. Chem.*, **48**, 3963 (1970).
139. S. J. Cristol and G. W. Nachtigall, *J. Org. Chem.*, **32**, 3727 (1967).
- 140a. U. Burger and A. Delay, *Helv. Chim. Acta.*, **56**, 1345 (1973).
- 140b. H. Hogveen, P. W. Kurant, E. P. Schudde, and P. A. Wade, *J. Amer. Chem. Soc.*, **96**, 7518 (1974).
141. H. G. Peer, *Rec. Trav. Chim.*, **81**, 113 (1962).
142. M. L. Poutsma, *J. Org. Chem.*, **33**, 4080 (1968).
143. M. L. Poutsma and P. A. Ibarbia, *J. Amer. Chem. Soc.*, **93**, 440 (1971).
144. E. Bienvenüe-Goetz, J. E. Dubois, D. W. Pearson, and D. L. H. Williams, *J. Chem. Soc. B*, 1275 (1970).
145. R. O. C. Norman and C. D. Thomas, *J. Chem. Soc. B*, 598 (1967).
146. D. R. Dalton and V. P. Dutta, *J. Chem. Soc. B*, 85 (1971).
147. I. K. Walker and P. W. Robertson, *J. Chem. Soc.*, 1515 (1939).
148. J. E. Dubois and G. Mouvier, *Bull. Soc. Chim. France*, 1426 (1968).
149. J. E. Dubois and G. Mouvier, *C. R. Acad. Sci. Paris*, **259**, 2101 (1964).
150. G. Mouvier and J. E. Dubois, *Bull. Soc. Chim. France*, 1441 (1968).
151. C. L. Wilkins and T. W. Regulski, *J. Amer. Chem. Soc.*, **94**, 6016 (1972).
152. J. H. Rolston and K. Yates, *J. Amer. Chem. Soc.*, **91**, 1483 (1969).
153. J. E. Dubois and A. Schwarcz, *Tetrahedron Lett.*, 2167 (1964).
154. K. Yates, R. S. McDonald, and S. A. Shapiro, *J. Org. Chem.*, **38**, 2460 (1973).
155. J. H. Rolston and K. Yates, *J. Amer. Chem. Soc.*, **91**, 1469 (1969).
156. R. E. Buckles, J. M. Bader, and R. J. Thurmaier, *J. Org. Chem.*, **27**, 4523 (1962).
157. G. Heublein and I. Koch, *Z. Chem.*, **9**, 28 (1969).
158. J. E. Dubois and F. Garnier, *Tetrahedron Lett.*, 3961 (1965).
159. J. E. Dubois and F. Garnier, *Tetrahedron Lett.*, 3047 (1966).
160. F. Garnier, R. H. Donnay, and J. E. Dubois, *Chem. Commun.*, 829 (1971).
161. R. P. Bell and M. Pring, *J. Chem. Soc. B*, 1119 (1966).
162. N. P. Kanyaev, *J. Gen. Chem. U.S.S.R.*, **29**, 825 (1959).
163. J. H. Rolston and K. Yates, *J. Amer. Chem. Soc.*, **91**, 1477 (1969).
164. J. E. Dubois and X. Q. Huynk, *Tetrahedron Lett.*, 3369 (1971).
165. A. Modro, K. Yates, and G. H. Schmid, unpublished observation.
166. M. Rau, P. Alcais, and J. E. Dubois, *Bull. Soc. Chem. France*, 3336 (1972).
167. G. Heublein and B. Rauscher, *Tetrahedron*, **25**, 3999 (1969).
168. I. Roberts and G. E. Kimball, *J. Amer. Chem. Soc.*, **59**, 947 (1937).
169. G. A. Olah, P. W. Westerman, E. G. Melby, and Y. K. Mo, *J. Amer. Chem. Soc.*, **96**, 3565 (1974).
170. K. Yates and R. S. McDonald, *J. Org. Chem.*, **38**, 2465 (1973).
- 171a. M. F. Ruasse and J. E. Dubois, *J. Org. Chem.*, **39**, 2441 (1974).
- 171b. E. Bienvenue-Goetz and J. E. Dubois, *J. Org. Chem.*, **40**, 221 (1975).
172. G. Heublein and P. Hallpap, *J. prakt. Chem.*, **312**, 245 (1970).
173. R. C. Fahey and J.-J. Schneider, *J. Amer. Chem. Soc.*, **90**, 4429 (1968).
174. M. F. Ruasse and J. E. Dubois, *J. Org. Chem.*, **37**, 1770 (1972).
175. J. E. Dubois and M. F. Ruasse, *J. Org. Chem.*, **38**, 493 (1973).

176. G. Collin, U. Jahnke, G. Just, G. Lorenz, W. Pritzkow, M. Rollig, and L. Winguth, P. Dietrich, G.-E. Döring, H. G. Hauthal and A. Wiedenhöft, *J. prakt. Chem.*, **311**, 238 (1969).
177. J. E. Dubois and P. Fresnet, *Tetrahedron*, **29**, 3407 (1973).
178. Reference 7, p. 280.
179. J. Sicher, J. Zavada, and M. Suoboda, *Coll. Czech. Chem. Commun.*, **27**, 1927 (1962).
180. J. G. Traynham, G. R. Franzen, G. A. Knesel, and D. J. Northington, Jr., *J. Org. Chem.*, **32**, 3285 (1967).
181. J. Wolinsky, R. W. Novak, and K. L. Erickson, *J. Org. Chem.*, **34**, 490 (1969).
182. P. L. Barili, G. Bellucci, F. Marioni, I. Morelli, and V. Scartoni, *J. Org. Chem.*, **38**, 3472 (1973).
183. D. R. Marshall, P. Reynolds-Warnhoff, E. W. Warnhoff, and J. R. Robinson, *Can. J. Chem.*, **49**, 885 (1971).
184. D. R. Dalton, R. K. Rodebaugh, and C. W. Jefford, *J. Org. Chem.*, **37**, 362 (1972).
185. R. Caple, F. M. Hsu, and C. S. Ilenda, *J. Org. Chem.*, **33**, 4111 (1968).
186. R. Caple, G. M. S. Chen, and J. D. Nelsen, *J. Org. Chem.*, **36**, 2870 (1971).
187. R. Caple, H. W. Tan, and F. M. Hsu, *J. Org. Chem.*, **33**, 1542 (1968).
188. B. E. Smart, *J. Org. Chem.*, **38**, 2366 (1973).
189. B. E. Smart, *J. Org. Chem.*, **38**, 2027 (1973).
190. G. E. Heasley, V. L. Heasley, S. L. Manatt, H. A. Day, R. V. Hodges, P. A. Kroon, D. A. Redfield, T. L. Rold, and D. E. Williamson, *J. Org. Chem.*, **38**, 4109 (1973).
191. V. L. Heasley, C. L. Frye, T. G. Gore Jr., and P. S. Wilday, *J. Org. Chem.*, **33**, 2342 (1968).
192. V. L. Heasley, G. E. Heasley, S. K. Taylor, and C. L. Frye, *J. Org. Chem.*, **35**, 2967 (1970).
- 192a. P.-T. Cheng, P. A. Gwinner, S. C. Nyburg, R. R. Stanforth, and P. Yates, *Tetrahedron Lett.*, 2699 (1973).
193. W. L. Waters, W. S. Linn, and M. C. Caserio, *J. Amer. Chem. Soc.*, **90**, 6742 (1968).
194. L. R. Byrd and M. C. Caserio, *J. Amer. Chem. Soc.*, **93**, 5758 (1971).
195. R. E. Deright and E. D. Wiig, *J. Amer. Chem. Soc.*, **58**, 693 (1936).
196. G. S. Forbes and A. F. Nelson, *J. Amer. Chem. Soc.*, **59**, 693 (1937).
197. K. E. Klob, D. A. Wilder, and M. A. Taylor, *Abstr. 166th Meeting of the Amer. Chem. Soc., Organic Section*, Paper No. 69 (August 27-31, 1973).
198. P. W. Robertson and N. J. Bythell, *J. Chem. Soc.*, 179 (1938).
199. P. W. Robertson, J. B. Butchers, R. A. Durham, W. B. Healy, J. K. Heyes, J. K. Johnsson, and D. A. Taft, *J. Chem. Soc.*, 2191 (1950).
200. J. Groh and J. Szehestery, *Z. anorg. Chem.*, **162**, 333 (1927).
201. S. K. Bhattachargya and M. J. Rao, *J. Ind. Chem. Soc.*, **18**, 253 (1941).
202. C. S. Chao, R. R. Lii, C. D. Lee, and M. G. Kung, *Hua Hsueh*, **4**, 127 (1966); *Chem. Abstr.* **67**, 53512 (1967).
203. J. Groh and E. Takács, *Z. Phys. Chem. (Leipzig)*, **149A**, 195 (1930).
204. M. Davies and E. Gwynne, *J. Amer. Chem. Soc.*, **74**, 2748 (1952).
205. L. J. Andrews and R. M. Keefer, *J. Amer. Chem. Soc.*, **74**, 458 (1952).
206. R. J. Cvetanorie, F. J. Duncan, W. E. Falconer, and W. A. Sunder, *J. Amer. Chem. Soc.*, **88**, 1602 (1966).

207. P. D. Tanner and B. G. Browniee, *J. Amer. Chem. Soc.*, **88**, 771 (1966).
208. D. L. H. Williams, *Tetrahedron Lett.*, 2001 (1967).
209. Y. Ogata and K. Aoki, *J. Org. Chem.*, **31**, 1625 (1966).
210. Y. Ogata, K. Aoki, and Y. Furuya, *Chem. Ind. (Lond.)*, 304 (1965).
211. M. C. Findlay, W. L. Walters, and M. C. Caserio, *J. Org. Chem.*, **36**, 275 (1971).
212. P. S. Skell and R. R. Parlis, *J. Amer. Chem. Soc.*, **86**, 2956 (1964).
213. R. L. Ayres, C. J. Michejda, and E. P. Rock, *J. Amer. Chem. Soc.*, **93**, 1389 (1971).
214. A. Michael, *J. prakt. Chem.*, **60**, 450 (1899).
215. M. Ingle, *J. Soc. Chem. Ind.*, **21**, 591 (1902).
216. E. Erlenmeyer, *Ann. Chem.*, **289**, 270 (1896).
217. C. K. Ingold and H. G. Smith, *J. Chem. Soc.*, 2742 (1931).
218. C. K. Ingold and H. G. Smith, *J. Chem. Soc.*, 2752 (1931).
219. R. N. Haszeldine, *J. Chem. Soc.*, 4423 (1952).
220. M. Hauptschein, N. Braid, and A. H. Fainberg, *J. Amer. Chem. Soc.*, **83**, 2495 (1961).
221. M. M. Simpson, *Bull. Soc. Chim. Paris*, **31**, 411 (1879).
222. A. R. Kemp and H. Peters, *Ind. Eng. Chem., Anal. Ed.*, **15**, 453 (1943).
223. T. S. Lee, I. M. Kolthoff, and M. A. Mairs, *Rubber Chem. Technol.*, **21**, 835 (1948).
224. S. Komori, *Bull. Chem. Soc., Japan Ind. Chem. Soc.*, **51**, 120 (1948).
225. W. M. Phillips and W. C. Wake, *Analyst*, **74**, 306 (1949).
226. J. Hanus, *Z. Untersuch. Nahr. u. Genussm.*, **4**, 913 (1901).
227. J. O. Ralls, *J. Amer. Chem. Soc.*, **56**, 121 (1934).
228. L. M. Yedlenayalli and J. J. Paul, *J. Sci. Ind. Research (India)*, **12**, 524 (1953).
229. J. O. Ralls, *J. Amer. Chem. Soc.*, **55**, 2083 (1933).
230. J. C. Morrell and G. Egloff, *Ind. Engng Chem.*, **17**, 1259 (1925).
231. G. A. Vasilev, *J. Gen. Chem., U.S.S.R.*, **17**, 923 (1947).
232. W. Bornemann, *Liebigs. Ann.*, **189**, 202 (1877).
233. E. Fessenden, *J. Chem. Educ.*, **28**, 619 (1951).
234. C. P. Agareval, *Z. phys. Chem.*, **200**, 302 (1952).
235. F. A. Cotton and G. Wilkinson, *Advanced Inorganic Chemistry*, 2nd ed., Interscience, New York, 1967, p. 585.
236. O. Ruff, E. Ascher, J. Fischer, and F. Laoss, *Z. anorg. allgem. Chem.*, **176**, 258 (1928).
237. L. Domarge and J. Neudorffu, *C. R. hebd. Seanc. Acad. Sci. Paris*, **226**, 920 (1948).
238. L. Stein in *Halogen Chemistry*, Vol. 1 (Ed. V. Gutmann), Academic Press, New York, 1967, p. 134.
239. M. T. Rogers, J. G. Malik, and J. L. Speirs, *J. Amer. Chem. Soc.*, **78**, 46 (1956).
240. H. Schmitz and H. J. Schumacher, *Z. Naturforsch.*, **2A**, 359 (1947).
241. R. H. Durie, *Proc. Phys. Soc.*, **63A**, 1292 (1950).
242. L. Stein in *Halogen Chemistry*, Vol. 1 (Ed. V. Gutmann), Academic Press, New York, 1967, p. 151.
243. O. Ruff and W. Manzel, *Z. anorg. allgem. Chem.*, **202**, 49 (1931).
244. O. Ruff and H. Braid, *Z. anorg. allgem. Chem.*, **214**, 81 (1933).

245. A. Bower, L. C. Ibanez, E. Denot, and R. Becceua, *J. Amer. Chem. Soc.*, **82**, 4001 (1960).
246. A. Bower, E. Denot, and R. Beccerra, *J. Amer. Chem. Soc.*, **82**, 4007 (1960).
247. F. L. M. Pattison, D. A. V. Petera, and F. H. Dean, *Can. J. Chem.*, **43**, 1689 (1965).
248. F. H. Dean, D. R. Marshall, E. W. Warnhoff, and F. L. M. Pattison, *Can. J. Chem.*, **45**, 227 (1967).
249. L. D. Hall and D. L. Jones, *Can. J. Chem.*, **51**, 2902 (1973).
250. M. Hauptachien and M. Braid, *J. Amer. Chem. Soc.*, **83**, 2383 (1961).
251. H. Schmidt and H. Meinert, *Angew. Chem.*, **72**, 493 (1960).
252. R. D. Chambers, W. K. R. Musgrave, and J. Savory, *J. Chem. Soc.*, 3779 (1961).
253. M. C. Sneed, J. L. Maynard, and R. C. Brasted, *Comprehensive Inorganic Chemistry*, Vol. III, Van Nostrand, New York, 1954, p. 183-213.
254. M. Schmeisser and E. Schuster in *Bromine and its Compounds* (Ed. Z. E. Jolles), Academic Press, New York, 1966, pp. 179-193.
255. L. Stein in *Halogen Chemistry* (Ed. V. Gutmann), Academic Press, New York, 1967, pp. 133-206.
256. A. J. Powers and C. J. Adams in *Comprehensive Inorganic Chemistry*, Vol. 2 (Ed. J. C. Bailor, H. J. Emeleus, R. Nyholm, and A. F. Trotman-Dickenson), Pergamon Press, Oxford, pp. 1478-1534.
257. A. A. Banks, H. J. Emeleus, R. N. Haszeldine, and V. Kenijan, *J. Chem. Soc.*, 2188 (1948).
258. C. E. Mellich and J. W. Linnett, *J. Res. Nat. Bur. Stand.*, **58**, 327 (1957).
259. J. H. Simons and T. J. Brice, *U.S. Patent* 2,614,131 (1952).
260. W. K. R. Musgrave in *Advances in Fluorine Chemistry* (Ed. M. Stacey, J. C. Tatloro and A. G. Sharpe), Vol. 1, Academic Press, New York, 1960, p. 12.
261. J. Muray, *Chem. Age*, 727 (1958).
262. E. T. McBee, V. V. Lindgren, and W. B. Ligett, *U.S. Patent* 2,471,831 (1949).
263. Reference 260, p. 19.
264. J. F. Ellis and W. K. R. Musgrave, *J. Chem. Soc.*, 3608 (1950).
265. J. F. Ellis and W. K. R. Musgrave, *J. Chem. Soc.*, 1063 (1953).
266. Imperial Chemical Industries Ltd., *Brit. Patent* 695,811 (1953).
267. M. W. Kellog Co. *Brit. Patent* 761,053 (1956).
268. J. Murawski and R. C. G. Burnett, *Brit. Patent* 738,289 (1955).
269. Reference 260, pp. 18, 19.
270. J. Muray, *J. Chem. Soc.*, 1884 (1959).
271. E. P. White and P. W. Robertson, *J. Chem. Soc.*, 1509 (1934).
272. M. Delepine and L. Ville, *C. R. Acad. Sci. Paris*, **170**, 1390 (1920).
273. N. W. Hanson and T. C. James, *J. Chem. Soc.*, 1955 (1928).
274. M. M. Movsumzade, A. L. Shabanov, R. A. Babakhanov, P. A. Gurbanov, and R. G. Movaumzade, *Zh. Org. Khim.*, **9** (10), 1998 (Russ.); 2015 (Engl.) (1973).
275. P. Walden, *Chem. Ber.*, **30**, 2883 (1897).
276. R. E. Buckles and J. W. Long, *J. Amer. Chem. Soc.*, **73**, 998 (1951).
277. M. Délepine and L. Ville, *Bull. Soc. Chim. France*, **27**, 673 (1920).
278. J. W. James, *J. Chem. Soc.*, **43**, 37 (1883).

279. P. B. D. de la Mare and S. Galandauer, *J. Chem. Soc.*, 36 (1957).
280. R. E. Buckles, J. L. Forrester, R. L. Bucham, and T. W. McGee, *J. Org. Chem.*, **25**, 24 (1960).
281. M. M. Simpson, *Bull. Soc. Chim. Paris*, **31**, 409 (1879).
282. E. Erlenmeyer, *Ann. Chem.*, **289**, 259 (1896).
283. G. Heublein, *Z. Chem.*, **5**, 186 (1966).
284. J. D. Pack, R. O. Michael, and R. A. Newmark, *J. Amer. Chem. Soc.*, **91**, 5933 (1969).
285. D. G. Garratt and G. H. Schmid, unpublished results.
286. M. Hauptschein, M. Braid, and A. H. Fainberg, *J. Amer. Chem. Soc.*, **83**, 2495 (1961).
287. J. T. Barr, J. D. Gibson, and R. H. Lafferty, *J. Amer. Chem. Soc.*, **73**, 1352 (1951).
288. E. Z. Said and A. E. Tipping, *J. Chem. Soc. Perkin I*, 1986 (1972).
289. N. H. Werstiuk, D. Vancas, J. Warkentin, and F. R. S. Clark, *Can. J. Chem.*, **50**, 291 (1972).
290. H. Kwart, T. Takeshita, and J. L. Nga, *J. Amer. Chem. Soc.*, **76**, 4072 (1954).
291. H. Spandau and V. Gutmann, *Z. angew. Chem.*, **64**, 93 (1952).
292. T. Okwiyama, K. Ohashi, K. Izawa, and T. Fueno, *J. Org. Chem.*, **39**, 2255 (1974).
293. R. N. Haszeldine and B. R. Steele, *J. Chem. Soc.*, 923 (1954).
294. Reference 256, p. 223.
295. L. S. Silbert, J. R. Russell, and J. S. Showell, *J. Amer. Oil Chem. Soc.*, **50**, 415 (1973); *Chem. Abstr.*, **80**, 14223p (1973).
296. L. Birckenbach and M. Linhard, *Chem. Ber.*, **62**, 2261 (1929).
297. L. Birckenbach and M. Linhard, *Chem. Ber.*, **63**, 2544 (1930).
298. L. Birckenbach and M. Linhard, *Chem. Ber.*, **64**, 961 (1931).
299. L. Birckenbach and M. Linhard, *Chem. Ber.*, **64**, 1076 (1931).
300. G. Drefahl and K. Ponsold, *Chem. Ber.*, **93**, 519 (1960).
301. G. Drefahl, K. Ponsold, and G. Köllner, *J. prakt. Chem.*, **23**, 136 (1964).
302. S. Rosen and D. Swern, *Anal. Chem.*, **38**, 1392 (1966).
303. A. Hassner, R. P. Hoblitt, C. Heathcock, J. E. Kropp, and M. Larber, *J. Amer. Chem. Soc.*, **92**, 1326 (1970).
304. A. Hassner, M. E. Zarber, and C. Heathcock, *J. Org. Chem.*, **32**, 540 (1967).
305. A. Hassner and C. Heathcock, *Tetrahedron*, **20**, 1037 (1964).
306. G. Swift and D. Swern, *J. Org. Chem.*, **32**, 511 (1967).
307. L. A. Paquette and D. E. Khula, *Tetrahedron Lett.*, 4517 (1967).
308. B. E. Grimwood and D. Swern, *J. Org. Chem.*, **32**, 3665 (1967).
309. R. G. R. Bacon, R. G. Guy, and R. S. Irwin, *J. Chem. Soc.*, 2436 (1961).
310. A. B. Angus and R. G. R. Bacon, *J. Chem. Soc.*, 774 (1958).
311. R. G. Guy and I. Pearson, *Chem. Ind. (Lond.)*, 1255 (1967).
312. R. G. Guy and I. Pearson, *J. Chem. Soc. Perkin I*, 281 (1973).
313. R. G. Guy and I. Pearson, *J. Chem. Soc. Perkin II*, 1359 (1973).
314. F. A. Cotton and G. Wilkinson, *Advanced Inorganic Chemistry*, 2nd ed., Interscience, New York, 1967, p. 582.
315. U. E. Diner and J. W. Lown, *Can. J. Chem.*, **49**, 403 (1971).
316. U. E. Diner and J. W. Lown, *Chem. Commun.*, 333 (1970).
317. Reference 314, p. 581.
318. J. W. Lown and A. V. Joshua, *J. Chem. Soc. Perkin I*, 2680 (1973).

- 319. U. E. Diner, M. Morsley and J. W. Lown, *J. Chem. Soc. C*, 3131 (1971).
- 320. Reference 315, footnote 3, pp. 404-405.
- 321. A. Hantzsch, *Chem. Ber.*, **33**, 524 (1900).
- 322. D. A. Spenser, *J. Chem. Soc.*, **127**, 216 (1925).
- 323. F. W. Fowler, A. Hassner, and L. A. Levy, *J. Amer. Chem. Soc.*, **89**, 2077 (1967).
- 324. A. Hassner and F. Boerwinkle, *J. Amer. Chem. Soc.*, **90**, 216 (1968).
- 325. A. Hassner, *Accounts Chem. Res.*, **4**, 9 (1971).
- 326. D. Swern, in *Organic Peroxides*, Vol. 2 (Ed. D. Swern), Wiley-Interscience, New York, 1971, pp. 355-533.
- 327. K. B. Sharpless, J. M. Townsend, and D. R. Williams, *J. Amer. Chem. Soc.*, **94**, 295 (1972).
- 328. G. R. Horve and R. R. Hiatt, *J. Org. Chem.*, **36**, 2493 (1971).
- 329. W. F. Richey, *J. Phys. Chem.*, **76**, 213 (1972).
- 330. P. D. Bartlett, *Rec. Chem. Prog.*, **11**, 47 (1950).
- 331. H. Kwart and D. M. Hoffman, *J. Org. Chem.*, **31**, 419 (1966).
- 332. E. W. Garbisch, Jr., S. M. Schildcrout, D. B. Patterson, and C. M. Sprecher, *J. Amer. Chem. Soc.*, **87**, 2932 (1965).
- 333. R. Huisgen, R. Grashey, and J. Sauer, in *The Chemistry of Alkenes* (Ed. S. Patai), Interscience, London, 1964, Chap. 11.
- 334. H. C. Brown, *Hydroboration*, W. A. Benjamin, New York, 1962, p. 200.
- 335. P. W. Robertson, J. K. Heyes, and B. E. Swedlund, *J. Chem. Soc.*, 1014 (1952).
- 336. P. S. Skell and A. Y. Garner, *J. Amer. Chem. Soc.*, **78**, 5430 (1956).
- 337. K. D. Bingham, G. D. Meajins, and G. H. Whitham, *Chem. Commun.*, 445 (1966).
- 338. A. K. Awasthy and J. Roček, *J. Amer. Chem. Soc.*, **91**, 991 (1969).
- 339. H. Kwart, P. S. Starcher, and S. W. Tinsley, *Chem. Commun.*, 335 (1967).
- 340. R. Huisgen, *Angew. Chem.*, **75**, 604 (1963).
- 341. R. Huisgen, *Proc. Chem. Soc.*, 337 (1961).
- 342. R. Huisgen, L. Mobius, G. Muller, H. Stangl, C. Szeimies, and J. Vernon, *Chem. Ber.*, **98**, 3992 (1965).
- 343. H. C. Brown and J. H. Kawakami, and K.-T. Liu, *J. Amer. Chem. Soc.*, **95**, 2209 (1973).
- 344. H. C. Brown, S. Ikegami, and J. H. Kawakami, *J. Amer. Chem. Soc.*, **92**, 1990 (1970).
- 345. H. C. Brown, S. Ikegami, and J. H. Kawakami, *J. Amer. Chem. Soc.*, **92**, 6914 (1970).
- 346. W. Fliege and R. Huisgen, *Liebigs Ann. Chem.*, 2038 (1973).
- 347. R. Curci, R. A. DiPrete, J. D. Edwards, and G. Modena, *J. Org. Chem.*, **35**, 740 (1970).
- 348. R. Kaveic and S. Plesnicar, *J. Org. Chem.*, **35**, 740 (1970).
- 349. M. M. Khalil and W. Pritzkow, *J. prakt. Chemie*, **315**, 58 (1973).
- 350. P. D. Bartlett and G. D. Sargent, *J. Amer. Chem. Soc.*, **87**, 1297 (1965).
- 351. Reference 326, p. 450.
- 352. G. Bellucci, G. Berti, G. Ingrosso, and E. Mastroilli, *Tetrahedron Lett.*, 3911 (1973).
- 353. H. B. Henbest and R. A. L. Wilson, *J. Chem. Soc.*, 1958 (1957).
- 354. H. Z. Sable, T. Anderson, B. Tolbert, and T. H. Posternak, *Helv. Chim. Acta.*, **46**, 157 (1963).

- 355. R. Albrecht and Ch. Tamm, *Helv. Chim. Acta.*, **40**, 2216 (1957).
- 356. M. Mousseron-Canet and J. C. Gruleux, *Bull. Soc. Chim. France*, 3853 (1966).
- 357. A. C. Cope, A. H. Keough, P. E. Peterson, H. E. Simmons, and G. W. Wood, *J. Amer. Chem. Soc.*, **79**, 3900 (1957).
- 358. A. C. Cope, J. K. Heeren and V. Seeman, *J. Org. Chem.*, **28**, 516 (1963).
- 359. P. Chamberlain, M. L. Roberts, and G. H. Whitham, *J. Chem. Soc. B*, 1374 (1970).
- 360. G. E. Heasley and R. V. Hodges, *J. Org. Chem.*, **39**, 12 (1974).
- 361. B. C. Hartman and B. Rickborn, *J. Org. Chem.*, **37**, 4246 (1972).
- 362. J. K. Crandall and W. H. Machleder, *J. Amer. Chem. Soc.*, **90**, 7292 (1968).
- 363. R. L. Camp and F. D. Greene, *J. Amer. Chem. Soc.*, **90**, 7349 (1968).
- 364. J. K. Crandall and W. H. Machleder, *J. Heterocycl. Chem.*, **6**, 777 (1969).
- 365. H. M. R. Hoffmann and R. H. Smithers, *Angew. Chem.*, **82**, 43 (1970).
- 366. J. K. Crandall, W. H. Machleder, and M. J. Thomas, *J. Amer. Chem. Soc.*, **90**, 7346 (1968).
- 367. J. K. Crandall, W. H. Machleder, and S. A. Sojka, *J. Org. Chem.*, **38**, 1149 (1973).
- 368. J. K. Crandall, W. W. Conoser, J. B. Komin, and W. H. Machleder, *J. Org. Chem.*, **39**, 1723 (1974).
- 369. J. K. Crandall and W. H. Machleder, *J. Amer. Chem. Soc.*, **90**, 7347 (1968).
- 370. Sulfur in Organic and Inorganic Chemistry, Vol. 1 (Ed. A. Senning), Marcel Dekker, New York, 1971.
- 371. W. H. Mueller and P. E. Butler, *J. Org. Chem.*, **32**, 2925 (1967).
- 372. W. H. Mueller and P. E. Butler, *J. Org. Chem.*, **33**, 2111 (1968).
- 373. W. H. Mueller and P. E. Butler, *J. Org. Chem.*, **31**, 3537 (1966).
- 374. W. A. Thaler, *J. Org. Chem.*, **34**, 871 (1969).
- 375. N. Kharasch, *J. Chem. Ed.*, **33**, 585 (1956).
- 376. W. H. Mueller, *Angew. Chem., Int. Ed.*, **8**, 482 (1969).
- 377. Reference 7, p. 237.
- 378. W. Orr and N. Kharasch, *J. Amer. Chem. Soc.*, **75**, 6030 (1953).
- 379. D. R. Hogg and N. Kharasch, *J. Amer. Chem. Soc.*, **78**, 2728 (1956).
- 380. D. S. Campbell and D. R. Hogg, *J. Chem. Soc. B.*, 109 (1966).
- 381. G. H. Schmid, V. M. Csizmadia, V. J. Nowlan, and D. G. Garratt, *Can. J. Chem.*, **50**, 2457 (1972).
- 382. D. S. Campbell and D. R. Hogg, *J. Chem. Soc. B.*, 294 (1966).
- 383. G. H. Schmid and D. G. Garratt, *Can. J. Chem.*, **51**, 2463 (1973).
- 384. H. Kwart and L. J. Miller, *J. Amer. Chem. Soc.*, **83**, 4553 (1961).
- 385. G. M. Beverly and D. R. Hogg, *J. Chem. Soc. B.*, 175 (1971).
- 386. G. H. Schmid, C. L. Dean, and D. G. Garratt, unpublished results.
- 387. W. L. Orr and N. Kharasch, *J. Amer. Chem. Soc.*, **78**, 1201 (1956).
- 388. K. Izawa, T. Okuyama, and T. Fueno, *Bull. Chem. Soc. Japan*, **47**, 1480 (1974).
- 389. G. H. Schmid, A. Modro, K. Yates, and V. J. Nowlan, unpublished results.
- 390. N. Kharasch and C. M. Buess, *J. Amer. Chem. Soc.*, **71**, 2724 (1949).
- 391a. S. J. Cristol, R. P. Arganbright, G. D. Brindell, and R. M. Heitz, *J. Amer. Chem. Soc.*, **79**, 6035 (1957).
- 391b. V. R. Kartashov, N. A. Kartashova, and E. V. Skorobogatova, *Zh. Org. Kh.*, **10**, 171 (1974).
- 392. D. J. Pettit and G. H. Helmkamp, *J. Org. Chem.*, **29**, 2702 (1964).

393. P. Raynolds, S. Zonnebelt, S. Bakker, and R. M. Kellog, *J. Amer. Chem. Soc.*, **96**, 3146 (1974).
394. Y. Kibuzono, T. Yamabe, S. Nagata, H. Kato, and K. Fukui, *Tetrahedron*, **30**, 2197 (1974).
395. J. W. Gordon, I. G. Csizmadia, and G. H. Schmid, unpublished results.
396. S. Yeroushalmi, I. G. Csizmadia, and G. H. Schmid, unpublished results.
397. G. H. Schmid and V. M. Csizmadia, *Can. J. Chem.*, **44**, 1338 (1966).
398. G. M. Beverly and D. R. Hogg, *Chem. Commun.*, 138 (1966).
399. C. Brown and D. R. Hogg, *J. Chem. Soc. B.*, 1054 (1969).
400. G. H. Schmid and V. M. Csizmadia, *Can. J. Chem.*, **50**, 2465 (1972).
401. G. H. Schmid and P. H. Fitzgerald, *J. Amer. Chem. Soc.*, **93**, 2547 (1971).
402. J. F. King and K. Abikis, *Can. J. Chem.*, **46**, 9 (1968).
403. D. C. Owsley, G. K. Helmkamp, and S. N. Spurlock, *J. Amer. Chem. Soc.*, **91**, 3606 (1969).
404. J. L. Kice, *Sulfur in Organic and Inorganic Chemistry*, Vol. 1 (Ed. A. Senning), Chap. 6, Marcel Dekker, New York, 1971, p. 176.
405. D. C. Owsley, G. K. Helmkamp, and M. F. Rettig, *J. Amer. Chem. Soc.*, **91**, 5239 (1969).
406. D. G. Garratt and G. H. Schmid, *Can. J. Chem.*, **52**, 1027 (1974).
407. P. H. Fitzgerald, *Ph.D. Thesis*, University of Toronto, 1972.
408. S. Winstein and G. C. Robinson, *J. Amer. Chem. Soc.*, **80**, 169 (1958).
409. C. L. Dean, D. G. Garratt, T. T. Tidwell, and G. H. Schmid, *J. Amer. Chem. Soc.*, **96**, 4958 (1974).
410. G. H. Schmid and V. J. Nowlan, *J. Org. Chem.*, **37**, 3086 (1972).
411. G. H. Schmid and D. G. Garratt, *Can. J. Chem.*, **52**, 1807 (1974).
412. C. K. Ingold and E. H. Ingold, *J. Chem. Soc.*, 2354 (1931).
413. F. Freeman and N. J. Yamachika, *J. Amer. Chem. Soc.*, **94**, 1214 (1972) and references cited therein.
414. C. Brown and D. R. Hogg, *J. Chem. Soc. B.*, 1262 (1968).
415. E. Dunkelblum, *Tetrahedron*, **30**, 3991 (1974).
416. D. G. Garratt, A. Modro, K. Oyama, G. H. Schmid, T. T. Tidwell, and K. Yates, *J. Amer. Chem. Soc.*, **96**, 5295 (1974).
417. W. H. Mueller and P. E. Butler, *J. Org. Chem.*, **33**, 1533, (1968).
418. K. Izawa, T. Okuyama, and T. Fueno, *J. Amer. Chem. Soc.*, **95**, 4090 (1973).
419. T. L. Jacobs and R. Macomber, *J. Org. Chem.*, **33**, 2988 (1968).
420. T. L. Jacobs and R. Craig Kammerer, *J. Amer. Chem. Soc.*, **96**, 6213 (1974).
421. S. Yeroushalmi and G. H. Schmid, unpublished results.
422. P. E. Butler and W. H. Mueller, *J. Org. Chem.*, **33**, 2642 (1968).
423. G. Kresge and W. Kosbahn, *Liebigs Ann. Chem.*, **731**, 67 (1970).
424. N. N. Yarovenko, G. B. Gazieva, V. N. Shemanina, and N. A. Fedorova, *Zh. Obshch. Khim.*, **29** (3), 922 (Engl.) (1959).
425. N. N. Yarovenko, V. N. Shemanina, and G. B. Gazieva, *Zh. Obshch. Khim.*, **29**(3), 922 (Engl.) (1959).
426. K. B. Sharpless and R. F. Lauer, *J. Org. Chem.*, **39**, 429 (1974).
427. H. J. Reich, *J. Org. Chem.*, **39**, 428 (1974).
428. W. Jenny, *Helv. Chim. Acta.*, **36**, 1278 (1953).
429. W. Jenny, *Helv. Chim. Acta.*, **41**, 593 (1958).
430. D. G. Garratt and G. H. Schmid, *Can. J. Chem.*, **52**, 3599 (1974).

431. D. G. Garratt and G. H. Schmid, *Can. J. Chem.*, **52**, 1027 (1974).
432. F. Lautenschlaeger, *J. Org. Chem.*, **34**, 4002 (1969).
- 433a. E. G. Kataev, T. G. Mannafov, E. A. Berdnikov, and O. A. Komarovskaya, *Zh. Org. Khim.*, **9**, 1983 (Russ.) (1973).
- 433b. N. S. Zehrov, L. G. Garvich, A. S. Shashkov, and V. A. Smit, *Zh. Org. Khim.*, **10**, 1786 (Russ.) (1974).
434. C. D. Hurd and O. Fancher, *Int. J. Sulfur Chem. A.*, **1**(1), 18 (1971).
435. L. P. Hammett, *Physical Organic Chemistry; Reaction Rates, Equilibria and Mechanisms*, 2nd ed., McGraw-Hill, Toronto, 1970, p. 348.
436. V. I. Koshutin, *Zh. Obshch. Khim.*, **43**, 2221 (Russ.) (1973).
437. W. Jenny, *Helv. Chim. Acta.*, **35**, 1591 (1952).
438. W. S. Cook and R. A. Donis, *J. Amer. Chem. Soc.*, **73**, 2275 (1951).
439. G. Holzle and W. Jenny, *Helv. Chim. Acta.*, **41**, 331 (1958).
440. N. Petragnani and M. de Moura Campos, *Tetrahedron*, **21**, 13 (1965).
441. E. G. Kataev, T. G. Mannfov, and M. Kh. Mannanov, *Kinetika i Kataliz*, **9**(5), 1161–1162 (Russ.): 957–958 (Engl.) (1968).
442. D. G. Garratt, G. H. Schmid, and I. G. Csizmadia, *J. Mol. Struct.*, **22**, 117 (1974).
443. M. de Moura Campos and N. Petragnani, *Tetrahedron Lett.*, 11 (1959).
444. M. de Moura Campos and N. Petragnani, *Tetrahedron*, **18**, 521 (1962).
445. M. Ogawa, *Bull. Chem. Soc. Japan*, **41**, 3031 (1968).
446. M. Ogawa and R. Ishioka, *Bull. Chem. Soc. Japan*, **43**, 496 (1970).
447. K. J. Wynne and P. S. Pearson, *Inorg. Chem.*, **10**, 1871 (1971).
448. K. J. Wynne and J. W. George, *J. Amer. Chem. Soc.*, **91**, 1649 (1969).
449. R. F. Riley, J. Flato, and D. Bengels, *J. Org. Chem.*, **27**, 2652 (1962).
450. H. Brintzinger, K. Pfannstiel, and H. Vogel, *Z. anorg. allgem. Chem.*, **256**, 75 (1948).
451. T. Smedslund, *Finska Kemistsamfundets Medd.*, **41**, 13 (1932), *Chem. Abstr.*, **26**, 5905 (1932).
452. H. Funk and W. Papenroth, *J. prakt. Chem.*, **8**, 256 (1959).
453. J. H. Simons, *J. Amer. Chem. Soc.*, **52**, 3483 (1930).
454. F. Clausnizer, *Liebigs Ann. Chem.*, **196**, 268 (1879).
455. F. P. Evans and W. Ramsey, *J. Chem. Soc.*, **45**, 62 (1884).
456. M. C. Chabrie, *Bull. Soc. Chim. France*, **2**, 803 (1889).
457. C. E. Boord and F. F. Cope, *J. Amer. Chem. Soc.*, **44**, 395 (1922).
458. H. W. Bausor, C. S. Gibson and W. J. Pope, *J. Chem. Soc.*, **117**, 1453 (1920).
459. H. L. Riely and N. A. C. Friend, *J. Chem. Soc.*, 2342 (1932).
460. H. Funk and W. Weiss, *J. prakt. Chem.*, **4**, 33 (1954).
461. C. W. Muehlberger and V. Lenher, *J. Amer. Chem. Soc.*, **47**, 1842 (1925).
462. F. H. Heath and W. L. Semon, *J. Ind. Engng. Chem.*, **12**, 1100 (1920).
463. T. W. Parker and P. L. Robinson, *J. Chem. Soc.*, 1314 (1930).
464. C. E. Frick, *J. Amer. Chem. Soc.*, **45**, 1795 (1923).
465. R. Paetzold and M. Reichenbacker, *Z. Chem.*, **8**, 307 (1970).
466. C. H. Fisher and A. Eisner, *J. Org. Chem.*, **6**, 169 (1941).
467. K. A. Hofmann and J. Sand, *Chem. Ber.*, 1340 (1900).
468. D. J. Pasto and J. A. Gontarz, *J. Amer. Chem. Soc.*, **93**, 6902 (1971).
469. H. C. Brown, M-H. Mei, and K-T. Liu, *J. Amer. Chem. Soc.*, **92**, 1760 (1970).
470. H. C. Brown and P. Geoghegan, Jr., *J. Amer. Chem. Soc.*, **89**, 1522 (1967).
471. H. C. Brown and M-H. Rei, *J. Amer. Chem. Soc.*, **91**, 5646 (1969).

472. J. J. Perie and A. Latte, *Tetrahedron Lett.*, 5165 (1967).
473. V. I. Sokolov and O. A. Reutov, *Zh. Org. Khim.*, **5**, 174 (1969).
474. D. H. Ballard, A. J. Bloodworth, and R. J. Bunce, *Chem. Commun.*, 815 (1969).
475. J. M. Jerkunica and T. G. Traylor, *Org. Syn.*, **53**, 94 (1973).
476. H. C. Brown, P. J. Geoghegan, Jr., J. T. Kurek, and G. J. Lynch, *Organometal. Chem. Syn.*, **1**, 7 (1970/1971).
477. H. C. Brown, J. H. Kawakami, and S. Ikegami, *J. Amer. Chem. Soc.*, **89**, 1525 (1967).
478. E. J. Corey and R. S. Glass, *J. Amer. Chem. Soc.*, **89**, 2600 (1967).
479. K. B. Wiberg and W-F. Chen, *J. Org. Chem.*, **37**, 3235 (1972).
480. J. Chatt, *Chem. Rev.*, **48**, 7 (1951).
481. N. S. Zehrov, *Russ. Chem. Rev.*, **34**, 527 (1965).
482. Reference 7, p. 314.
483. In *Organometallic Reactions*, Vol. 3 (Ed. E. I. Becker and M. Tsutsui). Wiley, New York, 1972, p. 319.
484. J. Halpern and H. B. Tinker, *J. Amer. Chem. Soc.*, **89**, 6427 (1967).
485. M. M. Kreevoy and R. A. Landholm, *Int. J. Chem. Kinetics*, **1**, 157 (1969) and references cited therein.
486. J. E. Byrd and J. Halpern, *J. Amer. Chem. Soc.*, **92**, 6967 (1970).
487. G. Müller-Hagen and W. Pritzkow, *J. prakt. Chem.*, **311**, 874 (1969).
488. H. J. Bergmann, G. Collin, G. Just, G. Müller-Hagen, and W. Pritzkow, *J. prakt. Chem.*, **314**, 285 (1972).
489. H. C. Brown and P. J. Geoghegan, Jr., *J. Org. Chem.*, **37**, 1937 (1972).
490. T. T. Tidwell, unpublished results.
491. M. M. Kreevoy and F. R. Kowitt, *J. Amer. Chem. Soc.*, **82**, 6127 (1960).
492. A. Rodgman, D. A. Shearer, and G. F. Wright, *Can. J. Chem.*, **35**, 1377 (1957).
493. T. Ibusuki and Y. Saito, *J. Organometall. Chem.*, **56**, 103 (1973).
494. A. G. Brook and G. F. Wright, *Acta Cryst.*, **4**, 50 (1951).
495. M. Anderson and P. Henry, *Chem. Ind. (Lond.)* 2053 (1961).
496. W. L. Waters, T. G. Traylor, and A. Factor, *J. Org. Chem.*, **38**, 2306 (1973).
497. T. G. Traylor and A. W. Baker, *J. Amer. Chem. Soc.*, **85**, 2746 (1963).
498. F. T. Bond, *J. Amer. Chem. Soc.*, **90**, 5326 (1968).
499. T. G. Traylor, *Accts. Chem. Research*, **2**, 152 (1963).
500. F. Ban, R. P. Taylor, and J. Powell, *J. Organometall. Chem.*, **69**, 455 (1974), and references cited therein.
501. J. E. Galle and A. Hassner, *J. Amer. Chem. Soc.*, **94**, 3930 (1972).
502. H. Lucas, F. Hepner, and S. Winstein, *J. Amer. Chem. Soc.*, **61**, 3102 (1939).
503. R. D. Bach, J. Gaughhofer, and L. Kevan, *J. Amer. Chem. Soc.*, **94**, 6860 (1972).
504. G. A. Olah and P. R. Clifford, *J. Amer. Chem. Soc.*, **93**, 2320 (1971).
505. T. G. Traylor and A. W. Baker, *J. Amer. Chem. Soc.*, **85**, 2746 (1963).
506. T. T. Tidwell and T. G. Traylor, *J. Org. Chem.*, **33**, 2614 (1968).
507. H. C. Brown and J. H. Kawakami, *J. Amer. Chem. Soc.*, **95**, 8665 (1973).
508. V. I. Sokolov, L. L. Troitskaya, and O. A. Reutov, *J. Organometall. Chem.*, **17**, 323 (1969).
509. S. Bentham, P. Chamberlain, and G. H. Whitham, *J. Chem. Soc. D*, 1528 (1970).
510. W. S. Linn, W. L. Waters, and M. C. Caserio, *J. Amer. Chem. Soc.*, **92**, 4018 (1970).

- 511. R. D. Bach, *J. Amer. Chem. Soc.*, **91**, 1771 (1969).
- 512. R. D. Bach and R. F. Richter, *J. Amer. Chem. Soc.*, **94**, 4747 (1972).
- 513. R. R. Grinstead, *J. Org. Chem.*, **26**, 238 (1961).
- 514. C. B. Anderson and S. Winstein, *J. Org. Chem.*, **28**, 605 (1963).
- 515. H. J. Kabbe, *Liebigs Ann. Chem.*, **656**, 204 (1962).
- 516. W. Kruse and T. M. Bednarski, *J. Org. Chem.*, **36**, 1154 (1971).
- 517. R. J. Bertsch and R. J. Ouellette, *J. Org. Chem.*, **39**, 2755 (1974).
- 518. A. McKillop, J. D. Hunt, E. C. Taylor, and F. Kienzle, *Tetrahedron Lett.*, 5275 (1970).
- 519. A. McKillop and B. P. Swann, *Tetrahedron Lett.*, 5281 (1970).
- 520. P. M. Henry, *J. Amer. Chem. Soc.*, **87**, 990 (1965).
- 521. P. M. Henry, *J. Amer. Chem. Soc.*, **87**, 4423 (1965).
- 522. P. M. Henry, *J. Amer. Chem. Soc.*, **88**, 1597 (1966).
- 523. R. J. Ouellette, G. Korkosky, C. Lavin, and S. Williams, *J. Org. Chem.*, **34**, 4104 (1969).
- 524. L. Nadon, M. Tardat, M. Zador, and S. Fliszar, *Can. J. Chem.*, **51**, 2366 (1973).
- 525. J. E. Byrd and J. Halpern, *J. Amer. Chem. Soc.*, **95**, 2586 (1973).
- 526. P. Abley, J. E. Byrd, and J. Halpern, *J. Amer. Chem. Soc.*, **95**, 2591 (1973).
- 527. C. Freppel, R. Favier, J.-C. Richer, and M. Zador, *Can. J. Chem.*, **49**, 2586 (1971).
- 528. F. A. L. Anet, *Tetrahedron Lett.*, 3393 (1964).
- 529. K. C. Pande and S. Winstein, *Tetrahedron Lett.*, 3399 (1964).
- 530. A. McKillop and M. E. Ford, *J. Org. Chem.*, **39**, 2434 (1974).
- 531. R. Fellows and R. Luft, *J. Amer. Chem. Soc.*, **95**, 5593 (1973).
- 532. R. D. Bach and J. W. Holubka, *J. Amer. Chem. Soc.*, **96**, 7814 (1974).
- 533. F. Freeman, P. D. McCart, and M. H. Yamachika, *J. Amer. Chem. Soc.*, **92**, 4621 (1970).
- 534. F. Freeman and N. J. Yamachika, *J. Amer. Chem. Soc.*, **94**, 1214 (1972).
- 535. A. B. Collear and W. J. R. Tyerman, *Trans. Faraday Soc.*, **62**, 371 (1966).
- 536. A. B. Collear and W. J. R. Tyerman, *Trans. Faraday Soc.*, **62**, 2760 (1966).
- 537. J. E. DuBois and G. Mourier, *Tetrahedron Lett.*, 1325 (1963).
- 538. P. Riesz, R. W. Taft, Jr., and R. H. Boyd, *J. Amer. Chem. Soc.*, **79**, 3724 (1957).
- 539. See reference 21 of reference 532 above.
- 540. G. A. Olah and T. R. Hochswender, *J. Amer. Chem. Soc.*, **96**, 3574 (1974).

The olefin metathesis reaction*

NISSIM CALDERON

The Goodyear Tire & Rubber Co., Akron, Ohio, U.S.A.

I. INTRODUCTION	914
A. Bonding in Olefin-Metal Complexes	914
B. Ligand Exchange in Olefin-Metal Complexes	917
II. EVOLUTION OF THE METATHESIS CONCEPT	919
III. CATALYSTS FOR OLEFIN METATHESIS	924
A. Heterogeneous Catalysts	924
1. Selected heterogeneous systems	925
2. Views regarding the rate-determining step	926
3. Enhancement of catalytic activity	927
B. Homogeneous Catalysts.	929
1. Catalyst components and their combinations	930
2. Procedures for catalyst preparation	932
3. The reaction of hydroxy modifiers with WCl_6	934
IV. SALIENT FEATURES	935
A. Redistribution by Transalkylidenation	935
B. Random and Non-random Distributions of Alkylidene Groups	937
1. Metathesis of acyclic vinylenic substrates	937
2. Metathesis of cycloolefinic substrates	939
C. Geometrical Isomerization in Metathesis Reactions	943
D. Structural Selectivity in Cross-metathesis Reactions	946
V. MECHANISTIC ASPECTS	948
A. Views Related to the Transition State	948
1. Quasicyclobutane transition state	949
2. Tetramethylene-metal complex	950
3. Metallocycle transition state	953

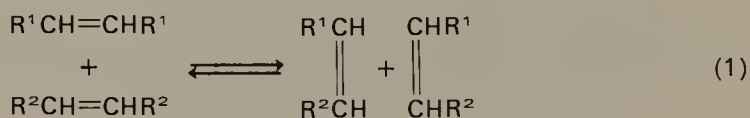
* In the present chapter the official IUPAC Nomenclature, described in *J. Polymer Sci.*, **8**, 257 (1952), was adopted for polymeric products obtained by cycloolefin metathesis, i.e. the polymerization of *cyclopentene* produces *polypentenamer*.

For the sake of simplicity, in equations involving polymeric materials (equation 11) repeat units are presented bare, eliminating the trivial inclusion of said repeat units in square brackets with subscript 'n'. Thus, polypentenamer is presented as $-\text{CH}_2\text{CH}_2\text{CH}=\text{CHCH}_2-$ and not as $[-\text{CH}_2\text{CH}_2\text{CH}=\text{CHCH}_2-]_n$.

4. Carbene-to-metallocycle	955
B. The Exchange Step	957
VI. SYNTHETIC APPLICATIONS	959
VII. CONCLUSION	962
VIII. REFERENCES	962

I. INTRODUCTION

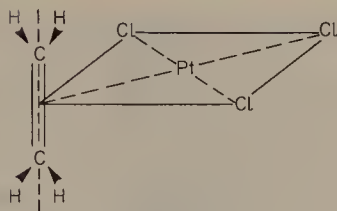
Ziegler's classic discovery of low-pressure polymerization of ethylene¹⁻³, and Natta's subsequent demonstration of the stereoregularity of polypropylene prepared by Ziegler's catalyst⁴, gave rise to an unprecedented research activity in transition metal catalysis. Curiously, the lack of a thorough understanding of the intimate electronic transformations occurring on a substrate within the coordination sphere of a metal, did not seem to hamper the experimentalist. A vast number of catalysts, capable of inducing numerous organic reactions, have been developed. Olefin metathesis is a recent addition to the long list of catalytic processes that are promoted by transition metals. Basically, it is a bond reorganization reaction characterized by the fact that the total number and type of chemical bonds remain unchanged during the transformation of reactants into products. As demonstrated later, this unique redistribution reaction proceeds by a net cleavage and reformation of carbon-to-carbon double bonds (equation 1):



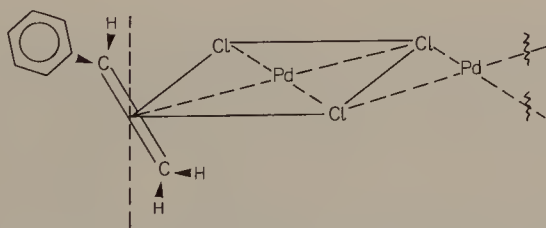
In general, no metallic compound can act as a true catalyst unless it can fulfil two prerequisites: (a) it must be able to accommodate an incoming reactant within its coordination sphere, and (b) it should provide an exchange pathway so that an outgoing product can be replaced by an incoming reactant. These are logistic requirements that must be satisfied irrespective of the exact nature of the electronic transformations that occur on the metal. Since the metathesis reaction involves olefinic substrates primarily, it is proper to include herein a brief review on bonding and interchange of olefins on transition metals.

A. Bonding in Olefin-Metal Complexes

It is clear that the bonding of olefins to metal atoms does not involve localized σ bonding. The bonding is attributed to interaction between π

FIGURE 1. Normal π -bond in $\text{K}[\text{PtCl}_3\text{CH}_2=\text{CH}_2]$

electrons in the unsaturated molecule and a hybrid orbital of the metal. The structure of several stable olefin complexes has been elucidated by X-ray diffraction studies^{5,6}. The most widely known is Zeise's salt $\text{K}[\text{PtCl}_3\cdot\text{C}_2\text{H}_4]$, wherein the coordinated double bond is normal to the plane of coordination of the metal as shown in Figure 1. In complexes of unsymmetrical olefins as well as some chelates the double bonds are not necessarily normal to the metal's plane of coordination; hence, the metal atom does not lie exactly along the direction of maximum π -electron density⁷. Dempsey and Baenziger⁶, who compared the structures of $[\text{PdCl}_2\cdot\text{C}_2\text{H}_4]_2$ and $[\text{PdCl}_2\cdot\text{C}_6\text{H}_5\text{CH}=\text{CH}_2]_2$ concluded that in the styrene complex the π -bond is somewhat distorted so that the palladium atom is closer to the terminal methylenide carbon atom (Figure 2). It is to be emphasized that subtle differences in structures of this type may play an important role in catalysis; in particular, affecting the steric course of a reaction.

FIGURE 2. Distorted π -bond in $[\text{PdCl}_2\text{C}_6\text{H}_5\text{CH}=\text{CH}_2]_2$

The current metal-olefin bonding concept was developed by Dewar⁸ and Chatt and Duncanson⁹. It is illustrated schematically in Figure 3. The bond consists of two parts: (a) a σ -overlap of the π -electron density of the olefin with an unfilled acceptor orbital on the metal, and (b) a 'back donation' of electron density from a filled d_{xy} or other d_π - p_π hybrid orbitals into the π^* antibonding orbitals of the carbon atoms. Measurements of the C—C bond length, which have been carried out in several complexes, are in the 1.40–1.47 Å range compared with 1.34 Å for a typical uncomplexed C=C bond. This supports the contention that an overall weakening of the double bond occurs as a result of coordination.

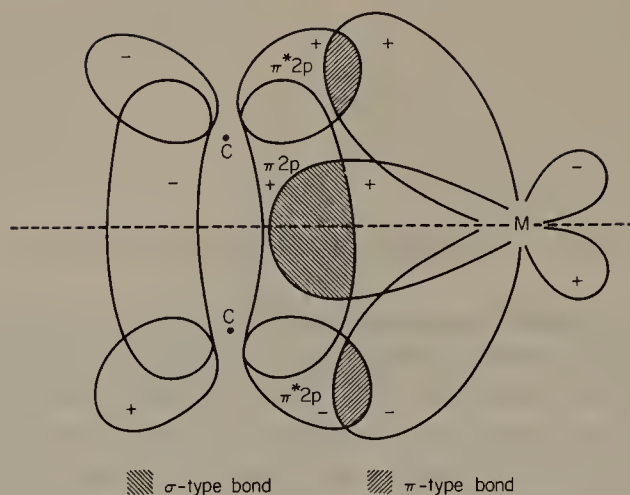
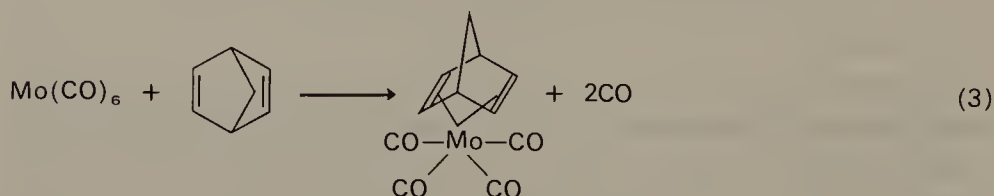
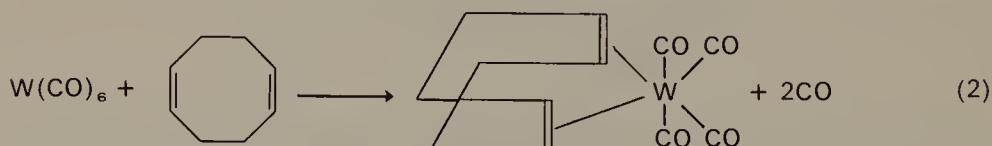


FIGURE 3. Olefin-metal bond in transition metal complexes with olefinic substrates.

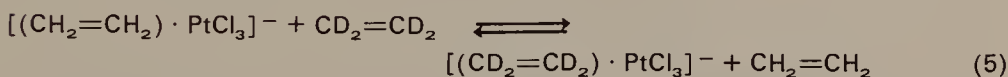
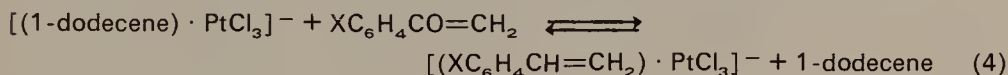
The stability of olefin-metal coordination compounds varies substantially. Metals such as Pt, Pd, and Rh do form complexes with simple olefins that are quite stable and these can be isolated and characterized. Metals that form highly effective metathesis catalysts, e.g. W and Mo, are known to form stable π -complexes only with bidentate ligands, and these are limited to zero valent states. Equations 2 and 3 illustrate examples of such complexes:



Neither tungsten hexacarbonyl or its molybdenum analogue form stable, isolable, complexes with simple olefins. Tungsten and molybdenum at high oxidation states do not form stable π -complexes with 1,5-cyclooctadiene or norbornadiene.

B. Ligand Exchange in Olefin–Metal Complexes

As stated earlier, as a prerequisite for a metal to be catalytically active it must provide a pathway for the exchange of reactants with products on the reaction site. Early studies regarding olefin displacement reactions were conducted on stable platinum complexes, analogues of Zeise's salt, $K[CH_2=CH_2 \cdot PtCl_3]^{10,11}$. Joy and Orchin¹¹ noted that equilibria are attained in a matter of minutes at room temperature in the reactions:



Further studies of this reaction were carried out by Cramer^{12,13}, who elegantly demonstrated that although certain metal–olefin complexes are thermodynamically stable, their respective olefinic ligands are kinetically labile and subject to a rapid interchange.

Free ethylene was not detected in the gas phase over a solution of $(C_2H_4)_2 \cdot Rh \cdot Acac$ when heated to 80 °C. However, when the solution of the acetyl acetone complex was treated with C_2D_4 a rapid exchange was observed according to equation 6:

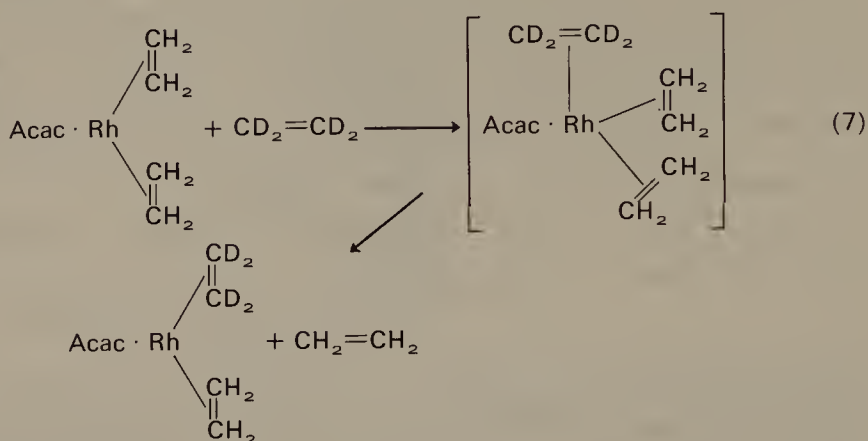


Kinetic study of this process revealed that: (a) the exchange rate increased upon addition of ethylene, suggesting a bimolecular reaction; and (b) the average lifetime of a coordinated ethylene molecule on Rh^I is less than 10^{-4} sec at 25 °C.

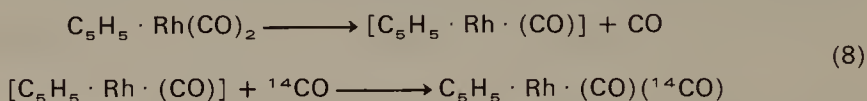
In a corresponding study with the π -cyclopentadienyl complex, $(C_2H_4)_2 \cdot Rh \cdot C_5H_5$, it was found that no exchange of coordinated C_2H_4 and free C_2D_4 occurred in 5 h at 100 °C, conditions far more rigorous than those employed in the acetyl acetone complex.

Cramer rationalized the marked difference in exchange capability of the two complexes by imposing an S_N2 mechanism for the exchange step. In forming coordination bonds with Rh^I , the π -cyclopentadienyl group contributes six electrons and the two ethylene molecules two electrons each. Hence, Rh^I ($4s^2, 4p^6, 4d^8$) acquires ten electrons and attains the Xe inert gas configuration. On the other hand, the chelated acetyl acetone group and two ethylenes contribute a total of eight electrons—two electrons short of the inert-gas configuration. Thus Rh^I in $(C_2H_4)_2 \cdot Rh \cdot Acac$ can accommodate an incoming olefin molecule to form an activated

complex for an S_N2 exchange (equation 7), while the analogous cyclopentadienyl complex $(C_2H_4)_2 \cdot Rh \cdot C_5H_5$ cannot exchange olefins by the same mechanism.



A priori one cannot exclude a dissociative ligand-exchange mechanism prevailing in coordination compounds other than those mentioned above. In fact, Cramer¹² demonstrated that $C_5H_5 \cdot Rh \cdot (CO)_2$ undergoes exchange with ^{14}CO by a dissociative mechanism:

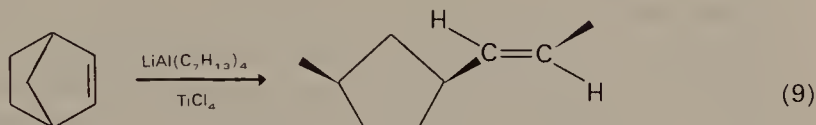


Carbon monoxide was found to displace ethylene from $(C_2H_4)_2 \cdot Rh \cdot Acac$ but not from $(C_2H_4)_2 \cdot Rh \cdot C_5H_5$; alternately, ethylene did not displace CO from $C_5H_5 \cdot Rh \cdot (CO)_2$.

The relevance of ligand exchange mechanisms to catalysis in general, and to the olefin metathesis reaction in particular, is clear. While most of the research attention has been directed towards the elucidation of the transition state in the metathesis reaction, little has been focused on the logistics feature of the process. An outstanding feature of certain metathesis catalysts is their capacity to execute the reaction at very low catalyst levels. Extremely fast rates at [olefin/metal] ratios of $1-4 \times 10^4$ range and higher are quite common with a variety of tungsten-based catalysts. These may reach equilibrium at room temperature in a matter of seconds. Such reaction rates could not be realized if an efficient route did not exist for the exchange of incoming and outgoing olefin molecules on the active catalyst site of the metal.

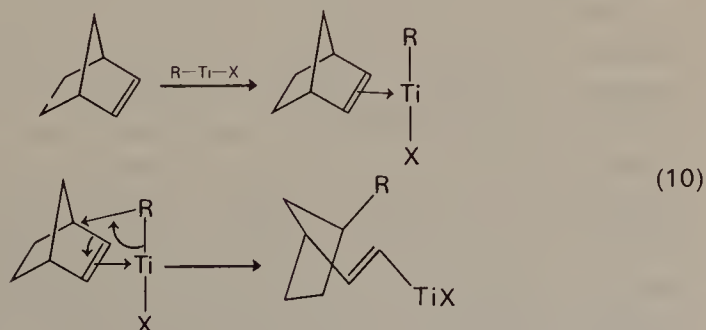
II. EVOLUTION OF THE METATHESIS CONCEPT

Probably the first citation of a metathesis reaction catalysed by a transition metal dates back to 1955. In a U.S. patent issued to Anderson and Merckling¹⁴, a ring-opening polymerization process of bicyclo[2.2.1]-hept-2-ene using a Ziegler-type catalyst, was disclosed (equation 9):



Truett and coworkers¹⁵ have subsequently demonstrated that the polymer had an intense band at $10.37 \mu\text{m}$ suggesting a substantial presence of *trans*-vinylene type of unsaturation. The band disappeared upon reactions with reagents such as perbenzoic acid, performic acid, and bromine. Ozonization of the polymer furnished 1,3-cyclopentane dicarboxylic acid. The spectrum of the di-*p*-bromophenacyl ester derivative of the diacid indicated that the ester groups had a *cis* configuration in relation to the plane of the ring. Hence, Truett and coworkers concluded that the bicyclo[2.2.1]hept-2-ene polymer had a structure comprised of 1,3-*cis* substituted cyclopentane rings which are interconnected by *trans*-vinylene groups (equation 9).

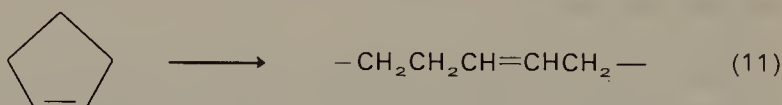
Judging from the mechanism proposed for the polymerization, it is apparent that the early researchers did not recognize the fact that their polymerization proceeds by an entirely new and novel chemistry, namely a ring-opening by cleavage of $\text{C}=\text{C}$ bonds. Truett postulated a mechanism wherein the active catalyst is a species having titanium in a valence state lower than IV—designated RTiX for simplicity. The proposed process



involves a coordination of the bicyclic monomer with the reduced titanium, followed by a rearrangement step which is thought of as a concerted process (equation 10).

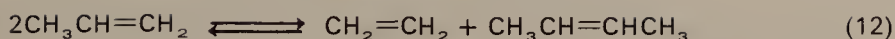
As the cleavage of α carbon-to-carbon bond occurs, the R—Ti bond breaks and a new carbon-to-carbon bond is formed between R and the α carbon. The scheme offers a propagation mode involving a net cleavage and reformation of the single bond adjacent to the double bond. Truett conceded that his scheme does not lend itself to a good understanding of the experimentally established inversion of the hydrogens on the double bond from *cis* to *trans*. However, the proposed mechanism accounted for the *cis*-1,3-stereochemistry of the cyclopentane rings in the polymer.

Expanding on Anderson and Merckling¹⁴, Eleuterio¹⁶ disclosed an additional catalyst combination capable of inducing ring-opening polymerization of a variety of cycloolefins. Using a catalyst prepared from a supported molybdenum oxide on alumina, which was activated by a hydrogen reduction and further reacted with LiAlH_4 , dicyclopentadiene, dihydrodicyclopentadiene (5,6-trimethylenebicyclo[2.2.1]hept-2-ene), and bicyclo[2.2.1]hept-2-ene were all readily polymerized by a ring-opening route. In addition to these highly strained ring systems, Eleuterio demonstrated that cyclopentene can undergo ring-opening to form the unsaturated high molecular weight polypentenamer:

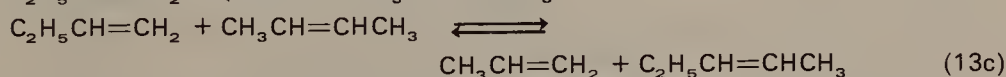
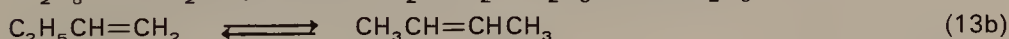
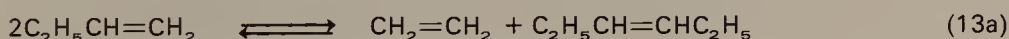


The i.r. spectrum of the polypentenamer indicated a mixed *cis* and *trans* vinylene unsaturation. The system was very inefficient yielding 4% product in 6 h at 100 °C.

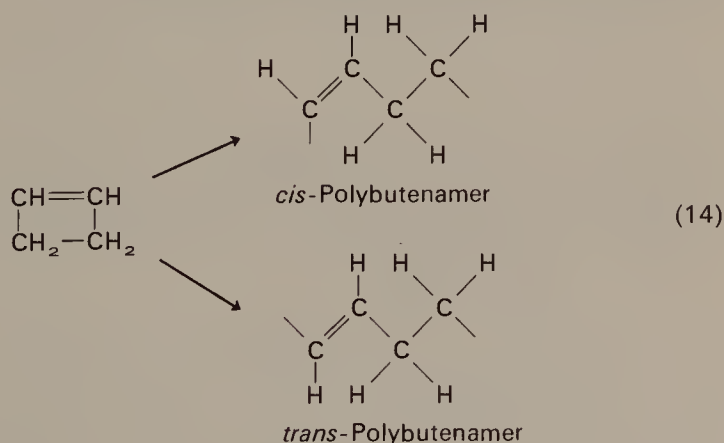
In a research discipline far removed from polymer chemistry a significant accomplishment was realized. Banks and Bailey¹⁷ reported their results on olefin disproportionation in which linear olefins were converted to homologues of shorter and longer carbon chains. Catalysts for the reaction consisted of $\text{Mo}(\text{CO})_6$, $\text{W}(\text{CO})_6$, and MoO_3 supported on alumina. The process, as originally described, was conducted at elevated temperatures (c. 100–250 °C) by passing the olefin feed over a stationary bed of the activated catalyst. Table 1 presents some typical data on the products distribution of various α -olefins which were disproportionated over $\text{Mo}(\text{CO})_6$ -alumina catalyst at 120 °C. The data indicate that for the propylene feed the reaction is quite clean; almost equimolar amounts of ethylene and butene are formed according to equation (12):



For higher α -olefins the product distributions indicate that, in addition to the redistribution process, a side reaction involving isomerization by double-bond migration takes place. If butene-1 is cleanly disproportionated one should observe only two new products in the effluent stream, namely, ethylene and hexene-3. As shown in Table 1, substantial amounts of propylene and pentenes were observed in addition to the expected ethylene and hexene-3. Banks and Bailey accounted for these results by assuming isomerization by double-bond migration side reaction (equation 13b) occurring concurrently with the redistribution (equations 13a and 13c):



In the early sixties, Natta and coworkers^{18,19} reported the successful ring-opening polymerization of cyclobutene employing Ziegler-type catalysts. By choice of proper catalyst combination and adjustment of reaction conditions, cyclobutene was polymerized to high *cis*- or high *trans*-polybutenamer.



This work was later expanded to include RuCl_3 in polar media catalysts²⁰. Table 2 summarizes these polymerization results.

In 1964 Natta's group carried out the ring-opening polymerization of cyclopentene and was able to prepare high *cis*- and high *trans*-poly-pentenamer²¹. Reasonable yields were obtained at very mild reaction

TABLE 1. Disproportionation of α -olefins over $\text{Mo(CO)}_6\text{-Al}_2\text{O}_3$ catalyst^a

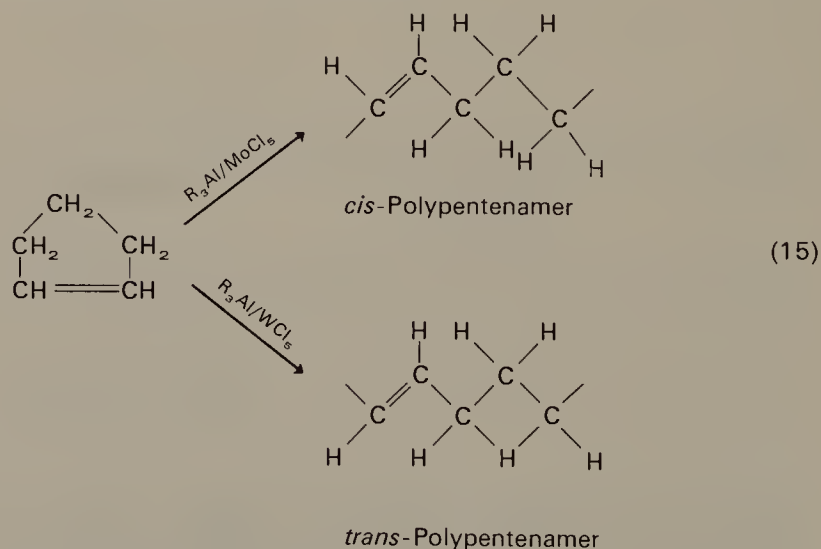
Effluent products distribution (mol-%)	Propylene	Butene-1	Pentene-1	Hexene-1
Ethylene	42	8	2	5
Propylene	—	34	21	13
Butenes	55	—	27	12
Pentenes	2	18	—	15
Hexenes	1	32	27	—
C ₇ +		8	23	55

^a Data from Reference 17.

TABLE 2. Cyclobutene polymers by transition metal catalysts

Catalyst system	Polymer structure	Reference
$\text{TiCl}_4/\text{Et}_3\text{Al}/n\text{-heptane}$	Predominantly <i>cis</i> -polybutenamer	18
$\text{TiCl}_4/\text{R}_3\text{Al}/\text{toluene}$	Predominantly <i>trans</i> -polybutenamer	19
$\text{MoCl}_3/\text{Et}_3\text{Al}/\text{toluene}$	Predominantly <i>cis</i> -polybutenamer	19
$\text{RuCl}_3/\text{H}_2\text{O}$	Mixed <i>cis</i> - and <i>trans</i> -polybutenamer	20
$\text{RuCl}_3/\text{EtOH}$	<i>trans</i> -Polybutenamer	20

conditions, employing catalysts derived from WCl_6 or MoCl_5 in combination with organoaluminium compounds.



This disclosure triggered an avalanche of research activity on cycloolefin ring-opening polymerization.

There are no indications that at time of disclosure Banks and Bailey or Natta's group appeared to recognize that their discoveries were indeed special cases of an entirely new metal-catalysed reaction. In fact Natta and coworkers, in their early discussions of the mechanism of ring-opening polymerization, contended that the polymerization proceeds via α -scission; that is, a propagation process wherein the single bond adjacent to the double bond of the cycloolefinic ring undergoes cleavage.

In a U.S. patent application filed in 1966 and in subsequent publications Calderon and coworkers²²⁻²⁴ reported their results related to the metathesis of acyclic olefins with tungsten-based homogeneous catalysts. When an acyclic olefin was treated with a catalyst derived from WCl_6 (or the product of the reaction of equimolar amounts of WCl_6 and an alcohol) and an organoaluminium compound a unique metathetic transformation occurred (equation 16):



The reaction proceeded rapidly under mild conditions. No detectable degree of isomerization by double-bond migration was observed. Thus in the metathesis of 2-pentene only two new products were obtained, 2-butene and 3-hexene. The reaction was found to be thermodynamically controlled, and at equilibrium a 1:2:1 molar ratio for 2-butene:2-pentene:3-hexene prevailed. Calderon and coworkers further demonstrated that the reaction proceeds by a transalkylidenation route; in other words, a bond reorganization process consisting of scrambling of alkylidene moieties.

The contribution of this work to the evolution of the olefin metathesis concept was significant. First, it confirmed the notion that the seemingly unrelated olefin disproportionation and cycloolefin polymerization reactions are special cases of an entirely new transition-metal-catalysed reaction. Second, it pointed to the fact that a macrocyclization process accompanies cycloolefin metathesis.

The synthetic applications of olefin metathesis are numerous. The applicability of the reaction in areas such as enhancing the market value of petrochemical streams is obvious. Various cycloolefins can be converted into their respective high molecular weight polymers. These polymers may possess properties ranging from amorphous elastomeric to crystalline plastics. The macrocyclization scheme provides large-ring carbocyclic compounds. By proper selection of reaction conditions (high dilutions) it was shown that the metathesis of cycloolefins affords high yields of macrocyclic compounds²⁵. Of special interest is the cyclic dimer of

cyclooctene—1,9-cyclohexadecadiene—which is convertible to the respective musk-like ketone. Formation of catenanes has been also demonstrated by the olefin metathesis reaction. Preparation of perfectly alternating copolymers, graft copolymers, and the syntheses of dienes, trienes and other polyenes have all been accomplished by the olefin metathesis reaction. These are to be described in forthcoming sections of this chapter.

III. CATALYSTS FOR OLEFIN METATHESIS

A wide variety of metallic derivatives have been claimed to be active metathesis catalysts. The bulk of these disclosures is contained within the patent literature. It is convenient to classify these catalysts into two main categories: (a) heterogeneous catalysts—transition metal oxides or carbonyls deposited on high surface area supports, and (b) homogeneous catalysts—transition metal salts or coordination compounds in combination with selected organometallic derivatives or Lewis acids. Preparative procedures and optimization of metathesis catalysts vary substantially. Generally, homogeneous catalysts are capable of inducing the reaction under extremely mild conditions, while heterogeneous catalysts are effective at elevated temperatures. The systems complement each other in certain respects. In applications such as olefin interconversions, a solid-bed type catalyst renders itself to a continuous flow type process which is quite common in petrochemical operations. On the other hand in a cycloolefin metathesis, where the product is a high molecular weight material that is adversely affected by exposure to high temperatures, it is advantageous to carry out the reaction in the presence of a diluent and use a homogeneous catalyst which is effective under mild reaction conditions.

Numerous metals have been claimed to exhibit metathesis catalytic activity in either heterogeneous or homogeneous systems. By far the most important ones are tungsten, molybdenum, and rhenium. Most of these disclosures are in the patent literature and have been summarized in a recent review by Bailey²⁶.

A. Heterogeneous Catalysts

Supported heterogeneous catalysts are comprised of two main components: (a) a high-surface-area refractory material, such as Al_2O_3 or SiO_2 , and (b) a promoter, such as WO_3 , Re_2O_7 , MoO_3 , or the respective carbonyls of tungsten and molybdenum. Often, a third component is

incorporated for the purpose of minimizing 'coking', improving reactivity, or reducing side reactions. The exact role of each component in a given catalyst is not easily distinguished as most combinations have been developed empirically.

1. Selected heterogeneous systems

A typical heterogeneous catalyst is prepared by impregnating the alumina support with aqueous solution of ammonium meta-tungstate, drying and activating the catalyst at 500–600 °C for about 5 h, where the meta-tungstate decomposes to tungsten oxide on the surface of the support. The high-temperature activation can be carried in air or in the presence of an inert gas such as nitrogen. Molybdena–alumina catalysts are prepared similarly by calcination of alumina which is impregnated with ammonium molybdate.

In the early metathesis studies of Banks and Bailey¹⁷, a cobalt molybdate catalyst was employed. A typical $\text{CoO}-\text{MoO}_3-\text{Al}_2\text{O}_3$ catalyst had the properties and composition listed in Table 3.

The role of the CoO has been reported as to minimize coking of the catalyst. Bradshaw and coworkers²⁷, who used a cobalt modified molybdena catalyst in metathesis studies of various olefins, reported a substantial degree of isomerization by double-bond migration. They were able to minimize this side reaction by treating the impregnated catalyst with a solution of sodium bicarbonate prior to activation. It has been claimed that the effectiveness of alkaline ions in improving the reaction selectivity with molybdenum catalysts follows the order: $\text{Cs} > \text{Rb} > \text{K} > \text{Na}$. It has also been reported that treatment of the alumina support with a strong acid, prior to impregnation with the promoter, improved the overall activity of the catalyst.

The catalyst described in Table 3 demonstrated a high efficiency for the disproportionation of propylene at 205 °C. In contrast, WO_3 catalysts

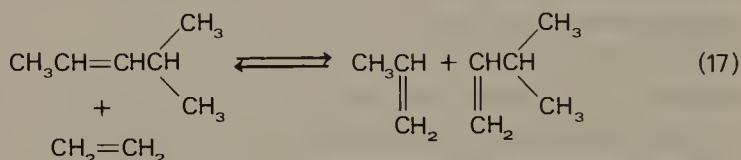
TABLE 3. Properties and composition of $\text{CoO}-\text{MoO}_3-\text{Al}_2\text{O}_3$ catalyst^a

Surface area (m^2/g)	284
Pore diameter (average) (\AA)	82
Composition (wt-%)	
CoO	3.4
MoO_3	11.0
Al_2O_3	85.6

^a Data from Reference 26.

(3% WO_3 on silica) exhibit a high catalytic activity at higher temperatures than the $\text{CoO-MoO}_3\text{-Al}_2\text{O}_3$ combination. Thus the maximum conversion of propylene into ethylene and butene was attained only at 427°C , but the reaction was found to be highly selective, forming only minor amounts of side reaction products.

Heterogeneous catalysts based on rhenium oxide (1–20% Re_2O_7 on Al_2O_3) have been gaining popularity recently, owing to their high activity at relatively mild reaction conditions, high selectivity, and their resistance to catalytic poisons. Butene-1 is readily converted into ethylene and hexene-3 with a selectivity of 95% at a temperature as low as 25°C ²⁹. Rhenium-based catalysts were found very suitable in cross metathesis reactions of ethylene with higher olefins. For example, the preparation of 3-methylbutene-1 and propylene from ethylene and 4-methylpentene-2 is carried out at atmospheric pressure and $\sim 100^\circ\text{C}$ with an excellent yield and no side reactions²⁹:



Olefinic substrates that are prone to electrophilic attack by acidic reagents, e.g. isobutylene, can be metathesized cleanly with Re_2O_7 catalysts.

2. Views regarding the rate-determining step

The dependence of reaction rates on propylene pressure, in its metathesis over $\text{WO}_3\text{-SiO}_2$ catalyst, led Begley and Wilson³⁰ to the conclusion that the reaction proceeds by the interaction of an adsorbed propylene molecule with another molecule from the gaseous state (Rideal model), rather than an interaction of two adsorbed molecules on the catalyst surface (Langmuir–Hinshelwood model). The results for the Rideal model suggested that the catalyst surface was saturated at high pressures (20–60 atm) and the rate of reaction at a fixed temperature was determined by the rate at which the reactive molecules struck the surface sites. Davie, Whan, and Kemball³¹, who studied the kinetics of propylene metathesis over a supported molybdenum hexacarbonyl on alumina catalyst, concluded that the rate controlling step is a surface reaction between two adjacently adsorbed propylene molecules (Langmuir–Hinshelwood

model). The apparently contrasting conclusions of the two kinetic studies could be accommodated if one takes into consideration the fact that the later study was carried out at a temperature range which is considerably lower than Begley and Wilson's.

Davie, Whan, and Kemball³¹ conducted spectroscopic studies on their $\text{Mo(CO)}_6\text{-Al}_2\text{O}_3$ catalyst in order to elucidate the nature of the active species. The catalyst, as prepared by impregnation, is simply supported Mo(CO)_6 . However, during the activation procedure of heating the material under vacuum at an elevated temperature, a loss of carbon monoxide was detected. This was accompanied by a yellow coloration of the solid catalyst. Infrared spectroscopy confirmed a loss of symmetry which is explainable by removal of carbon monoxide. Davie, Whan, and Kemball proposed that the production of a fully active catalyst involves the loss of probably two or more carbonyl groups and their eventual replacement by propylene molecules to form a species of the general formula $\text{Mo(CO)}_x(\text{C}_3\text{H}_6)_{6-x}$, where the value of x is less than 6 and probably 3 or 4. Aside from the observation of CO loss during activation, no solid evidence has been provided for the existence of $\text{Mo(CO)}_x(\text{C}_3\text{H}_6)_{6-x}$.

Quantitative analyses for molybdenum assay in various catalysts, before and after activation, suggested the existence of a saturation point for molybdenum sites on the alumina surface. It was calculated that the apparent area per molybdenum atom at the saturation point is 340 \AA^2 .

3. Enhancement of catalytic activity

It was mentioned earlier that treatment of the alumina support with a strong acid, prior to impregnation with the promoter, improved the overall activity of the $\text{MoO}_3\text{-Al}_2\text{O}_3$ catalyst. There have been several reports concerning various techniques on how to modify heterogeneous catalysts in order to enhance their reactivity. Pennella and Banks³² discovered that by mixing small amounts (1–4 mol-%) of chelating polyenes with the olefinic feed a marked improvement in metathesis efficiency is realized. Figure 4 illustrates this effect for the metathesis of propylene over $\text{WO}_3\text{-SiO}_2$ catalyst at 500°C and atmospheric pressure. The addition of hydrocarbons such as octane or benzene do not affect the efficiency of the process. Dienes such as 1,5-hexadienes and dicyclopentadiene improve the catalyst performance somewhat, while the strongly chelating polyenes, such as 1,4-cyclohexadiene, 1,5,9-cyclododecatriene, 1,3- and 1,5-cyclooctadiene, display a marked enhancement of catalyst efficiency. The role of the chelating polyenes is not well understood. Pennella and Banks speculated

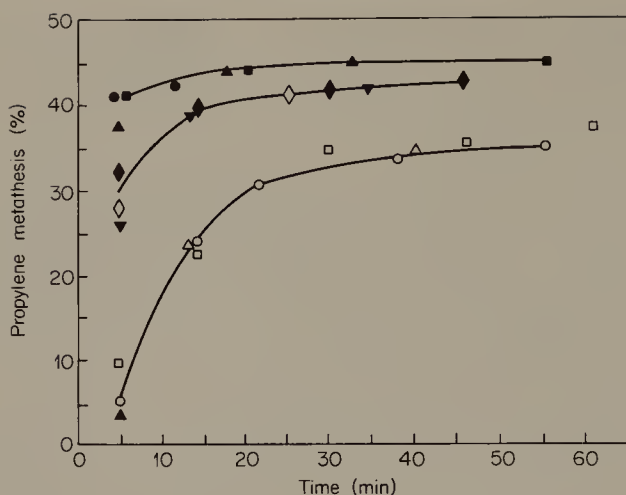


FIGURE 4. Effect of bidentate ligands on propylene metathesis: (○) control; (□) *n*-octane; (△) benzene; (◇) 1,5-hexadiene; (◆) dicyclopentadiene; (●) 1,5-cyclooctadiene; (■) 1,3-cyclooctadiene; (▲) 1,5,9-cyclododecatriene; (▼) 1,4-cyclohexadiene (Reference 32).

that the polyenes bring in additional active metathesis sites by complexation with metallic species which are otherwise inactive. This implies that the polyene is a ligand coordinated to the active site, which raises the question why does not the polyene itself undergo metathesis?

Henrici-Olivé and Olivé³³ conducted a careful study on the effects of O_2 and CO atmospheres during catalyst activation. A catalyst batch was prepared by the usual impregnation of Al_2O_3 with ammonium molybdate and activated at 500 °C for 8 h in an O_2 stream. A second catalyst was prepared as the first but it was subsequently reduced at 500 °C with CO for 3 h and flushed with argon before use. Magnetic measurements carried out on the two catalyst modifications revealed that the oxidized catalyst was diamagnetic while the reduced one was paramagnetic. Evaluation of the magnetic susceptibility data yielded 0.45 unpaired electrons per molybdenum atom, which was interpreted as assuming that 50% of the molybdenum ions were reduced from Mo^{VI} to Mo^V by the CO treatment. When the two catalysts were compared in propylene and butene-1 metathesis, under exactly identical reaction conditions, the reduced $MoO_3-Al_2O_3$ was eight-times more reactive than the oxidized version.

Henrici-Olivé and Olivé prepared a series of Ti-Mo bimetallic catalysts by first impregnating the alumina support with $Ti(OC_4H_9)_4$ and oxidizing it (8 h, 500 °C) in an air stream, followed by a second impregnation with ammonium molybdate, oxidizing, and finally activated by reduction with

CO as described above. The reduced bimetallic catalysts were paramagnetic and demonstrated an enhanced metathesis activity as compared with catalysts containing either metal alone. Table 4 presents data which demonstrates that for a given concentration of Mo an increase in activity is experienced with increase in Ti concentration, with all other variables constant.

TABLE 4. Bimetallic catalysts in the metathesis of butene-1^a

Run	[Mo] ^b × 10 ³	$\frac{\text{Ti}}{\text{Mo}}$	<i>V</i> ^c	Conversion (mol-%) ^d
1	0.1	0	0.24	0.3
2	0.1	1.9	0.24	3.4
3	0.1	9.5	0.24	11.5
4	0.1	19.0	0.24	22.4


^a Data from Reference 33, carried out at 68 °C

^b g-atom/g catalyst

^c Flow rate *V* in mol of butene-1/(min × g-atom Mo)

^d Products in effluent other than butene-1.

A comparison of the e.p.r. spectra of the titanium modified and unmodified catalysts reveals different line shapes and *g*-values of the e.p.r. signals, indicating that the environment of the Mo ions changes when titanium is incorporated in the catalyst. Henrici-Olivé and Olivé concluded that an active site in the bimetallic catalyst is a species having Ti^{IV}–Mo^V composite, such as:



Since TiO₂ is substantially more basic than MoO₃, it was proposed that TiO₂ acts as an electron donor in the bimetallic complex thus increasing the electron density on Mo. This will result in a weakening of the π -bonding of the olefin molecules to the metal which will enhance the rate of exchange of incoming and outgoing olefins on the active site and thus increase the overall reaction rate. It has been proposed³⁴ that the rate-determining step in olefin metathesis is the exchange step rather than the transalkylation step—this will be discussed elsewhere in the chapter.

B. Homogeneous Catalysts

Homogeneous metathesis catalysts are comprised of: (a) tungsten or molybdenum salts or their respective coordination compounds; (b) certain

organometallic compounds derived from groups IA, IIA, IIIB, and IVB metals, and optionally a third component (c) which can be an oxygenated compound such as alcohol, ether, organic acid, peroxide, water, and molecular oxygen. In certain combinations Lewis acids have been employed as complete replacements for the organometallic component. In others, a Lewis acid was incorporated in conjunction with the organometallic component. Three main factors govern the reactivity of a homogeneous catalyst towards the metathesis of any given olefinic substrate. First, a selection of a proper combination of catalyst components is necessary. Second, the molar ratio of the respective components ought to be optimized. Third, a suitable catalyst mixing procedure must be established in order to obtain optimum results.

Metathesis by homogeneous catalysts are often conducted in the liquid phase in neat form or in the presence of solvent. Suitable are aliphatic and aromatic hydrocarbons, chlorinated solvents, and any other diluents that do not adversely deactivate the catalyst. Protic solvents, ethers, esters, amines and the like decompose the catalyst and cannot be used as media for olefin metathesis. As a rule, metathesis experiments must be conducted under an inert atmosphere minimizing exposure to air and moisture. Solvents and reactants must be dried rigorously prior to introduction of catalyst. Although oxygen and moisture, in controlled amounts, may act beneficially in rendering an improved catalyst activity, excess amounts of these polar agents may poison the system altogether.

1. Catalyst components and their combinations

Table 5 lists in three classes the various components which have been employed in preparing homogeneous metathesis catalysts. By no means is this list exhaustive. One must appreciate the hard task facing the experimentalist who wishes to define the 'best' catalyst combination for the metathesis of a given olefinic substrate. The number of combinations and permutations is almost endless. Further, for any given three-component combination one must establish an optimum molar ratio of the respective constituents. Are there any guidelines that may shorten this type of a screening programme? Regretfully, no. Consequently, to present a case-by-case review of homogeneous metathesis citations would not contribute to a better understanding of the reaction. Rather, particular cases will be dealt with in order to point out a salient feature of the reaction. Of course, this approach may leave out a substantial number of contributions.

A most suitable catalyst for the metathesis of acyclic internal olefins is $\text{RAlCl}_2/\text{WCl}_6/\text{C}_2\text{H}_5\text{OH}$ at an Al/W/O molar ratio of 4/1/1. This catalyst

TABLE 5. Catalyst components for homogeneous metathesis

Transition metal derivatives	Organometallics or Lewis acids	Modifiers
WCl ₆ , WCl ₅ , WCl ₄	RLi, RMgCl, R ₂ Mg	O ₂ , H ₂ O, ROH
WOCl ₄ , WBr ₅ , WF ₆	R ₃ Al, R ₂ AlCl, R ₃ Al ₂ Cl ₃	RCOOH, RCOOR, RCOR
W(CO) ₆ , W(π -allyl) ₄	AlCl ₃ , AlCl ₂ , AlCl ₃ , R ₂ Zn	RCOH, RSH, RNH ₂
WCl ₂ (Py) ₂ (NO) ₂ , MoCl ₅	R ₄ Sn, R ₂ Hg	
MoCl ₂ (Py) ₂ (NO) ₂		

is quite sluggish for the metathesis of α -olefins, but works well in cross-metathesis reactions of α -olefins with internal olefins³⁵. An extensive discussion on this peculiar behaviour is presented elsewhere in this chapter. The same catalyst is very effective in the polymerization of a variety of cycloolefins, in particular cyclooctene, 1,5-cyclooctadiene, cyclododecene, and 1,5,9-cyclododecatriene. For the polymerization of cyclopentene a slight modification of the catalyst, where a chlorinated alcohol is employed in place of ethanol, leads to a much improved catalytic activity³⁶. Suitable homogeneous catalysts for the metathesis of α -olefins are derived from MoCl₂(Py)₂(NO)₂ and WCl₂(Py)₂(NO)₂ in combinations with organoaluminium halides^{37,38}. Best results on the metathesis of terminal olefins were obtained with the molybdenum analogue and organoaluminium sesquihalides. Catalysts derived from MoCl₅ have a limited scope of applications. These are essentially inactive on internal or terminal acyclic olefinic substrates. A catalyst derived from R₃Al/MoCl₅ demonstrated a fair catalytic activity towards the ring-opening polymerization of cyclobutene and cyclopentene^{19,21}, but was found completely inactive on seven-membered or larger ring size cycloolefins. The polymer produced from cyclopentene by the R₃Al/MoCl₅ catalyst is of high *cis* structure. This is one of a few cases where the metathesis reaction proceeds stereospecifically. An additional combination capable of polymerizing cyclopentene into high *cis*-polypentenamer is R₂AlCl/WF₆³⁶.

In preparing homogeneous metathesis catalysts, organoaluminium derivatives are generally superior to other organometallic compounds. Thus, RAlCl₂/WCl₆ or R₂AlCl/WCl₆ are substantially more active combinations than RLi/WCl₆ or R₂Zn/WCl₆. The performance of the latter systems can be vastly improved by a further addition of AlCl₃. The activity of the binary C₄H₉Li/WCl₆ catalyst system³⁹ was increased by at least 100-fold when an equimolar amount of AlCl₃ was added to the reaction (Li/W/Al molar ratio of 2:1:1)⁴⁰. The role of the aluminium component appears to be multipurpose. The organoaluminium compound

probably acts as a reducing agent as well as a complexing agent with the transition metal component of the catalyst. It has been shown⁴⁰ that WCl_4 , obtained by reduction of WCl_6 with H_2 at high temperatures, is not an active metathesis catalyst; however, in combination with AlCl_3 (Al:W molar ratio of 2–4/1), a highly active catalyst was obtained. In addition, metathesis catalysts of fair activity are obtainable from $\text{AlCl}_3/\text{WCl}_6$ and $\text{AlBr}_3/\text{WCl}_6$ combinations^{40,41}.


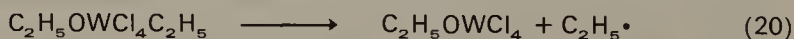

Recent work connected with cyclopentene polymerization reported the substitution of the organoaluminium component with organotin yet maintaining an ultra high active catalyst⁴². In this specific report ether has been used as a catalyst modifier.

2. Procedures for catalyst preparation

A dilute solution of WCl_6 (0.05 M) in an aromatic solvent, e.g. benzene, chlorobenzene, is treated with an equimolar amount of neat ethanol under a N_2 atmosphere. During this step, which presumably affords $\text{WCl}_5\text{OC}_2\text{H}_5$, a colour change from dark violet to red burgundy is observed. The reaction is accompanied by the evolution of a stoichiometric amount of HCl ⁴³. The moderately stable $\text{WCl}_5\text{OC}_2\text{H}_5$ slowly decomposes into $\text{C}_2\text{H}_5\text{Cl}$ and an orange crystalline precipitate, presumably WOCl_4 ⁴⁴.

The organoaluminium component is handled separately as a solution in a hydrocarbon solvent. It is not recommended to preform and store as a single reagent the organoaluminium and the alcohol-modified tungsten hexachloride. When these come in contact, an active metathesis catalyst is formed instantaneously, and the activity decays at a moderate rate⁴⁵. Therefore, it is best to introduce the two components into the reactant mixture consecutively.

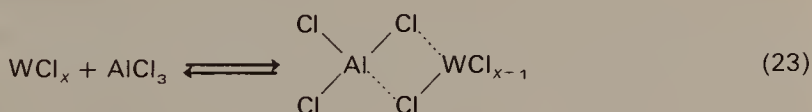
By analogy with classical Ziegler–Natta catalysts⁴⁶, the following sequence of reactions is postulated:



The formation of ethane and ethylene during the reaction of $\text{C}_2\text{H}_5\text{OWCl}_5$ and $\text{C}_2\text{H}_5\text{AlCl}_2$ has been confirmed experimentally⁴⁰. A similar sequence

of reactions as equations 19–22 may reduce the pentavalent tungsten further to form $C_2H_5OWCl_3$. Additionally, pentavalent tungsten may undergo disproportionation into a mixture of hexa- and tetravalent tungsten species.

During the reduction processes described above $AlCl_3$ is being formed. Earlier it was mentioned that $AlCl_3$ displays a co-catalytic activity. One may speculate that the reduced tungsten species may associate via μ -chloride bonding with $AlCl_3$ (equation 23) wherein the aluminium and tungsten are interconnected by bridging chloride ligands, and/or display acid–base type equilibria (equation 24)



The sequence of reactions presented in equation 19–24 suggests that the formation of active sites involves removal of chloride ions from the coordination sphere of the metal, thus providing vacant sites for the incoming olefinic ligands. This can be accomplished either by a reduction sequence (equations 19–20) or by an acid–base equilibrium (equation 24) or both. In either case the role of the aluminium component is important. It may be further speculated that, by association via μ -chloride bonding (equation 23) the aluminium component retards the oligomerization tendencies of reduced tungsten chlorides.

A sequence similar to equations 19–22 was proposed for the reaction of WCl_6 with $(C_2H_5)_4Sn^{42}$.

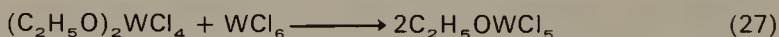
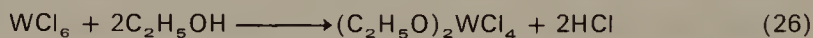


Grahlert and Thiele⁴⁷, who studied this reaction at $-30^\circ C$, claimed that the green unstable $C_2H_5WCl_5$ intermediate can be stabilized by complexation with strong N-donors, e.g. 2,2'-bipyridine. Pampus and co-workers⁴², using n.m.r. spectroscopy ($H = 220$ MHz) in combination with g.l.c., were able to demonstrate that at $-30^\circ C$ approximately 50% of the reacted ethyl radicals are bound to tungsten while the rest undergo disproportionation into ethane and ethylene. They further suggested the formation of $C_2H_5WCl_4$ by a synchronous or a step-by-step mechanism. Unlike $C_2H_5WCl_5$, $C_2H_5WCl_4$ can be stabilized by weak donors, especially ethers. In absence of olefinic substrates, solutions of ether-stabilized $C_2H_5WCl_4$ in chlorobenzene are moderately stable (10%

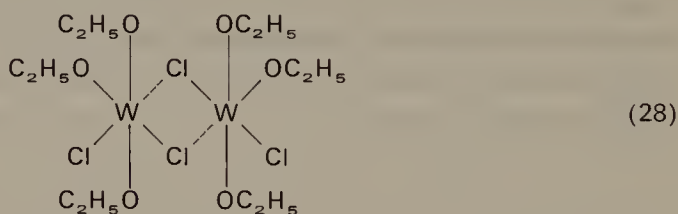
decomposition in 24 h at 18 °C). Introduction of cyclopentene to the solution triggered an immediate evolution of ethyl radicals, suggesting displacement of the ethyl groups by the cycloolefinic ligands. E.s.r. spectra of the mixture showed only one signal at 3920 G, which Pampus and coworkers interpreted as due to a W^{IV} -complex.

3. The reaction of hydroxy modifiers with WCl_6

The reaction of hydroxy modifiers with WCl_6 was studied by Klejnot⁴⁸, Funk and Naumann⁴⁹, and more recently in connection with the olefin metathesis catalysts by Hocker and Jones⁵⁰. It was mentioned earlier that the equimolar reaction of WCl_6 with ethanol leads to the eventual formation of $C_2H_5OWCl_5$, which slowly decomposes by the release of C_2H_5Cl . Hocker and Jones, who examined the n.m.r. spectrum of freshly reacted $[WCl_6 + C_2H_5OH]$ and compared it with that of an aged product, concluded that the formation of $C_2H_5OWCl_5$ is in fact a two-step process:



According to Klejnot, when WCl_6 is reacted with a large excess of ethanol, a dimeric pentavalent tungsten compound is being formed which has the structure illustrated in equation (28):



Funk and Naumann prepared a similar dimeric pentavalent tungsten complex, $[WCl_3(OCH_3)_2]_2$, which was found to be an active metathesis catalyst when reacted further with $C_2H_5AlCl_2$ ⁴⁹.

The highly stable phenoxy-substituted tungsten derivatives, $(C_6H_5O)_4WCl_2$ and $(C_6H_5O)_6W$ exhibit little or no metathesis activity in combinations with organoaluminium compounds.

In summary, the importance of oxygenated modifiers in rendering highly active homogeneous metathesis catalysts is being stressed. Although some experimental results that clarify the nature of the reaction of these modifiers with the transition metal components are available, they do not explain why this modification causes a vast improvement in activity.

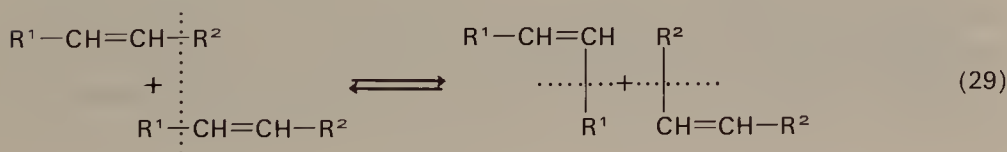
IV. SALIENT FEATURES

A. *Redistribution by Transalkylidenation*

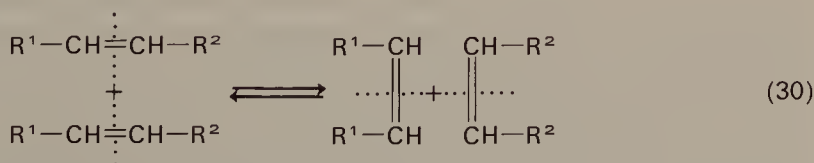
Metathesis reactions have been classified among redistribution reactions⁵¹. The term 'redistribution reaction' has been recently applied specifically to reorganization processes involving substituents about a given central atom or moiety^{52,53}, frequently with the added criterion that these should approach equilibrium. Such reactions are common in organometallic and inorganic chemistry, and methods for evaluating these systems have been established. For hydrocarbons, thermodynamically-controlled redistribution reactions are virtually unknown due to the absence of accessible, low-energy pathways. Notwithstanding the fact that the reorganization process in olefin metathesis does not involve interchange of substituents about a central atom or moiety, nevertheless, the reaction is of special interest since it is thermodynamically controlled and it possesses the basic features of a redistribution reaction.

Experiments with deuterated olefins were designed to elucidate the cleavage and reformation scheme in olefin metathesis²²⁻²⁴. Table 6 presents the parent mass spectra results of a metathesis reaction between butene-2 and butene-2-*d*₈. Two schemes were visualized as possible routes for the reaction: (a) a transalkylation scheme, formally involving the interchange of alkyl groups via α -scission (equation 29); and (b) a transalkylidenation scheme involving the cleavage of the double bond itself as a means of redistributing alkylidene species (equation 30).

Transalkylation:



Transalkylidenation:



The transalkylation scheme anticipates formation of $\text{C}_4\text{H}_6\text{D}_2$, $\text{C}_4\text{H}_5\text{D}_3$, $\text{C}_4\text{H}_3\text{D}_5$ and $\text{C}_4\text{H}_2\text{D}_6$, while the transalkylidenation scheme anticipates one and only one new olefin, namely, $\text{C}_4\text{H}_4\text{D}_4$. The data in Table 6 demonstrate that the only new product formed in the metathesis of butene-2 and butene-2-*d*₈ had a mass of 60, corresponding to $\text{C}_4\text{H}_4\text{D}_4$.

The results positively eliminate a simple transalkylation scheme as being a significant contributor to the olefin metathesis reaction. A further confirmation of the results reported in Table 6 was obtained from the cross metathesis of butene-2- d_8 and hexene-3, where the only new product observed had a mass of 74 corresponding to $C_5H_6D_4$. This can be accounted for by the transalkylidenation equilibrium as depicted in equation (31):

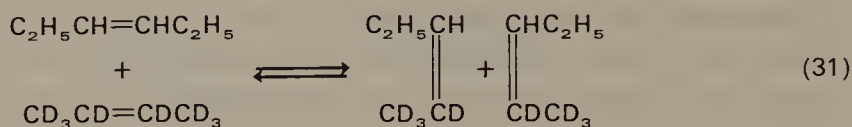


TABLE 6. Metathesis of 2-butene with 2-butene- d_8 (76/24)^a

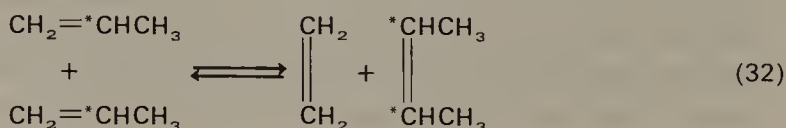
Transalkylation	Transalkylidenation	Mass	Observed intensity ^b	Theory ^c
$CH_3CH=CHCH_3$	$CH_3CH=CHCH_3$	56	100	100
$CH_3CD=CDCH_3$	—	58	< 1	0
$CH_3CH=CHCD_3$	—	59	< 1	0
—	$CH_3CH=CD_3CD_3$	60	61	63
$CH_3CD=CD_3CD_3$	—	61	< 1	0
$CD_3CH=CHCD_3$	—	62	< 1	0
$CD_3CD=CD_3CD_3$	$CD_3CD=CD_3CD_3$	64	11	10

^a Data from Reference 23.

^b Values were adjusted by eliminating background spectra of the C_4D_8 and C_4H_8 fragmentation components.

^c Based on a random distribution of $[CH_3CH=]$ and $[CD_3CD=]$ moieties for $C_4H_8/C_4D_8 = 76/24$.

Mol and coworkers⁵⁴ carried out an analogous study on the metathesis of propylene over a rhenium oxide/alumina catalyst. Analysis of the ethylene and butene-2 produced by the metathesis of $[2-^{14}C]$ propylene revealed that the ethylene showed no radioactivity while the butene had a specific radioactivity twice as much as that of the starting propylene. The results conform with a double bond cleavage reaction scheme (equation 32):



Further experiments with $[1-^{14}\text{C}]$ propylene and $[3-^{14}\text{C}]$ propylene show that the methyl groups of the respective propylenes retain their identities throughout the metathesis reaction, hence excluding the formation of any π -allylic intermediate at any stage of the reaction. Clark and Cook⁵⁶ arrived at similar conclusions using radioactive propylene over $\text{CoO}-\text{MoO}_3-\text{Al}_2\text{O}_3$ catalyst when they carried out the reaction at low enough temperature where isomerization does not take place ($< 60^\circ\text{C}$). At higher temperatures π -allyl complexes are involved specifically in providing a pathway for migration of the double bond along the carbon skeleton of the olefinic substrates.

B. Random and Non-random Distributions of Alkylidene Groups

In the metathesis of acyclic internal olefins of the general formula $\text{R}^1\text{CH}=\text{CHR}^2$, the contribution of enthalpy to the free energy of the reaction is negligible ($\Delta H \simeq 0$); thus, the equilibrium distribution of products is virtually random as dictated by entropy considerations. In contrast, the thermodynamic considerations involved in cycloolefin metathesis are quite different: In acyclic olefins, the total number of molecules and the total number and type of chemical bonds is unchanged; in cycloolefins, the total number of molecules drastically decreases as a result of the 'ring-opening' polymerization. In addition, ring-strain energy is released and the high molecular weight, flexible species produced can assume many conformations—a factor that highly influences the entropy change of the system. Hence, since metathesis of cycloolefins are not thermoneutral in general, the distribution of products at equilibrium is not predictable by random statistics.

1. Metathesis of acyclic vinylenic substrates

A series of metathesis experiments on various mixtures of pentene-2 and dodecene-6, in which the relative concentrations of $[\text{CH}_3\text{CH}=]$, $[\text{C}_2\text{H}_5\text{CH}=]$, and $[\text{C}_5\text{H}_{11}\text{CH}=]$ were varied, demonstrated²⁴ that the concentrations of the anticipated reaction components are in excellent agreement with those predicted for by a random scrambling of constituents as summarized in Table 7. It was necessary to establish that a true equilibrium was achieved independently of catalyst concentration. The relative constancy of equilibrium constants K_1 and K_2 in Table 7 indicates that an equilibrium was reached in each experiment in which reaction was

TABLE 7. Metathesis of pentene-2 with dodecene-6^a

Expt. No.	$[\text{WCl}_6 + \text{C}_2\text{H}_5\text{OH}]^b$ ($\text{M} \times 10^4$)	$[\text{C}_5]_0$ (M)	$[\text{C}_{12}]_0$ (M)	f_4	f_5	f_6	f_8	f_9	f_{12}	Equilibrium constants ^d K_1 K_2
1	3.75	0.73	0.25	0.123	0.252	0.138	0.177	0.174	0.0665	0.267 1.83
2	5.00	0.73	0.25	0.115	0.230	0.136	0.167	0.182	0.0645	0.296 2.05
3	6.25	0.73	0.25	0.107	0.227	0.133	0.166	0.187	0.0700	0.276 1.95
4	7.50	0.73	0.25	0.084	0.189	0.116	0.143	0.157	0.0620	0.273 1.91
Theory 1-4				0.138	0.276	0.138	0.190	0.190	0.0655	0.250 2.00
5	3.75	0.485	0.50	No reaction						
6	5.00	0.485	0.50	0.056	0.115	0.064	0.240	0.244	0.256	0.271 1.99
7	6.25	0.485	0.50	0.047	0.097	0.057	0.198	0.219	0.230	0.285 1.94
8	7.50	0.485	0.50	0.052	0.108	0.061	0.213	0.224	0.247	0.272 1.79
Theory 5-8				0.061	0.121	0.061	0.250	0.250	0.258	0.250 2.00
9	3.75	0.24	0.75	No reaction						
10	5.00	0.24	0.75	No reaction						
11	6.25	0.24	0.75	0.015	0.030	0.017	0.171	0.173	0.548	0.283 1.80
12	7.50	0.24	0.75	0.013	0.028	0.016	0.163	0.163	0.531	0.265 1.68
Theory 9-12				0.015	0.030	0.015	0.184	0.184	0.571	0.250 2.00

^a Data from Reference 23.^b Reactions conducted at Al/W/O ratio 4/1/1.^c Values of f_i were calculated as the fraction of each olefin to the total initial molar concentration $[\text{C}_5]_0 + [\text{C}_{12}]_0$.^d $K_1 = \frac{f_4 f_6}{f_5^2}$; $K_2 = \frac{f_8 f_9}{f_5 f_{12}}$

observed. The average values of $K_1 = 0.276$ and $K_2 = 1.88$ are sufficiently close to their theoretical values (0.25 and 2.00, respectively) to conclude that these reactions are essentially thermoneutral. The data of Table 7 suggests that, in each series of reactions, at the very lowest catalyst level sufficient to trigger the reaction, equilibrium is being established. Further additions of catalyst caused some side reactions. Hence the results from experiments 1, 6, and 11 (the most selective) were compared in Figure 5 with curves which represent the products distribution for the ideal case of random scrambling. The coincidence of the experimental points with theory is excellent.

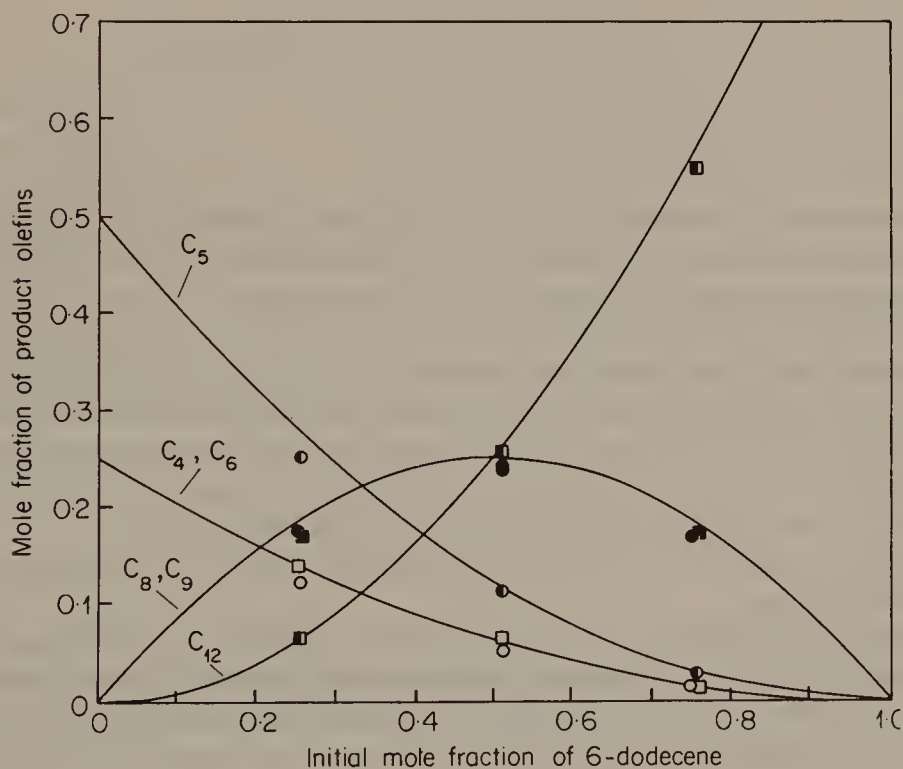
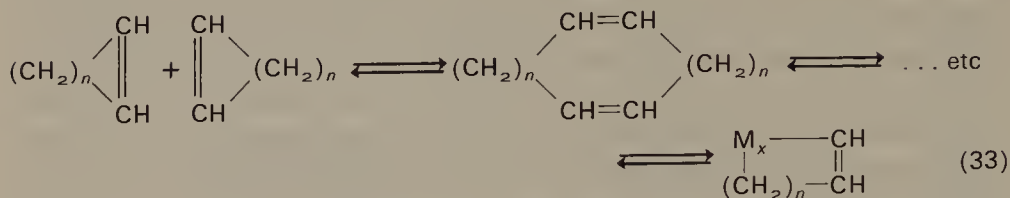


FIGURE 5. Metathesis of pentene-2 with dodecene-6. Solid lines represent theory for ideal random composition: (○) C₄, butene-2; (●) C₅, pentene-2; (□) C₆, hexene-3; (●) C₈, octene-2; (■) C₉, nonene-3; (■), dodecene-6. Reprinted with permission from Calderon and coworkers, *J. Amer. Chem. Soc.*, **90**, 4133 (1968). Copyright by the American Chemical Society.

2. Metathesis of cycloolefinic substrates

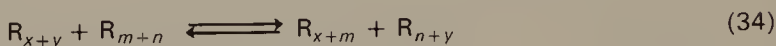
As mentioned earlier metathesis of cycloolefins need not be thermoneutral processes. It has been argued⁵⁶ that the metathesis of cycloolefins,

when carried out in the complete absence of acyclic olefins, provides a polymerization via macrocyclization process (equation 33):



where $M = -(\text{CH}_2)_n - \text{CH}=\text{CH}-$, and $x = 0, 1, 2, 3, \dots$

A general equilibrium for this process can be represented as:



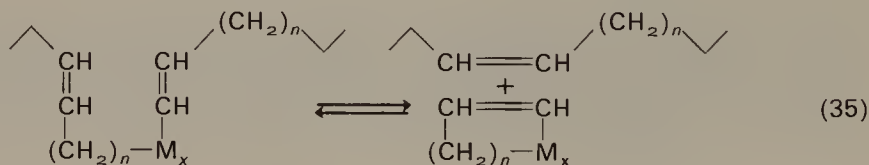
where ' R_i ' represents a ring of ' i ' repeat units.

The following important implications, which bear directly on the nature of this unique macrocyclization, have precipitated out of the understanding of the basic properties of the olefin metathesis reaction.

(a) A given alkylidene portion of a double bond of a cycloolefin monomer which has undergone metathesis, and thus become an integral part of a higher molecular weight species, remains eligible for further reaction and may participate in additional transalkylidenation steps with other double bonds, which may be constituents of another cycloolefin monomer unit, another macrocycle, or the same macrocycle.

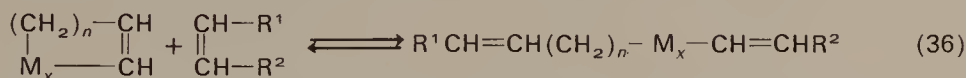
(b) This polymerization possesses the basic features of equilibrium polymerization.

(c) Macrocylic species, resulting from intermolecular ring enlargement of two smaller rings or from the intramolecular metathesis of two double bonds on the same macromolecule (equation 35) are present in the polymerization mixture at equilibrium.



(d) The composition of macrocylic species depends on the spacing between double bonds in the macromolecule (number of $-\text{CH}_2-$ groups between neighbouring double bonds).

(e) A metathesis reaction between a macrocycle and an acyclic olefin leads to scission of the ring structure resulting in an open chain polymer as indicated in equation (36).



Under such conditions a ring-chain equilibrium system is possible as described in equation (37).



where C_m is a chain of m repeat units and R_n is a ring of n repeat units.

The quantitative determination of the concentration of each cyclic or open-chain component in an equilibrated cycloolefin metathesized system is experimentally unattainable. Thus, a complete thermodynamic characterization of cycloolefin metathesis is not achievable as is the case for acyclic olefins. Nevertheless, of the vast number of equilibria that can exist in principle in a given system, one was fully characterized, namely, the monomer-polymer equilibrium for cyclopentene-polypentenamer case⁵⁷. Table 8 summarizes the results of a series of cyclopentene polymerization experiments where the equilibrium cyclopentene concentration was determined at various temperatures. Theory predicts the relationship:

$$\ln [\text{M}]_e = \frac{\Delta H_p}{RT} - \frac{\Delta S_p^0}{R} \quad (38)$$

where $[\text{M}]_e$ is the equilibrium monomer concentration, ΔH_p the enthalpy change during polymerization, and ΔS_p^0 the standard entropy change accompanying the polymerization when the monomer concentration is 1M. Figure 6 illustrates the plot of $\ln [\text{M}]_e$ vs. $1/T$ for cyclopentene based on

TABLE 8. Equilibrium cyclopentene concentration vs. temperature^a

T(°C)	$[\text{M}]_e$ (mol $\times 10^{-1}$)
0	0.51
10	0.70
20	0.88
30	1.19

^a Data from Reference 57.

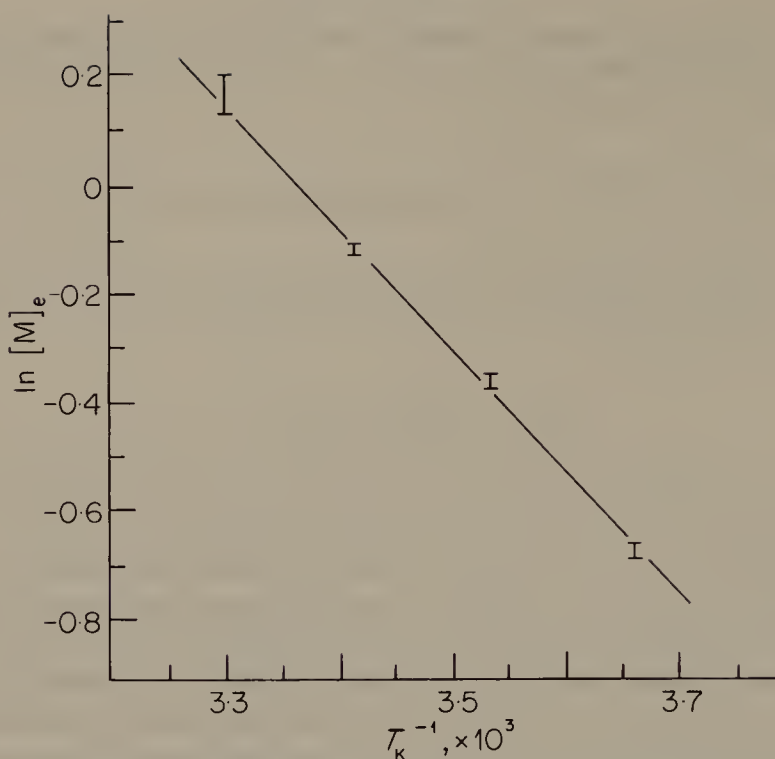


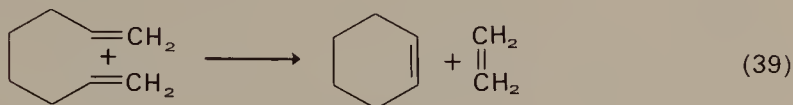
FIGURE 6. Cyclopentene metathesis. Dependence of equilibrium monomer concentration, $[M]_e$, on temperature (Reference 57).

the results of Table 8. From this plot values of -4.4 kcal/mol and -14.9 cal/mol deg were calculated for ΔH_p and ΔS_p^0 respectively.

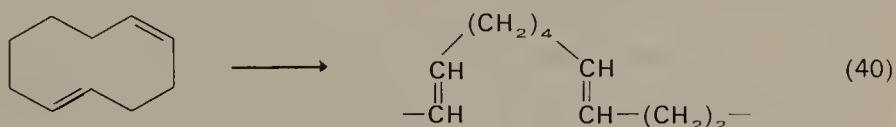
The enthalpy value obtained herein is close to the ring strain energy value for cyclopentene (4.9 kcal/mol) reported by Cox⁵⁸. This is consistent with the contention that in the metathesis of strained-ring cycloolefins the main contribution to ΔH_p is strain energy. The negative entropy value points to the fact that cyclopentene would have been thermodynamically unmetathesizable if it were a strain-free cyclic compound. This indeed is the case for cyclohexene.

Dainton and coworkers⁵⁹ who calculated the enthalpies, entropies and free energies for cycloalkanes of various ring sizes, concluded that the entropy change for the virtually strain-free six-membered ring is negative ($\Delta S_p^0 = -2.5$ cal/mol deg). Further, as rings grow larger (eight-membered rings and up) their respective entropy values change sign and become positive, thus becoming thermodynamically eligible for ring-opening, regardless of the magnitude of their ring-strain energy. The relatively strain-free 1,9,17-cyclooctatetraeicosatriene (a 24-membered ring) was shown to undergo metathesis readily^{57,60}. The six-membered ring

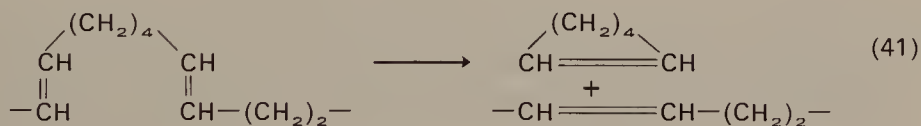
'syndrome' is dramatically demonstrated in the works of Kroll and Doyle⁶¹ and Teyssie⁶². Using a molybdenum-based catalyst on 1,7-octadiene substrate, Kroll and Doyle obtained ethylene and cyclohexene exclusively (99% selectively):



Teyssie carried out a metathesis experiment on 1,5-cyclodecadiene. At the initial stages of the reaction he obtained a high molecular weight product having the expected structure as indicated in equation (40):



After allowing the metathesis reaction to proceed further, a sizable amount of cyclohexene was detected and the resulting polymeric structure was equivalent to polybutenamer:



These examples demonstrate that whenever two double bonds are spaced by a sequence of four methylene groups under metathesis conditions, they will prefer to undergo intramolecular transalkyldination to yield cyclohexene, since a hexenamer unit is thermodynamically more stable in a ring form than in an open chain form.

C. Geometrical Isomerization in Metathesis Reactions

The steric course of the metathesis reaction of acyclic olefins is generally non-selective. A fully metathesized system provides mixtures of the respective geometrical isomers, and the *cis-trans* composition for each

olefin is thermodynamically favoured at equilibrium. There is not any inherent reason for this behaviour. Simply, a stereoselective catalyst for the metathesis of open-chain olefins has yet to be discovered. (In contrast, there are at least two catalyst systems, $R_3Al/MoCl_5$ and R_2AlCl/WF_6 , that demonstrate *cis* selectivity in the metathesis of cyclopentene^{21,36}.) An extensive study of the steric course of reaction for pure *trans*- and *cis*-pentene-2, over an entire range of conversions using varied Al/W ratios, was conducted²⁴. The changes in composition of each component vs. conversion for *cis*- and *trans*-pentene-2 are presented in Figures 7 and 8, respectively. The isomer composition of the initially-formed butene-2 and hexene-3 is of particular interest. It is evident that substantial amounts of both *cis* and *trans* isomers of the two product olefins were formed at the outset, whereas the composition of the residual pentene-2 very gradually approached its equilibrium *cis* content. It was also observed that the initially-formed butene and hexene were somewhat higher in *cis* content than the equilibrium values for these olefins, regardless of the structure of the initial pentene. Further, the *cis/trans* isomer ratio of butene-2 was always different from that of hexene-3. Finally, the steric course of the reaction was independent of the Al/W ratio for $1 \leq Al/W \leq 4$.

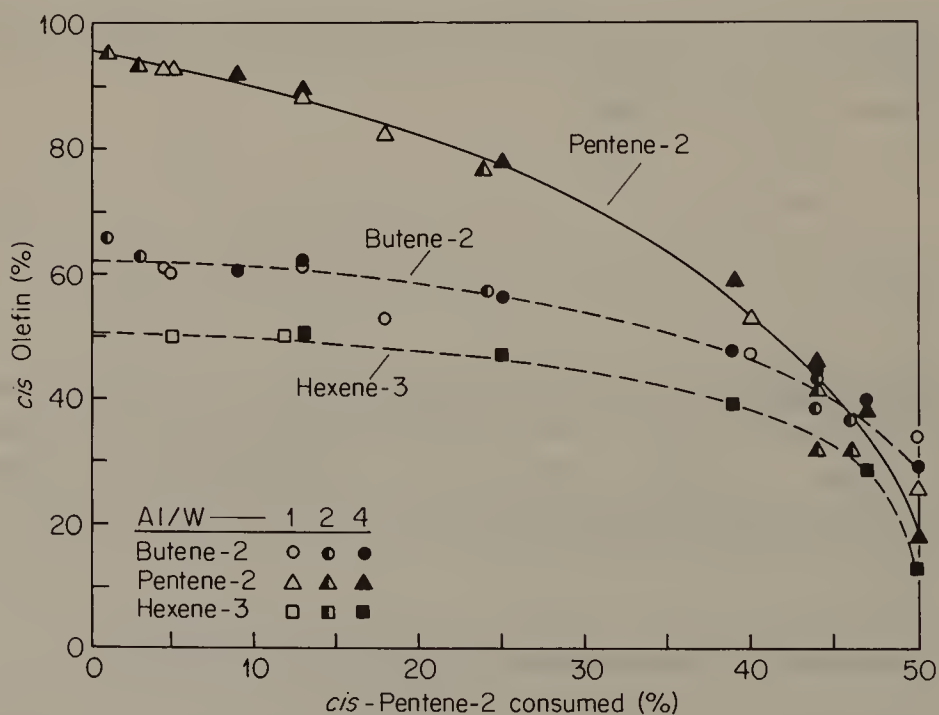


FIGURE 7. Metathesis of *cis*-pentene-2. Effect of conversion on structure. Reprinted with permission from Calderon and coworkers, *J. Amer. Chem. Soc.*, **90**, 4133 (1968). Copyright by the American Chemical Society.

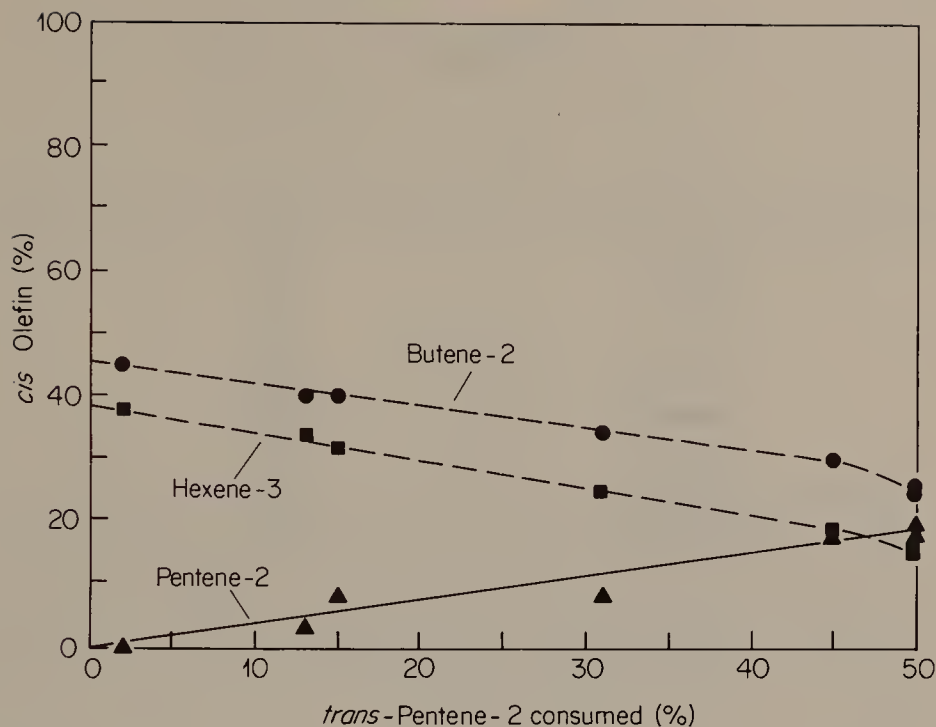


FIGURE 8. Metathesis of *trans*-pentene-2. Effect of conversion on structure. Reprinted with permission from Calderon and coworkers, *J. Amer. Chem. Soc.*, **90**, 4133 (1968). Copyright by the American Chemical Society.

The occurrence of considerable amounts of both geometrical isomers of butene-2 and hexene-3 during the initial stages of reaction, in the absence of extensive isomerization of residual pentene-2 (Figures 7 and 8), demonstrates that the metathesis reaction itself is the principal means of geometrical isomerization.

Table 9 lists the average equilibrium *cis* contents and free energy changes for the *trans*-to-*cis* transformations for several olefins, as obtained in numerous metathesis experiments of a variety of olefinic reactants. These values have a distinct correlation with steric factors in the structure of the olefin as might be expected. Butene-2, having only two methyl substituents on the double bond, has the highest *cis* content at equilibrium and hence the lowest free energy difference between *trans* to *cis*. The 2-alkenes, having one methyl group and one higher *n*-alkyl group as substituents, have a *cis* content of $\sim 21\%$, which corresponds to the *trans* isomer being 800 cal/mol more stable than the *cis* isomer. The 3-, 4-, 5-, and 6-alkenes, in which both substituents are high *n*-alkyl groups, have equilibrium *cis* contents of 16% and a *trans*-to-*cis* free energy difference of about 1000 cal/mol.

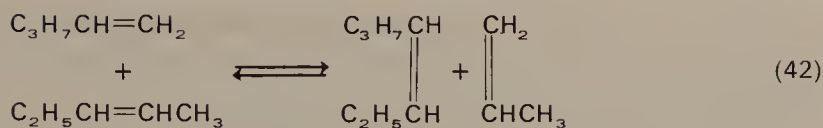
TABLE 9. Equilibrium *cis* content of internal olefins^a

Olefin	% <i>cis</i> ^b	ΔF (cal/mol) ^c
Butene-2	28	560
Pentene-2	21	790
Hexene-2	19	870
Heptene-2	21	790
Octene-2	21	780
Hexene-3	14	1090
Heptene-3	15	1040
Nonene-3	16	1000
Octene-4	17	970
Decene-5	18	930
Dodecene-6	17	940

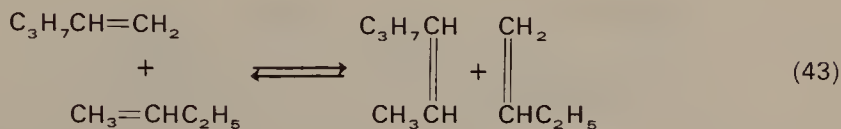
^a Data from Reference 24.^b Average value to the nearest percent.^c ΔF at 25 °C for *trans* \rightleftharpoons *cis* in benzene. Average value to the nearest 10 cal/mol.

D. Structural Selectivity in Cross-metathesis Reactions

As mentioned earlier the specific catalyst combination $C_2H_5AlCl_2/WCl_6/C_2H_5OH$ is very sluggish in α -olefin metathesis. At normal levels, olefin/W molar ratios of 5000–10,000, very little metathesis of pentene-1 was observed; about 1.0 mol-% of ethylene and octene-4 was produced³⁵. The lack of apparent metathesis activity of terminal olefins with $C_2H_5AlCl_2/WCl_6/C_2H_5OH$ could not be rationalized on grounds of steric hindrance that prevents accommodation of α -olefins within the coordination sphere of the metal. When a cross-metathesis reaction of an equimolar mixture of pentene-1 with pentene-2 was attempted employing the same catalyst system, a relative distribution of products as indicated in Table 10 was observed. The self-metathesis of either olefin leads to symmetric products: ethylene and octene-4 from pentene-1, and butene-2 and hexene-3 from pentene-2. The products from the cross-metathesis are unsymmetric. When the ethylidene and the butylidene groups are aligned on opposite sides of the complex one obtains propylene and heptene-3 (equation 42):



On the other hand, when the ethylidene is aligned on the same side as the butylidene (equation 43), butene-1 and hexene-2 are produced:



The significance of the results in Table 10 lies in the fact that not only does pentene-1 readily undergo cross-metathesis with pentene-2, but it suppresses the self-metathesis of pentene-2. The data suggest that the tendency of pentene-2 to cross-metathesize with pentene-1 is eight-times greater than its tendency to self-metathesize. On first sight, this observation appeared contradictory with the apparent lack of homometathesis activity of pentene-1. One explanation for this dilemma is that terminal olefins, in fact, are more prone to metathesis than internal olefins. Hence, when mixed with internal olefins they 'flood' most of the catalyst sites and inhibit the self-metathesis of the internal olefins. The reason why the reaction products of α -olefin metathesis are not observed is that for some steric reasons, terminal olefins prefer to align 'head-to-tail' (equation 44) and the metathesis of such a configuration yields back the starting material.

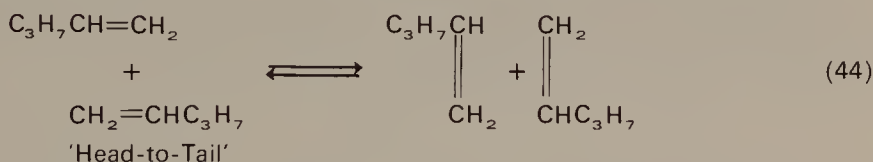
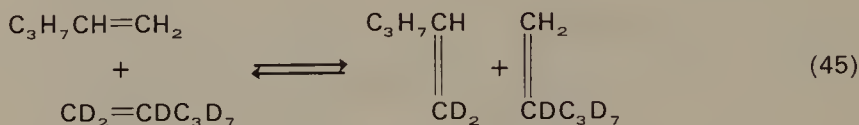


TABLE 10. Cross metathesis of pentene-1 and pentene-2:
 $\text{C}_3\text{H}_7\text{CH}=\text{CH}_2 + \text{C}_2\text{H}_5\text{CH}=\text{CHCH}_3$

Relative concentrations			
Symmetric		Unsymmetric	
$\text{CH}_2=\text{CH}_2$	1	$\text{CH}_3\text{CH}=\text{CH}_2$	4
$\text{C}_3\text{H}_7\text{CH}=\text{CHC}_3\text{H}_7$	1	$\text{C}_2\text{H}_5\text{CH}=\text{CHC}_3\text{H}_7$	4
$\text{CH}_3\text{CH}=\text{CHCH}_3$	2	$\text{C}_2\text{H}_5\text{CH}=\text{CH}_2$	12
$\text{C}_2\text{H}_5\text{CH}=\text{CHC}_2\text{H}_5$	2	$\text{CH}_3\text{CH}=\text{CHC}_3\text{H}_7$	12

Thus, terminal olefins keep spinning their wheels until an internal olefin enters the complex, which after metathesis will yield an unsymmetric cross product.

This hypothesis was confirmed experimentally³⁵. A mixture of pentene-1 ($m/e = 70$) and pentene-1- d_{10} ($m/e = 80$) was exposed to the $C_2H_5AlCl_2/WCl_6/C_2H_5OH$ catalyst and a selective scrambling was observed



according to equation (45). A distinct formation of species with mass numbers of 72 and 78, corresponding to $C_5H_8D_2$ and $C_5H_2D_8$, was detected with only traces of ethylenes and octenes.

In summary, the observed structural selectivity in the metathesis of terminal with internal olefins results from a higher affinity of terminal olefins to the metathesis catalyst, and a specific geometry of the olefinic substrates on the catalyst site.

V. MECHANISTIC ASPECTS

A. Views Related to the Transition State

Most, but not all, proposed schemes for the transalkylidenation process require the initial formation of a bisolefin-metal entity, bearing two olefinic ligands in a *cis* configuration about the metal:

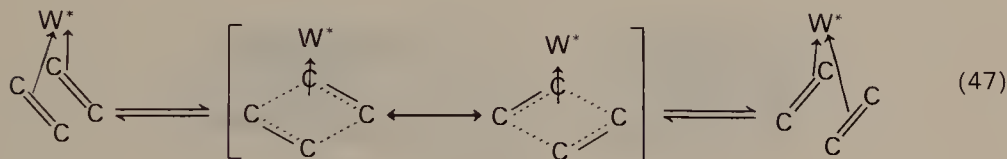


It is recognized that such a complex has yet to be isolated and characterized for any metathesis catalyst. The complexation process is thought to be a stepwise process as indicated by a kinetics study by Hughes³⁸.

The nature of the electronic transformation occurring within the coordination sphere of the metal, which provides the actual alkylidene scrambling, is an unresolved aspect of olefin metathesis. Several views regarding this process are presented below, but it is stressed that these must be regarded as highly speculative.

1. Quasicyclobutane transition state

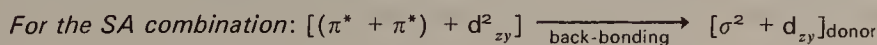
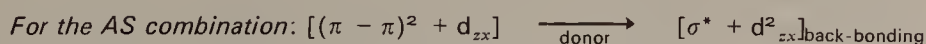
It has been proposed by Bradshaw²⁷ and subscribed by Calderon and coworkers^{24,34} that the transalkylation step is a concerted reaction proceeding via a four-centred transition state. Equation (47) illustrates this proposal by symbols of dotted lines and arrows:



The contention here is that as the transformation progresses along the reaction coordinate, there exists a transition state characterized by having all four carbons equally related to the metal. This transition state has been named 'quasicyclobutane'. If this process is accepted as being a true concerted one, the formation of the quasicyclobutane transition state and its transformation into a bisolefin-metal complex should be considered cycloaddition reactions; hence, the principles of orbital symmetry conservation^{63,64} of Woodward and Hoffman ought to be considered here.

When two olefins undergo concerted $[2_s + 2_s]$ bond fusion, a bonding molecular orbital of AS symmetry ($\pi - \pi$) rises sharply in energy and crosses an antibonding molecular orbital of SA symmetry ($\pi^* + \pi^*$). A crossing of this kind is characteristic of a symmetry-forbidden reaction, hence, the uncatalysed concerted cycloaddition of two ethylenes is a forbidden process. According to Mango⁶⁵⁻⁶⁸ certain transition metal complexes can remove these symmetry restrictions and thus convert the symmetry-forbidden to a symmetry-allowed cyclobutanation.

Figure 9 illustrates Mango's forbidden-to-allowed transformation. An injection of a pair of electrons from the d_{zy} metal orbital into the ($\pi^* + \pi^*$) antibonding molecular orbital, and simultaneously withdrawal of a pair of electrons from the bonding ($\pi - \pi$) combination by the d_{zx} metal orbital is executed with conservation of orbital symmetry. Recalling that a metal-olefin bond consists of two components, a donor and a back-bonding (see Introduction), the net transformation is:



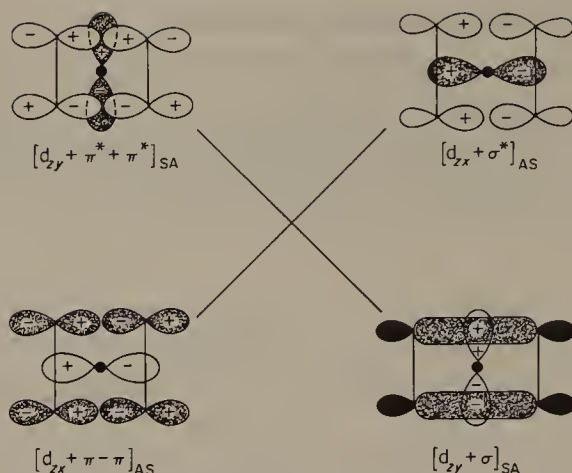


FIGURE 9. Cyclobutanation via Mango's 'forbidden-to-allowed' transformation. Reprinted with permission from Calderon, *Accounts Chem. Res.*, **5**, 127 (1972). Copyright by the American Chemical Society.

The net effect on the metal is a spatial relocation of its valence electrons from $[d_{zx}, d_{zy}^2] \rightarrow [d_{zx}^2, d_{zy}]$. In considering this aspect of the process one must take into account the relative energies of d_{zx} and d_{zy} metal orbitals. If a substantial splitting of the two critical d orbitals exists, an energy barrier will develop which will render the process unworkable. On the other hand if d_{zx} and d_{zy} are degenerate the reaction will proceed smoothly. A factor affecting the relative energies of the d orbitals is the ligand field described by the non-reacting ligands.

In actual olefin metathesis reactions, cyclobutane derivatives have not been detected, therefore raising a doubt as to whether the postulated four-centred transition state is to be considered a cyclobutane. Mango⁶⁷ suggested the crucial d orbitals in a metathesis catalyst must be degenerate and the incipient cyclobutane transforms into either of the two possible bisolefin-metal complexes through a molecular vibration along the appropriate reaction coordinate.

2. Tetramethylene-metal complex

Lewandos and Pettit⁶⁹ agreed that the transalkylidenation step proceeds in a concerted fashion starting from a bisolefin-metal complex. However, they visualized the process as involving a transition state in which: 'the bonding is most conveniently described as resulting from the interaction of a basic set of metal atomic orbitals and four methylenic units'. Figure 10 illustrates the transformation via the 'tetramethylene-

metal' transition state as suggested by Lewandos and Pettit. Pro and con arguments concerning the conservation of orbital symmetry, involved with rendering an 'allowed' status to the process depicted in Figure 10, have been cited^{68,69} but these are not presented here. Suffice it to mention that the important feature of the proposed mechanism is that the transformation of the bisolefin complex into the tetramethylene-metal transition

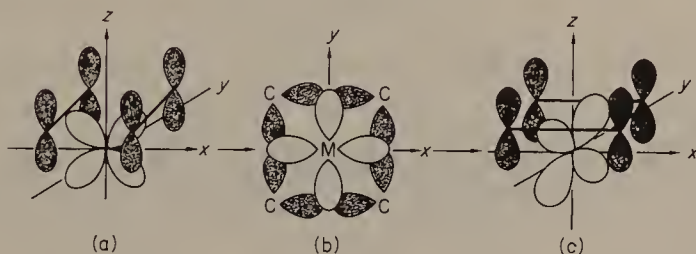
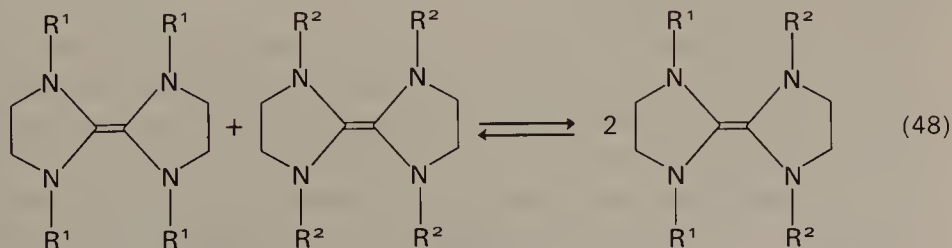


FIGURE 10. Pettit's concept of transalkylation via tetramethylene-metal transition state. Reprinted with permission from *Accounts Chem. Res.*, **5**, 127 (1972). Copyright by the American Chemical Society.

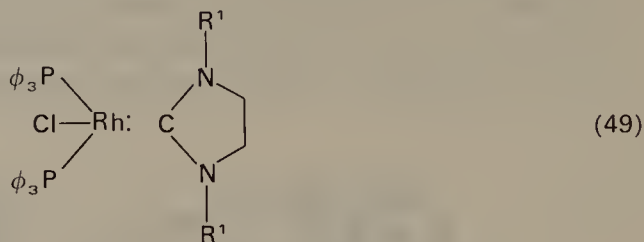
state is accomplished by donation of four electrons from filled ligand orbitals to empty metal orbitals, and back donation of four electrons from filled metal orbitals to empty ligand orbitals. Consequently, the carbon-carbon σ bonds of the initial olefins are ruptured concurrently with the π bonds, so that no genuine cyclobutane molecule is ever formed along the reaction coordinate.

Although Lewandos and Pettit did not use this nomenclature in their proposal, their description obviously alluded to an involvement of carbenes in olefin metathesis. Recently, there have been several experimental disclosures that could be interpreted as supporting evidence for carbene involvement in the reaction. However, none is conclusive to the extent that it can be accepted as a 'proof' to any proposed reaction scheme.

Cardin and coworkers⁷⁰ exposed a mixture of unsaturated amines to a rhodium phosphine catalyst and observed some disproportionation:



As a side product they isolated a complex having one electron-rich alkylidene moiety complexed to Rh^{I} . They suggested a monocarbene complex as illustrated in equation (49):

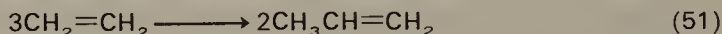


Since rhodium demonstrates no metathetic activity on common olefins, it is not known whether this finding is relevant to the mechanism of olefin metathesis.

O'Neill and Rooney⁷¹ observed that a $\text{CoO}-\text{MoO}_3$ supported catalyst, which is active in the metathesis of propylene, readily decomposes diazomethane into ethylene and N_2 :



It was suggested that the same sites that are active in metathesis 'also selectively convert adsorbed methylenes into ethylene'. In a subsequent study O'Neill and Rooney⁷² demonstrated elegantly that $\text{Mo}(\text{CO})_6$ deposited on Al_2O_3 is capable of converting ethylene into propylene directly according to equation (51):



This reaction proceeded slowly at the outset when ethylene was exposed to the catalyst. However, when it was carried out after the catalyst engaged substantially in propylene metathesis, it progresses quite rapidly. Per-deuterated propylene, C_3D_6 , was allowed to metathesize at 80°C until substantial amounts of C_2D_4 and C_4D_8 were formed. A large dose of C_2H_4 was then added. It decreased rapidly with a corresponding large increase in C_3H_6 but not in C_4H_8 .

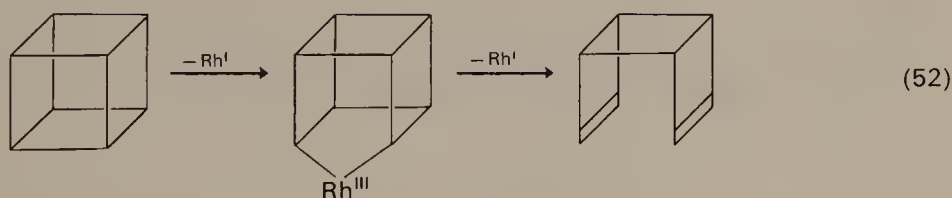
O'Neill and Rooney attempted to outline a mechanism for the direct conversion of ethylene to propylene. They suggested as the most straightforward pathway, a splitting of one ethylene into methylenes, and addition of each of the latter to another ethylene, followed by rearrangement of the resulting trimethylene into propylene. It must be stressed that, although the catalyst for this process is formally a metathesis catalyst, the two

reactions are qualitatively distinct. Any conceivable mechanism for the $3C_2 \rightarrow 2C_3$ reaction must involve an eventual migration of hydrogens. As discussed earlier selective olefin metathesis reactions do not involve hydrogen migrations. Hence, a carbene mechanism for $3C_2 \rightarrow 2C_3$ cannot be reasonably 'transplanted' to olefin metathesis.

3. Metallocycle transition state

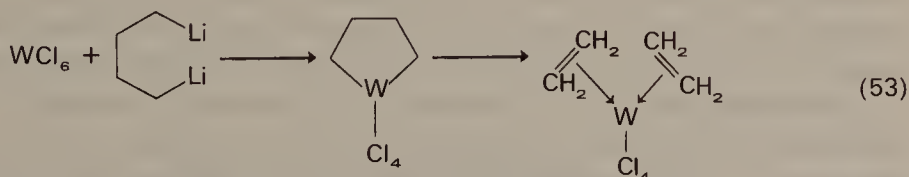
In 1970 Cassar, Eaton, and Halpern⁷³ stated that several transition-metal-catalysed cycloadditions, previously considered as concerted processes, are in fact non-concerted involving oxidative addition steps. Olefin metathesis was listed as one of these processes.

A classic example studied by Cassar, Eaton, and Halpern is the valence isomerization of cubane by a rhodium(I) catalyst:



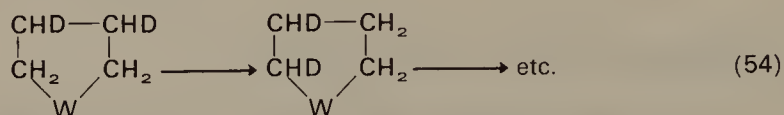
The non-concerted pathway involves the opening of only one σ bond through an oxidative addition ($Rh^I \rightarrow Rh^{III}$) forming a metallocycle intermediate. The intermediate rearranges to the corresponding diolefin. A similar mechanism was proposed by Katz and Cerefece⁷⁴ for other cycloaddition processes.

Grubbs and Brunck⁷⁵ proposed that the reaction products of 1,4-dilithiobutanes with WCl_6 could be well accommodated via a W^V -metallocycle intermediate. When an ether solution of the dilithium reagent was reacted with WCl_6 a rapid formation of ethylene was observed. The sequence depicted in equation (53) was postulated:

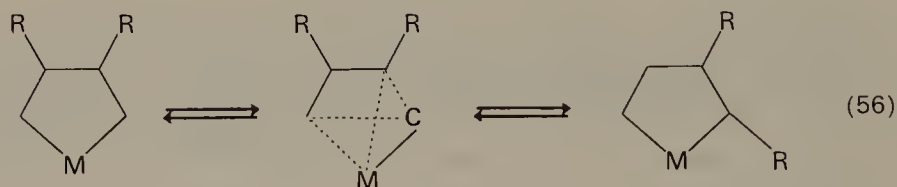
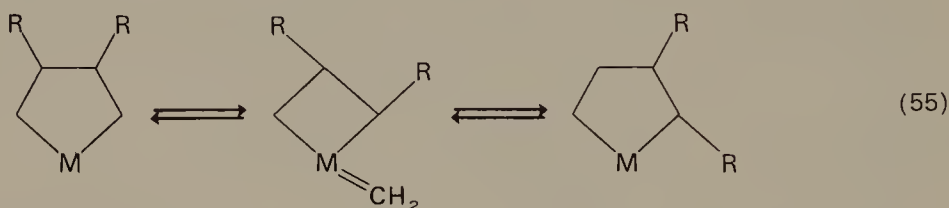


Extending the investigation further by using deuterium labelling, Grubbs and Brunck concluded that their proposed intermediate can rearrange and

thus provide a pathway for alkylidene scrambling. The ethylene mixture produced from $\text{Li}-\text{CH}_2-\text{CHD}-\text{CHD}-\text{CH}_2-\text{Li}$ and WCl_6 contained: $\text{CH}_2=\text{CHD}$, $\text{CHD}=\text{CHD}$, and $\text{CH}_2=\text{CH}_2$. To account for this composition of products it was suggested that the metallocycle undergoes a rearrangement:



It is essential that the metal somehow moves from one ring position to another. Grubbs and coworkers⁷⁶ proposed two possible routes: equation (55) depicts a carbene-metallocycle route and equation (56) a concerted route for the rearrangement:



Mango⁶⁷ proposed that this can best be achieved through the extrusion of a cyclobutane ring followed by a second insertion step.

These proposals are considered highly speculative at this stage. They are not supported by any substantial experimental data, and the intimate electronic transformations required to render them feasible have been ignored. Nevertheless, stable metallocycle complexes of Pt and Ir have been prepared and their structures characterized. These have not been reported as active metathesis catalysts. Figure 11 illustrates the structure of $\text{Ir}(\text{norbornadiene})_3\text{acac}$ obtained by Osborn and coworkers⁷⁷. The octahedral Ir^{III} complex has the acetylacetonate and one norbornadiene chelating the metal conventionally, while the remaining two norbornadienes form a five-membered ring metallocycle with the metal.

Heretofore, the bisolefin-metal entity was accepted as the starting intermediate for the transalkylidenation step. Recently, a carbene-type

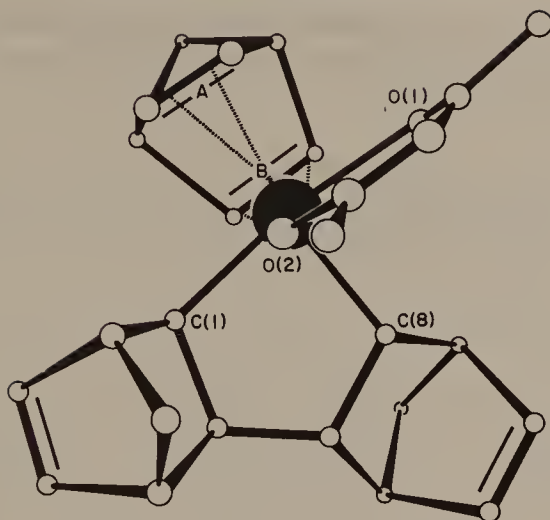
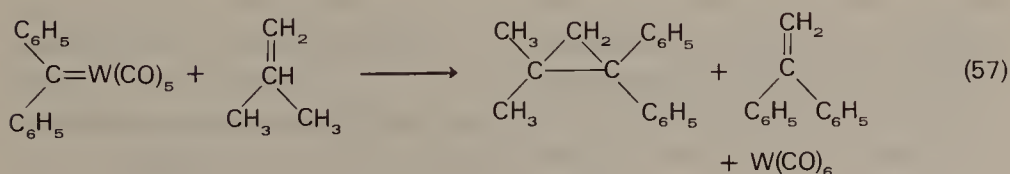


FIGURE 11. Metalloccycle structure in $\text{Ir}(\text{norbornadiene})_3\text{acac}$. Reprinted with permission from Osborn and coworkers, *J. Amer. Chem. Soc.*, **95**, 597 (1973). Copyright by the American Chemical Society.

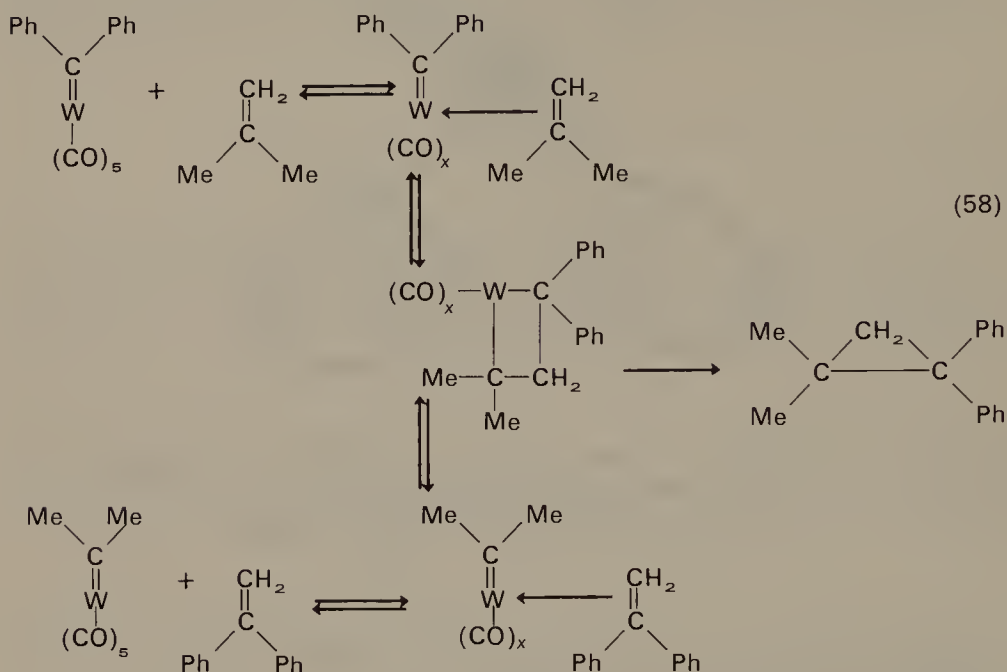
mechanism was proposed that does not necessarily require the initial formation of a bisolefin-metal complex.

4. Carbene-to-metalloccycle

Stable metal-carbene complexes usually require an electron donor heteroatom directly attached to the carbene carbon atom. These complexes have proven to be too stable and unreactive as alkylene transfer agents towards common olefins. Recently, Casey and Burkhardt⁷⁸ prepared and isolated $(\text{C}_6\text{H}_5)_2\text{C}:\text{W}(\text{CO})_5$, a carbene complex lacking the heteroatom stabilizing effect. Upon heating (100°C , 2.5 h) this complex with isobutylene, 1,1-diphenylethylene, 1,1-dimethyl-2,2-diphenylcyclopropane and $\text{W}(\text{CO})_6$ were obtained⁷⁹:



The mechanistic scheme proposed for this reaction accommodates both the observed cyclopropanation and the alkylidene transfer from isobutylene to the diphenylcarbene:

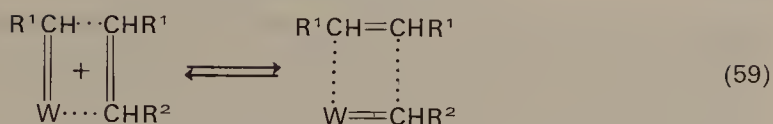


Casey's results are intriguing but one ought to be cautious in accepting these as an ironclad proof for the mechanism of olefin metathesis. There are several points that need to be resolved:

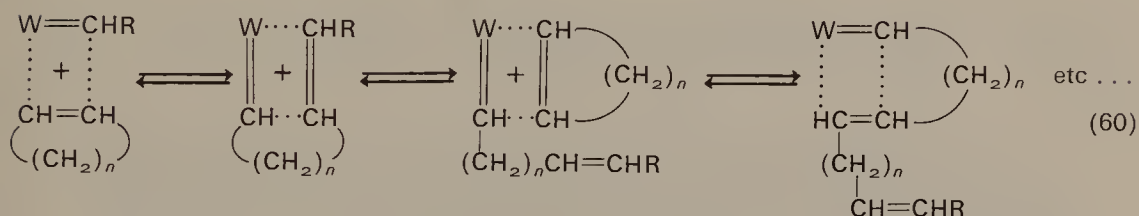
- (1) There are no reliable reports that indicate the formation of any cyclopropane derivatives in conventional metathesis experiments.
- (2) Casey's experiment is not truly catalytic. The elements of reversibility are lacking. If a true alkylidene scrambling occurred, some ethylene and 2,3-dimethylbutene-2 would have been detected.
- (3) How does one generate the original carbene on the metal of a conventional metathesis catalyst?

Despite these reservations, Casey's critical experiment ought to be regarded as a valuable contribution to the ongoing attempt to elucidate the mechanism of olefin metathesis.

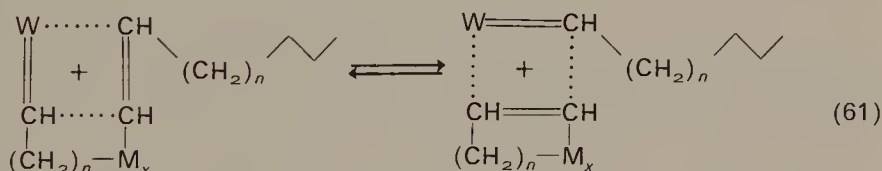
Herisson and Chauvin⁸⁰ proposed essentially the same mechanism in their studies on the cross-metathesis of acyclic with cyclic olefins:



When applied to cycloolefins, this mechanism does not postulate a polymerization via a macrocyclization pathway; rather, it is consistent with a ring-opening polymerization by chain-end growth:



The formation of macrocyclic oligomers is accomplished by the intramolecular 'back-biting' transalkylidenation of the growing carbene-W chain end with any internal double bond on the same chain, rather than the 'pinching-off' process described earlier in equation (35).



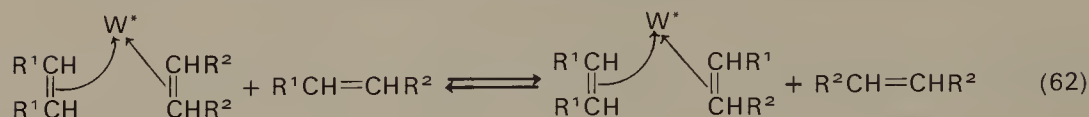
In summary, four proposed schemes regarding the transalkylidenation mechanism have been presented. The present state of knowledge does not permit a clear-cut selection of a single scheme over the rest. All four proposals involve highly unconventional transition states, which the conservative chemist is reluctant to accept. Ample pro-and-con arguments can be presented for any of the above schemes, and there is no doubt that additional meaningful experiments are badly needed.

B. The Exchange Step

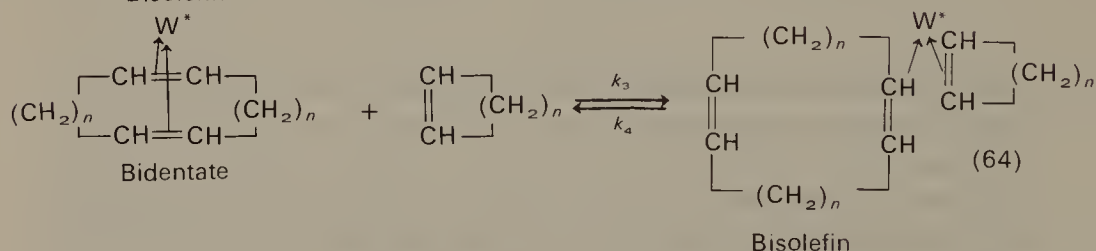
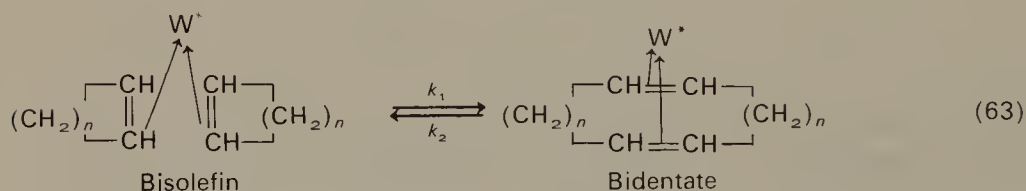
As stated in the introduction, no metallic compound can act as a true catalyst unless it can provide an exchange pathway so that an outgoing product can be replaced by an incoming reactant. To account for the high rates of metathesis reaction, observed at extremely low catalyst levels, a rapid olefin exchange that alternates with the transalkylidenation step is

proposed. (The exchange step proposed herein assumes the existence of a bisolefin-metal complex and is hence applicable for any of the top three transalkylidenation schemes discussed in the previous sub-section).

The exchange step (equation 62) implies a nucleophilic displacement; that is, the incoming olefinic ligand is accommodated within the coordination sphere of the metal prior to the disengagement of the leaving ligand.

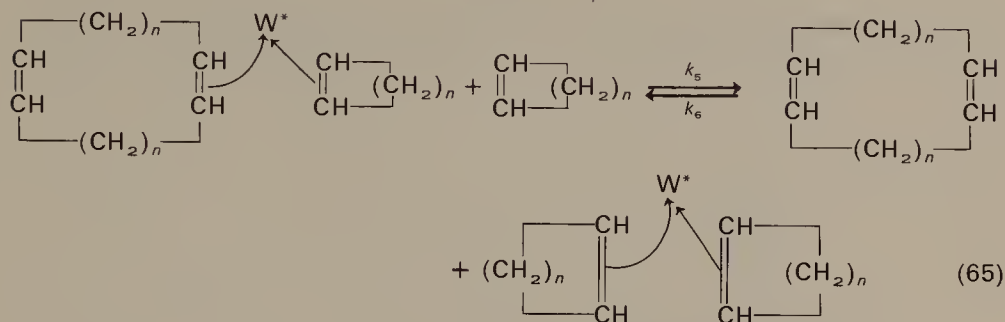


From the practical point of view, it appears that a better understanding of this step may be of more importance than the transalkylidenation. A careful analysis of the products obtained during the early stages of cycloolefin metathesis suggests that the exchange step is slower than the transalkylidenation. Assuming that a macrocyclization mechanism dominates cycloolefin metathesis, the propagation process can be represented as follows (equations 63 and 64):



When a bisolefin complex undergoes transalkylidenation (k_1, k_2), the expanded ring is complexed to the metal to form a bidentate complex. Undoubtedly, this is a favoured transformation. In addition to the ring strain energy that may be relieved here, the bidentate complex is much more stable in relation to the bisolefin. When an incoming olefin ligand exchanges with one of the bidentate double bonds (k_3, k_4), a new bisolefin complex is formed. The new bisolefin complex may either undergo transalkylidenation to form the corresponding cyclic trimer and in so doing convert into a bidentate, or undergo a transfer process (k_5, k_6)

involving a further exchange step and produce a free, uncomplexed cyclic dimer (equation 65);



If the exchange step is much faster than the transalkylidenation step ($k_3 \dots k_6 \gg k_1, k_2$) the transfer to monomer process would predominate in the early stages of cycloolefin polymerization. This should result in a preponderance of low molecular weight macrocyclic oligomers, with little or no high molecular weight product formed initially. The large build-up of cyclic dimers and trimers at the early stages of cycloolefin metathesis gradually disappears to form higher and higher molecular weight products as reaction progresses. On the other hand, if the transalkylidenation rate is much faster than the exchange step ($k_3 \dots k_6 \ll k_1, k_2$), every incoming cyclic monomer will metathesize at once and thus incorporate itself into a growing macromolecule. The result will be a high molecular weight product at the outset of cycloolefin metathesis. Table 11 presents typical molecular weight dependence on conversion for cyclooctene metathesis.

The important feature is that very high molecular weight product is produced at the outset of cyclooctene metathesis (inherent viscosity of 3.0–4.0 dl/g corresponds to a polymer having an average molecular weight $>200,000$). This strongly suggests that the transalkylidenation step is much faster than the ligand exchange and hence cannot be considered as the rate-determining step in cycloolefin metathesis.

VI. SYNTHETIC APPLICATIONS

The great synthetic potential of olefin metathesis rests with its inherent capacity to change the length of the carbon skeleton of hydrocarbons under extremely mild reaction conditions. Its application in areas such as olefin interconversions is obvious. The conversion of propylene into

TABLE 11. Molecular weight dependence on conversion for cyclooctene metathesis with $C_2H_5Al/WCl_6/C_2H_5OH$ catalyst^a

Conversion (%)	Inherent viscosity (dl/g)
6	3.5
11	3.5
15	3.5
26	4.0
46	4.2
75	4.1

^a Data from Reference 86.

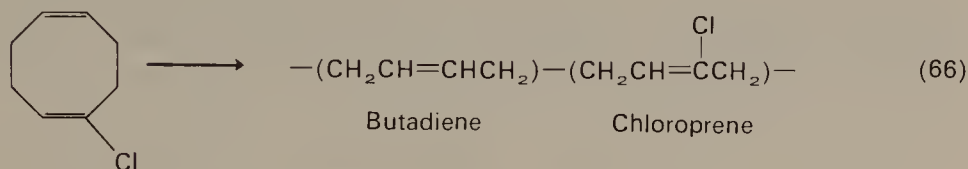
ethylene and butene reached commercial maturity under the trade name Triolefin Process. The growing demand for 2-methylbutenes, used as starting materials for isoprene synthesis, triggered substantial research and development activity in the cross metathesis of isobutylene with propylene. A case-by-case description of all the reported olefin inter-conversions was reviewed by Bailey²⁶.

The effect of substitution on ease of participation in the metathesis reaction is: $[CH_2=] > [RCH_2CH=] > [R_2CHCH=] > [R_2C=]$. A limiting factor in expanding the scope of the reaction to unsaturated reactants possessing heteroatom functional groups, has been the catalyst-poisoning effect of polar entities. Chlorine atoms do not act as catalyst deactivators, hence, a chlorine substituent on a carbon far removed from the vinylic site is tolerable, while chlorine substitution at the vinylic site deactivates the double bond toward the metathesis reaction⁸¹. Recently, the successful metathesis of unsaturated fatty acid esters has been reported using high catalyst levels derived from WCl_6 and $(CH_3)_4Sn$ ⁸². Thus methyl oleate was metathesized to the corresponding octadecene-9 and the dimethyl ester of octadecene-9-dioic acid.

The synthetic applications of olefin metathesis to polymer chemistry are numerous. A homologous series of linear unsaturated polyalkenamers is provided by the application of the reaction on cycloolefins of the general formula $[(CH_2)_n-CH=CH]$, where $n = 2, 3, 5, 6, \dots$ and higher, with the exception of cyclohexene. Unsaturated alicyclic monomers having more than one double bond in the ring undergo polymerization, provided that the double bonds are not conjugated⁸³. Depending on the structure of the repeat unit and the double bond configuration, these polyalkenamers may display elastomeric or plastic-like properties⁸⁴. A comprehensive review

on the preparation of polyalkenamers and their physical properties has been published by Dall'Asta⁸⁵.

Substituted cycloolefins can be polymerized to high molecular weight polymers⁸³, thus providing a route for the preparation of certain perfectly alternating copolymers:



This aspect of cycloolefin polymerization was studied by Ofstead⁸¹.

By conducting the metathesis reaction of cycloolefins at high dilutions a relatively high yield of macrocyclic compounds is afforded²⁵. Of special interest is 1,9-cyclohexadecadiene, the cyclic dimer of cyclooctene, which can be converted to the respective musk-like ketone⁸⁷.

Concurrent studies by Wolovsky⁸⁸, and Ben-Efraim, Batich, and Wasserman⁸⁹ led to the conclusion that interlocked ring systems are present in the macrocyclics mixture of metathesized cyclododecene. The formation of catenanes was accounted for by assuming a concerted intramolecular transalkylidenation of a twisted 'strip', as illustrated in Figure 12.



FIGURE 12. Catenane formation. Reprinted with permission from Calderon, *Accounts Chem. Res.*, **5**, 127 (1972). Copyright by the American Chemical Society.

The cross metathesis reaction of acyclic with cyclic olefins can be directed towards the formation of liquid polymers, dienes, trienes and other polyenes^{37,90}, depending on the prevailing ratio of acyclic/cyclic olefins employed. High molecular weight styrene-butadiene copolymers have been shown to undergo exhaustive cleavage when cross-metathesized with large amounts of acyclic olefins⁹¹. Determination of the resulting fragments was used to elucidate the monomer sequence distribution in the copolymers.

VII. CONCLUSION

Two objectives in olefin metathesis are waiting for a breakthrough. First, hardy catalysts, capable of withstanding polar environments, are needed so that the scope of applications can be expanded into olefins possessing polar functionalities. Second, additional critical experiments are needed that will clarify the mechanism of this remarkable process. Based on experience, it is forecast that the first objective will be realized sooner than the second.

VIII. REFERENCES

1. K. Ziegler, H. G. Gellert, E. Holzkamp, and G. Wilke, *Brennstoff-Chem.*, **35**, 321 (1954).
2. K. Ziegler, E. Holzkamp, H. Breil, and H. Martin, *Angew. Chem.*, **67**, 541 (1955).
3. K. Ziegler, E. Holzkamp, H. Breil, and H. Martin, *Angew. Chem.*, **67**, 426 (1955).
4. G. Natta, *Angew. Chem.*, **68**, 393 (1956).
5. J. N. Dempsey and N. C. Baezinger, *J. Amer. Chem. Soc.*, **77**, 4984 (1955).
6. J. N. Dempsey and N. C. Baezinger, *J. Amer. Chem. Soc.*, **77**, 4987 (1955).
7. F. A. Cotton and G. Wilkinson, *Advanced Inorganic Chemistry*, 2nd ed., Interscience Publishers, New York, p. 776 (1966).
8. M. J. S. Dewar, *Bull. Soc. Chem. France*, **18**, C79 (1951).
9. J. Chatt and L. A. Duncanson, *J. Chem. Soc.*, 2939 (1953).
10. J. S. Anderson, *J. Chem. Soc.*, 1042 (1936).
11. J. R. Joy and M. Orchin, *J. Amer. Chem. Soc.*, **81**, 305 (1959).
12. R. Cramer, *J. Amer. Chem. Soc.*, **86**, 217 (1964).
13. R. Cramer, *Inorg. Chem.*, **4**, 445 (1965).
14. A. W. Anderson and N. G. Merckling, *U.S. Patent* 2,721,189 (1955); *Chem. Abstr.*, **50**, 3008i (1956).
15. W. L. Truett, D. R. Johnson, I. M. Robinson, and B. A. Montague, Paper presented at the 130th National Meeting of the American Chemical Society, Atlantic City, New Jersey, Sept. 1956; see also *J. Amer. Chem. Soc.*, **82**, 2337 (1960).
16. H. C. Eleuterio, *U.S. Patent* 3,074,918 (1963); *Chem. Abstr.*, **55**, 16005h (1961).
17. R. L. Banks and G. C. Bailey, *Ind. Eng. Chem., Prod. Res. Develop.*, **3**, 170 (1964).
18. G. Dall'Asta, G. Mazzanti, G. Natta, and L. Porri, *Makromol. Chem.*, **56**, 224 (1962).
19. G. Natta, G. Dall'Asta, G. Mazzanti, and G. Mortoni, *Makromol. Chem.*, **69**, 163 (1963).
20. G. Natta, G. Dall'Asta, and L. Porri, *Makromol. Chem.*, **81**, 253 (1965).
21. G. Natta, G. Dall'Asta, and G. Mazzanti, *Angew. Chem.*, **76**, 765 (1964).

22. N. Calderon and H. Y. Chen, *U.S. Patent* 3,535,401 (1970); *Chem. Abstr.*, **69**, 105851f (1968).
23. N. Calderon, H. Y. Chen, and K. W. Scott, *Tetrahedron Letters*, 1967, 3327.
24. N. Calderon, E. A. Ofstead, J. P. Ward, W. A. Judy, and K. W. Scott, *J. Amer. Chem. Soc.*, **90**, 4133 (1968).
25. N. Calderon, *U.S. Patent* Nos. 3,439,056 and 3,439,057 (1969); *Chem. Abstr.*, **71**, 38438c and 80807x (1969).
26. G. C. Bailey, *Catalysis Reviews*, **3**, 37 (1969) and references therein.
27. C. P. C. Bradshaw, E. J. Howman, and L. Turner, *J. Catalysis*, **7**, 269 (1967); see also *British Patent* 1,006,049; *Chem. Abstr.*, **63**, 5528h (1965).
28. L. F. Heckelsberg, R. L. Banks, and G. C. Bailey, *Ind. Eng. Chem., Proc. Res. Develop.*, **7**, 29 (1968).
29. W. H. Davenport, V. Kollonitsch, and C. H. Kline, *Ind. Eng. Chem.*, **60**, 10 (1968).
30. J. W. Begley and R. T. Wilson, *J. Catalysis*, **9**, 375 (1967).
31. E. S. Davie, D. A. Whan, and C. Kemball, *J. Catalysis*, **24**, 272 (1972).
32. F. Pennella and R. L. Banks, *J. Catalysis*, **31**, 304 (1973).
33. G. Henrici-Olivé, and S. Olivé, *Angew. Chem. Int. Edit.*, **12**, 153 (1973).
34. N. Calderon, *Accounts Chem. Res.*, **5**, 127 (1972).
35. N. Calderon and W. J. Kelly, unpublished results.
36. P. Gunther, F. Haas, G. Merwede, K. Nutz, W. Oberkirch, G. Pampus, N. Schon, and J. Witte, *Angew. Makromol. Chem.*, **14**, 87 (1970).
37. E. A. Zuech, W. B. Hughes, D. H. Kubik, and E. T. Kittleman, *J. Amer. Chem. Soc.*, **92**, 528 (1970).
38. W. B. Hughes, *J. Amer. Chem. Soc.*, **92**, 532 (1970).
39. J. L. Wang and H. R. Menapace, *J. Org. Chem.*, **33**, 3794 (1968).
40. W. A. Judy, unpublished results.
41. P. R. Marshall and B. J. Ridgewell, *Eur. Polym. J.*, **5**, 29 (1969).
42. G. Pampus, G. Lehnert, and D. Maertens, *Polymer Preprints*, **13**, 880 (1972).
43. K. F. Castner, private communication.
44. E. A. Ofstead, private communication.
45. N. Calderon and D. A. Bates, unpublished results.
46. See a review chapter by D. O. Jordan in *The Stereochemistry of Macromolecules*, Vol. 1 (Ed. A. D. Ketely), Marcel Dekker, New York, 1967, Chap. 1, pp. 1-45.
47. W. Grahlert and K. H. Thiele, *Z. Anorg. Allgem. Chem.*, **383**, 144 (1971).
48. O. J. Klejnot, *Inorg. Chem.*, **4**, 1668 (1965).
49. H. Funk and H. Naumann, *Z. Anorg. Allgem. Chem.*, **343**, 294 (1966).
50. H. Hocker and F. R. Jones, *Makromol. Chem.*, **161**, 251 (1972).
51. G. Calingaert and H. A. Beaty, *Organic Chemistry, An Advanced Treatise*, Vol. II, John Wiley and Sons, Inc., New York, 1950, p. 1806.
52. J. C. Lockhart, *Chem. Rev.*, **65**, 131 (1965).
53. K. Moedritzer and J. R. Van Wazer, *J. Amer. Chem. Soc.*, **86**, 802 (1964).
54. J. C. Mol, J. A. Moulijn, and C. Boelhouwer, *Chem. Commun.*, 633 (1968).
55. A. Clark and C. Cook, *J. Catalysis*, **15**, 420 (1969).
56. K. W. Scott, N. Calderon, E. A. Ofstead, W. A. Judy, and J. W. Ward, *Advances in Chemistry Series*, **91**, 399 (1969).
57. E. A. Ofstead and N. Calderon, *Makromol. Chem.*, **154**, 21 (1972).
58. J. D. Cox, *Tetrahedron*, **19**, 1175 (1963).

59. F. S. Dainton, T. R. E. Devlin, and P. A. Small, *Trans. Faraday Soc.*, **51**, 1710 (1955).
60. N. Calderon, E. A. Ofstead, W. A. Judy, Paper presented at the Central Regional Meeting, *Amer. Chem. Soc.*, Akron, Ohio, May 1968.
61. W. R. Kroll and G. Doyle, *J. Catalysis*, **24**, 356 (1972).
62. P. Teyssie, private communication.
63. R. Hoffman and R. B. Woodward, *J. Amer. Chem. Soc.*, **89**, 2486 (1967).
64. For a complete discussion see R. B. Woodward and R. Hoffman, *The Conservation of Orbital Symmetry*, Verlag Chemie, Weinheim, 1970.
65. F. D. Mango and J. H. Schachtschneider, *J. Amer. Chem. Soc.*, **89**, 2484, (1967).
66. F. D. Mango, *Advan. Catal.*, **20**, 291 (1969).
67. F. D. Mango and J. H. Schachtschneider, *J. Amer. Chem. Soc.*, **93**, 1123, (1971).
68. F. D. Mango, *Polymer Preprints*, **13**, 903 (1972).
69. G. S. Lewandos and R. Pettit, *Tetrahedron Letters*, 1971, 789.
70. D. J. Cardin, M. J. Doyle, and M. F. Lappert, *Chem. Commun.*, 927 (1972).
71. P. P. O'Neill and J. J. Rooney, *Chem. Commun.*, 104 (1972).
72. P. P. O'Neill and J. J. Rooney, *J. Amer. Chem. Soc.*, **94**, 4383 (1972).
73. L. Cassar, P. E. Eaton, and J. Halpern, *J. Amer. Chem. Soc.*, **92**, 3515 (1970).
74. T. Katz and S. Cerefece, *J. Amer. Chem. Soc.*, **91**, 6520 (1969).
75. R. H. Grubbs and T. K. Brunck, *J. Amer. Chem. Soc.*, **94**, 2538 (1972).
76. C. G. Biefeld, H. A. Eick, and R. H. Grubbs, *Inorg. Chem.*, **12**, 2166 (1973).
77. A. R. Fraser, P. H. Bird, S. A. Bezman, J. R. Shapley, R. White, and J. A. Osborn, *J. Amer. Chem. Soc.*, **95**, 597 (1973).
78. C. P. Casey and T. J. Burkhardt, *J. Amer. Chem. Soc.*, **95**, 5833 (1973).
79. C. P. Casey and T. J. Burkhardt, *J. Amer. Chem. Soc.*, **96**, 7808 (1974).
80. J. L. Herisson and Y. Chauvin, *Makromol. Chem.*, **141**, 161 (1971).
81. E. A. Ofstead, Paper presented at the 4th International Synthetic Rubber Symposium, London, Sept. 1969; SRS4, No. 2, p. 42.
82. P. B. Van Dam, M. C. Mittelmeijer, and C. Boelhouwer, *Chem. Commun.*, 1221 (1972).
83. N. Calderon, E. A. Ofstead and W. A. Judy, *J. Polymer Sci.*, A-2, **5**, 2209 (1967).
84. N. Calderon and M. C. Morris, *J. Polymer Sci.*, A-2, **5**, 1283 (1967).
85. G. Dall'Asta, *Rubber Reviews*, **47**, 511 (1974).
86. N. Calderon, unpublished results.
87. L. G. Wideman, *J. Org. Chem.*, **33**, 4541 (1968).
88. R. Wolovsky, *J. Amer. Chem. Soc.*, **92**, 2132 (1970).
89. D. A. Ben-Efraim, C. Batich, and E. Wasserman, *J. Amer. Chem. Soc.*, **92**, 2133 (1970).
90. W. J. Kelly, Paper presented at the 163rd National Meeting of the American Chemical Society, Boston, Mass., April, 1972.
91. L. Michajlov and H. J. Harwood, *Polymer Preprints*, **11**, 1198 (1970).

CHAPTER 11

Oxidation of $C=C$ and $C=N$ groups

P. M. HENRY and G. L. LANGE

*Department of Chemistry, University of Guelph, Guelph,
Ontario, Canada*

I. INTRODUCTION	966
II. OXIDATION OF $C=C$ BONDS	968
A. Metal Ion Oxidants	968
1. Non-transition metal oxidants	968
a. General	968
b. Mercury(II)	969
c. Thallium(III)	979
d. Lead(IV)	992
e. Bismuth(V)	1000
f. Cerium(IV)	1000
2. Transition metal oxidants	1001
a. General	1001
b. Palladium(II)	1003
c. Platinum(II), rhodium(III), ruthenium(III), osmium(III), iridium(III)	1015
d. Copper(II)	1017
e. OsO_4 , RuO_4 , and Re_2O_7	1018
f. Potassium permanganate	1021
g. Chromium(VI)	1023
h. Gold(III)	1026
i. The strong one electron oxidants: cobalt(III), manganese(III), manganese(IV) and vanadium(V)	1026
3. Oxidations by other reagents catalysed by transition metal ions	1028
a. Introduction	1028
b. H_2O_2 or peroxides	1029
c. Metal ions plus O_2	1032
d. Iodine and silver carboxylate	1035
B. Non-metal Oxidants	1036
1. Peroxyacid and peroxide oxidants	1036
a. Peroxyacids	1036
b. Hydrogen peroxide oxidation of $C=C$	1042
c. Alkyl hydroperoxides in oxidation of $C=C$	1043

2. Hypohalites and related oxidants	1044
3. Ozone	1046
a. Properties of ozone	1046
b. Mechanism of ozonolysis reaction	1047
c. Special applications of the ozonolysis reaction	1054
4. Molecular oxygen	1055
a. Singlet oxygen	1056
b. Ground-state molecular oxygen (autoxidation)	1062
5. Selenium dioxide	1065
III. OXIDATION OF C=N BONDS	1067
A. Introduction	1067
B. Metal Ion Oxidants	1068
1. Non-transition metal oxidants	1068
a. Mercury(II)	1068
b. Thallium(III)	1068
c. Pb(OAc) ₄	1069
d. Cerium(IV)	1076
2. Transition metal oxidants	1076
a. Palladium(II)	1076
b. Copper(II)	1077
c. Silver(I)	1077
d. Chromium(VI)	1077
e. Manganese(IV)	1077
C. Non-metal Oxidants	1078
1. Peroxyacid oxidants	1078
2. Ozone	1080
3. Molecular oxygen	1081
4. Nitrogen dioxide and nitrous acid	1081
IV. REFERENCES	1082

I. INTRODUCTION

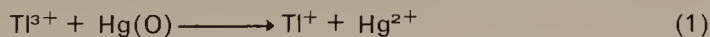
The oxidation chemistry of alkenes is much more extensive than that of the various chemical groups which contain the C=N function. For that reason this chapter is considerably lopsided in favour of the former.

The discussion of both will be divided into two main subsections: oxidations by metal ions, and oxidations by non-metallic substances. This seems to be a logical division since most metal-ion catalysed reactions have common mechanistic features. These similarities in mechanism for various metal-ion oxidations will be emphasized in the discussion. In general, the modes of oxidation by non-metallic substances are more diverse and common mechanistic schemes are not normally encountered.

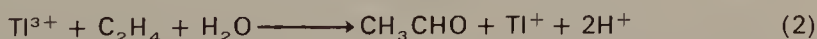
The field of metal-ion catalysed oxidations of alkenes has received considerable study in the last few years because of its industrial importance and to cover it exhaustively would itself require a book. In order to limit the length of the chapter, practically all reactions discussed will be in homogeneous media. This excludes the extensive field of heterogeneous catalysis for which detailed mechanistic knowledge is limited.

As a general rule the oxidation of isolated double bonds will be emphasized but not to the complete exclusion of other systems. Thus some examples of oxidation of both conjugated and unconjugated diene systems will be given. Also some allylic oxidations will be included particularly when the attachment of oxidant to the double bond occurs. The only substances completely excluded will be aromatic substrates.

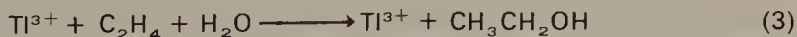
The definition of oxidation in organic chemistry is a subject which is confusing to many chemists. Since this chapter will be concerned with oxidation of organic compounds it is perhaps appropriate to say a few words on this subject. The inorganic chemist has little trouble in defining oxidation as a loss of electrons or reduction as a gain of electrons since he is dealing with ionizable substances. Hence consider equation (1) in which thallium is obviously reduced in oxidation state by two while mercury increases its oxidation state by two.



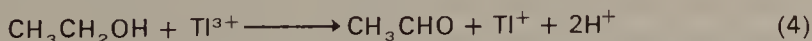
The organic chemist has no such convenient means of defining oxidation state. In some cases organic oxidation is apparent from change in valence of the oxidant. Consider the oxidation of ethylene by Ti^{3+} to be discussed later. The Ti^{3+} has gained two electrons in going from Ti^{3+} to Ti^+ so



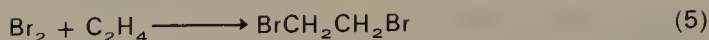
the organic system must have lost two electrons. However consider the hydration of ethylene in the presence of Ti^{3+} . The Ti^{3+} has not been reduced, so ethylene and ethanol have the same oxidation state while



CH_3CHO is in a two-electron-higher oxidation state than ethanol as shown by the following:

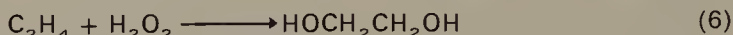


Often it is not so obvious that oxidation has occurred. Thus the bromination of ethylene is an oxidation because bromine goes from a zero oxidation

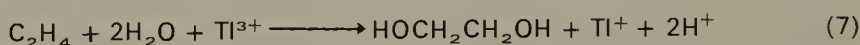


state to a minus one. Another way of putting it is that in Br_2 there are 14 valence electrons while they have a total of 16 in ethylene dibromide. It may be mentioned here that, although halogenation of alkenes is an oxidation, it will not be treated in this chapter because it is a common reaction with a large body of literature that will be discussed elsewhere.

Consider next the hydroxylation of olefins by H_2O_2 to give glycols.



This can be shown to be a two-electron oxidation because it can also be carried out by the following reaction in equation (7). The hydroxylation



also is a two-electron oxidation since in H_2O_2 , each oxygen is in a -1 oxidation state while in ethylene glycol each is in a -2 state. Consider the hydration of ethylene (equation 3). This is a non-oxidative reaction because the oxygen is in a -2 state in both water and ethylene glycol. Of course a similar type of reasoning is also involved in the oxidation of the $\text{C}=\text{N}$ group.

II. OXIDATION OF $\text{C}=\text{C}$ BONDS

A. Metal Ion Oxidants

1. Non-transition metal oxidants

a. *General.* With exception of Ce^{IV} , which behaves as a strong one-electron oxidant and has little olefin oxidation chemistry, the only important non-transition metal oxidants are the isoelectronic series: Hg^{II} , Tl^{III} and Pb^{IV} . These oxidants are almost always two-electron oxidants. The oxidation chemistry of these metal ions would not be predicted from their position in the periodic table. Thus in the preceding members of each group the higher oxidation state is the most stable. The sudden change in properties in going from the fifth to the sixth period is called the 'inert pair' effect which refers to the difficulty of removal of the inert $6s^2$ electrons¹. Thus for Tl^0 the configuration of the valence shell is $6s^2 6p$ from which an electron is readily lost to give Tl^{I} ($6s^2$). The high $\text{Tl}^{\text{III}}\text{--Tl}^{\text{I}}$ oxidation potential (1.24 V) reflects that Tl^{III} does not readily form because of the inert pair ($6s^2$).

The oxidation potential increases with increasing atomic number. Thus the potentials of the $\text{Hg}^{\text{II}}\text{--Hg}^0$; $\text{Tl}^{\text{III}}\text{--Tl}^{\text{I}}$, and $\text{Pb}^{\text{IV}}\text{--Pb}^{\text{II}}$ couples in water are 0.85 V, 1.24 V and 1.69 V respectively. Being isoelectronic the general mode of interaction of these three metal ions might be expected to be similar with the increasing oxidation potentials causing some differences in reactivity. As discussed below, this expectation is realized.

A logical extension of the series discussed above is to Bi^{V} . This oxidation state of bismuth is usually encountered as sodium bismuthate, NaBiO_3 , which is a powerful oxidant. However its olefin oxidation chemistry has been little studied. A couple of examples of olefin oxidation by bismuth salts will be mentioned below.

b. *Mercury(II)*. Mercury(II), having the lowest oxidation potential, might be expected to be the weakest oxidant of the series and, in fact, its chemistry is dominated by formation of stable adducts with olefins. The most common type of adduct is formed by the oxymercuration reac-

tion ($\text{R} = \text{H, alkyl, } \text{--}\overset{\text{O}}{\parallel}\text{C--CH}_3 \text{ etc}$) which has been known since about 1900.



The field was reviewed by Chatt in 1951² and more recently by Kitching³. The reaction is of some interest in oxidation by metal ions since unstable adducts of this type are believed to be intermediates in oxidations by other metal ions.

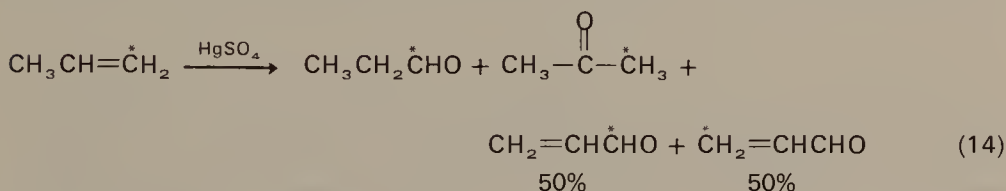
Oxymercuration has all the characteristics of an electrophilic reaction. Addition is Markownikoff which means the --OR adds to the most substituted carbon of the double bond. Furthermore electron releasing substituents on the vinylic carbon increase the rate of oxymercuration.



In a kinetic study of the reaction in water Halpern and Tinker⁴ found a ρ^* of -2.77 which is close to that expected for a free carbonium ion in the transition state. The reaction is sometimes pictured as the rearrangement of an intermediate $\text{Hg}^{\text{II}}\text{--}\pi\text{-complex}$ to a transition state with considerable charge on one carbon. However there is no compelling evidence for such intermediate $\pi\text{-complexes}$ and there has been considerable controversy concerning their existence⁵⁻⁷. They have been

Metzger¹⁴, using HgSO_4 and $\text{Hg}(\text{ClO}_4)_2$, found mainly acrolein under most reaction conditions but did detect appreciable (c. 10%) yields of acetone and smaller amounts (2–5%) of propanal. On the basis of mechanistic studies they postulated the mechanism in equation (13)^{9,15}.

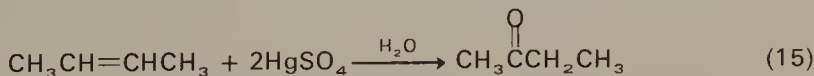
Evidence for this mechanism was provided by ^{14}C -labelling studies¹⁵. The scrambling of the label in the acrolein product is evidence for a



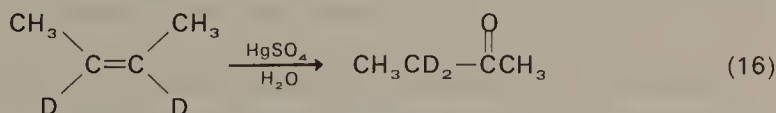
symmetrical intermediate such as the π -allylic intermediate postulated. One problem with the reaction scheme is that the oxidation of propylene to acrolein is a four-electron oxidation and this type of oxidation would not be expected to occur in a single step. Intermediate oxidation products such as allyl alcohol might be expected. Also there is no evidence for $\text{Hg}^{\text{II}}-\pi$ -allylic complexes. In addition, the mode of formation of acrolein from the final intermediate is unclear.

More recent reports of the oxidation of propylene by $\text{Hg}(\text{NO}_3)_2$ indicate acetone is the only product^{16,17}. The reaction was first order in oxymercuration adduct and was not accelerated by free Hg^{2+} . However addition of HNO_3 or salts such as LiNO_3 , NaNO_3 , KNO_3 or NaClO_4 increased the rate of decomposition of mercurial. This acceleration by salts was similar to that observed in the mercuration of benzene¹⁸ or oxidation of olefins by Ti^{III} ¹⁹. The increasing electrolyte concentration has been postulated to lower the water activity thus desolvating the metal ion, making the metal ion more reactive.

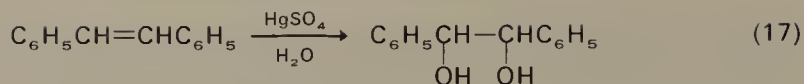
Internal olefins without phenyl substitution give almost exclusively ketones¹⁶, thus 2-butene gives 2-butanone. A deuterium-labelling experi-



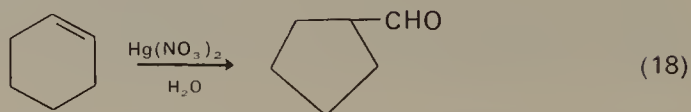
ment indicates that a hydride shift is involved in the formation of 2-butanone⁹. Phenyl-substituted olefins give glycol type products. Thus



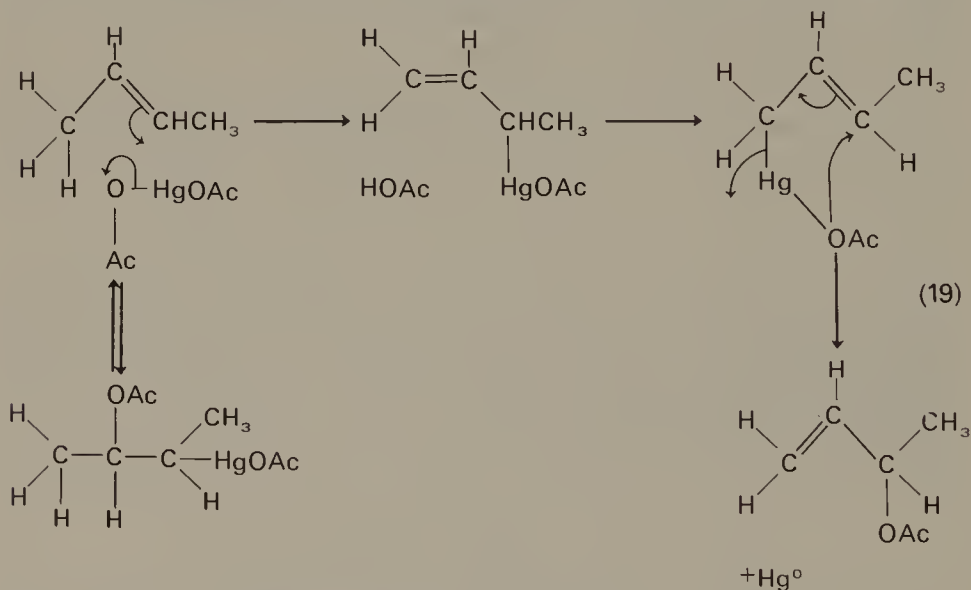
stilbene gives 1,2-dihydroxy:1,2-diphenylethane²⁰. Sometimes products arising from carbon migration are found. Thus cyclohexene is oxidized to



cyclopentanecarboxaldehyde by $\text{Hg}(\text{NO}_3)_2$ ^{20,21}.

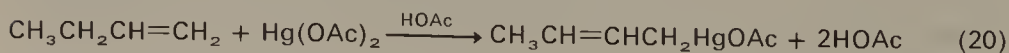


The oxidation of olefins by $\text{Hg}(\text{OAc})_2$ in acetic acid gives much less product variety than in water. Thus both terminal and internal olefins are oxidized to allylic acetate in the Treibs reaction²². This reaction has been applied to a number of olefins of various structures²²⁻²⁶. Oxidation of either 1- or 2-butene gives the same product, 3-acetoxy-1-butene. The mechanism of this reaction has been studied by Rappoport and co-workers²⁷. The main features of the scheme are: (i) the olefin is mainly in the form of mercurial but this is in equilibrium with free olefin and $\text{Hg}(\text{OAc})_2$; (ii) the free olefin and $\text{Hg}(\text{OAc})_2$ can react to give a secondary

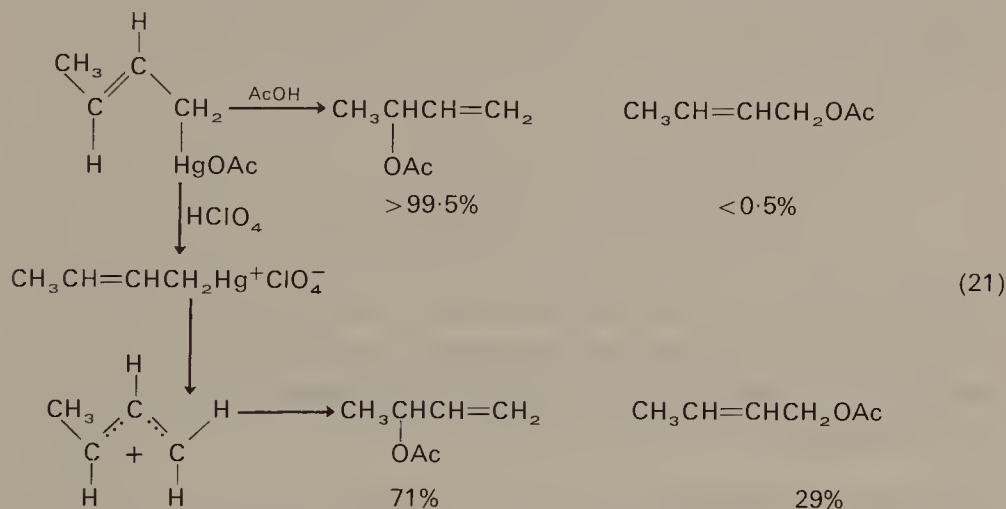


allylic mercurial; (iii) The secondary mercurial is in rapid equilibrium with the more stable primary allylic mercurial; (iv) The primary mercurial decomposes via an internal attack with elimination of Hg^0 to give the secondary allylic acetate.

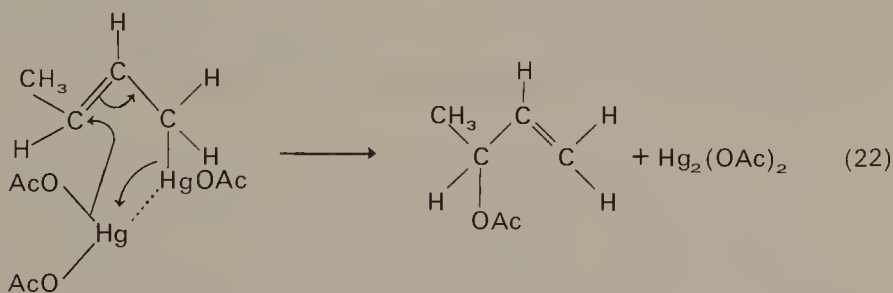
1-Butene gives the same product since its reaction with mercuric acetate gives the primary allylic acetate directly.



The same workers studied the decomposition of the preformed primary mercuric acetate and found it did give exclusively the secondary allylic acetate in absence of acid^{27,28}. However in the presence of perchloric acid a mixture of primary and secondary allylic acetates were formed in the ratio expected from solvent attack on a crotyl allylic carbonium ion²⁸. The rate of the neutral demercuration is increased by addition of $\text{Hg}(\text{OAc})_2$. This is believed to result from the change of leaving group from Hg^0 to



$(\text{Hg}^{\text{I}})_2$ in the presence of $\text{Hg}(\text{OAc})_2$.

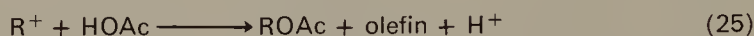
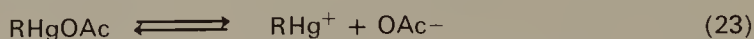


Monomeric Hg^0 is an unstable species and its formation in the transition state for decomposition would add considerably to the activation energy. This is, no doubt, one of the reasons why mercurials are so stable. However $\text{Hg}_2(\text{OAc})_2$ is a stable species and its formation in the transition state would not add appreciably to the activation energy.

Note that the Treibs reaction amounts to a two-electron oxidation corresponding to the formation of allylic alcohols in water. This suggests that perhaps allylic alcohols are the primary products in water but are oxidized rapidly to the unsaturated ketones. Two recent reports indicate

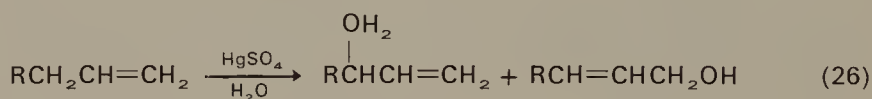
this to be the case^{29,30}. Thus the mechanism in water could be very similar to that suggested by Rappoport and coworkers²⁷.

How can the various products observed by different workers be rationalized in terms of known organometallic chemistry of mercury(II)? A very significant study in this regard is the work of Jensen and Ouellette on the solvolysis of organomercurials^{31,32}. In acetic acid the solvolysis of cyclohexyl mercuric perchlorate to give cyclohexene and cyclohexyl acetate proceeded at a rate 10^5 -times faster than cyclohexyl mercuric acetate³¹. Furthermore the solvolysis of the acetate occurred by prior ionization of the acetate.




Furthermore there was a marked influence of alkyl structure on the rate³². Thus isopropyl mercuric perchlorate solvolysed about 10^4 -times faster than ethylmercuric perchlorate. This indicates that there is considerable charge on the carbon attached to the mercury in the transition state.

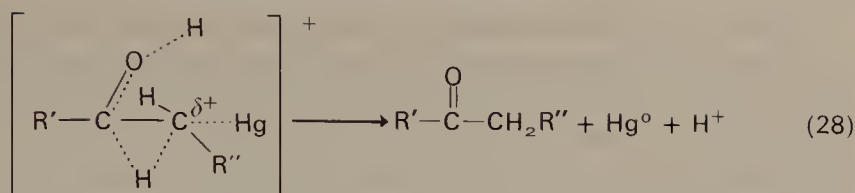
A recent report by Tinker³⁰ has shed considerable light on the oxidation of olefins by mercuric salts. He found that the oxidation of terminal olefins such as propylene, 1-butene and 1-hexene by $\text{Hg}(\text{SO}_4)_2$ gave as primary products the allylic alcohols which were mainly the unsaturated secondary alcohols. The alcohols are rapidly oxidized to unsaturated ketones. However the same terminal olefins were oxidized to saturated



methyl ketones by mercuric nitrate or mercuric perchlorate. Tinker explained these results by the stability of the intermediate oxymercuration adduct. Now if R'' is an alkyl group, the rate of solvolysis would be faster by



a factor of at least 10^4 -times that if R'' is a hydrogen, according to Jensen and Ouellette³². In this case solvolysis proceeds to give a carbonyl product by hydride migration to neutralize the incipient carbonium ion as Hg^0 leaves.



However if R'' is a hydrogen the adduct is much more stable and the nature of A becomes important. The more strongly complexing is A, the more stable is the oxymetallation adduct to solvolysis. Sulphate is a better complexing agent than either nitrate or perchlorate, so mercuric sulphate does not oxidize terminal olefins to saturated alcohols while mercuric nitrate and mercuric perchlorate do give saturated ketones.

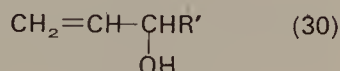
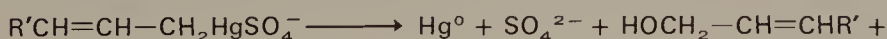
Since the mercuric sulphate oxymercuration adduct is stable to solvolysis it has the opportunity to undergo allylic oxidation. In the case of the Treibs reaction in acetic acid with mercuric acetate the acetate is such a strong complexing agent that saturated products are not formed with either terminal or internal olefins. This is in keeping with the results of Jensen and Ouellette who found that cyclohexylmercuric acetate solvolysed about 10^5 -times more slowly than the perchlorate salt. Thus even the adduct with mercury attached to a secondary carbon is stable to solvolysis.

Tinker³⁰ proposed that the allylic mercurial is formed by dehydration of the oxymercurial rather than by direct attack on the olefin as originally proposed by Rappoport and coworkers²⁷. He demonstrated that the



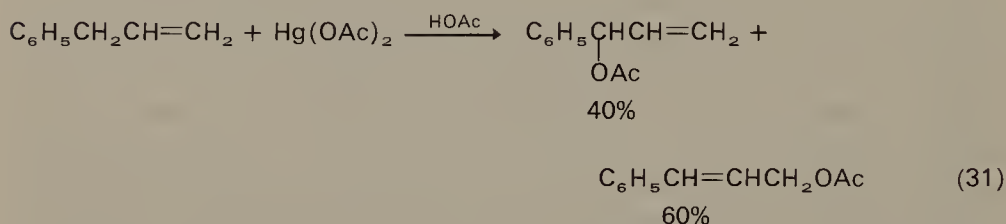
corresponding alcohols will dehydrate under the reaction conditions so it is quite reasonable the mercurials would also do so.

Tinker observed both primary and secondary allylic alcohols in at least one case (1-pentene). This implies an allylic carbonium ion type

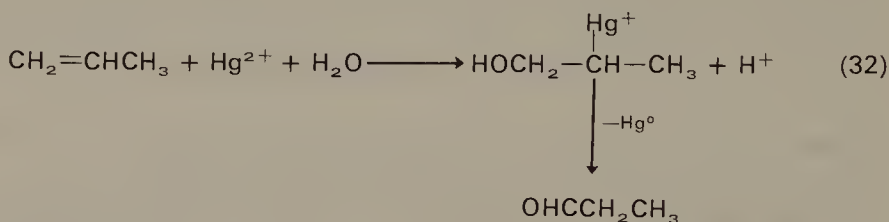


decomposition found for allylic mercuric acetates in the presence of HClO₄ (equation 21) rather than the internal rearrangement found in the absence of strong acid (equation 19). This is reasonable since sulphate is a much weaker complexing agent than acetate.

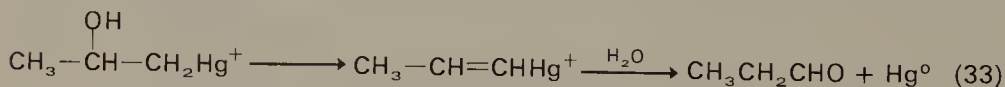
Tinker's proposals are actually rather close to more recent suggestions of Rappoport and coworkers. In a report³³ on the oxidation of allylbenzene in acetic acid by mercuric acetate, published about a year before Tinker's communication, they mentioned the possibility of the allylic mercurial being formed by elimination of HOAc from the oxymercuration adduct in a manner analogous to that suggested by Tinker. In addition Rappoport and coworkers found both primary and secondary allylic acetates as products in the kinetically controlled distribution. At equilibrium the product is almost entirely the primary allylic acetate. To explain these results they suggested an allylic carbonium ion intermediate.



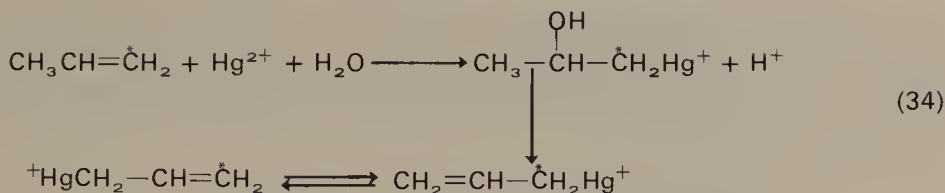
One interesting facet of the dehydration mechanism of Tinker for formation of allylic mercurial is that it offers an explanation of the propionaldehyde product found by Strini and Metzger¹³ in the oxidation of propylene. Since oxymercuration is very strongly Markownikoff, the formation of propionaldehyde by anti-Markownikoff oxymercuration



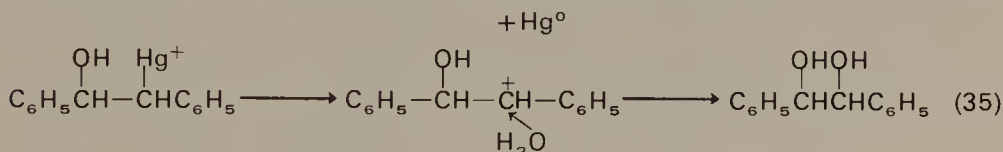
followed by solvolysis does not seem likely. Tinker proposes instead that the mercurial can be dehydrated to a vinyl mercurial which solvolyses to propionaldehyde.



The ¹³C-labelling experiments of Strini and Metzger¹⁴, mentioned previously, which suggest a symmetrical species could be satisfied by a rapidly switching pair of allylic mercurials as found in acetic acid, and which is known to occur from n.m.r. spectra³³.



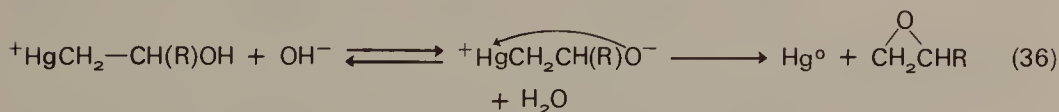
The formation of glycols from phenyl-substituted olefins can be explained by stabilization of the incipient carbonium ion by the phenyl ring, thus allowing attack by solvent. In light of oxidations by Ti^{III} , to be



discussed next, it seems fair to ask if glycols are possible products in the oxidation of non-phenyl-substituted olefins, especially since glycols are difficult to detect. It may be worthwhile taking a closer look for glycol products in, for instance, the propylene oxidation.

Certainly all the factors involved in product distribution have not been elucidated by the previous discussion. In some cases even mercuric perchlorate has been reported to give allylic ketones¹³. An important consideration may be water activity as determined by salt concentration. Thus, as discussed above, Saito and Matsuo^{16,17} found that increased salt concentration increased the rate of decomposition of mercurial to saturated ketone. This is a factor not generally recognized which could explain some of the discrepancies in the literature.

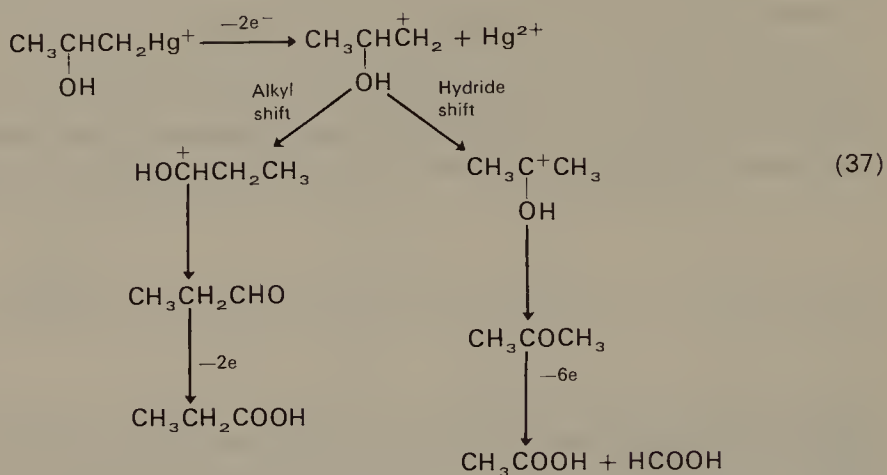
There is one report³⁴ of the decomposition of hydroxymercuration adducts to give olefin oxides. The mercurial is first formed by introducing the olefin in an aqueous suspension of HgSO_4 , adjusting the pH to 8–13



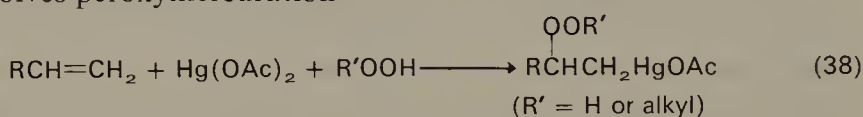
and heating at 70–300°C. The olefin is no doubt formed by neighbouring oxide attack on the Hg^{II} . The pH range is probably a compromise between that range in which appreciable amounts of $\text{}^+\text{HgCH}_2\text{CH(R)O}^-$ are formed and the more basic range in which the very stable $\text{HOHgCH}_2\text{CH(R)OH}$ is mainly present.

Oxymercuration adducts have also been decomposed electrochemically^{35,36}. A variety of products are obtained because the initial products are oxidized further. Thus in aqueous perchloric acid propylene

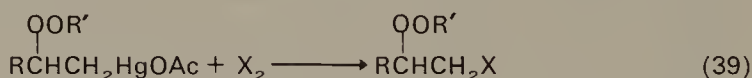
gives acetone, propionaldehyde, formic acid, acetic acid and propionic acid. The product distribution depends to a large extent on electrode potential. The following scheme is used to explain the product distribution with propylene:



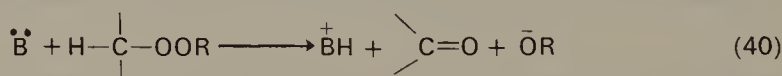
A novel oxymercuration, which results in eventual net oxidation of the olefin, involves peroxymercuration



The peroxy adduct can be reacted with halogen to give halogen substituted peroxides (X = Br, I) or with a base (B) to give ketones³⁷. Reduc-



tion of the adduct with sodium borohydride gives a mixture of peroxide

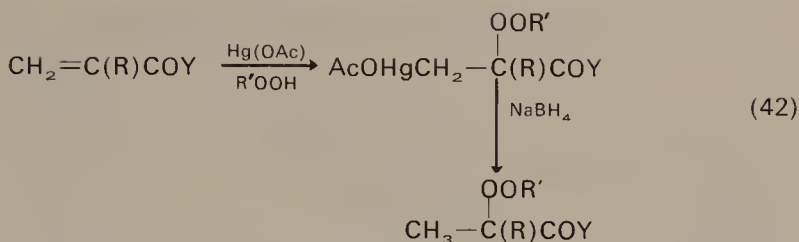


and epoxide^{37,38}.

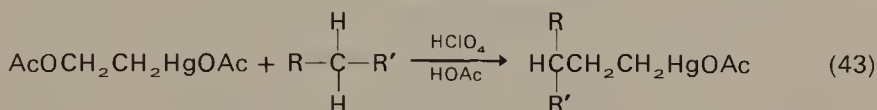


This synthesis has been used to prepare the previously unknown α -carbonyl substituted peroxides³⁹ (Y = CH₃, OCH₃). A by-product (10–30%) was the corresponding epoxide. α,β -Unsaturated esters also gave the corresponding peroxides in high yields³⁹.

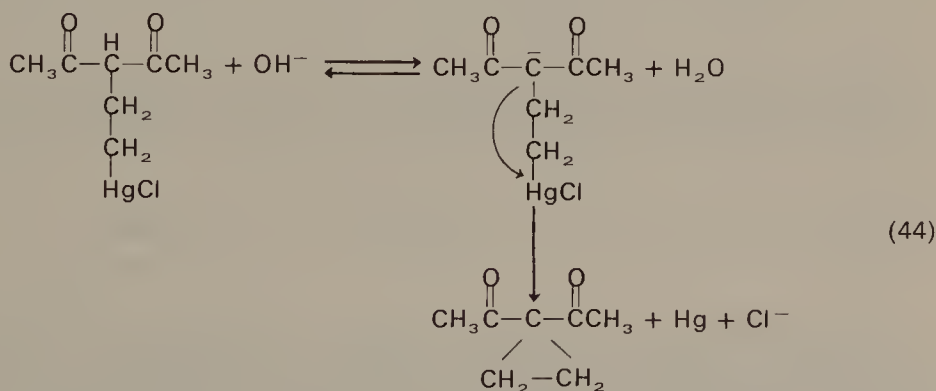
A rather novel oxidation of mercurials involves the reaction of oxymercurials with active methylene compounds followed by the demercura-



tion of the resulting adducts. The reaction of an acetoxymercurial in acetic acid containing perchloric acid with an active methylene compound such as ethyl acetoacetate results in the introduction of an acetoxymercuriethyl group into the active methylene compound⁴⁰. The scope of the reaction was later studied⁴¹. It was found to occur between oxy-



mercurials of 1-olefins and active methylene compounds which exist mainly in the enol form. These include acetylacetone and benzoylacetone. Acetic acid, methanol, ethanol and 2-propanol have been used as solvents. In aqueous potassium hydroxide, 3,3-diacylpropylmercuric chlorides gave 1,1-diacylcyclopropanes and mercury presumably through an S_N1 mechanism. The same product was obtained in alcohol containing perchloric acid although by a somewhat different type of mechanism.



c. *Thallium(III)*^{42,43}. As opposed to Hg^{II}, oxidation of olefins by Tl^{III} salts is relatively recent. The first report was in 1961 by Grinstead⁴⁴ who found that ethylene and 2-hexene were oxidized in water and water-acetic acid media to glycols or their monoesters and carbonyl products. Thus ethylene in water was oxidized to ethylene glycol and acetaldehyde.



TABLE I. Product distributions for the thallic oxidation of various olefins

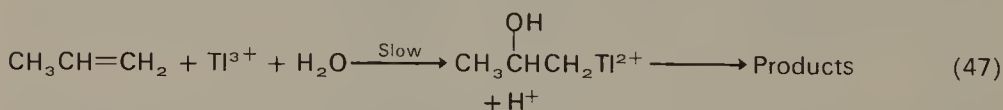
Olefin	Carbonyl product	Carbonyl product (%)	Glycol product (%)
Ethylene	Acetaldehyde	45	55
Propylene	Acetone	75-85	15-25
1-Butene	Methyl ethyl ketone	45-55	15-25
<i>cis</i> -2-Butene	Methyl ethyl ketone	65-80	<0.5
<i>trans</i> -2-Butene	Methyl ethyl ketone	65-80	<0.5
Isobutene	Isobutyraldehyde	37	52

A study⁴⁵ of the product distributions from low molecular weight alkenes indicated that both carbonyl and glycol products are formed. With 1-alkenes the only carbonyl product is the ketone rather than the aldehyde. An exception is isobutene which gives isobutyraldehyde as product. Results are listed in Table 1.

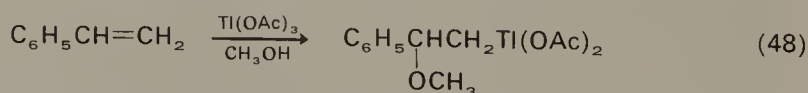
The rate of olefin oxidation increased with increasing substitution on one carbon of the double bond⁴⁵. Thus propylene and 1-butene were oxidized 160-times faster than ethylene, and isobutene was oxidized 10⁵-times faster than ethylene. This effect of olefin structure is analogous to oxymercuration⁴ (see previous section) and in fact the rate expression of Tl^{III} oxidation is of the same form as that for oxymercuration:

$$\frac{d[\text{Tl}^{3+}]}{dt} = k[\text{Tl}^{3+}][\text{olefin}] \quad (46)$$

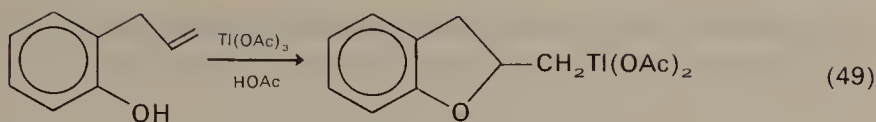
These results suggest that an oxythallation adduct is the intermediate. The reaction scheme using propylene as an example would be as follows:



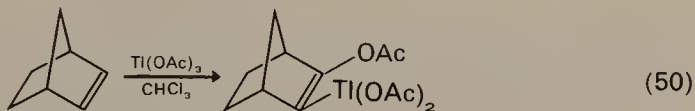
There is some analogy for the postulated oxythallation intermediate since several adducts have been isolated. They include the reaction product of Tl(OAc)₃ and styrene in methanol⁴⁶, the reaction of *o*-allyl phenol with Tl(OAc)₃ in HOAc⁴⁷, the reaction product of norbornene



with Tl(OAc)₃, in chloroform⁴⁸, and the reaction product from isobutene and Tl(OAc)₃ in a mixed solvent containing 80% (v/v) tetrahydrofuran,



10% H_2O and 10% acetic acid⁴⁹. Note that the stereochemistry of addition



to norbornene (equation 50) is *cis-exo* analogous to that for oxymercuration. However, it is generally assumed that, as with oxymercuration (see



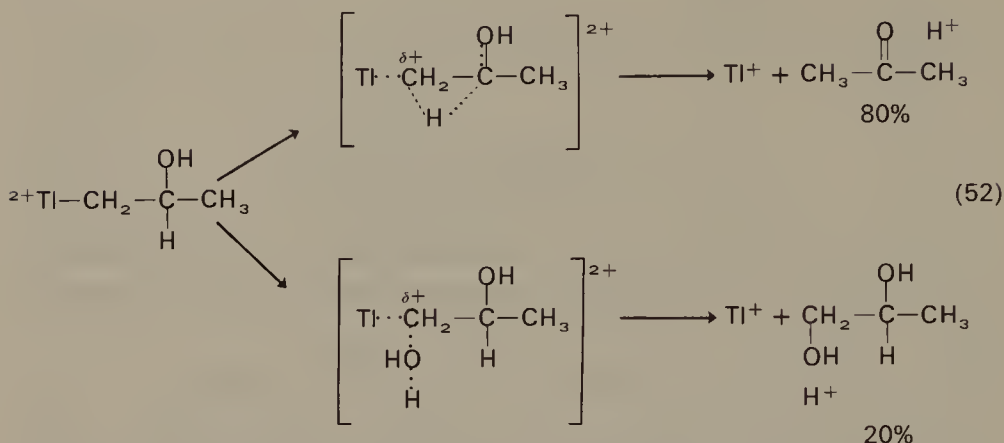
previous section), oxythallation of unstrained olefins is *trans* and stereochemistry of final products can usually be explained on this basis.

The secret to isolating a relatively stable oxythallation adduct is to choose a reaction system in which oxythallation is faster than decomposition. Thus the Ti^{III} alkyl will be most stable to decomposition when the Ti^{III} is attached to a primary carbon and is stabilized by complexation to groups such as acetate (see discussion on stability of oxymercuration adducts in previous section). However, in strongly complexing media the oxythallation rate is retarded. To overcome this rate retardation, reactive olefins such as isobutene must be employed, hence in a study of oxidation of the olefins listed in Table 1 in aqueous acetic acid containing acetate ion, it was found that the rate was much slower than in aqueous perchloric acid medium such that the active Ti^{III} species in the former system is $\text{Ti}(\text{OAc})_2^+$ rather than $\text{Ti}^{3+}(\text{aq})$ in the latter system. In the case of isobutene, at high acetate concentration there was evidence that the oxythallation intermediate shown in equation (51) was present in appreciable amounts⁵⁰.

Further evidence for intermediate oxythallation adducts in the oxidation of olefins was provided by Byrd and Halpern⁵¹ using stopped-flow techniques. These workers obtained direct spectral evidence for the oxythallation intermediate. They also determined the Taft ρ^* for the reaction and found a value of -3.2 . The similarity of this value to that for hydroxymercuration⁴ suggests that a hydroxythallation adduct is an intermediate in the reaction.

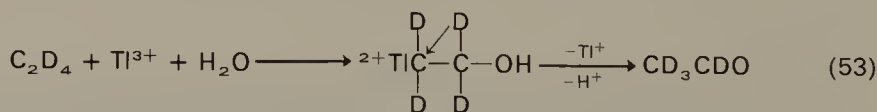
The products of the oxidation can be explained if it is assumed that decomposition of the oxythallation product occurs by breaking of the

Tl^{III}-carbon bond to give Tl^I and an incipient carbonium ion. For the adduct from propylene in water the scheme is as follows:



Hence, in this particular case the products arise from neutralization of the incipient carbonium ion by hydride shift or attack of water. Note that with propylene in water the product distribution is simpler than in the Hg^{II} oxidation in that allylic oxidation products are not formed. The reason, of course, is that the oxythallation adduct is too reactive to permit the route leading to allylic products to be operative; also note that the carbonyl product is acetone rather than propionaldehyde. This is to be expected since electrophilic additions such as oxythallation are strongly Markownikoff while non-Markownikoff addition followed by decomposition is required to produce propionaldehyde.

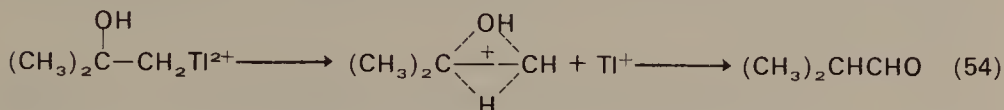
Support for hydride migration in the decomposition of the hydroxythallation adduct comes from deuterium-labelling studies⁵². Ethylene-*d*₄ is oxidized by Tl³⁺ salts in water to give acetaldehyde-*d*₄, the product expected from a hydride shift. Furthermore the value of $k_{\text{H}}/k_{\text{D}}$ is 0.8.



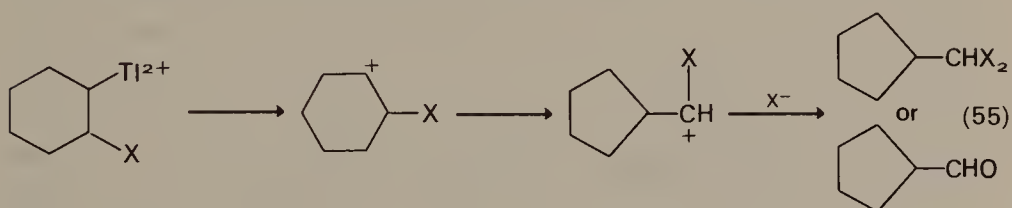
Since it can be shown from other labelling experiments with 1,2-dideuteroethylene that the isotope effect for hydride shift compared to deuteride shift, $k_{\text{H}}/k_{\text{D}}$ is 1.9 the decomposition step must not be rate determining. This is consistent with the scheme represented by equation (47).

With suitable olefin structures, products arising from other means of neutralizing the incipient carbonium ion might be expected. Thus in Table 1 the isobutyraldehyde product obtained from isobutene almost

certainly did not arise from the non-Markownikoff addition followed by decomposition but rather by neighbouring hydroxyl participation⁵⁰.



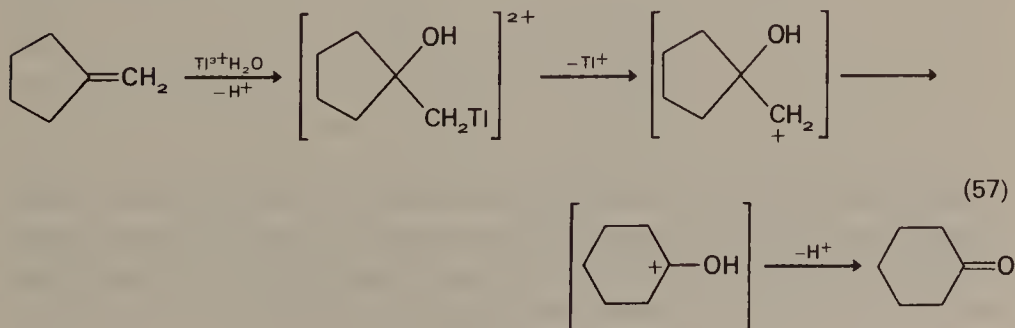
Wagner–Meerwein shifts would also be expected and several workers have reported ring-contracted products from cyclohexene in water^{53,54}, acetic acid^{47,55}, and methanol^{47,56} (X = OH, OCH₃ or OAc).



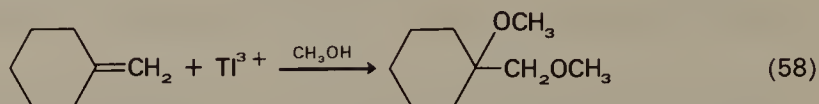
Cyclobutene⁵³, cycloheptene^{53,57}, and cyclooctene⁵⁷ also gave ring-contracted products in water and methanol while cyclopentene gave the unrearranged product, cyclopentanone, in water⁵². Apparently the increase in strain in going from a five- to a four-membered ring is great enough to discourage ring contraction. However the 1-methyl-substituted cycloalkenes from butene to heptene all gave ring-contracted products. For instance 1-methylcyclopentene gave cyclobutyl methyl ketone. An interesting ring expansion can also occur; thus methylene



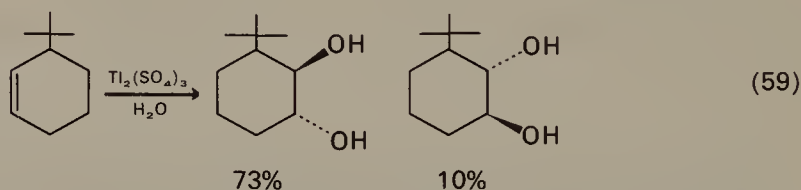
cyclopentane in water gave cyclohexanone⁵³. The postulated reaction scheme is as follows:



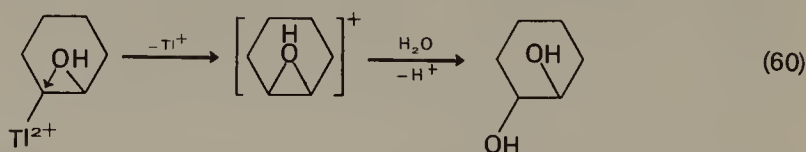
Other products in the oxidation of these cyclic olefins in water and methanol are 1,2-glycols or their methyl ethers. In many cases these are the major products. Such is the case in the oxidation of methylene cyclohexane in methanol⁵⁷.



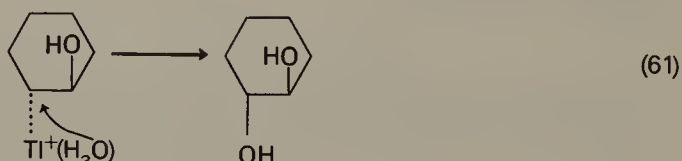
In some cases the stereochemistry of the diol products has been determined. The oxidation of 3-*tert*-butylcyclohexene by thallium(III) sulphate in aqueous solution gave the two possible *trans* diols⁵⁴. *Trans* stereo-



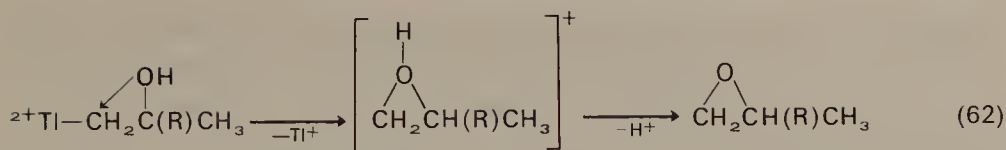
chemistry was also found for the diol product in the oxidation of cyclohexene in aqueous solution⁵³. This result was interpreted as indicating neighbouring hydroxyl participation in the elimination of Ti^{I} ⁵⁴. This is certainly a strong possibility although other possibilities, such as attack



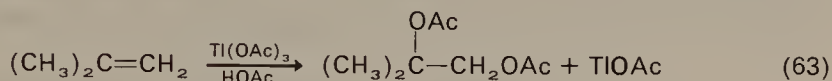
of water from the coordination sphere of the metal on the incipient carbonium ion as Ti^{I} leaves, cannot be eliminated. However neighbouring hydroxyl participation has been demonstrated in isobutene oxidation



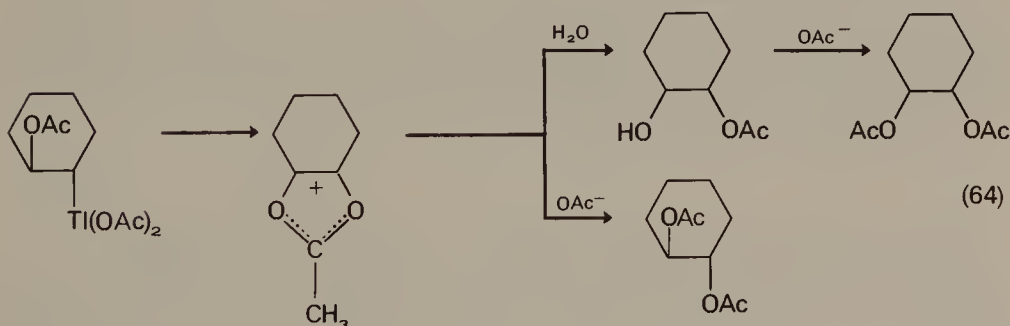
(equation 54) and in non-nucleophilic media such as 70% (v/v) tetrahydrofuran, 20% water and 10% acetic acid, epoxides are the main products from the oxidation⁴⁹. These could only have arisen from neighbouring hydroxyl participation ($\text{R} = \text{H}$ or CH_3).



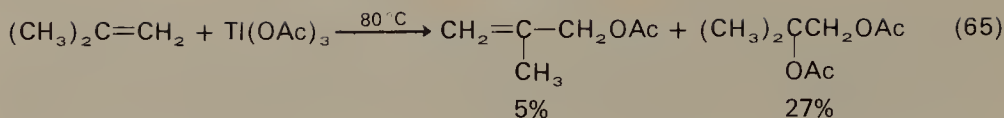
In acetic acid oxidations by $\text{Ti}(\text{OAc})_3$ the major products are 1,2-diacetates, as, e.g. in the oxidation of isobutene⁴⁷. There is evidence



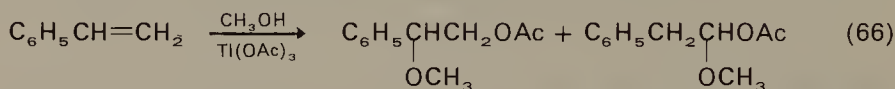
that these diacetates arise from neighbouring acetate participation. The oxidation of cyclohexene by $\text{Ti}(\text{OAc})_3$ in dry HOAc , along with ring-contracted products (equation 55), yields 1,2-diacetate of mainly *trans* (88% *trans*) stereochemistry. However in wet acetic acid the diacetate is mainly *cis* (81% *cis*)⁵⁵; similar results were observed by Lee and Price⁵⁸. Since acetate will attack an acetoxonium ion *trans* while water will open it *cis*⁵⁹, these results are consistent with the following scheme:



As mentioned previously one significant difference between Hg^{II} and Ti^{III} oxidations is the much greater importance of allylic oxidation in Hg^{II} oxidations as opposed to Ti^{III} oxidations. In aqueous solution they are usually not found. However in acetic acid $\text{Hg}(\text{OAc})_2$ gives almost exclusively allylic acetates, therefore if allylic oxidation products are formed in Ti^{III} oxidations, the $\text{Ti}(\text{OAc})_3$ oxidations in acetic acid would be the most likely reaction condition. The oxidation of cyclohexene in acetic acid by $\text{Ti}(\text{OAc})_3$ at 25 °C did, in fact, give 2–3% yield cyclohexen-3-yl acetate: At 95 °C the yield increased to 11%⁵⁴. The oxidation of isobutene under similar conditions gave 5% of allylic oxidation product along with a 27% yield of 1,2-diacetate.



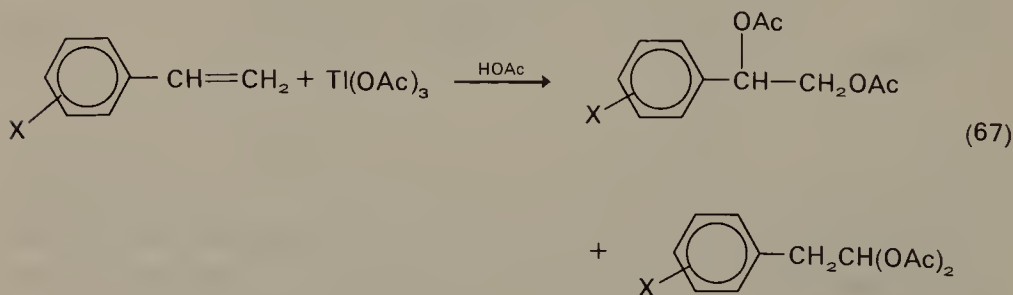
The oxidation of styrene might be expected to yield products arising from phenyl migration. Criegee⁴⁶ reported that the oxidation of styrene in methanol gave both 1,2- and 1,1-disubstituted phenylethanes. The 1,1-products must have arisen from phenyl migration. Kabbe⁴⁷ reported



similar results in both methanol and acetic acid. He found that methanol gave the largest amounts of rearranged products.

McKillip and coworkers⁵⁷ found that $\text{Ti}(\text{NO}_3)_3$ in methanol gave large amounts of rearranged products. Styrene gave, after workup, 85% yield of phenylacetaldehyde while α -methylstyrene gave 81% yield of phenylacetone.

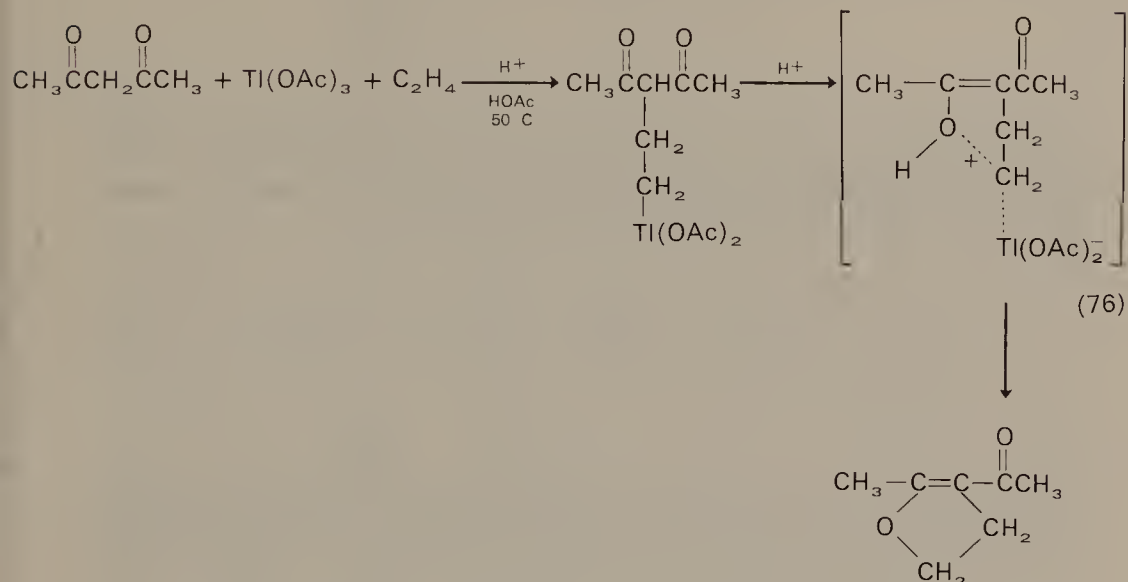
There have been two careful kinetic and product distribution studies on substituted styrenes. Ouellette and coworkers⁶⁰ studied the oxidation of styrene and 5-phenyl substituted styrenes by $\text{Ti}(\text{OAc})_3$ in HOAc. They found that the rate increased as the electron-releasing ability of X increased ($\text{X} = p\text{-CH}_3\text{O}$, $p\text{-CH}_3$, $m\text{-CH}_3$, H, $p\text{-Cl}$, $m\text{-Cl}$).



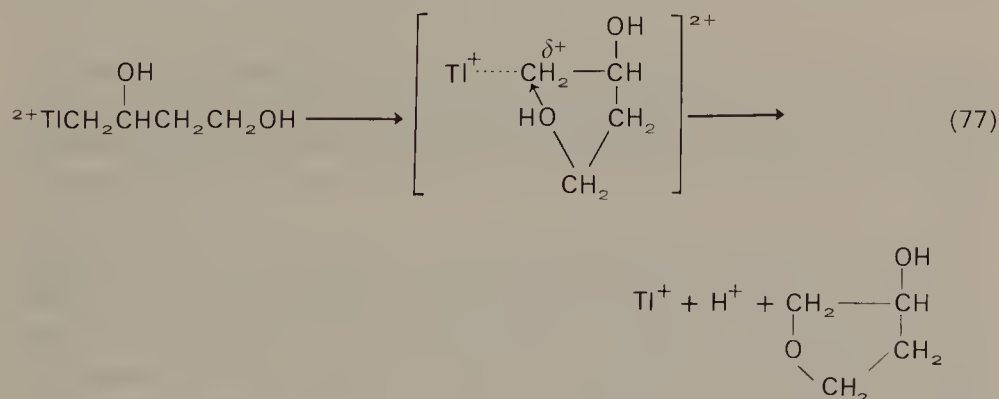
The value ρ^+ is -2.2 . This is similar to the results in water which indicate that oxythallation is the rate-determining step and this addition has considerable carbonium ion character in the transition state.

The ratio of the 1,1-diacetates to 1,2-diacetates also depends strongly on X. When $\text{X} = p\text{-CH}_3\text{O}$ the ratio is 1.80, while when $\text{X} = m\text{-Cl}$, the ratio is 0.02. The changes in ratio correlated well with σ^+ giving a ρ^+ of -1.7 . This indicates resonance interaction of the aromatic ring with the

Remote hydroxyl participation in dethallation was also reported by Byrd and Halpern⁵¹. Thus 1-buten-4-ol and 1-penten-4-ol gave 3-

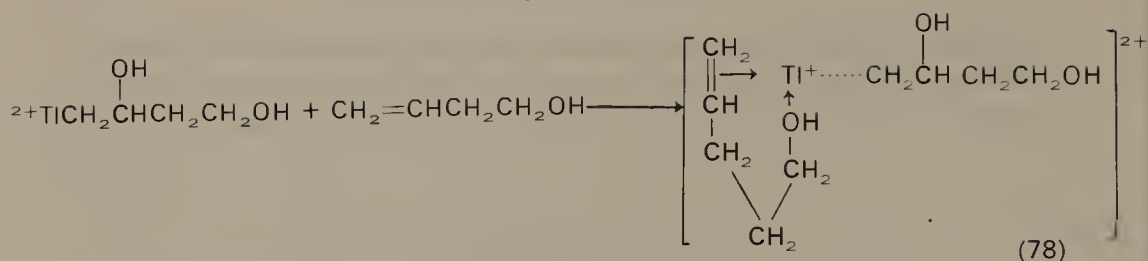


hydroxytetrahydrofuran, and 2-methyl-4-hydroxytetrahydrofuran. The scheme for decomposition of the 1-buten-4-ol adduct would be as follows:

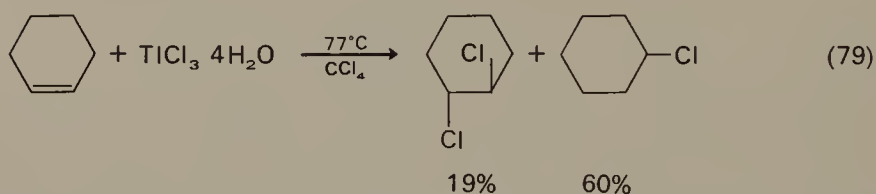


Another type of hydroxyl + olefin participation was observed by the same workers. Excess 1-penten-5-ol was found to catalyse the decomposition of the oxythallation adduct. The reason for this catalysis was postulated to be stabilization of the leaving Tl^{1+} by coordination to the olefinic alcohol.

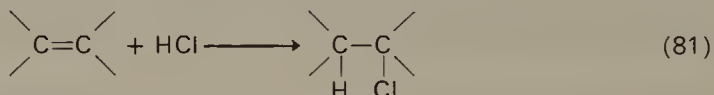
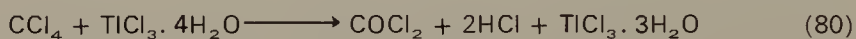
There is one report of the use of thallic chloride as a chlorinating agent in CCl_4 ⁶⁸. However, the main products were the monochlorinated



products which must have arisen from the non-oxidative addition of HCl. Thus with cyclohexene, *trans* 1,2-dichlorocyclohexene was the minor and monochlorocyclohexane the major product.



Phosgene was also detected from oxidation of the solvent. This reaction must be the source of HCl. The reaction could be made slightly catalytic

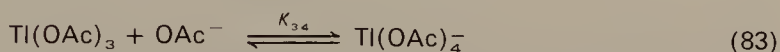
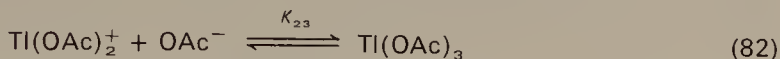


by addition of CuCl_2 and passing O_2 through the reaction mixture. The CuCl_2 reaction gave much higher yields of dichloro products. However, since CuCl_2 itself is a better chlorinating agent than TiCl_3 (see section on CuCl_2 oxidations), it is doubtful that TiCl_3 is really the catalyst in this case.

As with Hg^{II} the rate of reaction of Ti^{III} with olefins depends strongly on reaction conditions. Thallic salts with strongly complexing ligands such as acetate or halogen react many times slower than Ti^{III} salts of non-complexing ligands such as perchlorate or nitrate. However, even with free thallic ion in aqueous solution the rate can be increased considerably by addition of non-complexing salts such as sodium perchlorate. For instance, increasing the sodium perchlorate concentration from zero to 5.5 M increases the rate of ethylene oxidation⁶⁹ by a factor of over 60. The explanation is that addition of salts causes the water activity to decrease because of hydration of the salts. As the water activity decreases the $\text{Ti}^{3+}(\text{aq})$ becomes less solvated and more reactive.

A quantitative study of the effect of acetate ions on the oxidation in

aqueous acetic acid has been carried out⁷⁰. In this reaction medium, the values of K_{34} and K_{23} were determined by pH measurements. It was



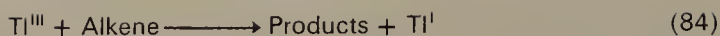
found that increasing the free acetate concentration strongly retarded the rate of olefin oxidation. Using the values of K_{23} and K_{34} previously determined it could be shown that the active species in the range of acetate concentration studies was $\text{Tl}(\text{OAc})_2^+$. $\text{Tl}(\text{OAc})_3$ could have some reactivity, but its rate of olefin oxidation was less than 5% of $\text{Tl}(\text{OAc})_3$. $\text{Tl}(\text{OAc})_4^-$ was completely unreactive. This study did not cover the range at which $\text{Tl}(\text{OAc})_2^{2+}$ was an important species, so its reactivity was not measured. A later, more elaborate study, using the enol form of cyclohexanedione as organic substrate, indicated that $\text{Tl}(\text{OAc})_2^{2+}$ was more reactive than $\text{Tl}(\text{OAc})_2^+$ ⁷¹. $\text{Tl}(\text{OAc})_3$ did have appreciable reactivity in this system, but $\text{Tl}(\text{OAc})_2\text{OH}$ was more reactive than either $\text{Tl}(\text{OAc})_3$ or $\text{Tl}(\text{OAc})_2^+$. An interesting point is that all these species were more reactive than $\text{Tl}^{3+}(\text{aq})$ itself. The rates were in the order: $\text{Tl}(\text{OAc})_2^{2+} > \text{Tl}(\text{OAc})_2\text{OH} > \text{TlOH}^{2+} > \text{Tl}(\text{OAc})_2^+ > \text{Tl}(\text{OAc})_3 > \text{Tl}^{3+}(\text{aq})$.

In the case of halogen complexes TlX^{2+} ($X = \text{Cl}$ or Br) is also more reactive than $\text{Tl}^{3+}(\text{aq})$ or TlOH^{2+} . Higher complexes are unreactive. It is interesting, however, that in the oxidation of styrene, TlCl^{2+} is considerably less reactive than $\text{Tl}^{3+}(\text{aq})$ ⁶⁰.

These studies suggest that the most effective form of Tl^{III} for oxidizing olefins would be a non-complexing salt of Tl^{III} in a poorly solvating solvent. Such a system is $\text{Tl}(\text{NO}_3)_3$ in methanol which has been used successfully and quite extensively by Taylor, McKillop and co-workers^{56,57,61,65}.

In comparison with mercury(II), thallium(III) reacts with olefins somewhat slower than mercury(II). The factor is probably over a 100 in most cases. This difference probably reflects the effect of the extra positive charge on Tl^{III} which causes the ligand or solvation shell to be held more strongly. However, in the case of mercury(II), the initial products are usually stable oxymercuration adducts, while the thallium(III) intermediates almost always go directly on to oxidation products.

The reduced form of the oxidant, Tl^{I} , is not reoxidized by air so that the reactions have the disadvantage of not being catalytic. However, a successful electrochemical oxidation of alkenes, using Tl^{III} as catalyst, has been developed⁷³. The alkene is oxidized by Tl^{III} to give oxidation products plus Tl^{I} . The Tl^{I} is then regenerated at the anode to Tl^{III} . Relatively



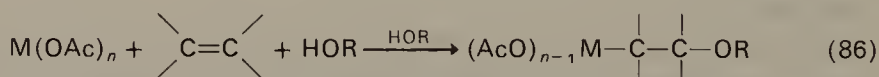
high current efficiencies have been obtained while performing at a con-



trolled potential. The anode and cathode departments are separated in this process to prevent further oxidation of the initial products.

d. *Lead(IV)*⁷⁴⁻⁷⁶. Due to its high redox potential, lead(IV) is unstable in aqueous solution as are its salts of non-complexing anions in almost any solvent. For that reason lead(IV) is almost exclusively used in organic oxidations as lead tetraacetate (LTA). Like Hg^{II} , organic oxidations by LTA have been studied for a number of years. Dimroth and coworkers⁷⁷ first used it in 1920. Much of the work on LTA has been carried out by Criegee and his coworkers. Criegee reviewed the field in 1963⁷⁴ and 1965⁷⁵.

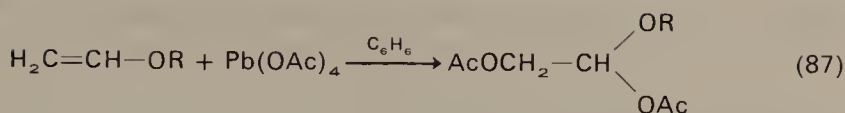
LTA in oxidation potential stands on the other side of Ti^{III} from Hg^{II} . Hg^{II} gave considerable amounts of allylic oxidation products because the intermediate oxymercuration did not readily demercurate to give the products expected from this route. Ti^{III} , on the other hand, gave, almost exclusively, products expected from elimination of Ti^{I} from the intermediate oxythallation adduct to give an incipient carbonium ion. As witnessed by the failure to isolate any LTA oxyplumbation adducts, the intermediates in LTA oxidations are even less stable than those of Ti^{III} . Thus it might be predicted that LTA oxidations might give products arising exclusively from oxyplumbation, followed by elimination of Pb^{II} from the intermediate. However, LTA oxidations do not follow this simple scheme for two reasons. First LTA is considerably less reactive than $\text{Ti}(\text{OAc})_3$ in the initial reaction to give the intermediate adducts ($\text{M} = \text{Pb}^{\text{IV}}$ or Ti^{III}). This allows more opportunity for side reactions to



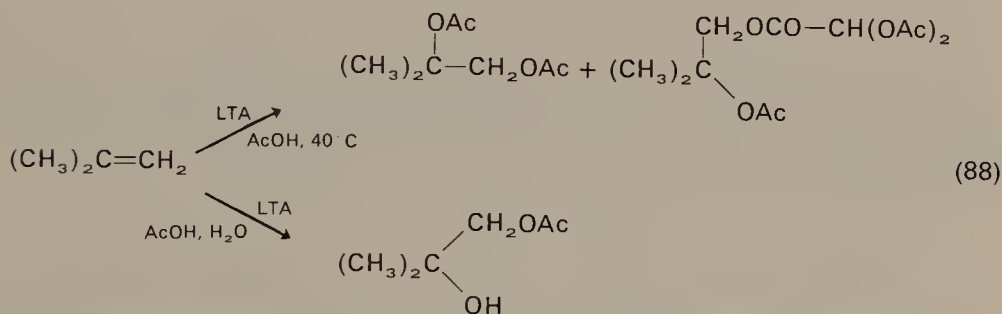
occur. Secondly, LTA is such a powerful oxidant that one-electron oxidations become important. This type of oxidation is generally not present in Hg^{II} or Ti^{III} oxidations. Finally, with LTA the initial products are often oxidized to secondary oxidation products.

An indication of the lower reactivity of LTA as compared with $\text{Hg}(\text{OAc})_2$ and $\text{Ti}(\text{OAc})_3$ is the fact it does not react with unactivated olefins such as ethylene. Olefins with activating groups such as enol ethers react much more readily to give diacetate products when benzene is the solvent⁷⁸⁻⁸⁰.

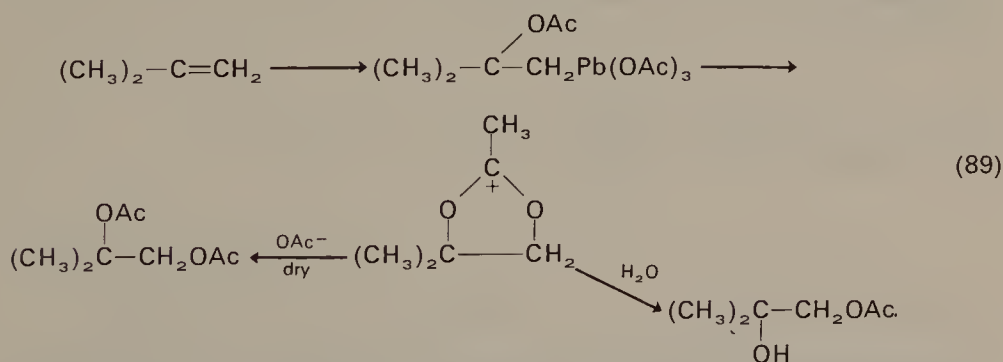
The reaction of isobutene, also a fairly activated olefin towards electrophilic attack, gives some 1,2-diacetates in dry acetic acid, but the main



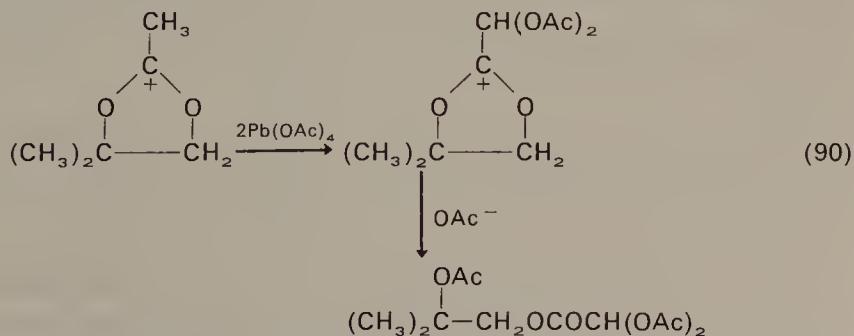
product is a glyoxylic acid derivative. In wet acetic acid the main product is hydroxyacetate. The formation of hydroxyacetate in wet acetic acid



suggests an acetoxonium ion intermediate. It has been suggested that the

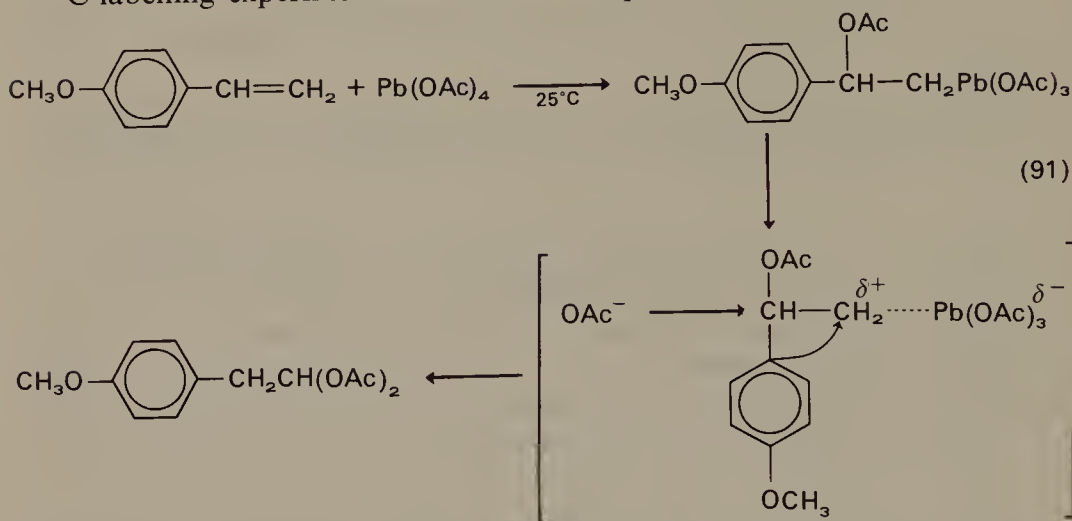


acetoxonium ion is oxidized followed by attack of acetate to give the glycollic acid derivative⁷⁵.

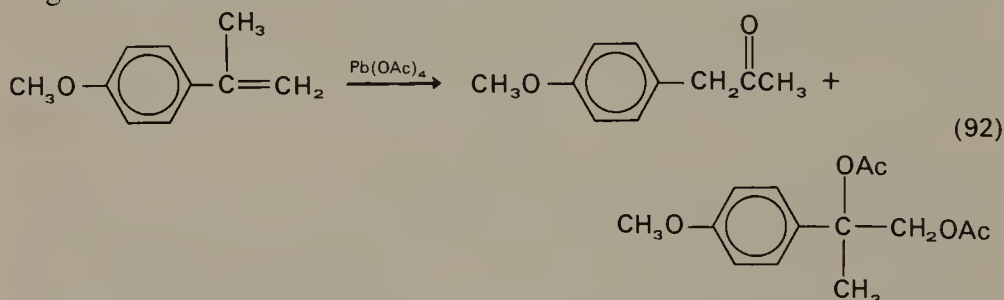


The oxidation of styrene derivatives has received some study. As with $\text{Ti}(\text{OAc})_3$ oxidations, phenyl migration is a feature of these oxidations.

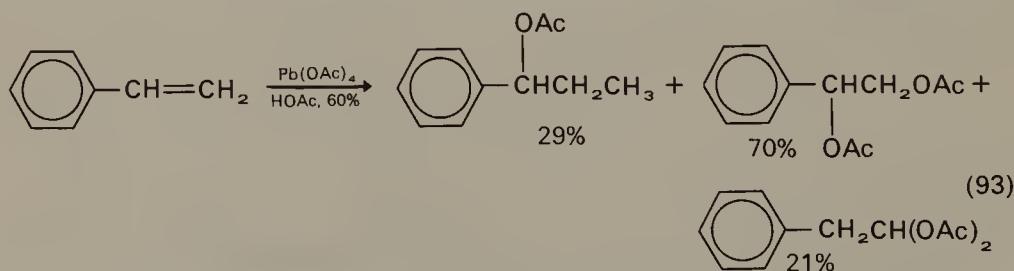
Thus *p*-methoxystyrene gives a 90% yield of geminal diacetates^{78,82} and ¹⁴C-labelling experiments confirmed that phenyl migration occurred⁸².



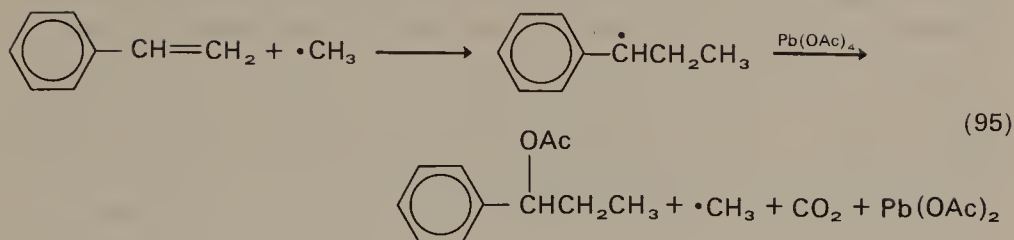

Oxidation of *p*-methoxy- α -methyl styrene gives, in addition to 1,2-diacetates, *p*-methoxyacetone, which also must have arisen from a phenyl migration⁸².



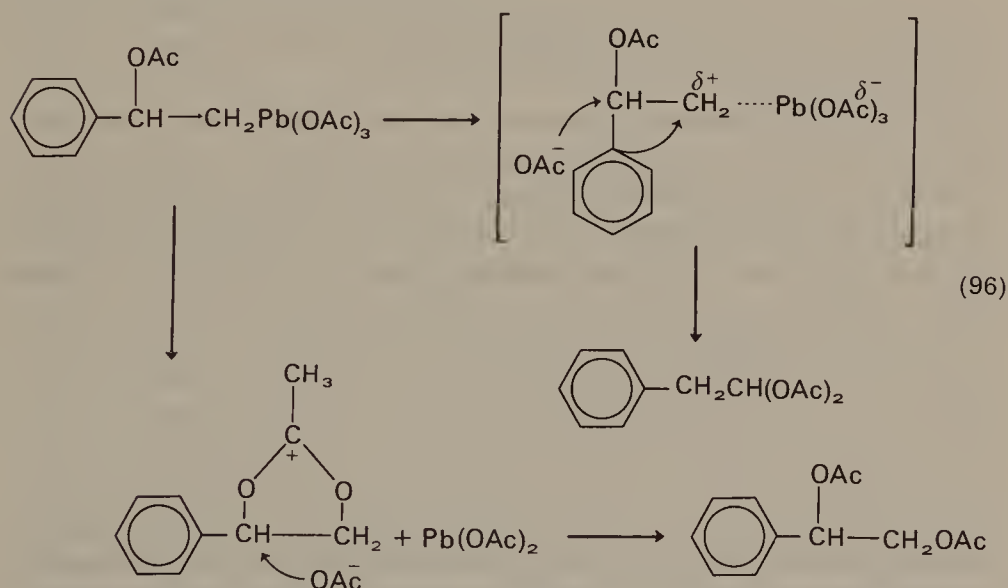
The competition between heterolytic (two electron) and homolytic (radical) pathways has been studied mainly in the styrene series of olefins. Styrene gives the following product distribution at 60 °C in acetic acid (also traces of C₆H₅CHO found)⁸³. The major product, which essentially



results from addition of methyl acetate across the double bond, must arise from a radical process since its formation is almost completely inhibited by free-radical scavengers. A plausible route is the following:



The other products would, of course, arise from oxyplumbation followed by heterolytic splitting of the Pb–carbon bond with phenyl migration or neighbouring acetate participation.

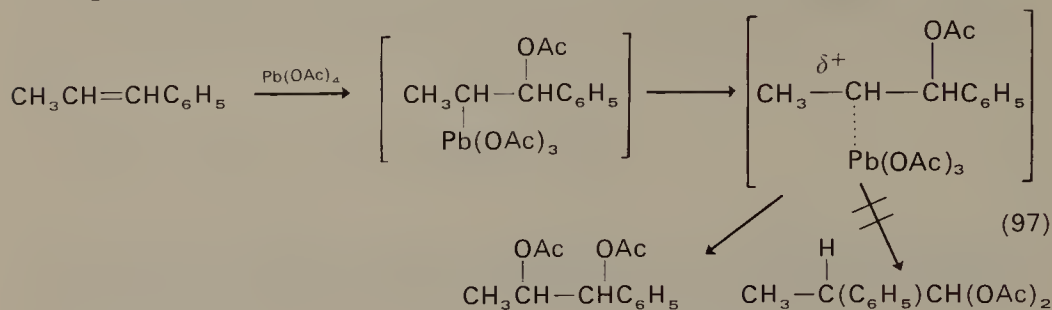


Increase in temperature favoured the homolytic route, hence at 80 °C the free-radical path accounted for 49% of the product as opposed to 29% at 60 °C and 1% at 45 °C.

The oxidation of α - and β -methylstyrene was also studied⁸⁴. For α -methylstyrene the relative importance of the heterolytic path compared with the homolytic path was about 19-times greater than it was for styrene. Thus the homolytic path was unimportant for this olefin.

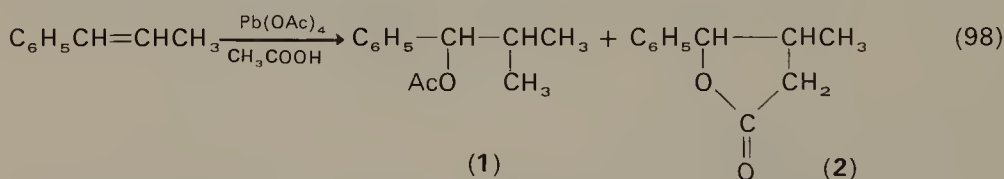
cis- and *trans*- β -Methylstyrene underwent both the heterolytic and homolytic reactions more slowly than styrene. Also, no products arising from phenyl migration are observed. This is in marked contrast to styrene and α -methylstyrene, which give large amounts of rearranged products. The reason for this lack of phenyl participation is probably the fact that in this case lead is leaving from a secondary carbon rather than from a primary carbon as is the case with styrene or α -methyl styrene. The

incipient carbonium ion on the secondary carbon is more stabilized than on a primary carbon and there is less need for participation in the decomposition step. The lower rate of reaction of β -methylstyrene as

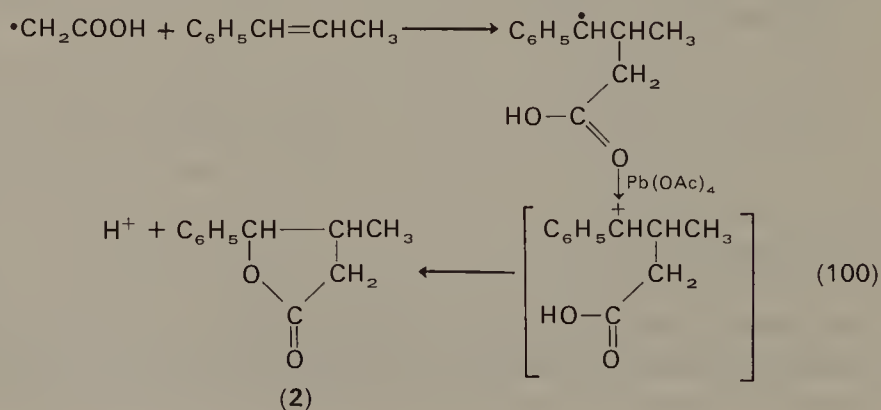


compared with styrene in both homolytic and heterolytic pathways must result from steric hindrance to oxyplumbation and addition of methyl radicals respectively.

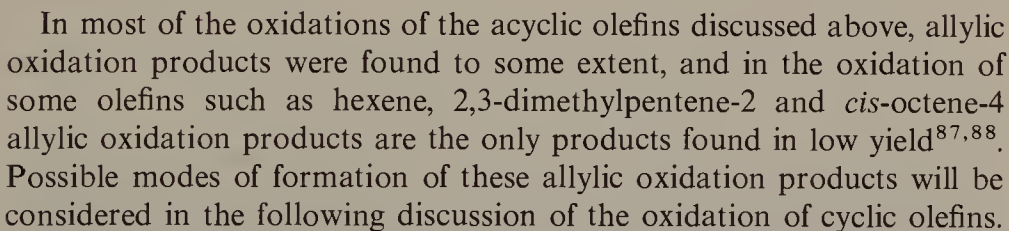
At higher temperatures a γ -lactone has been found to be another major product formed by a radical route. Heiba and coworkers⁸⁵, using potassium acetate to suppress the heterolytic route and to raise the boiling point of acetic acid to 138 °C (which also increases the proportion of homolytic products⁸³), found a γ -lactone and the product from addition of methyl acetate to the double bond to be the main products. The latter is known



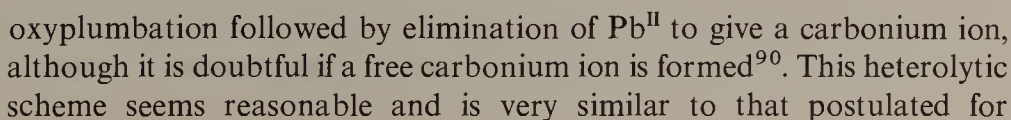
to arise from a radical process (equations 94 and 95). The γ -lactone apparently also is formed by a radical route. The methyl radical formed by

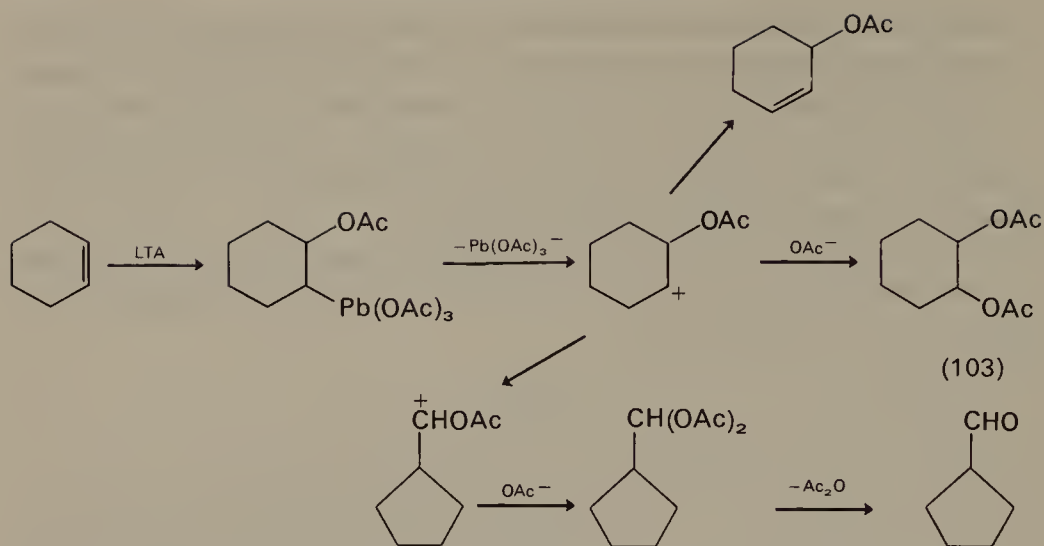


An interesting double migration is observed with 3,3,3-triarylpropenes when one of the aryl groups is anisyl⁸⁶. The postulated scheme is as follows (Ar = *p*-C₆H₄OCH₃):

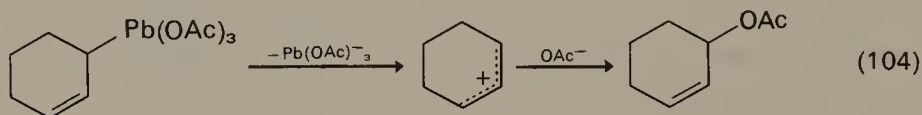


The oxidation of cyclohexene has been studied by several workers^{25,47,55,89}. 1,2-Diacetates, allylic acetate and ring-contracted products were formed. The product distribution has been explained by

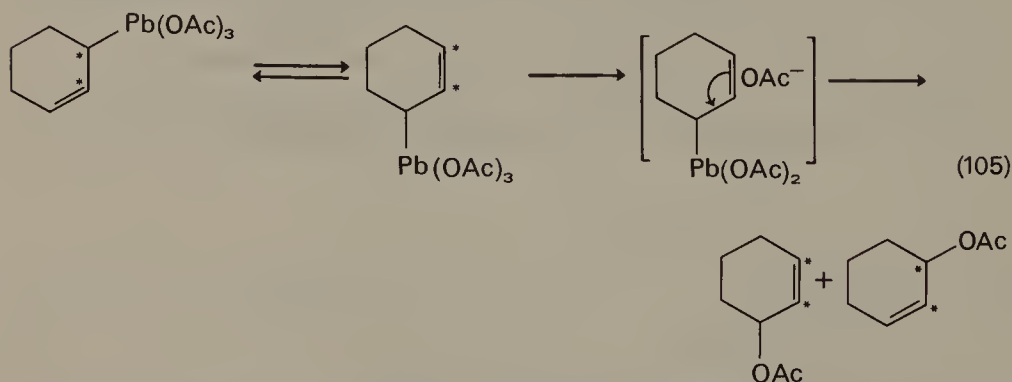




$\text{Ti}(\text{OAc})_3$ oxidations. However the formation of allylic acetate does not appear to occur by this route. ^{13}C -labelling experiments²⁵ have indicated that a symmetrical intermediate such as allylic carbonium ion is present. This allylic carbonium ion could arise by elimination of Pb^{II} from an allylic lead(IV) intermediate.

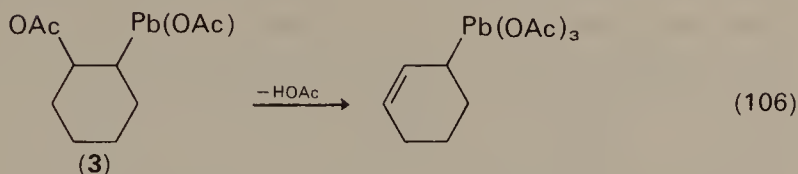


The elimination could be concerted as was proposed previously for the decomposition of allylic mercurials (equation 19). In this case the ^{13}C -labelling results can be rationalized if the allylic lead(IV) intermediate undergoes allylic rearrangement before decomposition.

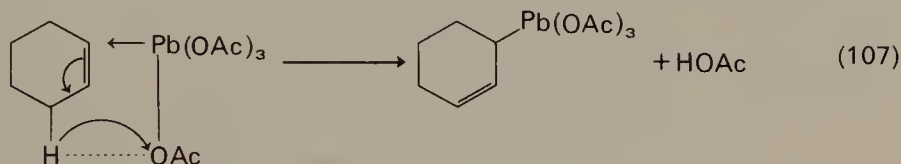


The mode of formation of the allylic Pb^{IV} intermediate is not obvious. Almost certainly it does not arise from oxyplumbation followed by elimina-

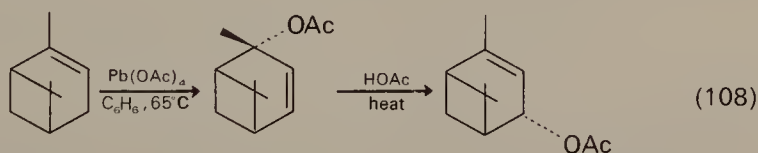
tion of HOAc, a route suggested for formation of allylic mercurial³⁰,



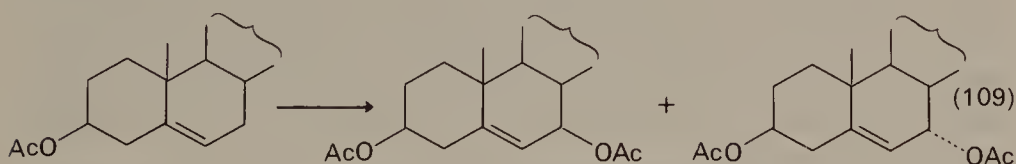
because the intermediate **3** would be too unstable to oxidative decomposition to permit elimination of HOAc. More likely it is a direct attack analogous to that originally proposed for formation of allylic mercurials²⁷.



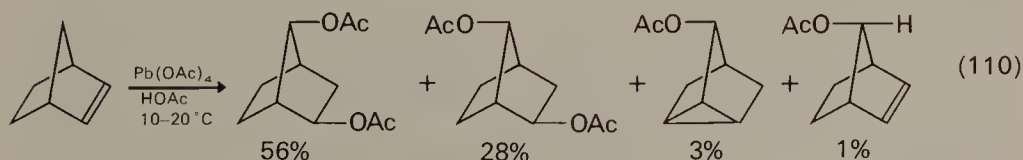
In many cases the allylic oxidation product is the major product. Pinene in benzene solvent is oxidized to *cis*-2-acetoxypin-3-ene which rearranges in acetic acid to *trans*-verbenyl acetate^{91,92}, the final product observed in acetic acid.



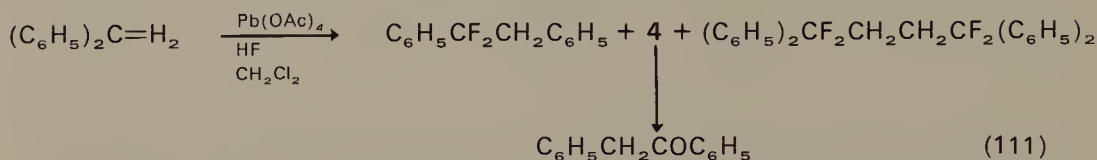
Allylic oxidation also occurs with 5,6-unsaturated steroids. Cholesteryl acetate gives a 50% yield of a mixture of 7 α - and 7 β -acetates⁹³.



Alder and coworkers⁹⁴ reported that norbornene is oxidized to *syn*-2,7-norbornenediol diacetate. However, in a later study three other products were also detected⁹⁵.

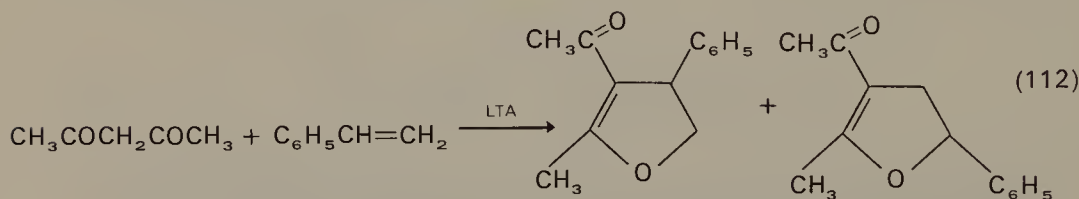


Fluorination of olefins with a mixture of LTA and hydrogen fluoride has been studied by several workers⁹⁶⁻¹⁰¹. 1,1-Difluoro-1,2-diphenylethane and deoxybenzoin plus smaller amounts of 1,4-difluoro-1,1,4,4-tetraphenylbutane were obtained. The deoxybenzoin was a secondary



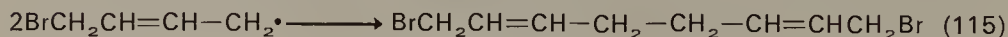
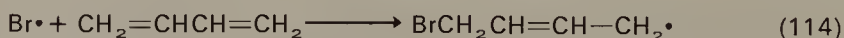
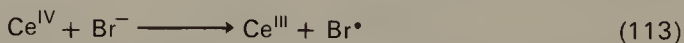
product formed from a precursor 4. This precursor has been tentatively assigned the structure $\text{C}_6\text{H}_5\text{C(OAc)(Y)CH}_2\text{C}_6\text{H}_5$ where $\text{Y} = \text{F}$ or OAc . Norbornene is oxidized in this system to a wide range of rearranged products containing one or two fluorines or acetates or both. Originally a radical route was suggested for the fluorination reaction, but more recent work¹⁰¹ indicates that the reaction proceeds by addition of the elements of $-\text{F}$ or $-\text{OAc}$ plus $-\text{Pb(OAc)}_3$ across the double bond followed by heterolytic splitting of the lead(IV) carbon bond.

As with Hg^{II} and Tl^{III} , LTA will also oxidize olefins in the presence of active methylene compounds. Styrene, in the presence of acetylacetone, gives two dihydrofuran derivatives¹⁰².

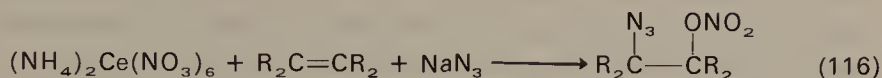


e. *Bismuth(v)*. The writer is aware of only one report of oxidation by bismuth salts. In it was reported that NaBiO_3 in HOAc or $\text{ClCH}_2\text{CO}_2\text{H}$ oxidizes olefins, such as propylene, the butenes and cyclohexene, to the diacetoxo and carbonyl derivatives found in the Pb(OAc)_4 oxidation and a similar mechanism was proposed¹⁰³. Cyclohexene also gave some adipaldehyde product.

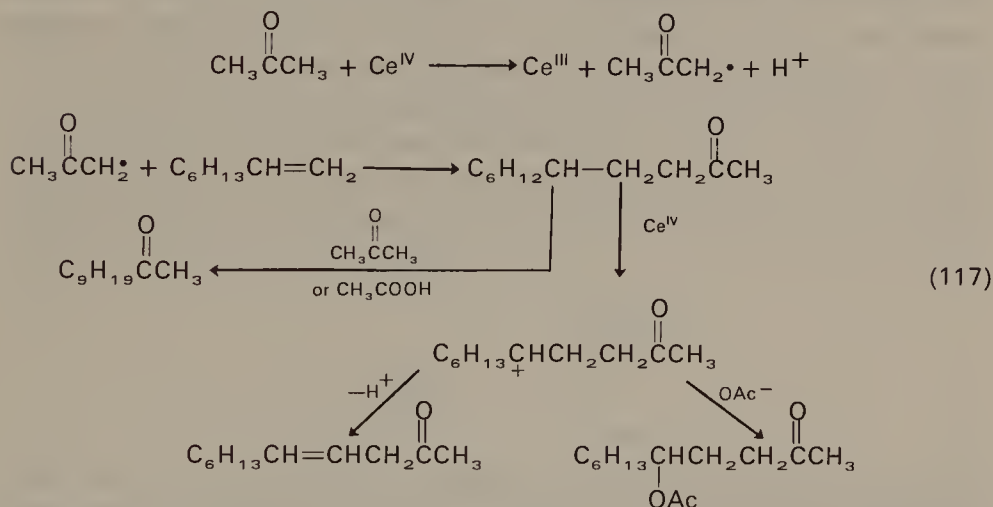
f. *Cerium(IV)*. Although an important oxidant for oxygen-containing functional groups, Ce^{IV} is not used to oxidize olefins. One olefin oxidation reported is an indirect oxidation of butadiene in the presence of a bromide ion¹⁰⁴:



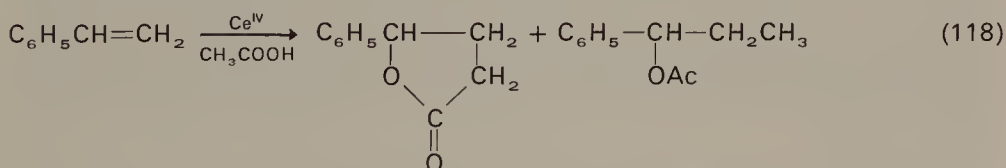
Another apparent indirect oxidation is the formation of α -azido- β -nitroalkanes from olefins¹⁰⁵.



Finally reactions analogous to the free radical reactions of $\text{Pb}(\text{OAc})_4$ have been reported recently. One example involves addition of acetone to the double bond¹⁰⁶. Another is the production of γ -lactones and esters



by radical mechanisms analogous to that postulated for $\text{Pb}(\text{OAc})_4$ ¹⁰⁷ (see equations 94, 95, 99 and 100). One example is the oxidation of styrene in acetic acid.

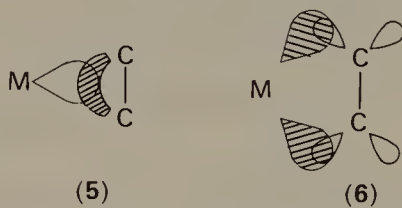


2. Transition metal oxidants

a. *General.* Transition elements are those elements which have an incomplete d shell of electrons or more broadly, for purposes of present discussion, those elements with common oxidation states and unfilled d shells. One immediate result of importance, is that since the d electrons are of approximately the same energy, transition elements usually have

several oxidation states not differing greatly in energy. This property makes transition elements good catalysts since metal-ion catalysis usually involves the cycling of the metal between two oxidation states.

Another important result of the fact that the d-electrons are in the energy range of bonding orbitals is that transition elements can form non-classical complexes with unsaturated substrates. One particularly important type of compound is the olefin metal π complex which is an important intermediate in many oxidations of olefins by transition metal ions. The first such complex was prepared by Zeise in 1827¹⁰⁸ by heating potassium tetrachloroplatinate(II) in ethanol. The compound, known as Zeise's salt, has the composition $K[C_2H_4PtCl_3]$. The accepted bonding scheme in these complexes was advanced by Chatt and Duncanson¹⁰⁹ and by Dewar¹¹⁰. The Dewar-Chat-Duncanson model involves a σ -type bond with empty hybrid orbital on the metal and the filled π orbital of the olefin (5) and a π -type bond between the filled d orbital of the metal and the empty π^* -orbital of the olefin (6). These intermediates



are important in transition metal catalysis of olefins because the olefin in these π -complexes are activated towards nucleophilic attack while uncomplexed olefins tend to undergo electrophilic attack.

Since filled d orbitals are required for the π -type bonds, transition elements with partially filled d orbitals of the proper energy tend to be the best catalysts for olefin oxidation. Another way of expressing this fact is in terms of Pearson's hard and soft acid and base terminology¹¹¹. Olefins are soft bases so they will tend to react with soft metals. These metals are at the end of the transition series consisting mainly of the noble metals.

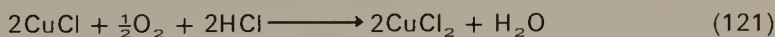
Another classification of the transition elements is in terms of one- and two-electron oxidants. One-electron oxidation requires radical intermediates and non-selective oxidation while two-electron oxidations give more specific reactions. Again the noble metals are generally two-electron oxidants. The one-electron oxidants are not, in any case, good reagents for olefin oxidation but are best for oxygen-containing functional groups.

Another distinction is between oxidations in which metal-carbon σ bonds are formed and those in which they are not. In the latter category are oxidations by Cr^{VI} and OsO_4 .

Finally there are oxidations in which the transition metals are not the oxidants but merely catalyse the oxidation by another oxidant. These will be considered separately.

b. *Palladium*(II). No doubt the most extensive type of olefin oxidation is in the field of Pd^{II} catalytic chemistry. Since the disclosure of the Wacker process for manufacturing acetaldehyde from ethylene in 1959¹¹² there has been a tremendous amount of research on Pd^{II} catalysis in many industrial laboratories throughout the world. The result has been a wealth of new Pd^{II} catalytic chemistry. The reviews in this field are too numerous to list. Most extensive is the two volume treatise by Maitlis¹¹³ which covers the field very well up to the end of 1970. The writer includes a review covering certain aspects of the field in the literature up to the end of 1973¹¹⁴. Because of the extent of the field only a few examples will be included with emphasis on newer advances.

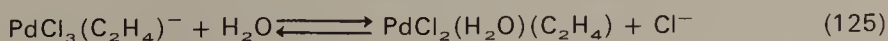
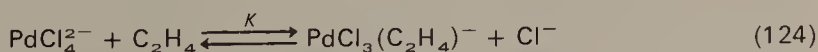
(i) Reaction in aqueous solution. No doubt the most studied reaction in Pd^{II} chemistry is the basic reaction of the Wacker process, i.e. the oxidation of ethylene to acetaldehyde by Pd^{II} salts in aqueous solution (equation 119). This reaction had been known for some time but was, of


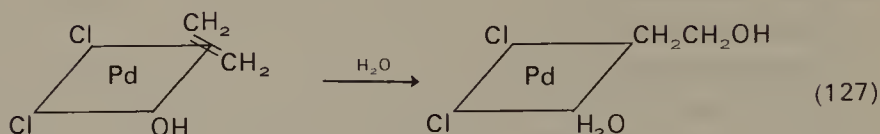
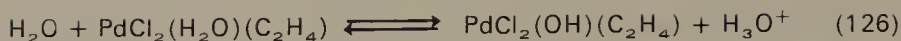


course, of little synthetic utility. However, the discovery by Smidt and coworkers that the Pd^{II} could be regenerated *in situ* by CuCl₂ made the reaction commercially feasible (equation 120). Since CuCl is readily oxidized by oxygen to CuCl₂ (equation 121) the net reaction (equation 122) is an air oxidation of ethylene to acetaldehyde. The rate expression for the reaction is given by equation (123)¹¹⁵⁻¹¹⁸.

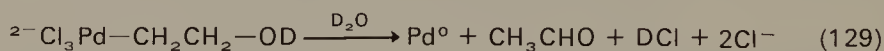
$$-d[\text{C}_2\text{H}_4]/dt = \frac{k[\text{PdCl}_4^{2-}][\text{C}_2\text{H}_4]}{[\text{Cl}^-]^2[\text{H}^+]} \quad (123)$$

The generally accepted mechanism that obeys this rate expression is given by equations (124-128). The important points are that olefin activation by complexing to Pd^{II} is required and the only organic product





is acetaldehyde. Compare this with Ti^{III} where ethylene glycol is also an important product. This means that Pd^{II} is a much more specific oxidant than Ti^{III} (and Hg^{II} or Pb^{IV} for that matter). It means further that the oxypalladation adduct intermediate probably does not decompose by a carbonium ion mechanism or a glycol product would be expected⁴³. It is generally true in Pd^{II} oxidation chemistry, at least when a second oxidant is not present, that the products are not those expected from a carbonium ion intermediate but usually those expected from a Pd^{II} induced hydride shift or elimination. It can be shown by isotope studies that the acetaldehyde product in the Wacker reaction arises from a shift of a proton from one carbon of the intermediate to the other carbon. Thus when C_2H_4 is oxidized in D_2O the acetaldehyde produced contains no deuterium¹¹².

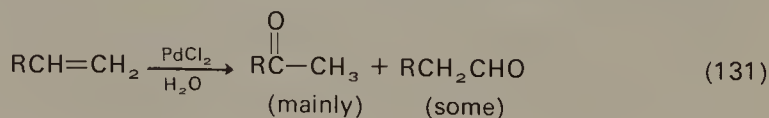


At high CuCl_2 concentrations another product, 2-chloroethanol, is formed¹¹⁹. This is the first example of a rather novel reaction in Pd^{II}

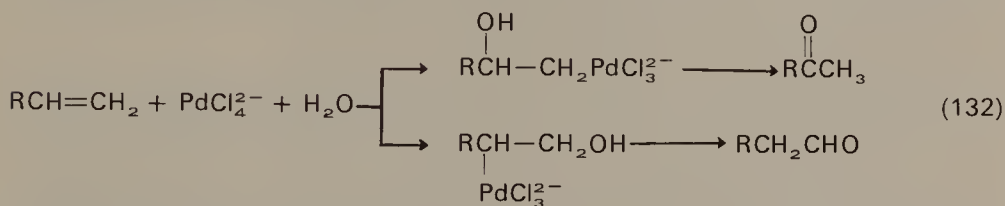


oxidative chemistry in which a second oxidant changes the product of the oxidation. Both Pd^{II} and the second oxidant are required for the oxidation; the second oxidant alone will not give the product. More examples of this reaction will be given in the following section.

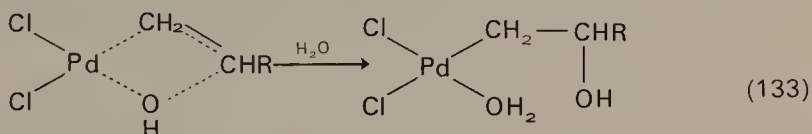
As might be expected higher olefins also give carbonyl products¹¹². α -Olefins give mainly methyl ketones but some aldehydes are also usually formed¹²⁰. This result suggests that oxypalladation, as opposed to



oxymercuration and oxythallation, is not strongly Markownikoff. Thus ketone and aldehyde products would arise from different modes of oxypalladation. The lack of specificity in oxypalladation suggests that there is little carbonium ion character in the transition and a comparative

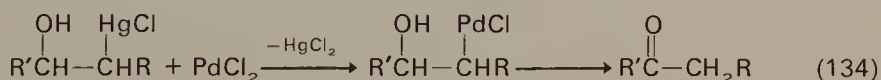


kinetic study of the oxidation of ethylene, propylene and the butenes led the writer to propose that the addition is concerted¹²¹.



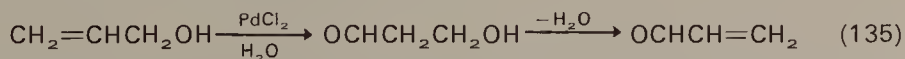
Often high olefins do not give high yields of the desired olefins in aqueous solution. Clement and Selwitz have devised a convenient method for oxidizing higher olefins using aqueous DMF as solvent¹²².

Another means of improving yields of carbonyl products has been described by Rodeheaver and Hunt¹²³. These workers prepared the hydroxymercuration adducts and exchanged them with PdCl_2 to give the hydroxypalladation adduct which then decomposed in the expected fashion to give ketones. This procedure overcomes the low solubility of



the olefin in water and gives much higher yields than direct reaction of aqueous Pd^{II} with olefins, also, since hydroxymercuration occurs exclusively in a Markownikoff fashion, the only carbonyl products are ketones.

There have been several recent studies of the oxidation of allylic alcohols. Allyl alcohol is known to be oxidized to acrolein¹¹². Jira¹²⁴ has provided evidence that this oxidation proceeds via a β -hydroxypropionaldehyde intermediate which dehydrates to acrolein.

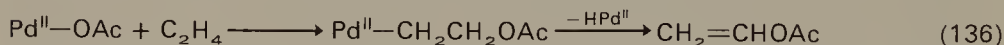


(ii) Reactions in acetic acid. Oxidation in acetic acid has been reported by a number of workers as giving a confusing array of products including

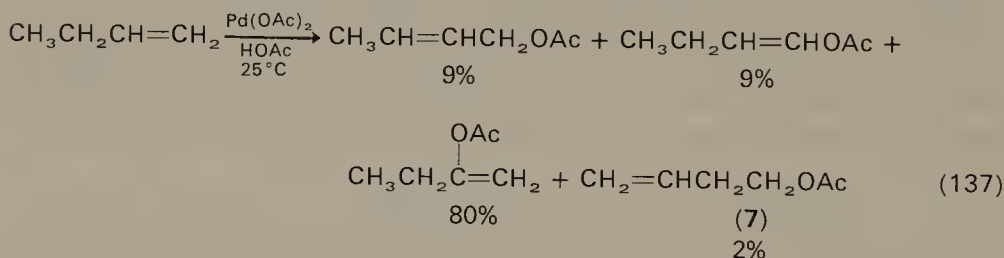
vinyl acetate, ethylidene diacetate, acetaldehyde, acetic anhydride, ethylene glycol, mono- and di-acetates and β -chloroethyl acetate¹²⁵. However, at the time that these studies were carried out the importance of added oxidants was not appreciated and many systems contained CuCl_2 and other oxidants, hence the discussion will be divided between oxidation in the absence of added oxidant, and in its presence.

In the absence of oxidants the primary product is vinyl acetate. Ethylidene diacetate may also be a primary product, but this does not seem to have been definitely established. At 25°C little ethylidene diacetate is formed but it is reported to be produced at higher temperatures¹²⁶, a point which needs further study. The acetaldehyde and acetic anhydride are secondary products from the decomposition of vinyl acetate¹²⁷⁻¹²⁹.

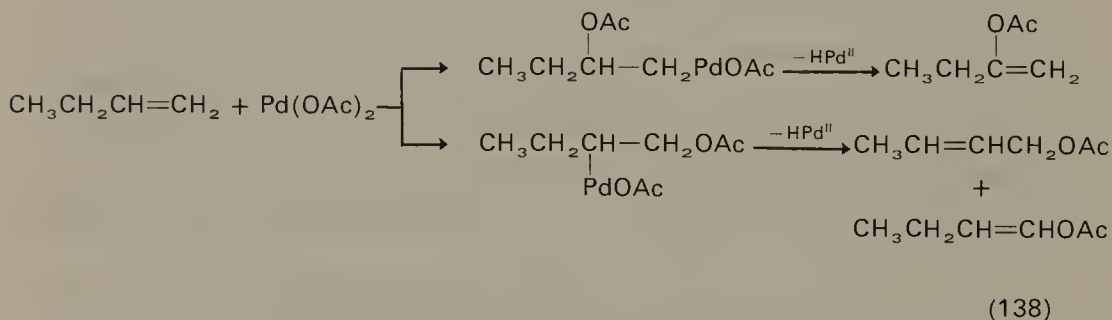
Almost certainly the vinyl acetate is formed by acetoxypalladation followed by Pd^{II} hydride elimination. The Pd^{II} hydride formed by the

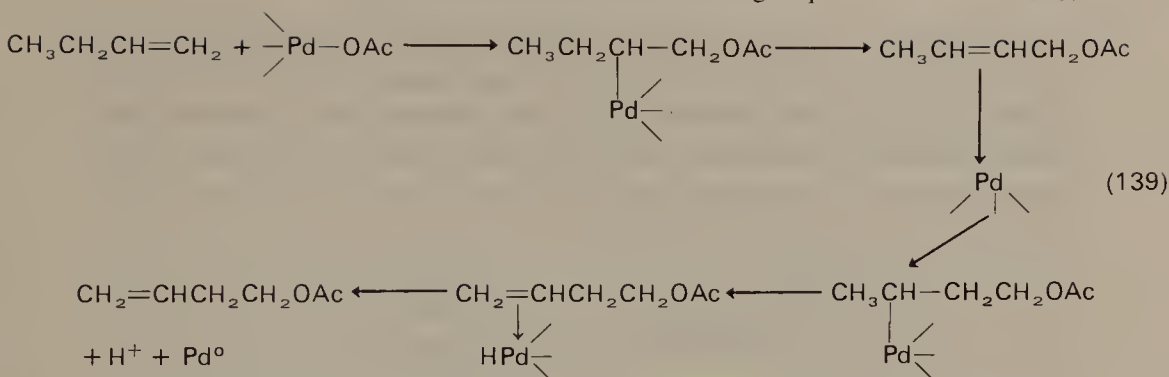


elimination is unstable and decomposes to Pd^0 and H^+ . Higher olefins are oxidized to similar products but in this case allylic and vinylic acetate can be formed. Thus 1-butene is oxidized to crotyl acetate and two enol acetates¹³⁰. In addition a small amount of 3-butene-1-yl acetate (7) was

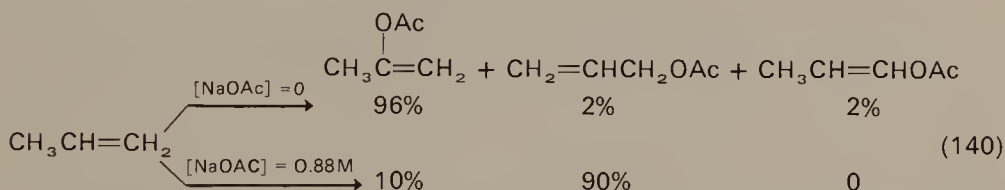


found. The main products can be explained by Markownikoff acetoxypalladation followed by Pd^{II} hydride elimination.

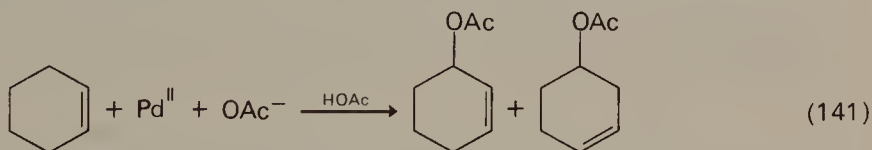




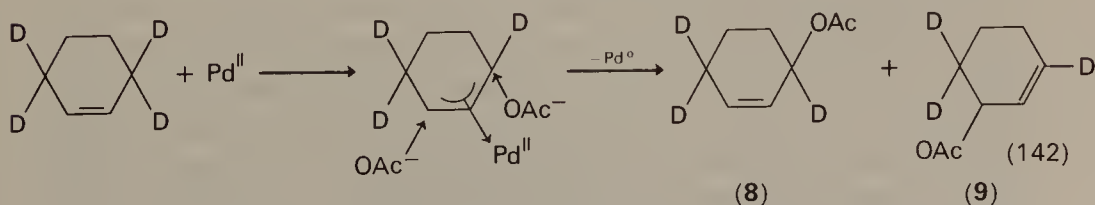
The proportions of products can be changed drastically by addition of sodium acetate¹³¹⁻¹³⁴. Thus propylene is oxidized mainly to isopropenyl acetate in the absence of acetate but gives mainly allyl acetate at a sodium acetate concentration of 0.88 M¹³⁴.



The oxidation of cyclohexene has been studied to some extent. In the absence of any oxidant to regenerate the Pd^0 , the metal causes disproportionation of the cyclohexene to give benzene^{135,136}. In the presence of oxidants, the allylic and homoallylic acetates are formed. Deuterium-

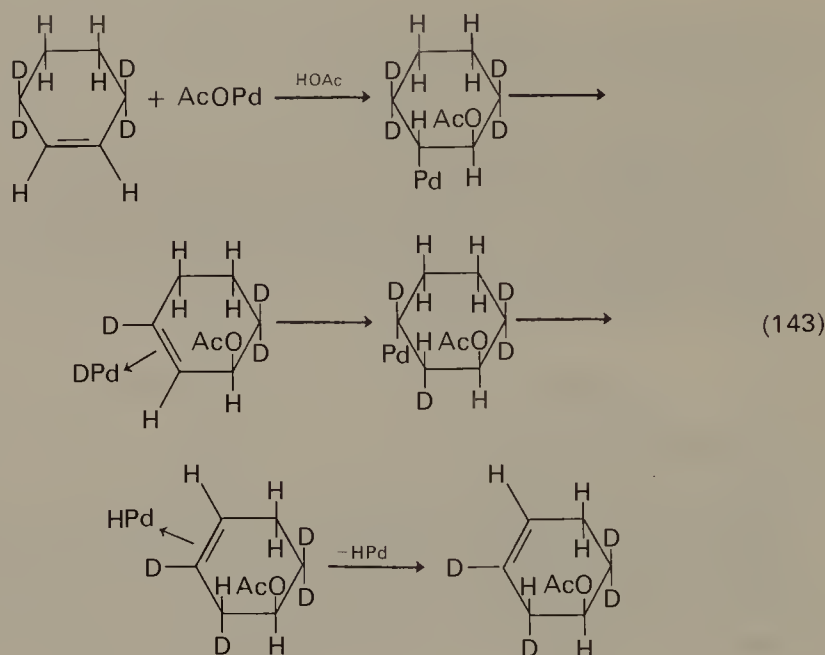


labelling experiments^{136,137} suggest that the allylic acetate arose from a different mechanism from that proposed for straight chain olefins (equation 138). Thus the oxidation of 3,3,6,6- d_4 -cyclohexene gave a 50:50 mixture of the two deuterium-labelled products, **8** and **9**. An acetoxypalladation

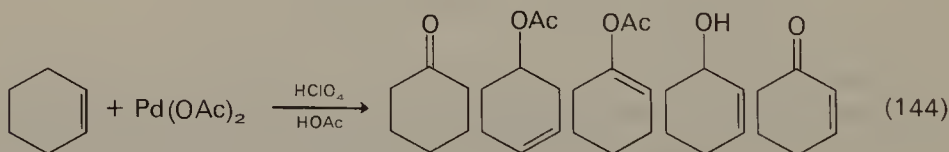


Pd^{II} hydride elimination mechanism would have given only **9** as a product. Also it was demonstrated that π -allylic Pd^{II} compounds will decompose to allylic acetate¹³⁸.

The homallylic acetate contained all the deuterium initially present in the deuterated cyclohexene but one of the deuterium atoms has been stereospecifically transferred to an adjacent carbon. The stereochemistry of the product is consistent with *trans* acetoxypalladation and *cis* Pd^{II} hydride elimination and readditions^{136,137}.



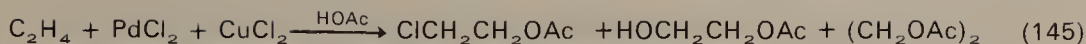
The oxidation in acetic acid containing perchloric acid gave a variety of products. The cyclohex-2-en-1-ol and cyclohex-2-en-1-one apparently



arose from free radical processes¹³⁵.

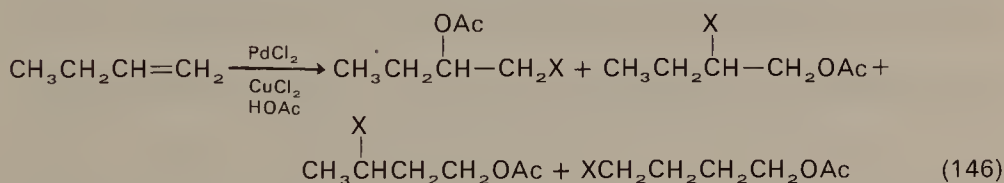
The oxidation of hex-1-ene, hex-*cis*-2-ene and 3,3-dimethylbut-1-ene catalytically under O₂ proved to be complicated¹³⁹. Hex-1-ene gave mainly hex-1-en-2-yl acetate, the product expected from the acetoxypalladation Pd^{II} hydride elimination mechanism. However, hex-*cis*-2-ene gave oxidation via free-radical mechanism. Apparently the internal olefin is too sterically hindered for acetoxypalladation to occur readily, consequently this oxidation path is not important.

As mentioned in the introduction to the last section, the presence of other oxidants caused the product distributions to change. Cupric chloride

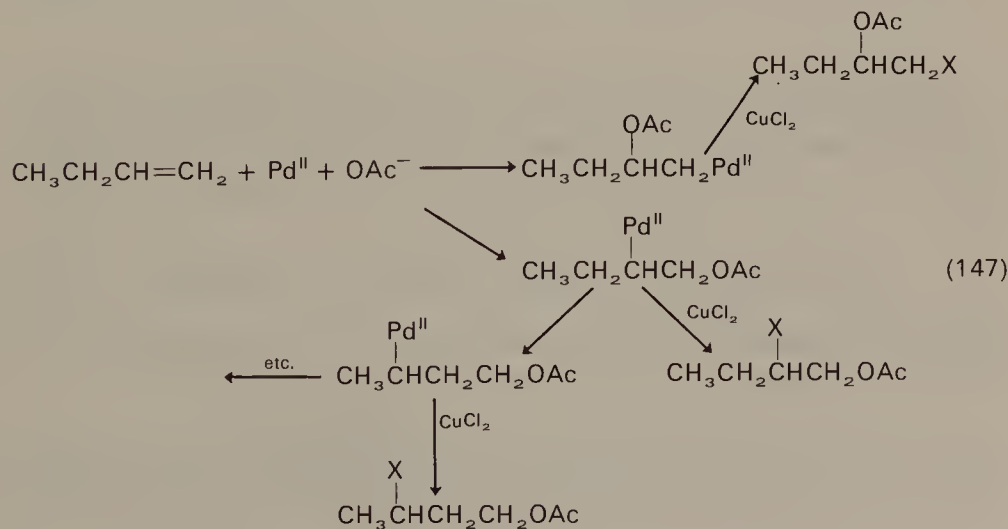


was commonly used to make the reaction catalytic in Pd^{II}. Initially the effect of CuCl₂ on product distribution was not recognized. However it has now been demonstrated that the formation of saturated ester product requires the presence of *both* Pd^{II} and CuCl₂¹⁴⁰. It is likely that this route is also responsible for the ethylene diacetate product. Later it was observed that LiNO₃ also gave saturated products in the presence of Pd(OAc)₂¹⁴¹. More recently it has been demonstrated that a number of oxidants will give the reaction¹⁴².

With higher olefins 1,3- and 1,4- as well as 1,2-disubstituted alkanes are formed¹⁴⁰. The oxidation of 1-butene is an example (X = OAc or Cl).

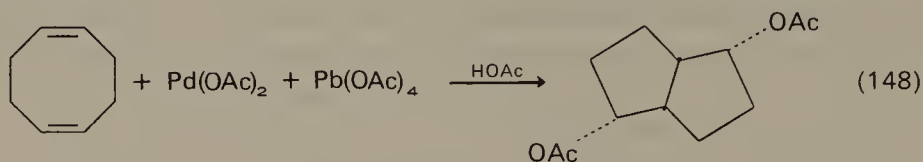


The product distribution can be rationalized by a scheme involving Markownikoff and non-Markownikoff acetoxypalladation followed by reaction with CuCl_2 with or without movement of Pd^{II} down the chain. The movement of Pd^{II} down the chain no doubt occurs by Pd^{II} hydride eliminations and readditions as shown in equations (139) and (143).

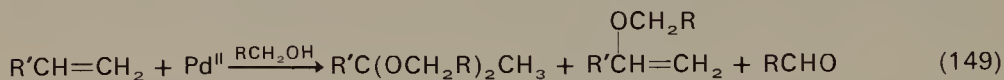


The mechanism of interaction of the oxidant with the acetoxypalladation adduct is uncertain, but a recent study¹⁴³ indicates that the route does not involve transfer of alkyl from Pd^{II} to the oxidant.

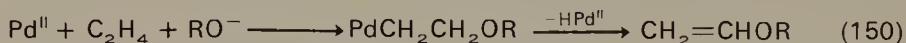
A novel oxidation of cyclooctadiene by $\text{Pd}(\text{OAc})_2$ plus $\text{Pb}(\text{OAc})_4$ has recently been reported. The unexpected product was 2,6-diacetoxibicyclo[3,3,0]octane. Moreover only the di-*endo* isomer was obtained¹⁴⁴.



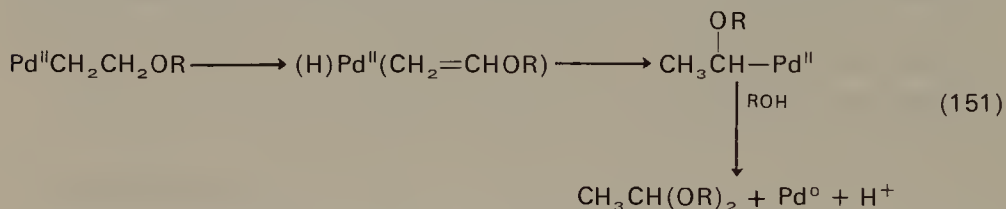
(iii) Reactions in alcohol. The oxidation of olefins in alcohols gives, in the absence of CO, vinyl ethers, acetals, and aldehydes or ketones from oxidation of the solvent¹⁴⁵. The vinyl ether must arise from oxypallada-



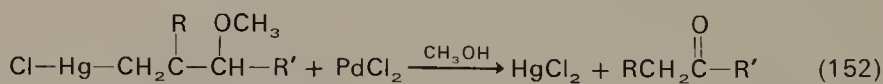
tion followed by elimination of Pd^{II} hydride. The acetals could arise from



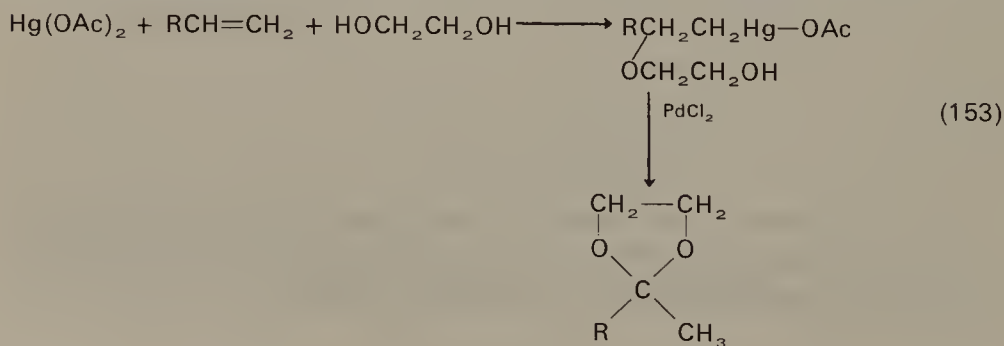
addition of alcohol to the vinyl ethers or by a route involving shift of palladium from one carbon to the other followed by elimination of Pd^0 . Deuterium isotope studies suggest that the latter is the correct route¹⁴⁶.



Hunt and Rodeheaver¹⁴⁷ also used mercurials in methanol to exchange with Pd^{II} . Surprisingly, the ketones rather than the dimethylacetals are obtained. In a 1:1 ethylene glycol-tetrahydrofuran solvent the ethylene

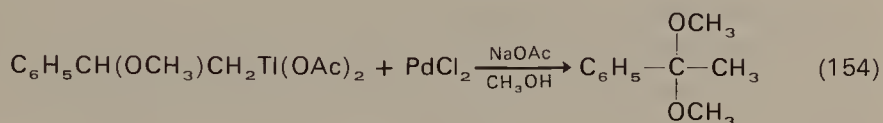


ketals are formed¹⁴⁷. In some cases the rate of olefin oxidation was

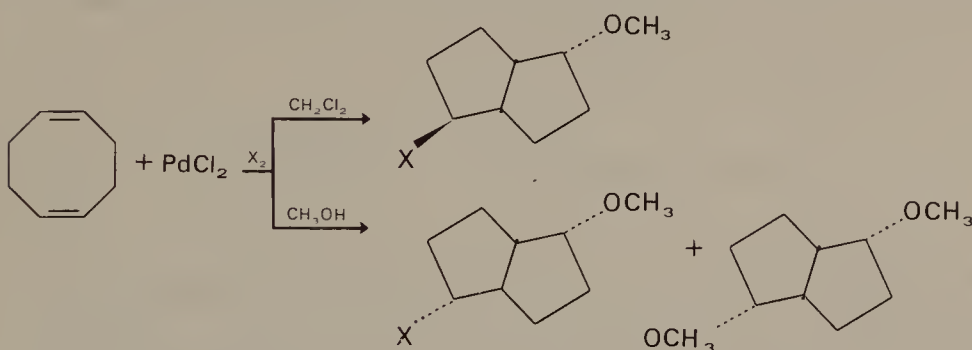


increased considerably by using the mercurial route. Thus, undec-1-ene was not oxidized by PdCl_2 alone under the reaction conditions in 2 hours but a 63% yield of oxidation product was obtained in 30 minutes when the mercurial was used.

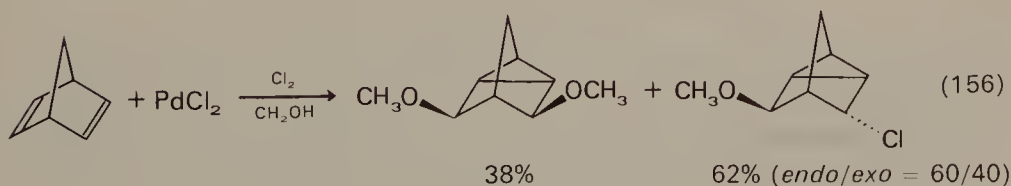
An analogous reaction was observed with the methoxythallation adduct of styrene¹⁴⁸.



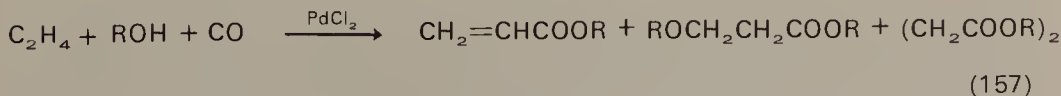
1,5-Cyclooctadiene can also be oxidized to 2,6-disubstituted bicyclo-[3,3,0]octanes in methanol¹⁴⁹. In this case Cl_2 or Br_2 are used as oxidants. The stereochemistry of the product depends on solvent ($\text{X} = \text{Cl}$ or Br).



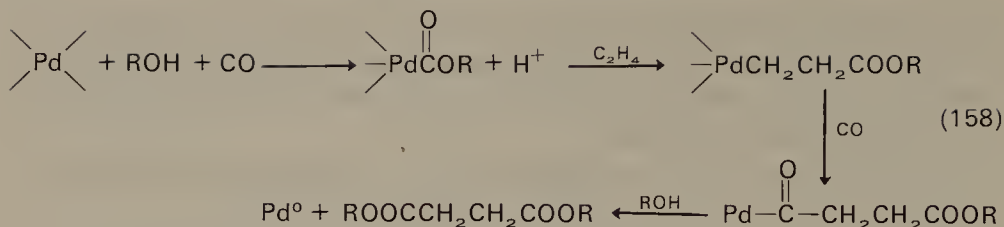
Norbornene gives nortricycyl derivatives with Cl_2 as second oxidant:



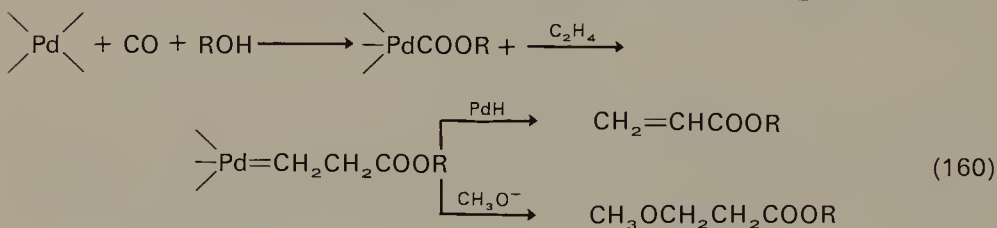
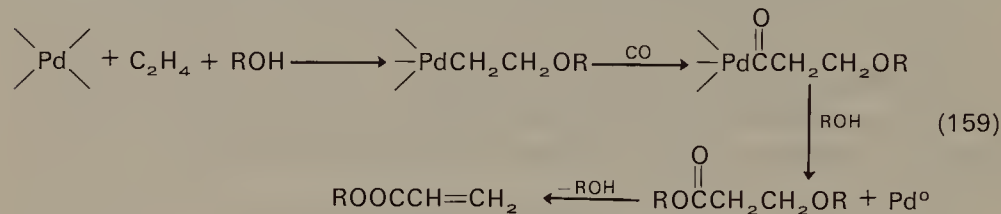
In the presence of CO , ethylene is oxidized to acrylic acids, β -substituted acids and dibasic acids depending on reaction conditions¹⁵⁰⁻¹⁵². The



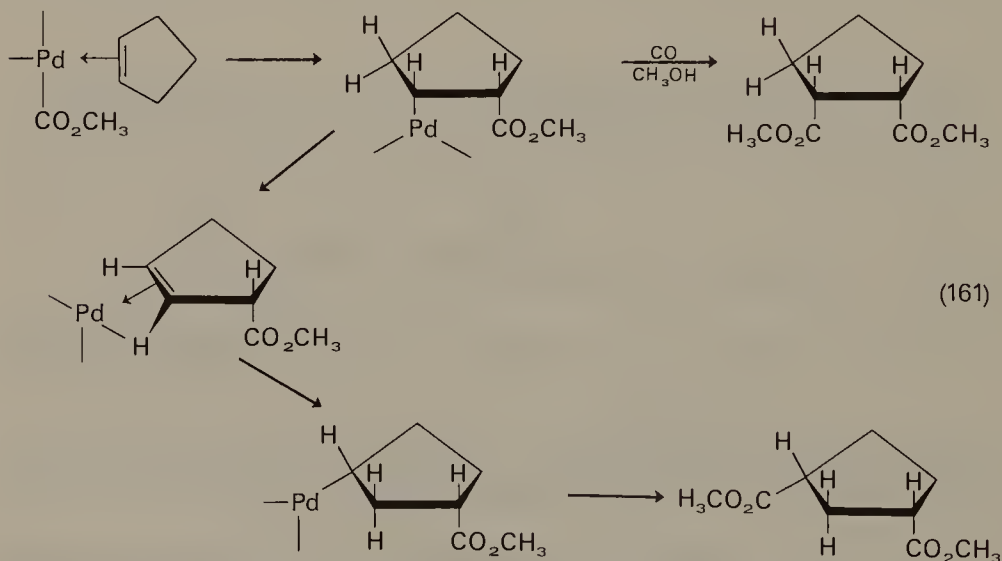
dibasic acid must arise from a triple insertion mechanism.



The monoacids, on the other hand, must be formed by a double insertion. In this case there are two possibilities, either the CO (equation 159) or ethylene (equation 160) could insert first. The oxidation of cyclo-



pentene gives 1,2- and 1,3-*cis* disubstituted acids¹⁴⁹. The proposed route is as follows:

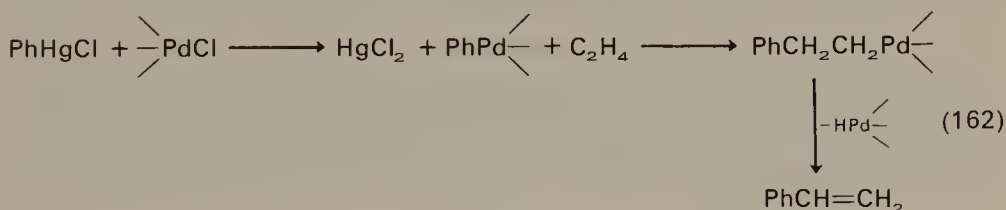


As might be expected, higher CO pressures favour the 1,2-isomer because the first Pd^{II} intermediate reacts more readily with CO to give the 1,2-diacid.

(iv) Formation of carbon-carbon bonds¹⁵³. Thus far we have considered olefin oxidations in which the first step is addition of —OH, —OAc or —OR across double bonds. (The one exception is the last example in the previous section: carbonylation to give dibasic acids where the


first step is addition of $\text{Pd}-\overset{\text{O}}{\parallel}\text{COR}$ across double bonds.) The present section will consider oxidations in which $\text{Pd}-\text{C}$ is added across double bonds in the first step of the oxidation.

The most studied reaction in this area is that in which the carbanoid species is an aromatic group. The aryl Pd^{II} reactant is an unstable species and in the absence of olefin decomposes to coupled aromatics. The reactive intermediate is usually formed by transfer of an aryl group from Hg^{II} to Pd^{II} . The reaction scheme for formation of styrene is given by equation (162). This reaction has been extensively studied by Heck who



has devised a number of variations on the general reaction^{154,155}.

In this system the addition of oxidants also gives saturated products. Thus in the presence of CuCl_2 the above reaction gives β -phenethyl chloride instead of styrene¹⁵⁶.



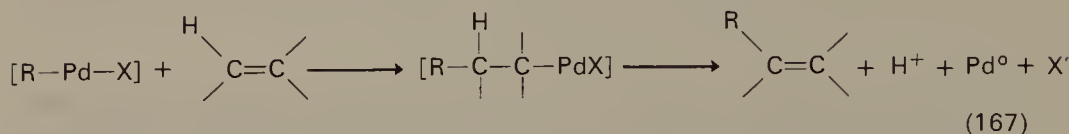
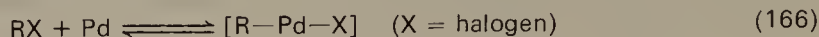
Mercurials are usually used as source of aryl groups because they can conveniently be prepared by direct mercuriation. Other sources used include aromatic sulphinic acids which evolve SO_2 in the presence of Pd^{II} to give the desired aryl Pd^{II} intermediate¹⁵⁷. The arene itself can be used although in this case the reaction is somewhat slower¹⁵⁸.



The reaction can be made catalytic in Pd^{II} by using aryl halides. Originally phenyl iodide was used in the presence of potassium acetate¹⁵⁹; Pd black could be used in place of Pd^{II} salts. Heck also studied this

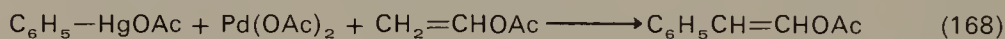


reaction and proposed that the phenyl palladium was formed by oxidative addition of aryl halide to Pd^0 ¹⁶⁰. The reaction yield and selectivity was

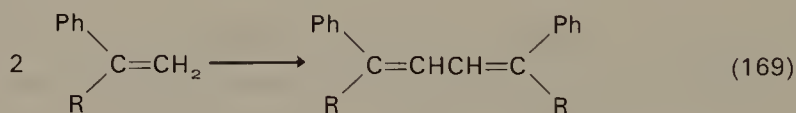


improved when triphenylphosphine was added to the reaction mixture¹⁶¹.

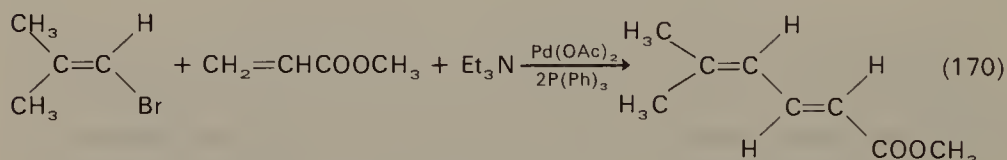
The arylation of enol esters was previously found to give a wide range of products including β -aryl carbonyls, arylated enol esters, styrene and stilbene derivatives¹⁶². The reaction was recently reported to give mainly arylated enol esters if the reactions are carried out with stoichiometric amounts of arylmercuric acetate and palladium acetate in anhydrous acetonitrile or excess enol ester solution¹⁶³. The phenyl group adds to the carbon which does not contain the ester.



The formation of carbon-carbon bonds can also be carried out in the aliphatic series¹⁶⁴. The first report of this type of reaction was the coupling of α -substituted styrenes^{165,166}.

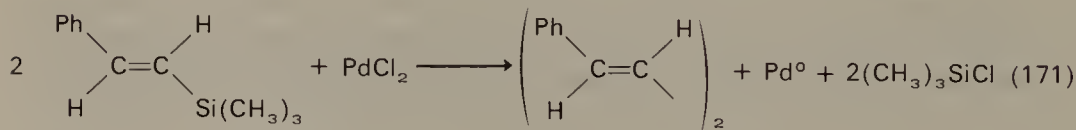


Heck has found that benzyl and vinyl halides can substitute olefinic double bonds¹⁶⁰. This reaction must involve oxidative addition to Pd^0

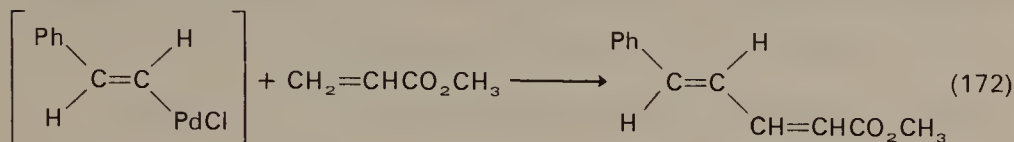


to give vinylic Pd^{II} species in the same fashion as the olefin arylation reaction (equation 166 and 167).

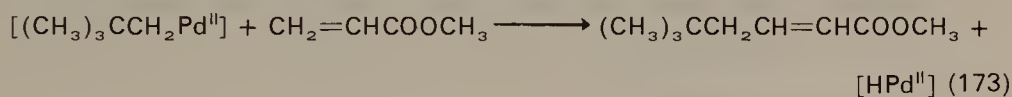
A recent variation on this scheme involves the use of vinyl silanes¹⁶⁷.



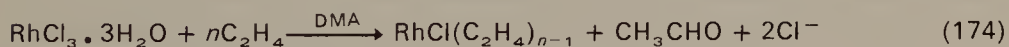
The Pd^{II} must replace the $-\text{Si}(\text{CH}_3)_3$ group to give a vinyl Pd^{II} . If the reaction is run in the presence of other olefins, unsymmetrically substituted 1,3-butadienes are produced.



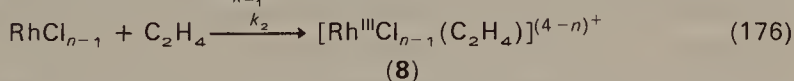
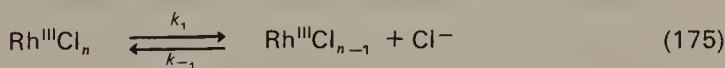
Aliphatic groups without β -hydrogens can also be substituted on double bonds; an example is the neopentyl group. The Pd^{II} alkyl is prepared by exchange with the corresponding mercurial¹⁶⁸.



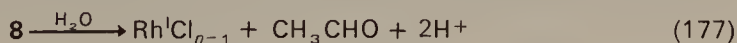
c. *Platinum(II), rhodium(III), ruthenium(III), osmium(III), iridium(III)*. Salts of these noble metal ions might be expected to be olefin oxidants and, in fact, they will oxidize ethylene to acetaldehyde in water¹¹² but none is as effective as Pd^{II} . The oxidation of ethylene to acetaldehyde by Rh^{III} salts has been studied to some extent. In this case the reduced form of the metal is Rh^{I} . In wet dimethylacetamide (DMA) the final Rh^{I} species is an olefin complex¹⁶⁹. The kinetics suggest a two-step mechanism



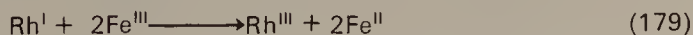
involving formation of a Rh^{III} -ethylene complex. In fast steps the ethylene



complex decomposes to acetaldehyde and Rh^{I} which reacts with ethylene.



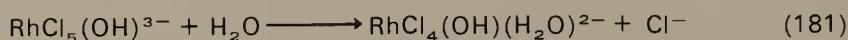
The reaction was also studied in water containing Fe^{III} to regenerate the Rh^{III} from the Rh^{I} ¹⁷⁰. In this case both ethylene-dependent and



ethylene-independent paths were operative (Rh^{III} = total rhodium concentration). The major contribution to the k_a path involves the rate

$$\frac{-d[C_2H_4]}{dt} = k_a[Rh^{III}] + k_b[Rh^{III}][C_2H_4] \quad (180)$$


determining formation of a hydroxo species by elimination of chloride. A



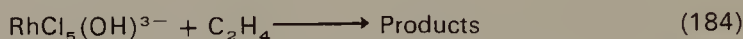
smaller contribution arises from slow formation of an aquo species.



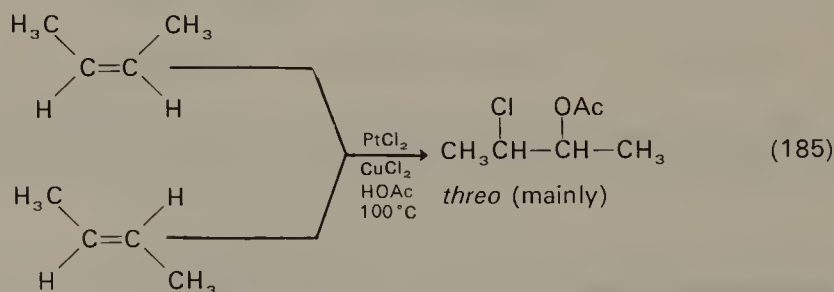
The main contribution to the k_b path is the reaction of $RhCl_5(H_2O)$ with ethylene while there may be a small contribution from a path



involving hydroxyl species.

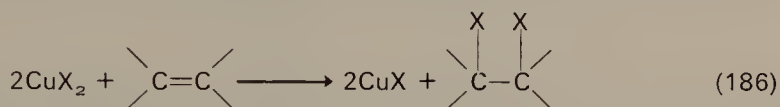


The reactivity of various Rh^{III} chloride species has been determined¹⁷¹. $RhCl_6^{3-}$ is unreactive as are the cationic species $RhCl_2(H_2O)_4^+$, $RhCl(H_2O)_5^{2+}$ and $Rh(H_2O)_6^{3+}$. The last three are unreactive because of their substitution inertness, and the first is unreactive because of the lack of aquo ligands required for the oxidation to occur. $RhCl_4(H_2O)_2^-$ and $RhCl_5(H_2O)^{2-}$ are both reactive with the former being 2–4 times more reactive than the latter. These metal ions were also tested in reaction in acetic acid in the presence of cupric chloride¹⁴³ (section I.A.2.a.ii). $RuCl_3$ and $OsCl_3$ were unreactive while $RhCl_3$ and $IrCl_3$ had low reactivity. Surprisingly $PtCl_2$ was more reactive than $PdCl_2$. The reason for this is not known: $PdCl_2$ is generally much more reactive than $PtCl_2$. A striking difference is that $PtCl_2$ produced only 1,2-disubstituted alkanes while $PdCl_2$ gives considerable amounts of 1,3- and 1,4-disubstituted alkanes. Another interesting result is that *both cis*- and *trans*-2-butene gave mainly the *threo* chloroacetate. The reason for this is not apparent but the

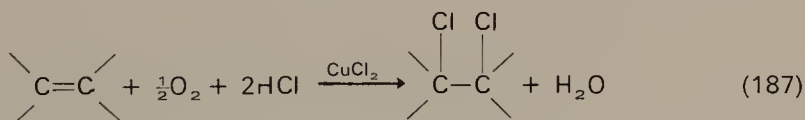


reaction could be of synthetic utility. Certainly the noble metals other than Pd^{II} deserve more study.

d. *Copper(II)*, Copper(II) has a wealth of organic oxidation chemistry¹⁷². However, although it is important as an oxidant for Pd^{II} relatively little of it involves direct olefin oxidation. Probably the only important olefin oxidation is the halogenation of olefins by cupric halides reported by several workers¹⁷³⁻¹⁷⁵. Since CuCl is readily oxidized by O₂ to CuCl₂



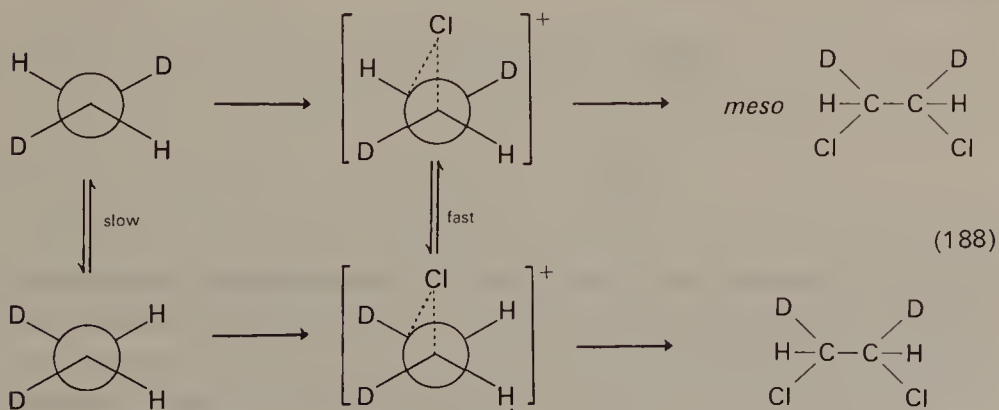
in the presence of HCl (see Wacker reaction, equation 120), this reaction can be made catalytic in CuCl₂. In fact this is the basis of the oxychlor-



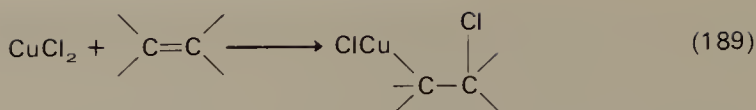
ination reactions run in the vapour phase at 220–330°C. More recently an aqueous phase process has been developed. These processes have the advantage over chlorination with Cl₂ since HCl is a much cheaper reagent than Cl₂.

This chlorination is a two-electron oxidation which apparently does not proceed by radical intermediates. Yet, CuCl₂ would be expected to be a one-electron oxidant.

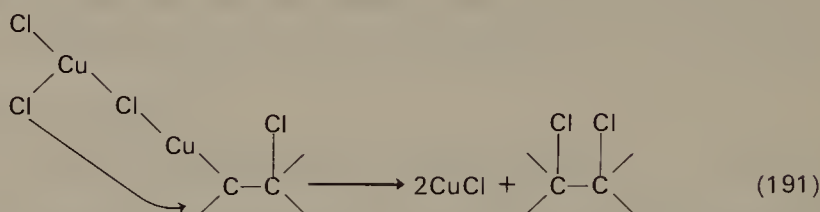
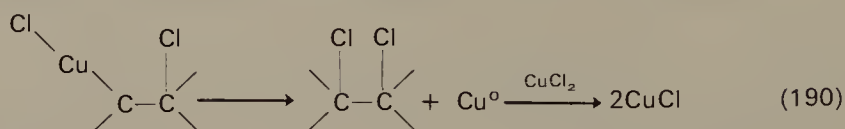
The gas-phase reaction gives mainly *trans* addition with *cis*- and *trans*-2-butene but the addition is almost random with 1,2-ethylene-d₂¹⁷⁵. Chlorinium ion intermediates which easily undergo rotation have been proposed to explain the stereochemical results. However, a path which



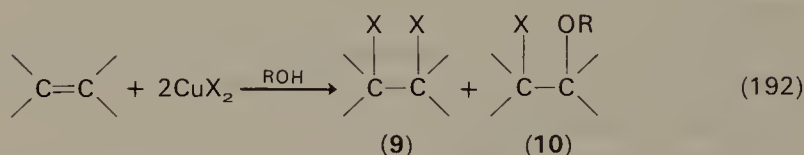
would seem more in keeping with other transition metal organometallic chemistry would involve intermediates with Cu^{II}-carbon bonds.



The intermediate could either decompose to give Cu^0 which would react with CuCl_2 or more CuCl_2 could aid in the decomposition.



In alcohol solvents alkoxy halides are produced in addition to the dihalides¹⁷⁶⁻¹⁷⁸.



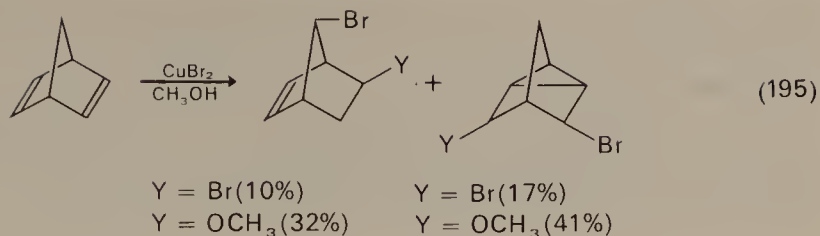
Kinetic studies of the halogenation of olefins with CuBr_2 and CuCl_2 in methanol indicated that the rate of formation of **9** was greater than first order in CuX_2 while the formation of methoxybromide was 1st order in CuX_2 ^{177,178}.

$$\frac{d[\mathbf{9}]}{dt} = k_1[\text{olefin}][\text{CuX}_2]^{1.6-2.0} \quad (193)$$

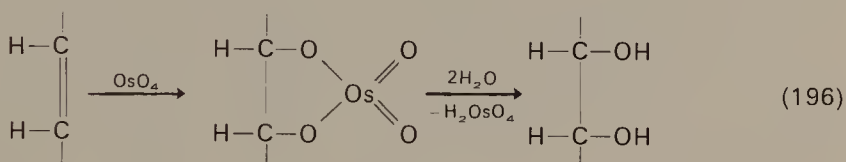
$$\frac{d[\mathbf{10}]}{dt} = k_2[\text{olefin}][\text{CuX}_2] \quad (194)$$

In the bromination of the diolefin, norbornadiene, in methanol, products arising from rearrangement of the carbon skeleton were observed¹⁷⁶ (equation 195).

e. OsO_4 , RuO_4 and Re_2O_7 . These oxidants are being considered together since they are all oxides with a high oxidation state and would be expected to behave similarly.

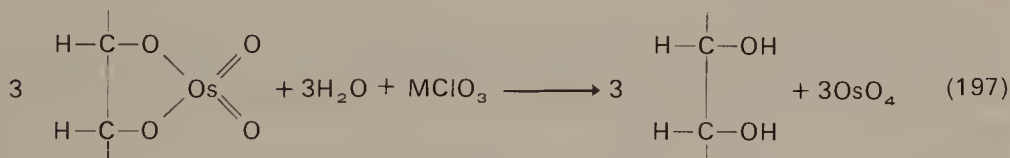


The most studied oxidant is OsO_4 ^{179,180} which has been used mainly for hydroxylation of olefins. The glycols have the *cis* configuration and are usually formed in good yields. The first step is formation of an osmate ester followed by decomposition to glycol. The reagents which have been



used to cleave the ester include sodium and potassium chlorate, sodium sulphite, alkaline solution of mannitol or formaldehyde and hydrogen sulphite.

Since OsO_4 is volatile, toxic and expensive, the hydroxylation is usually carried out catalytically with other oxidants which decompose the ester and regenerate OsO_4 . Metal chlorates have often been used for this purpose ($M = \text{Na}, \text{K}, \text{Ag}$)¹⁸⁰.




Barium perchlorate is also used for this purpose. One side reaction is the addition of HOCl to the double bond. This side reaction is avoided when silver chlorate is used since silver catalyses the disproportionation of the hypochlorite¹⁸¹.

Another oxidant which has been used extensively with OsO_4 is H_2O_2 . This reaction is known as the Milas reaction^{182,183}. It is not known if H_2O_2 is merely decomposing the ester or whether the mechanism is, in fact, more complicated. In a recent improvement on this procedure potassium osmate, K_2OsO_4 was used in place of OsO_4 , the former being much easier to handle than OsO_4 ¹⁸⁴.

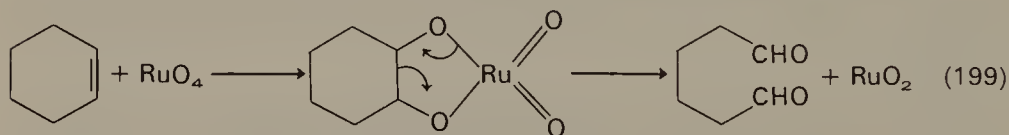
Periodate^{185,186} and air^{187,188} can also be used but often products other than glycols are formed which is not surprising with periodate

since it is a glycol cleaving reagent. OsO_4 plus H_2O_2 also sometimes gives aldehydes or ketones, apparently by direct oxidation rather than secondary oxidation of the glycols^{183,189}.

In a novel reaction, OsO_4 plus NaClO_3 in 50% aqueous HOAc was found to give epoxides¹⁹⁰. Furthermore, ^{18}O -labelling experiments showed that the epoxide oxygen came from the chlorate.

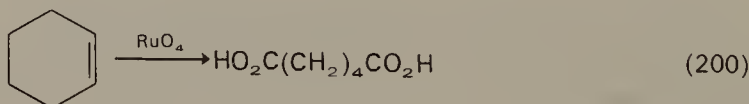


Ruthenium tetroxide olefin oxidation chemistry differs somewhat from OsO_4 ¹⁹¹. These differences arise from the stronger oxidizing power of RuO_4 . Thus, while OsO_4 forms diols from olefins RuO_4 cleaves the double bond. In these cleavage reactions RuO_4 may be acting as a rare example of a four-electron oxidant. Thus, cyclohexene has been reported to be oxidized to adipaldehyde¹⁹². The oxidation may involve oxidative decomposition of a cyclic ester formed initially as in OsO_4 hydroxylations. Evidence that the reaction does not proceed stepwise is in the fact that

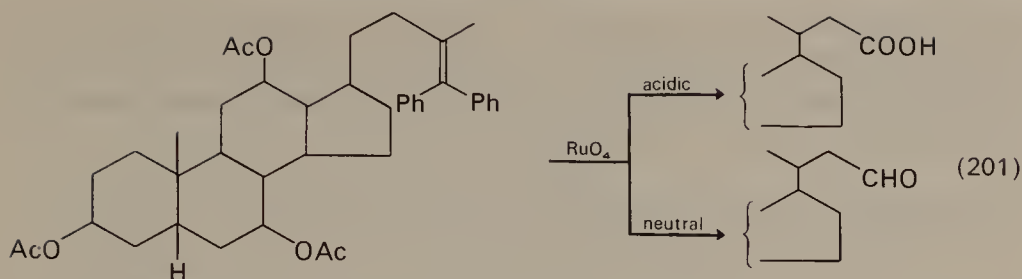


the expected initial oxidation product, 1,2-cyclohexanediol, did not undergo oxidative ring cleavage under the reaction conditions, but gave 1,2-cyclohexanedione.

Under mildly alkaline conditions cyclohexene is oxidized to adipic acid but it was shown that adipaldehyde was an intermediate stage in the oxidation¹⁹³.



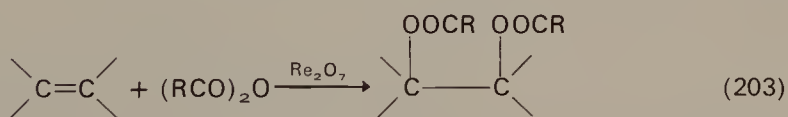
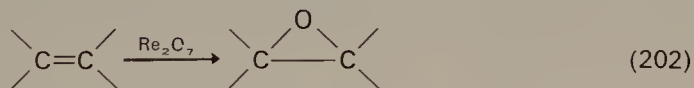
Also glycols are sometimes found as minor products, the products being almost always those resulting from the cleavage reaction. Ketones are obtained from tetrasubstituted double bonds and aldehydes or acids as at least one product from less-substituted double bonds¹⁹¹. Under alkaline conditions ketones and carboxylic acids are usually found; acidic conditions apparently also favour formation of acids. In a recent report aldehyde was formed in neutral medium and carboxylic acids in acidic medium¹⁹⁴. The neutral conditions were a 9:1 acetone:water



solution of olefin in contact with a solution of RuO_4 in CCl_4 , while the acidic conditions were aqueous acetic acid solution of olefin in contact with RuO_4 in CCl_4 .

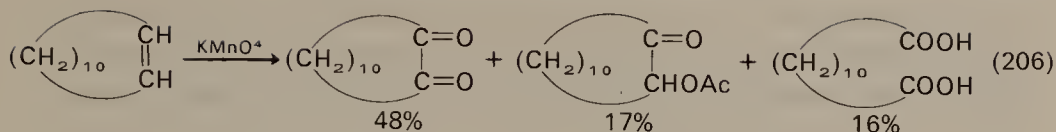
The reaction has been made catalytic in RuO_4 by using oxidants to regenerate the RuO_4 . Sodium metaperiodate has been used¹⁹⁵⁻¹⁹⁸, however, this has the disadvantage that metaperiodate is relatively expensive and is itself an oxidant. An improved procedure has been developed by Wolfe and coworkers using RuCl_3 plus hypochlorite in the form of household bleach¹⁹³. The procedure appears to be convenient and inexpensive.

Re_2O_7 has been little studied as an olefin oxidant and certainly appears to deserve more attention. The only reports of olefin oxidant to the writer's knowledge are two patents describing the oxidation of olefins by Re_2O_7 to epoxides¹⁹⁹ and to glycol acetates²⁰⁰. The former was produced in an inert solvent while the latter was formed in the presence of carboxylic acid anhydrides.



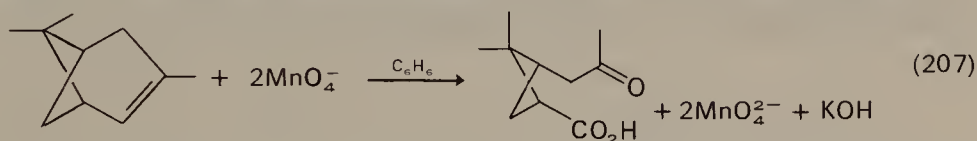
f. *Potassium permanganate*²⁰¹. The use of this reagent for olefin oxidation goes back a number of years. The Baeyer test for unsaturation in organic compounds involves the decoloration of a permanganate solution.

The oxidation products can be glycols, hydroxyketones, diketones, epoxides, or cleavage products. Basic conditions favour the glycol product. Almost certainly the glycol and hydroxyketone arise from a cyclic-ester intermediate similar to that proposed for the OsO_4 and RuO_4 oxidations. Recently spectral evidence for such an intermediate has been

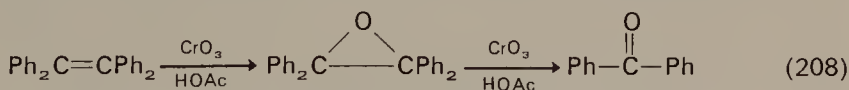


as cyclohexene do not give α -diketones. Acyclic olefins also gave α -diketones in some cases but often ketoacetates are the main product.

Improved means of carrying out permanganate oxidations have recently been reported. These involve solubilization of permanganate in organic solvents by use of quaternary ammonium salts^{208,209} or crown ethers²¹⁰. Oxidations can be carried out under milder conditions with higher yield. Thus, in benzene solution with crown ether and permanganate, α -pinene is oxidized to *cis*-pinonic acid in 90% yield. In aqueous solution yields of 40–60% are obtained.

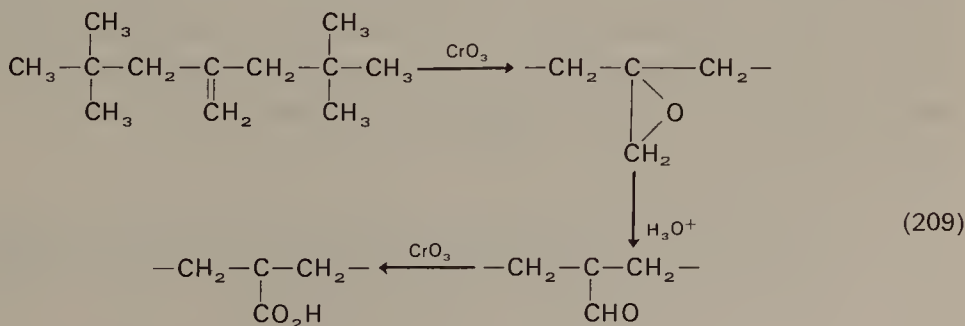


g. *Chromium(VI)*²¹¹. This oxidant is used in the form of chromic acid, chromyl acetate and chromyl chloride. The chromic acid oxidation is carried out either in acetic acid solvent or in aqueous solution. In acetic acid, one of the products that is often found is an epoxide. The other products can often be rationalized in terms of further oxidation of the epoxide to give products at a higher oxidation level. An example is the oxidation of tetraphenyl ethylene²¹²: with excess of olefin, epoxide is the main product while an excess of oxidant leads to benzophenone.

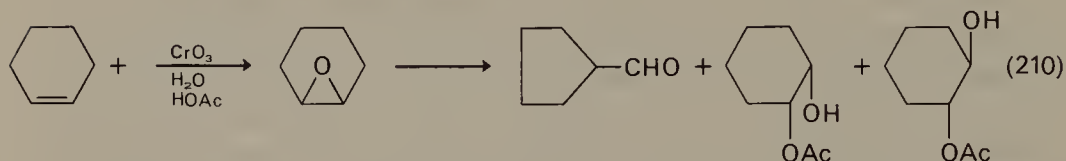


With steroids, allylic oxidation products which could arise from further oxidation of initial epoxide product are found²¹¹.

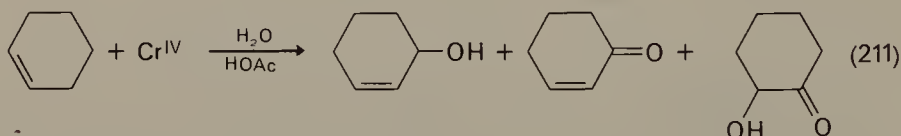
In aqueous acid medium the product distributions include rearrangement products which could have arisen from an intermediate epoxide.



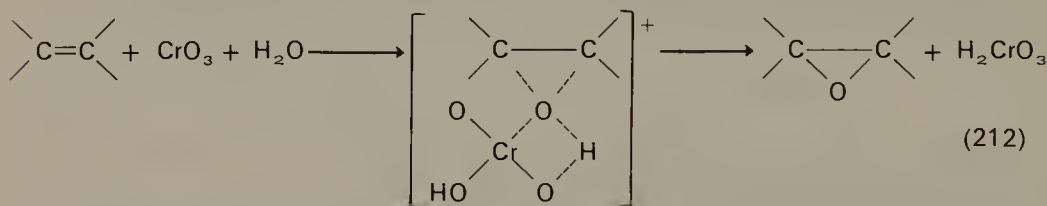
Thus, 4,4-dimethyl-2-neopentyl-1-pentene is converted to an acid which can be shown to be the further oxidation product from the aldehyde as a result of acid-catalysed rearrangement of a possible initial epoxide product²¹¹. Recently Rocek and Drozd were able to demonstrate that cyclohexene oxide is an intermediate in the oxidation of cyclohexene in aqueous acetic acid²¹³. However, some products, including allylic



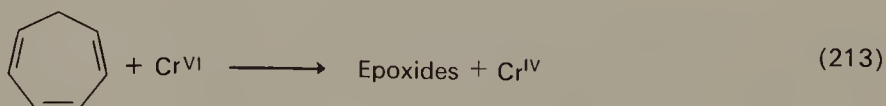
oxidation products, do not arise from the epoxy intermediate. They are possibly formed by oxidation of cyclohexene by Cr^{IV} .

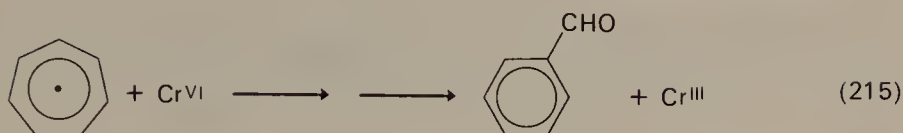


Based on trends in rates of olefin oxidation with olefin structure Awasthy and Rocek²¹⁴ concluded that epoxide formation occurred via a three-member transition state analogous to that for peracid epoxidation or bromination.



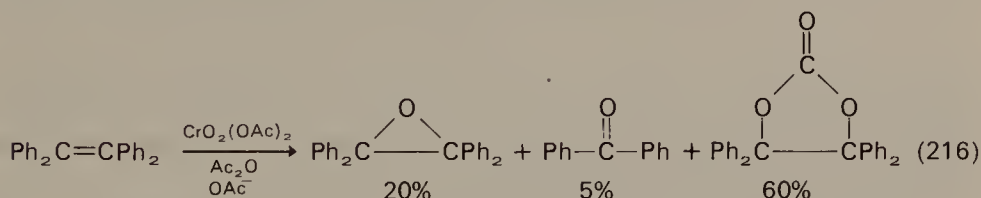
Awasthy and Rocek believe that initial Cr^{VI} oxidation products are always epoxides while the allylic oxidation products arise from oxidation by Cr^{IV} species. This conclusion was reinforced by studies of the chromic acid oxidation of cycloheptatriene²¹⁵: the only isolable initial product was benzaldehyde. Isotope studies suggested a symmetrical intermediate, and the data were most consistent with the following scheme:



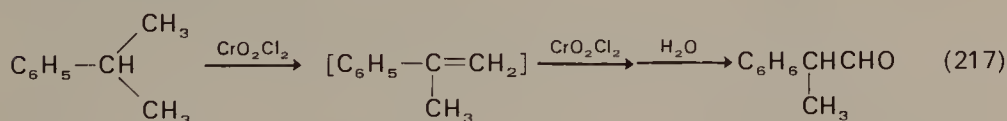


The oxidation of olefins by chromyl acetate gives epoxide as major product with most olefins; cleavage products and allylic oxidation products are also formed. It is possible that most products arise from secondary oxidation of the initial epoxide product but this is not known for certain²¹¹.

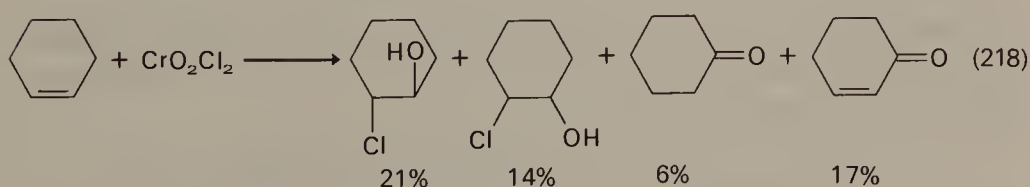
In a novel reaction tetraphenylethylene gives mainly a cyclic carbonate as a product²¹⁶.



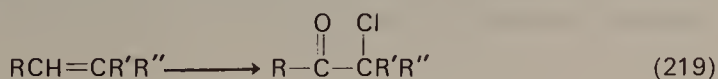
The oxidation of 1,1-disubstituted olefins by chromyl chloride in general gives aldehydes and ketones. The Etard oxidation of aryl alkanes is believed to involve dehydrogenation to the styrene derivative followed by oxidation to the ketone²¹⁷.



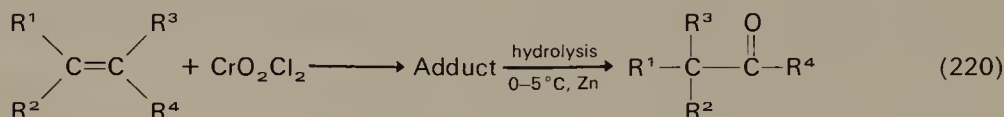
The oxidation of cyclohexene gives four main identified products²¹⁸.



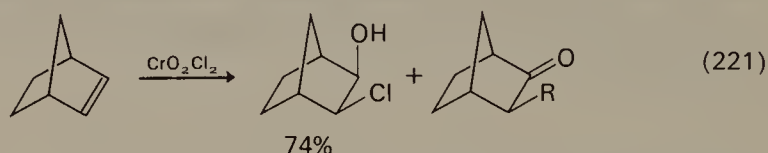
In a recently reported variation of the oxidation, α -chloroketones were obtained directly from olefins in acetone solvent²¹⁹.



If high yields of carbonyl products are desired a 1:1 molar ratio of chromyl chloride to alkene is used and the intermediate adduct is reductively hydrolysed with zinc dust to give carbonyl product by alkyl or hydride shifts ($R = \text{alkyl or H}$):

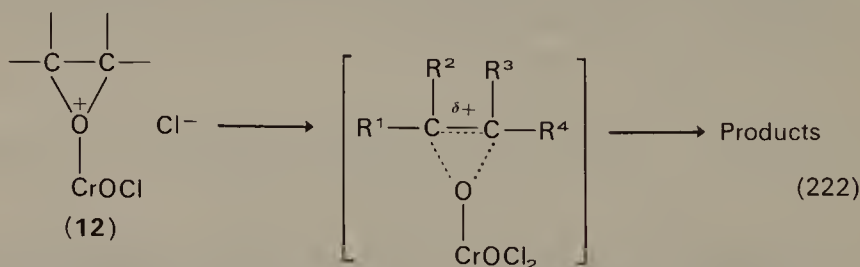


Norbornene was recently reported to be oxidized by chromyl chloride mainly to a chlorohydrin but with smaller amounts of ketone being formed²²⁴. This was used as evidence against an epoxide intermediate since the chlorohydrin would not have arisen from rearrangement of an

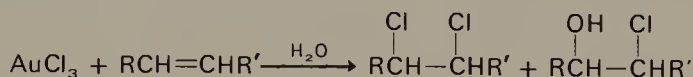


epoxide. However, norbornene adds a number of reagents in a different fashion from unhindered olefins so it may not be too surprising that norbornene has a special mechanism for oxidation.

The intermediate has been postulated as having the structure **12** which decomposes via a highly polar three-membered ring transition state²²¹⁻²²³.



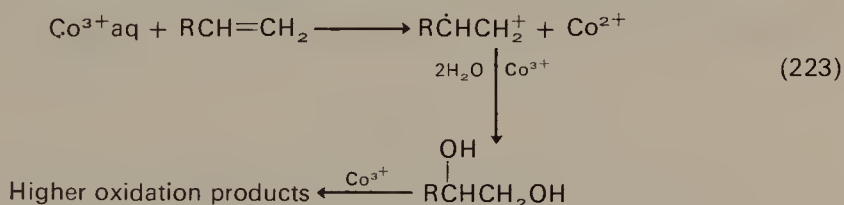
h. *Gold(III)*. Gold trichloride has been very little studied in olefin oxidation but there is one report that olefins are oxidized to dichlorides and chlorohydrins by this salt²²⁵.



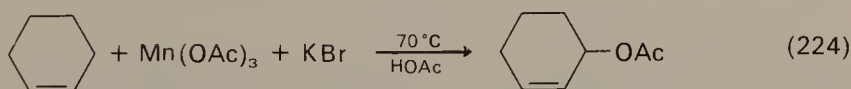
i. *The strong one electron oxidants: cobalt(III), manganese(III), manganese(IV) and vanadium(V)*²²⁶. The metal ions are called strong one-electron oxidants because of their high redox potential which permits them to

oxidize a large number of organic substrates by free radical routes. However, their olefin oxidation chemistry is very limited, V^V in aqueous solution is reduced by olefins but the products are unknown. In non-aqueous solvent, $VOCl_3$ plus $POCl_3$ oxidizes cyclohexene to 1,2-dichlorocyclohexane (mainly *trans*)²²⁷.

Co^{III} , on the other hand, does oxidize olefins in aqueous solution by a route probably involving radical cations²²⁸.

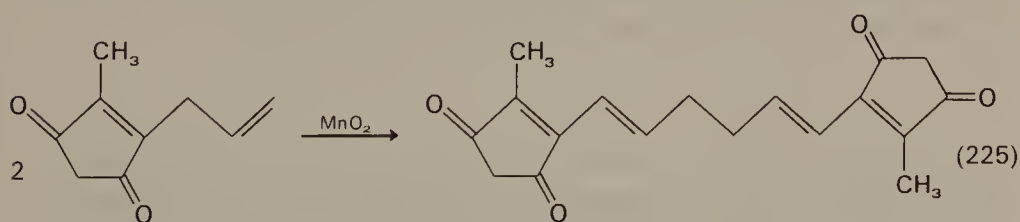


There are two recent reports of allylic oxidation by Mn^{III} which probably involves initial attack on the olefinic double bond. At 70 °C in acetic acid, cyclohexene reacts slowly with manganese acetate but addition of KBr caused a rapid reaction to occur. The main product was cyclohexenyl acetate in 83 % yield²²⁹. $KMnO_4$ at 110 °C could also be used.

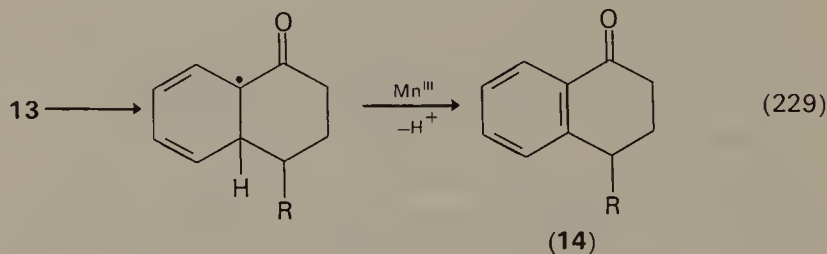
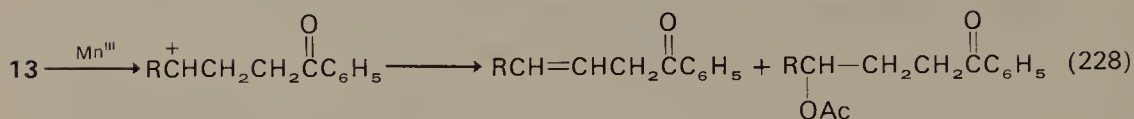
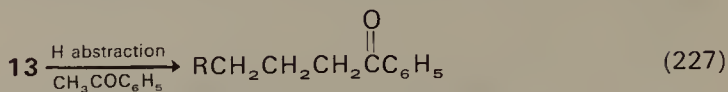
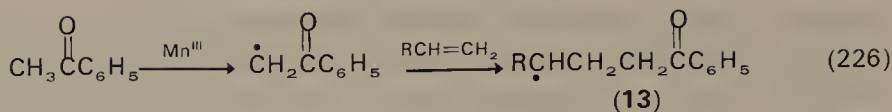


Perhaps bromine radicals are formed which are the actual oxidants.

An oxidative dimerization of compounds related to natural rethrolones with MnO_2 has recently been reported²³⁰. The dimerization occurs with double bond shift.

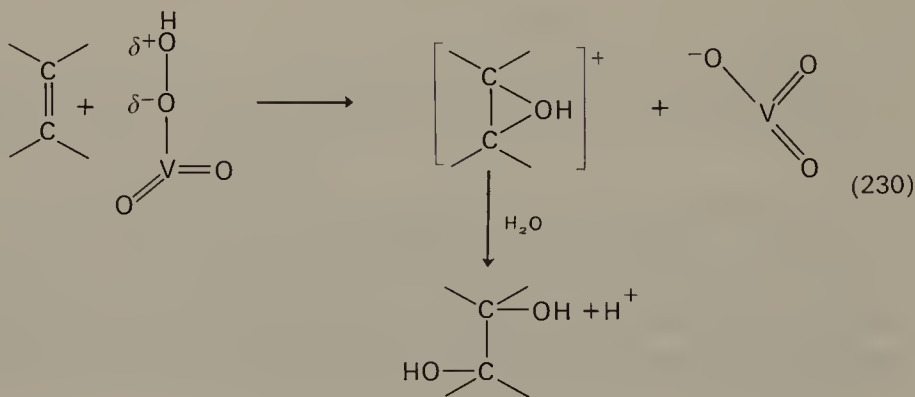


Another oxidation which is definitely indirect is the oxidation of acetone to a radical which will react with olefins¹⁰⁶. The reaction scheme is identical to that previously reported for Ce^{IV} (equation 117). It has recently been reported that with an aromatic ketone such as acetophenone a fourth product, α -tetralone (**14**), is formed as the predominant product in about 50 % yield²³¹.



3. Oxidations by other reagents catalysed by transition metal ions

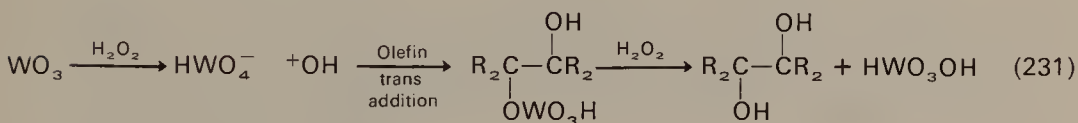
a. *Introduction.* Selection of the oxidations which appear in this section is somewhat arbitrary since the mechanism of every oxidation is not known in detail. Thus, OsO_4 plus H_2O_2 (Milas reaction) was included in the OsO_4 section on the assumption that H_2O_2 was merely present to regenerate OsO_4 . However, this may not be the case as the mechanism may be more complicated. The same comments apply for NaClO_3 or periodate plus OsO_4 . Hence, reactions included in this section are those in which the metal *definitely* does not appear to be the oxidant. However, in some cases this assumption may be on shaky ground.



b. H_2O_2 or peroxides^{180,182}

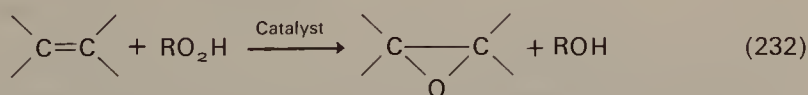
(i) Metal oxides plus H_2O_2 . Metal oxides which tend to form peracids catalyse the hydroxylation of olefins by H_2O_2 . The final products are usually the *trans* diols. The initial product may well be an epoxide which, under the reaction conditions, reacts further to give the diols. With V_2O_5 the scheme would be as in equation (230).

Ta_2O_5 , WO_3 , SeO_2 and MoO_3 also work in the reaction. One mechanism suggested for the WO_3 -catalysed oxidation does not involve epoxide intermediates.

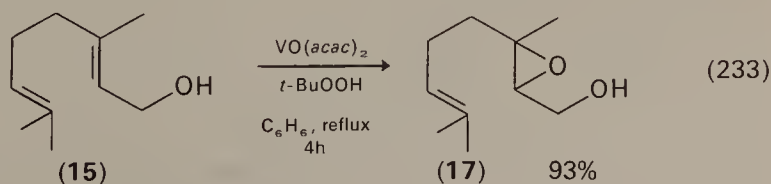


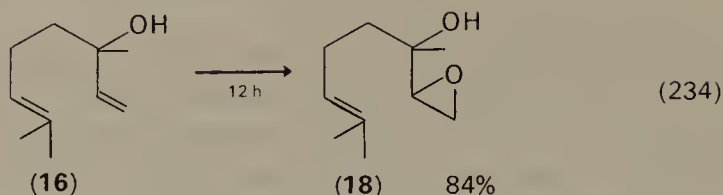
(ii) Epoxidation with hydroperoxides²³². This field has received considerable study in the last 10 years. In particular there have been several mechanistic studies.

The catalysts for the epoxidation are generally compounds of molybdenum and vanadium although sodium tungstate has some activity²³³. Compounds of Mn^{II} and Mn^{III} , Fe^{II} and Re^{III} , Co^{III} , Rh^{III} , Ni^{II} , Pt^{II} , Cu^{II} and Au^{III} were inactive. A wide variety of molybdenum compounds ranging from molybdenum(VI) peroxy compounds²³⁴ to $Mo(CO)_6$ ²³³ catalyse the reaction. Vanadium is usually used as $VO(acac)_2$ although sodium vanadate has some activity. The reaction is run under anhydrous conditions in organic solvents at temperatures from 0 to 110 °C. The reaction is clean and yields are usually over 75 %. Tertiary butylhydroperoxide is generally used as oxygen source.

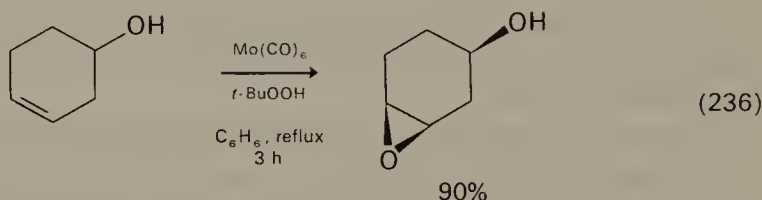
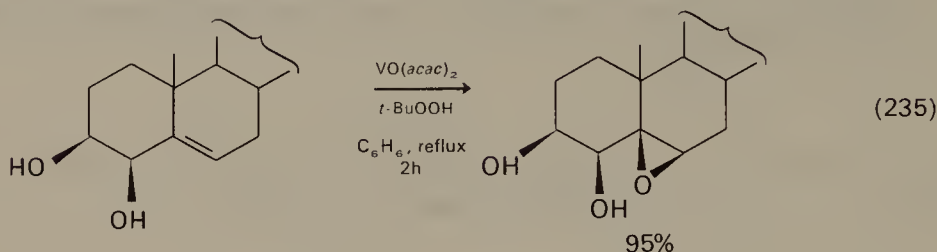


These reagents have recently been found to exhibit remarkable reactivity towards olefinic alcohols giving selective epoxidations not obtainable with other reagents²³⁵. Thus, geraniol (15) and linalool (16) were oxidized to the previously unknown epoxides (17) and (18).

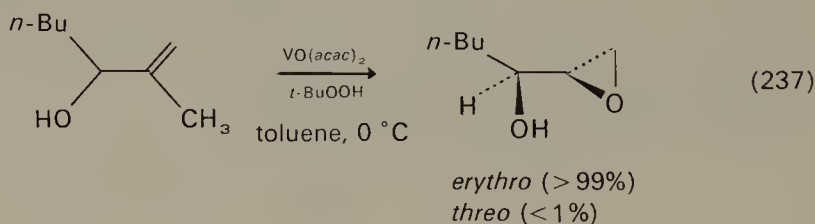




The stereoselectivity is demonstrated by the following two reactions:

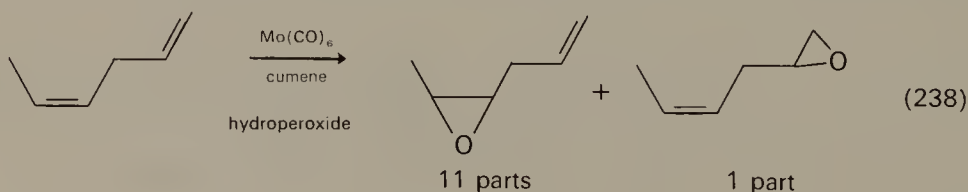


Other examples of stereospecific epoxidation have recently been reported with acyclic olefinic alcohols²³⁶. Thus, the epoxidation of the allylic alcohol **19** gives the *erythro* epoxy alcohol selectivity.



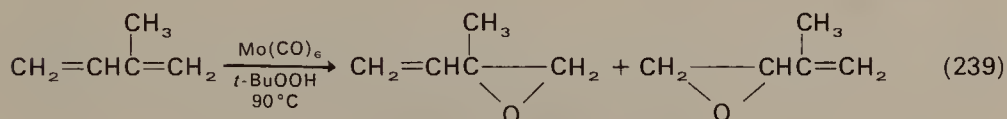
This stereospecific synthesis was used to prepare the *dl*-C₁₈ *cecropia* juvenile hormone from farnesol²³⁶.

Epoxidation of unconjugated diolefins gave mixtures of the two possible epoxides with the internal epoxide predominating. Thus, *cis*-1,4-hexadiene gave an 11 to 1 preference for internal epoxidation, while the *trans* isomer



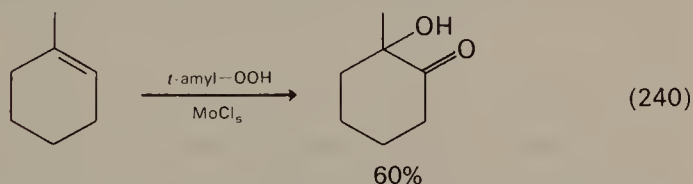
displayed a 6 to 1 preference for internal epoxidation. These results were obtained using a 2:1 ratio of diene to peroxide. At lower ratios diepoxides are formed in appreciable yield.

Although a little less reactive than monoolefins, conjugated dienes gave similar results. Isoprene gave the two possible isomers in a 4:1 ratio.

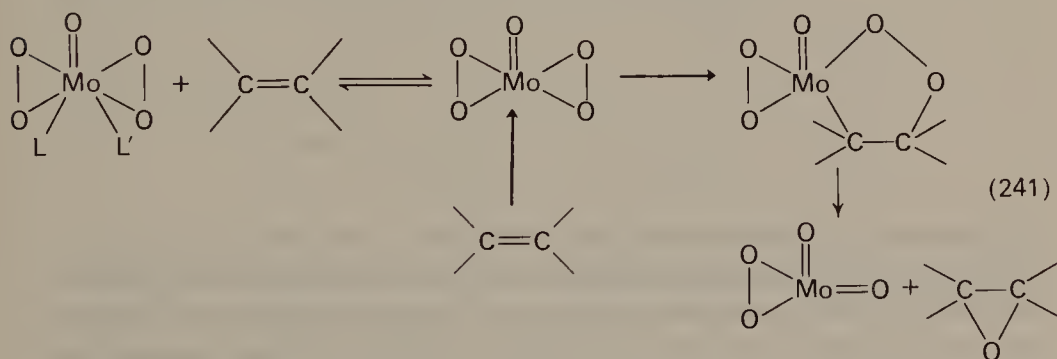


Mo(CO)_6 was generally a better catalyst than VO(acac)_2 but the latter was superior for the epoxidation of allylic alcohols.

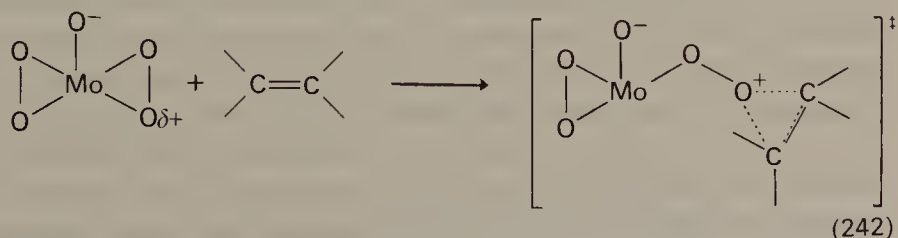
Using an excess of peroxide it has been reported that α -hydroxy ketones can be obtained directly²³⁸.



The mechanism originally suggested for epoxidation by molybdenum(vi) peroxo compounds involved the following sequence²³⁴:

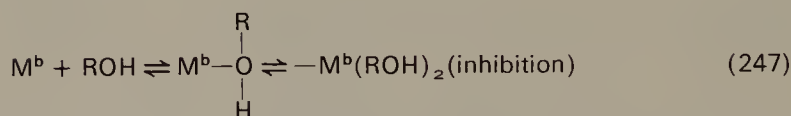
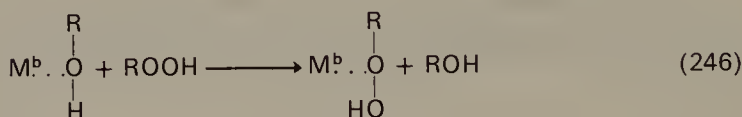
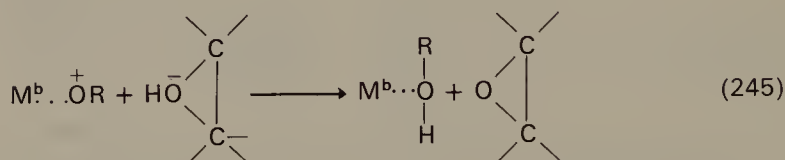
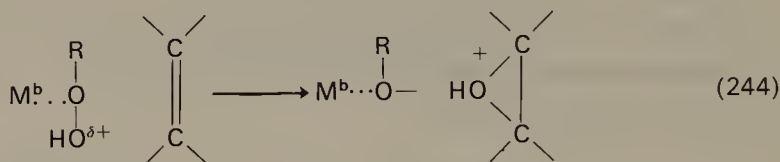
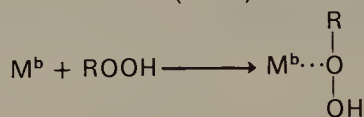


Results from oxygen-18 labelling experiments were consistent with this



mechanism but other results on relative reactivities of various olefins

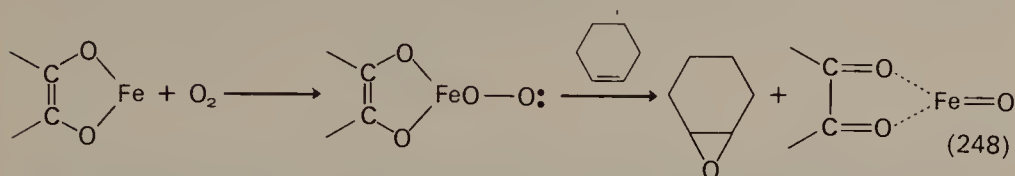
suggest a three-member transition state²³⁹, which is now generally favoured for these oxidations. In a study of the molybdenum naphthenate-catalysed epoxidation of styrene and some substituted styrenes a ρ of -1.4 was found²⁴⁰. This indicates an electrophilic attack upon the olefin. A general mechanism is as follows:



Evidence for the inhibition step in $VO(acac)_2$ catalysis is provided by the fact that *t*-butyl alcohol inhibits the epoxidation by *t*-butyl hydroperoxide²⁴¹. In a recent study of epoxidations by vanadium and molybdenum chelates the rate laws for the vanadium-catalysed system were consistent with attack of olefin on a vanadium(v)-hydroperoxide complex²⁴². Epoxidation with $MoO_2(acac)_2$ was slower and the kinetics were consistent with the formation of molybdenum-olefin, molybdenum-hydroperoxide and a molybdenum-hydroperoxide-olefin complex. Apparently the epoxidation occurs by attack of olefin on the molybdenum-hydroperoxide complex rather than through the ternary complex.

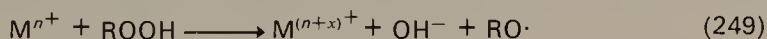
c. Metal ions plus O_2 . These reactions include both radical and non-radical paths. The non-radical path involves activation of oxygen by Fe^{2+} . The reaction is made catalytic by using ene-diols which are oxidized at the

same time as the olefin²⁴³. The route shown in equation (248) has been suggested; this reaction has been used mainly to hydroxylate olefins²⁴⁴.



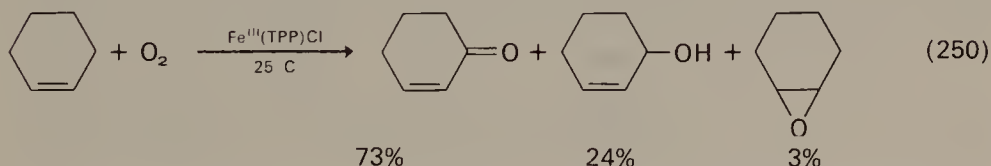
The fact that Ti^{III} , Cu^{I} and Sn^{II} can be used in the aromatic hydroxylation suggests that these metal ions may also be useful for olefin epoxidation. These oxygen activation mechanisms may be similar to those for biological oxidations with oxygenases such as Cu^{I} phenolase, or Fe^{II} pyrocatechase.

The free radical paths no doubt involve chain reactions of O_2 with radicals to give peroxides. The metal ion catalysed the oxidation by decomposing the peroxides to give radicals²⁴⁵. The metal ions which



catalyse autoxidation are Co^{2+} , Fe^{2+} , Cr^{2+} , Cu^+ , Ce^{3+} , and Mn^{2+} .

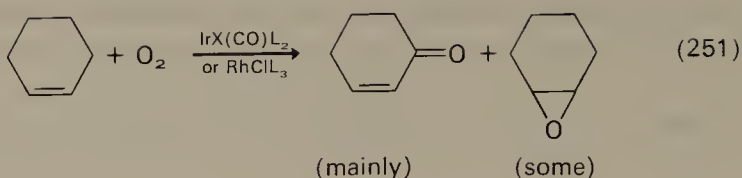
Recently it has been reported that metalloporphyrins will also catalyse the free-radical oxidation of olefins²⁴⁶. Thus, iron *meso*-tetraphenylporphyrin chloride, $\text{Fe}^{\text{III}}(\text{TPP})\text{Cl}$, will catalyse the reaction of oxygen and cyclohexene at 25 °C. $\text{Co}^{\text{II}}(\text{TPP})$, $\text{Rh}^{\text{III}}(\text{CO})(\text{TPP})\text{Cl}$ and $\text{Rh}^{\text{III}}(\text{TPP})\text{Cl}$ also



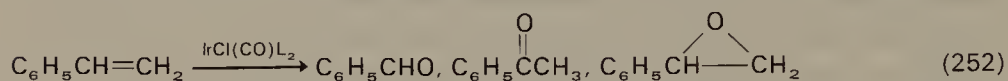
catalyse the oxidation of cyclohexene. These catalysts also produce cyclohexene hydroxide and in the case of $\text{Rh}^{\text{III}}(\text{CO})(\text{TPP})\text{Cl}$ the hydroperoxide is the only product. Presumably the hydroperoxide is an intermediate in the $\text{Fe}^{\text{III}}(\text{TPP})\text{Cl}$ oxidation since it is decomposed by $\text{Fe}^{\text{III}}(\text{TPP})\text{Cl}$ to the same products as the direct oxidation.

Another olefin oxidation takes place by oxygen-carrying complexes; because of the possibility of novel oxidation pathways, there has been considerable interest in this type of oxidation recently²⁴⁷. These complexes are phosphine compounds of Pd^0 , Pt^0 , Ir^{I} , Rh^{I} , Ru^{II} and Os^{II} which may also contain carbonyl ligands.

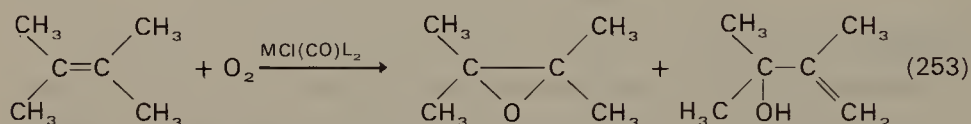
The oxidation products consist of allylic oxidation products, epoxides or cleavage products. The first report²⁴⁸ of this type of oxidation concerned cyclohexene which gave mainly allylic oxidation ($\text{L} = \text{PPh}_3$).



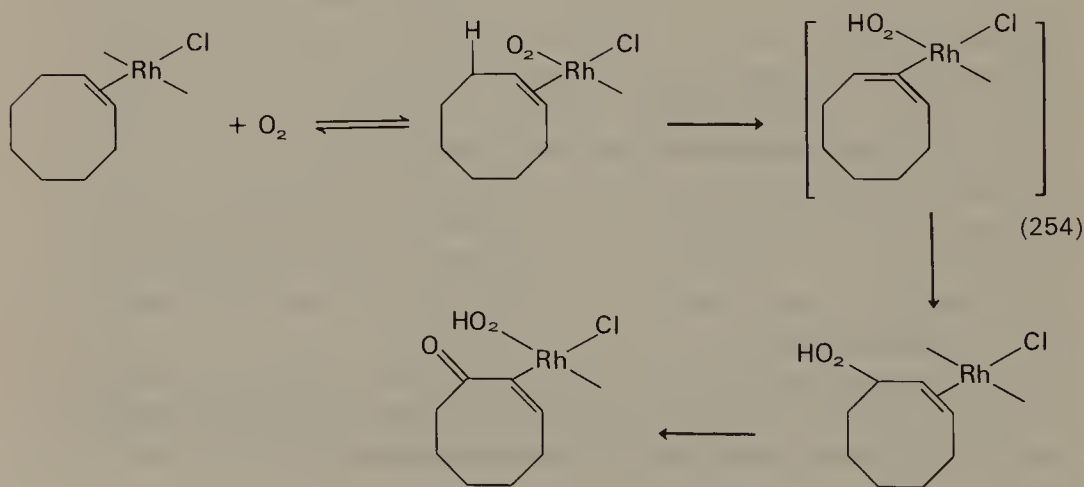
Styrene, which cannot undergo allylic oxidation, mainly gives cleavage products with some epoxide under certain reaction conditions²⁴⁹. Metal complexes of Rh^I, Ru^{II} and Os^{II} gave similar results²⁵⁰ while RhClL₃ also



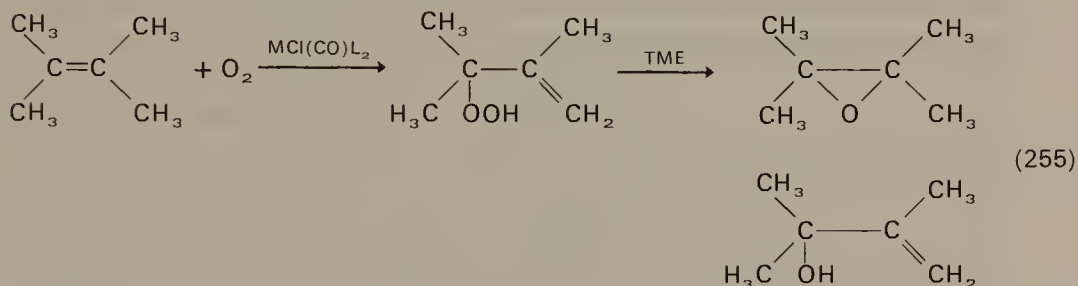
oxidized substituted styrenes, mainly to give cleavage products²⁵¹. Tetramethylethylene gives epoxide and an allylic alcohol (M = Ir or Rh):



Originally it was hoped that these oxidations may occur by non-radical oxygen transfer mechanisms analogous to those believed to be operative in oxidations by oxygenases which are metalloenzymes catalysing the direct oxygenation of organic substrates²⁵². However most of these reactions are strongly inhibited by radical scavengers which indicates radical pathways. Evidence for allylic hydroperoxide intermediates was provided by James and Ochiai in the Rh^I-catalysed oxidation of cyclo-octene²⁵³. They suggested the following route:

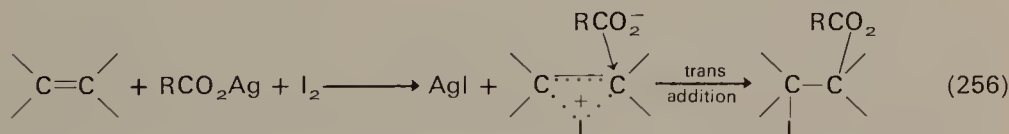


Hydroperoxide intermediates were also found in the oxidation of tetramethylethylene (TME)²⁵⁴. Since they could show that peroxides in the presence of catalyst oxidized the olefin to epoxide, they proposed the following path (M = Ir or Rh):

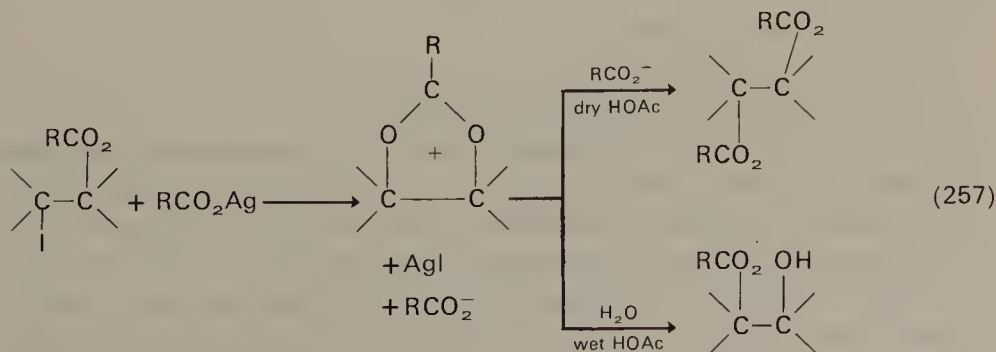


Since the reaction is inhibited by hydroquinone the hydroperoxide must be formed by a radical chain reaction. It is not clear if the radical chain is initiated by the metal centre or by metal-catalysed decomposition of trace impurities. Similar routes have been suggested for the oxidation of styrene²⁵⁰. Certainly more study is required to elucidate completely the mechanisms of these oxidations.

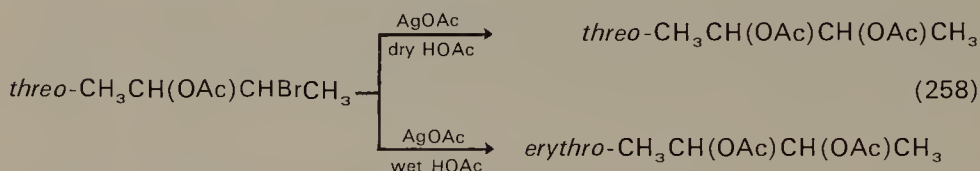
d. *Iodine and silver carboxylate*^{255,256}. This reaction, which is called the Prévost reaction²⁵⁷ in dry acetic acid and Woodward's *cis*-hydroxylation procedure in wet acetic acid²⁵⁸, is analogous to olefin oxidations by $\text{Ti}(\text{OAc})_3$ and $\text{Pb}(\text{OAc})_4$ in acetic acid. The reaction almost certainly involves the initial attack of positive halogen and carboxylate on the olefin to give an intermediate adduct. This adduct then reacts again with silver



carboxylate to initiate the decomposition of the adduct. The stereochemistry of the product can be explained by neighbouring group partici-

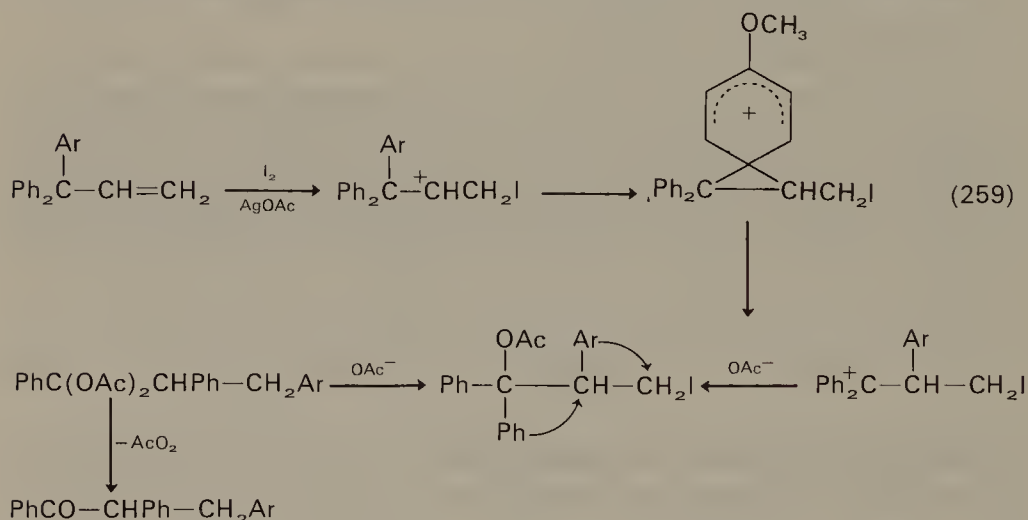


pation by the carboxylate group. The resulting ion is attacked *trans* by acetate in dry acetic acid or is opened by water in wet acetic acid. Thus, Winstein and Buckles²⁵⁹ found that α -acetoxy halides were converted to acylated glycols by silver acetate. Retention of configuration occurs in anhydrous acetic acid while inversion occurs in wet acetic acid as shown in the example below (equation 258):



These two procedures have been used to prepare *cis*- and *trans*-glycols from a number of cyclic and acyclic olefins. Yields are usually over 60 %.

The similarity of the Prévost reaction to lead tetraacetate oxidation of olefins has been discussed⁸⁶. The oxidation of 3,3,3-triaryl propenes indicates carbonium ion character in both addition of iodine and acetate as well as in the decomposition of the adduct ($\text{Ar} = -\text{C}_6\text{H}_5\text{OCH}_3$).



B. Non-metal Oxidants

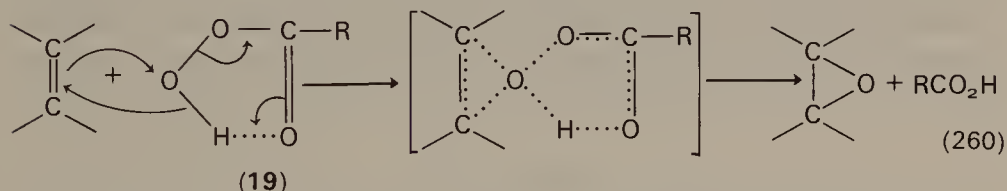
1. Peroxyacid and peroxide oxidants

The oxidation of alkenes with peroxyacids or other peroxide reagents can lead to a variety of functional groups, but most commonly the products are epoxides or glycols. The reagents will be grouped under the three categories of peroxyacids, hydrogen peroxide and alkyl hydroperoxides.

a. *Peroxyacids*. The reaction of an alkene with a peroxyacid to yield an epoxide (also called an oxirane group) was first discovered by the Russian

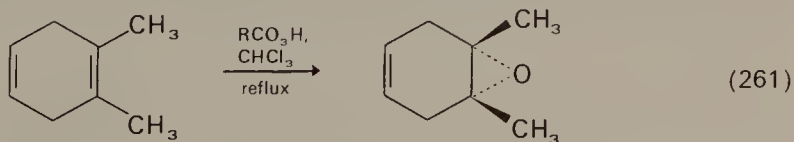
chemist Prileschajew²⁶⁰. A number of reviews on this subject have been published^{261–265} including a recent and very extensive coverage by Swern²⁶⁶. The mechanism of this epoxidation reaction will be reviewed and then recent examples of the reaction will be discussed to illustrate the variety of peroxyacids and alkene substrates that can be used.

(i) Mechanism of epoxidation. Epoxidation is a second order reaction, first order in alkene and first order in peroxyacid²⁶⁷. A high negative entropy of activation suggests a highly ordered transition state²⁶⁷. The 'molecular' mechanism (1,1-addition) first proposed by Bartlett²⁶⁸ (equation 260) involves electrophilic attack by the peroxyacid (19) and is consistent with the kinetic data. More recent investigations support this proposal^{269,270}. An alternative mechanism involving a 1,3-dipolar



addition has recently been proposed²⁷¹ and criticized²⁷⁰, while calculations²⁷² using a semi-empirical method have suggested that both mechanisms are possible with the 'molecular' mechanism being more reasonable in non-polar media and the dipolar mechanism in polar media.

Electron-donating substituents attached to the double bond accelerate the rate and the following relative rates of epoxidation have been determined²⁷³: $\text{CH}_2=\text{CH}_2 = 1$; $\text{RCH}=\text{CH}_2 \sim 25$; $\text{RCH}=\text{CHR}$, $\text{R}_2\text{C}=\text{CH}_2 \sim 500$; $\text{R}_2\text{C}=\text{CHR} \sim 6000$; $\text{R}_2\text{C}=\text{CR}_2 \gg 6000$. Thus a tetra-substituted double bond can be selectively epoxidized in the presence of a disubstituted double bond²⁷⁴ (equation 261). Conversely, an electron-withdrawing substituent such as a carbonyl group retards the rate of

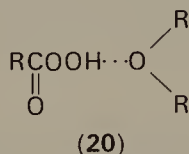


epoxidation as it decreases the electron density at the double bond undergoing the electrophilic attack. For example, the epoxidation of α,β -unsaturated esters is relatively slow and requires a more active peroxyacid²⁷⁵ while with α,β -unsaturated ketones or aldehydes a nucleophilic reagent is generally used (see Section II.B.1.b).

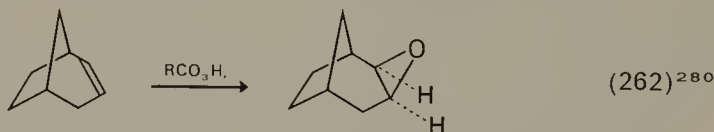
The reactivity of the peroxyacid is also affected by the substituents attached. In general, electron-withdrawing groups enhance the electro-

philic character of the oxidant and therefore increase the rate of epoxidation while electron-donating groups decrease it^{267,276}. Consequently, trifluoroperoxyacetic acid is a more rapid epoxidation reagent than peroxyacetic acid and *m*-chloroperoxybenzoic acid is more reactive than peroxybenzoic acid.

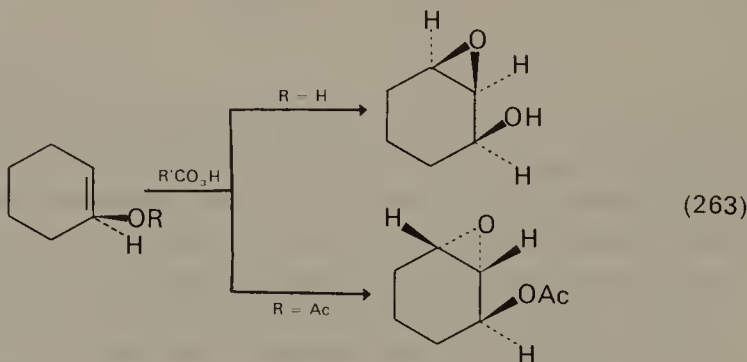
Solvents can also influence the rate of epoxidation with chlorinated and aromatic solvents affording the higher rates, and ethers, alcohols and carbonyl compounds the lower rates^{277,278}. The rate constants decrease with increasing solvent basicity. This is consistent with the fact that the intramolecularly hydrogen-bonded peroxyacid (**19**) is the initial reactive species in epoxidation²⁷² and any reduction in the effective concentration of this species will decrease the rate. Intermolecular association between the peroxyacid and solvent, to give species such as **20** increases with increasing basicity of the solvent²⁷⁹. This intermolecular association necessarily decreases the concentration of **19** and thus the rate of epoxidation.



The epoxidation proceeds in a stereospecific *cis* manner with *cis*-alkenes yielding *cis*-epoxides and *trans*-alkenes yielding *trans*-epoxides²⁶⁷. The *cis*-alkene is epoxidized about 1.5-times faster than the *trans* isomer with straight chain olefins²⁷³. The attack of peroxyacid generally occurs from



the less-hindered side of the alkene to give the less-hindered epoxide (e.g., equation 262), but nearby polar substituents, such as hydroxyl, can both

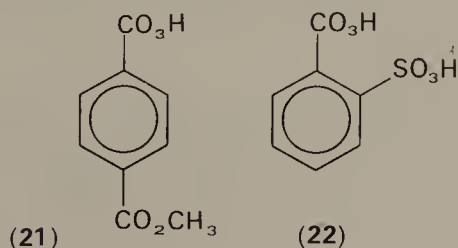


direct the approach of the peroxyacid and accelerate the rate of the reaction²⁸¹ (equation 263). Such is not the case with the related acetoxy compound which gives the expected steric-controlled product.

(ii) Preparation and properties of peroxyacids. Peroxyacids are commonly prepared by the reaction of a carboxylic acid (or its anhydride) with hydrogen peroxide (usually 30 %, but sometimes more concentrated) in the presence of a catalytic amount of strong mineral acid^{262,266}. Peroxyacids are considerably weaker than the corresponding carboxylic acids, e.g. the pK_a of acetic acid is 4.8, while that of peroxyacetic acid is 8.2²⁸². Carboxylic acids exist as dimers in solution, while peroxyacids form intramolecular hydrogen bonds²⁶⁷ (see 19) and exist as monomers. As a result, peroxyacids are more volatile than the corresponding carboxylic acids. These contrasting physical properties can often be utilized in the purification of the desired peroxyacid, but frequently it is not necessary to purify the peroxyacid as it is generated *in situ*, that is the hydrogen peroxide and carboxylic acid are combined in the presence of the alkene substrate and the epoxidation is effected directly.

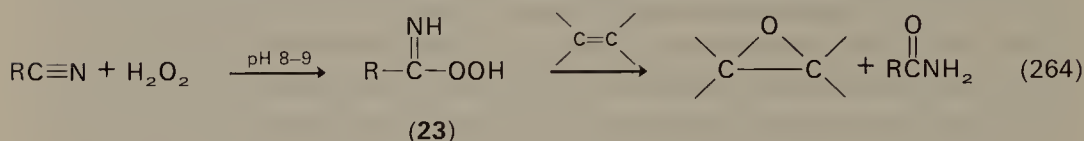
The aliphatic peroxyacids commonly employed in the epoxidation reaction are peroxyformic, peroxyacetic, trifluoroperoxyacetic and monoperoxymaleic acids, the latter two being very powerful oxidants. The most common aromatic epoxidizing reagents are peroxybenzoic, monoperoxyphthalic, *p*-nitroperoxybenzoic and *m*-chloroperoxybenzoic acids, the latter two being the most active. *m*-Chloroperoxybenzoic acid is one of the most convenient peroxyacids because of its high rate of epoxidation, its solubility in a variety of organic solvents, its good stability and its commercial availability as an 85 %-pure crystalline solid²⁸³. Removal of the major impurity, *m*-chlorobenzoic acid, with an aqueous phosphate buffer gives the peroxyacid in more than 99 % purity.

The preparation of *p*-methoxycarbonylperoxybenzoic acid (21) by photooxidation of methyl *p*-formylbenzoate has been described²⁸⁴. This peroxyacid is as stable as *m*-chloroperoxybenzoic acid and as reactive as peroxybenzoic acid in epoxidation reactions. Reaction of *o*-sulphobenzoic anhydride with hydrogen peroxide gives in good yield *o*-sulphoperoxybenzoic acid (22), a new water-soluble oxidant²⁸⁵. If the reaction with an



alkene is carried out in buffered solution the major product is an epoxide while in unbuffered solution the strongly acid sulphonic acid opens the epoxide to yield a *trans*-diol.

A novel class of peroxyacids which have not been isolated because of their instability and high reactivity, but which can be generated *in situ* and used for epoxidation reactions, are the peroxycarboximidic acids (**23**). They

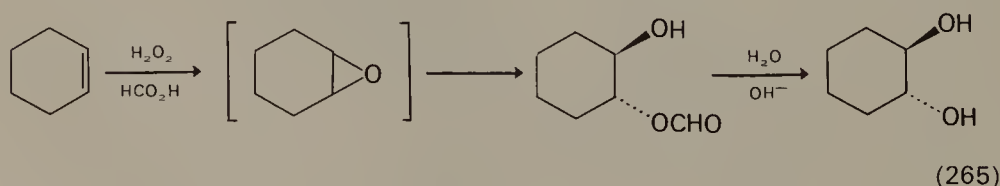


are prepared by the reaction of a nitrile with hydrogen peroxide in basic solution²⁸⁶ (equation 264). These unstable acids readily react with an alkene to give an epoxide in good yield²⁸⁷. Note that (**23**) is simply a

peroxyacid in which $\text{C}=\text{O}$ has been replaced by $\text{C}=\text{NH}$. Acetonitrile

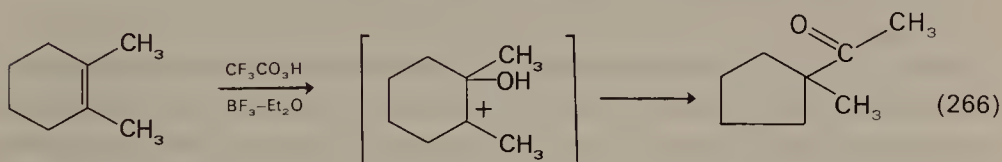
and benzonitrile are commonly used in these preparations with the latter providing the more reactive oxidant, peroxybenzimidic acid (**23**, R = phenyl). The relative reactivities of a number of olefins upon reaction with peroxybenzimidic acid have been examined²⁸⁸ and it was found that the rate of epoxidation was less dependent on the degree of olefin substitution as compared with the normal peroxyacids. The major advantage of these peroxycarboximic acids is in the epoxidation of acid labile substances such as acetals²⁸⁹ and carbohydrate derivatives²⁹⁰.

(iii) Examples of epoxidation and related reactions. Epoxides are susceptible to attack by carboxylic acids in the presence of a mineral acid catalyst to yield monoesters of 1,2-diols^{262,263} and if the carboxylic acid is sufficiently strong the mineral acid is not necessary. Thus, in some epoxidations the initially formed epoxide reacts further to give a diol monoester. This is particularly true with epoxidations run in formic acid or with those employing trifluoroperoxyacetic acid, which during the course of the reaction is converted to the strongly acidic trifluoroacetic acid ($\text{p}K_{\text{a}} 0.3$). The acid-catalysed opening of the epoxide results in inversion of configuration at the attacked carbon and overall *trans* addition as illustrated in equation (265) for oxidation of cyclohexene²⁹¹.

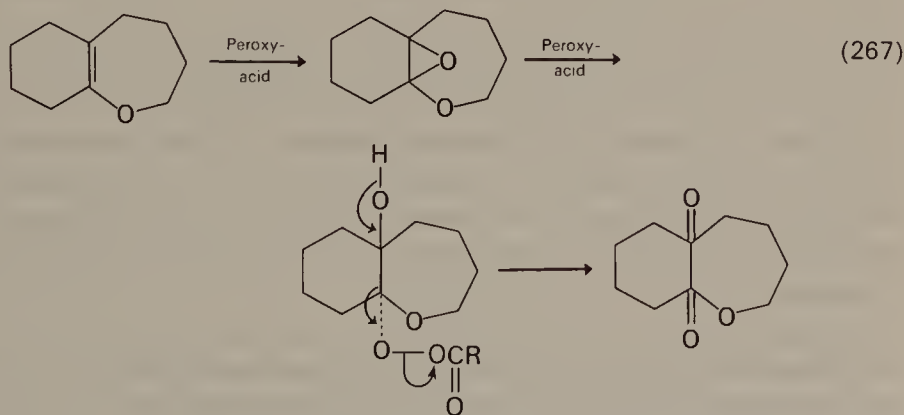


Hydrolysis of the monoester gives a 1,2-*trans*-diol and is an alternative to *trans*-hydroxylation using the Prévost conditions (Section II.A) or *cis*-hydroxylation effected with reagents such as OsO₄ or KMnO₄ (Section II.A). This epoxide opening is not a problem when using peroxybenzoic or *m*-chloroperoxybenzoic acid in chloroform, nor is it when using peroxyacetic acid²⁹² or trifluoroperoxyacetic acid²⁹³ in buffered solution.

Since peroxyacids convert alkenes to epoxides and Lewis acids rearrange epoxides to carbonyl compounds²⁹⁴, Hart reasoned that a peroxyacid–Lewis acid mixture might convert an alkene directly to an aldehyde or ketone^{295,296}. In the fact, treatment of 1,2-dimethylcyclohexene with a mixture of trifluoroperoxyacetic acid and boron trifluoride etherate gave in good yield 1-acetyl-1-methylcyclopentane²⁹⁵ (equation 266). The product was shown to result from attack of a positive hydroxyl on the double bond followed by a Wagner–Meerwein rearrangement.

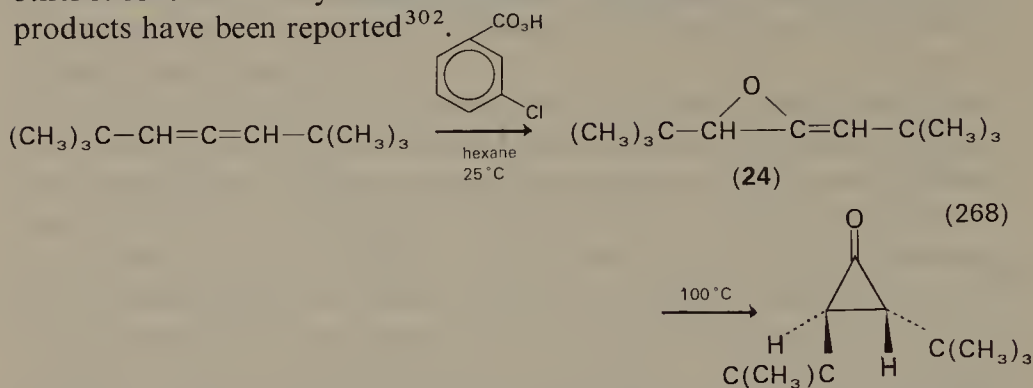


Enol ethers²⁹⁷ and enol esters²⁹⁸ are epoxidized slowly upon reaction with peroxy acids and the resultant epoxides readily rearrange. The epoxidation–rearrangement sequence was utilized in the preparation of a macrocyclic lactone from a bicyclic enol ether²⁹⁹ as outlined in equation (267).



Attempts to isolate an allene oxide (e.g., **24**) by epoxidation of one of the double bonds in an allene have been reported^{300,301}. Treatment of 1,3-di-*t*-butylallene with *m*-chloroperoxybenzoic acid gave a stable allene oxide (**24**) which, upon heating to 100°C, rearranged to a substituted cyclopropanone³⁰¹ as outlined in equation (268). The epoxidation of

other substituted and cyclic allenes and the transformations of the resultant products have been reported³⁰²



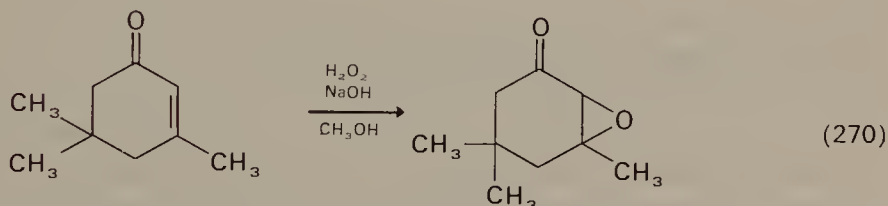
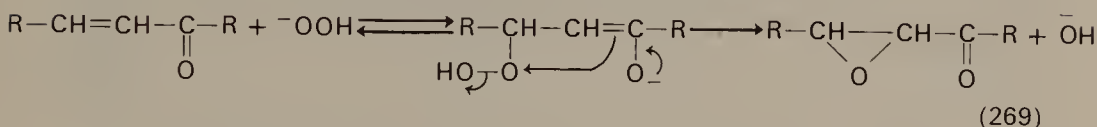
The reaction of a number of alkenes with optically active peroxyacids (e.g., (+)-peroxycamphoric acid) resulted in asymmetric epoxidation although the optical purity of the products was $< 10\%$ ^{303,304}.

An improved procedure for the preparation of volatile epoxides has been described³⁰⁵. After epoxidation of the alkene with *m*-chloroperoxybenzoic acid in a higher boiling solvent such as dioxane or diglyme, the epoxide is distilled directly from the crude reaction mixture. In another report, it was found that unreactive alkenes such as methyl methacrylate could be effectively epoxidized with *m*-chloroperoxybenzoic acid at elevated temperatures (90 °C) if a small amount of a radical inhibitor such as 4,4'-thiobis(6-*t*-butyl-3-methylphenol) was added to the reaction mixture³⁰⁶. If the inhibitor is not added, the decomposition of the peroxyacid is more rapid than the epoxidation reaction. A simple procedure for the epoxidation of acid-sensitive olefins with *m*-chloroperoxybenzoic acid has been described³⁰⁷ which employs a two-phase solvent system consisting of the peroxyacid and the acid-sensitive compound, such as a ketal, in dichloromethane and an aqueous sodium bicarbonate solution. The reactivity of the peroxyacid is slightly diminished in the biphasic medium, but it is still sufficiently reactive to epoxidize monosubstituted double bonds and the yields are comparable to those obtained in a single-solvent procedure.

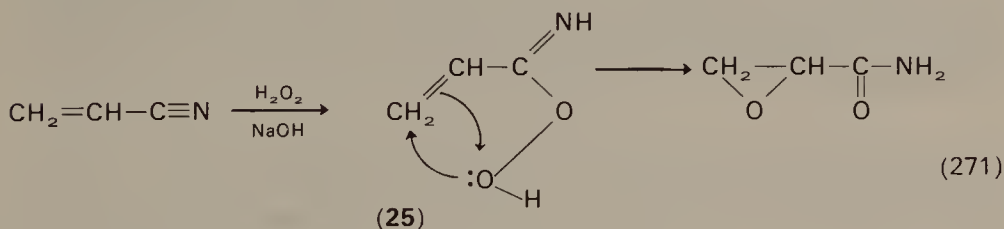
b. *Hydrogen peroxide oxidation of C=C*. In Section II.A the oxidation of alkenes by hydrogen peroxide in the presence of metal catalysts was described. In this section a few examples of oxidation using hydrogen peroxide and non-metallic catalysts will be outlined.

In Section II.B.1.a it was indicated that epoxidation of α,β -unsaturated aldehydes and ketones by peroxyacids was generally too sluggish to be of use in synthesis. However, if a nucleophilic reagent such as the sodium salt of hydrogen peroxide (NaOOH) is used these carbonyl compounds can

be epoxidized readily in high yield. The mechanism is thought to involve nucleophilic addition of the hydroperoxide anion at the beta carbon followed by intramolecular displacement of hydroxide ion³⁰⁸ as illustrated in equation (269). A typical example³⁰⁹ of epoxidation employing nucleophilic conditions is given in equation (270).

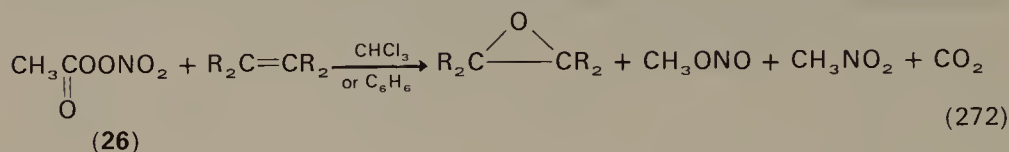


The reaction of α,β -unsaturated nitriles with alkaline hydrogen peroxide takes a different course and usually yields epoxyamides. The mechanism as illustrated for acrylonitrile is thought to involve the initial formation of peroxyacrylimidic acid (25) which then acts as an electrophilic agent to effect an intramolecular epoxidation³¹⁰ as outlined in equation (271).



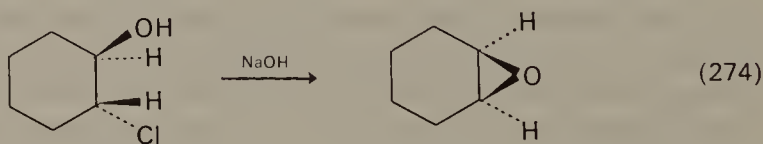
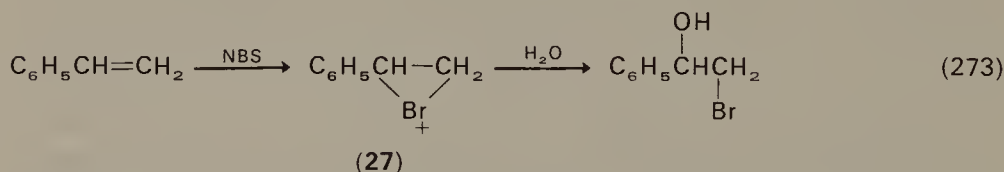
c. *Alkyl hydroperoxides in oxidation of C=C.* The oxidation of alkenes by hydroperoxides in the presence of metallic catalysts was outlined in Section II.A. α,β -Unsaturated aldehydes and ketones may be epoxidized with *t*-butyl hydroperoxide in the presence of basic catalysts such as sodium hydroxide or Triton B^{311,312}. These reactions may be carried out in a completely homogeneous non-polar medium and the yields are comparable to those obtained using the alkaline hydrogen peroxide method. The mechanism is essentially the same as that outlined in equation (269) except that the initial attack at the beta carbon is by an alkyl peroxy anion (ROO^-). The borate-ester-induced decomposition of alkyl hydroperoxides has been shown³¹³ to generate electrophilic oxygen which reacts with olefins to form epoxides in good yield under relatively mild conditions. The mechanism is non-radical in nature and has many features in common with the epoxidation of alkenes using peroxy acids.

Peroxyacetylnitrate (PAN, **26**) is an important air pollutant in photochemical smog which produces deleterious effects on plants, animals and man. A recent report³¹⁴ revealed that PAN is capable of converting alkenes to epoxides (equation 272) and a mechanism for the reaction was proposed.



2. Hypohalites and related oxidants

The reaction of bromine (or preferably *N*-bromosuccinimide (NBS) or *N*-bromoacetamide³¹⁵) with an alkene in aqueous medium gives a bromohydrin. For example, reaction of styrene with NBS in water yields the bromohydrin indicated in equation (273)³¹⁶. The mechanism involves the initial interaction of the alkene with NBS to give the bromonium ion (**27**) which is then attacked by the nucleophile, water, at the carbon which is best able to stabilize a positive charge. This nucleophilic attack takes place with inversion of configuration and cycloalkenes yield halohydrins with a *trans* geometry. Halohydrins are very useful precursors of epoxides and this *trans* orientation is ideal for the S_N2-type of reaction involved in the epoxide formation as illustrated in equation (274)³¹⁷.

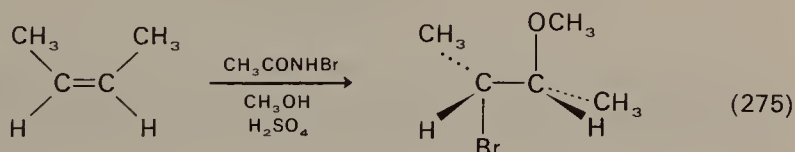


Chlorohydrins may be prepared by the reaction of alkenes with *N*-chloroamides such as monochlorourea in aqueous acid³¹⁸. Two other methods of preparation involve the use of preformed hypochlorous acid³¹⁹ or the generation of hypochlorous acid from calcium hypochlorite in aqueous acid³²⁰. Iodohydrins may be prepared by the reaction of alkenes with iodine in the presence of an oxidizing agent such as iodic acid³²¹.

The reaction of *N*-bromosuccinimide with the polyene, squalene, in aqueous glyme resulted in a highly selective reaction to give primarily the

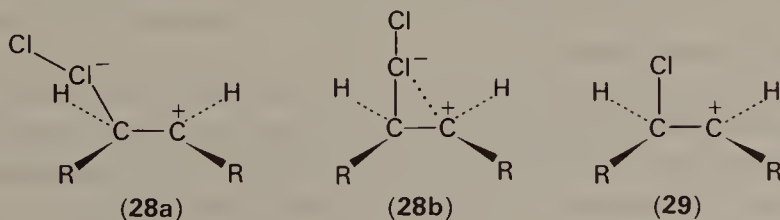
terminal bromohydrin³²². The selectivity was attributed to both steric and conformational effects. In polar solvents such as aqueous glyme it was proposed that the coiling of the non-polar polyene causes shielding of the internal double bonds while the terminal double bonds are more available for reaction. The addition of hypochlorous acid to substituted allenes was shown³²³ to lead to the attachment of the chlorine atom on the central carbon and the hydroxyl group on the more substituted end of the allene moiety.

In the preparation of halohydrins, the intermediate halonium ion is attacked by water to give the product, but if water is replaced by some other nucleophile, a variety of halohydrin derivatives may be obtained. Equation (275) shows the preparation of a methoxy bromide with methanol serving as the nucleophile³²⁴.

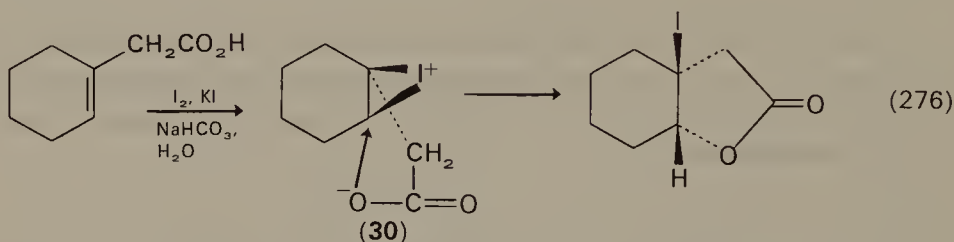


Polyfluoroalkyl hypochlorites have been reported³²⁵ to add to both unsubstituted and halogen-substituted terminal olefins. The principal products are ethers in which the chlorine atom is bonded to the olefinic carbon bearing the greatest electron density.

A detailed study of the reactions of a number of alkenes with the reagents chlorine acetate (acetyl hypochlorite) and molecular chlorine in acetic acid revealed significant differences in the stereochemistry of the products³²⁶. In the chlorine acetate reactions it was concluded that the acetoxy-chloride products were derived largely from attack of the chloronium ion by acetate. In the case of the molecular chlorine reactions to give both acetoxy-chlorides and dichlorides, zwitterionic intermediates (e.g., **28a** and **28b**) were invoked to rationalize the product distributions. With both reagents, varying amounts of *cis* addition products were obtained in addition to the expected *trans* isomers, so 'open' ions such as (**29**) were suggested as likely precursors of the *cis* products.



In the halohydrin reactions cited thus far, a nucleophile has attacked the halonium ion in an intermolecular reaction. In the halolactonization reaction^{327,328} an iodonium (e.g., **30**) or bromonium ion is attacked by a carboxylate anion to give a halolactone in an intramolecular reaction. Depending on the relative positions of the double bond and the carboxyl group in the starting compound, either a halo- γ -lactone³²⁷ (equation 276) or a halo- δ -lactone³²⁹ may be prepared. With cycloalkenes the cyclization proceeds to give a *cis* ring fusion^{329,330}.



The kinetics and mechanism of iodolactonization of 4-alkenoic acids in the non-polar solvent chloroform have been studied using ¹³¹I-labelled iodine³³¹. The presence of substituents on the carbon alpha to the carboxyl increase the rate of the iodolactonization reaction³³². Corey has employed this reaction in the preparation of an intermediate compound in a prostaglandin synthesis³³³.


3. Ozone

Ozonolysis is a very effective method of converting an alkene to an aldehyde, a ketone or a carboxylic acid. The reaction may also be used for the quantitative analysis of carbon-carbon unsaturation and for the determination of double bond positions. A number of reviews^{334,335,336} have included a discussion of the ozonolysis reaction and several monographs have one or more chapters on this subject^{337,338,339}.

a. *Properties of ozone.* Ozone is a colourless, highly toxic gas with a characteristic odour. It is commonly prepared from oxygen or air by ultra-violet irradiation or by electric arc discharge, and a laboratory ozonator which uses the latter method is commercially available³⁴⁰. The properties, toxicity and reactions of ozone, particularly in biological systems, are the subject of a recent article³⁴¹.

Ozone is a non-linear molecule with a bond angle of 116° 49' and a dipole moment of 0.53 D³⁴². From spectral data the oxygen-oxygen bond lengths have been calculated to be 1.278 Å³⁴². The molecule is best represented by a resonance hybrid of structures **31a–31d**. Thus, ozone can

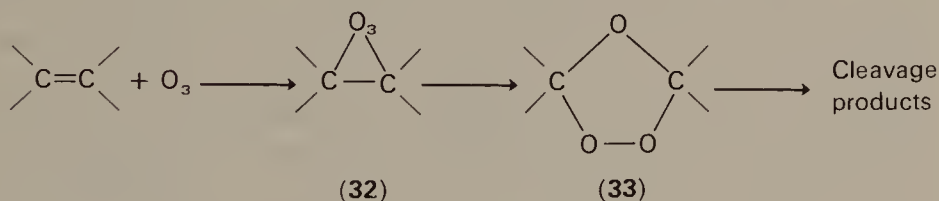
behave as a 1,3-dipole, an electrophile (note that the positive oxygens in **31c** and **31d** have only a sextet of electrons) or a nucleophile. In contrast to



molecular oxygen, ozone is not paramagnetic and there is no evidence that it reacts as a radical at room temperature or below.

b. *Mechanism of ozonolysis reaction.* A number of reviews on the mechanism of the reaction between alkenes and ozone have been published^{343,344} so this discussion will be concerned primarily with more recent advances in this area.

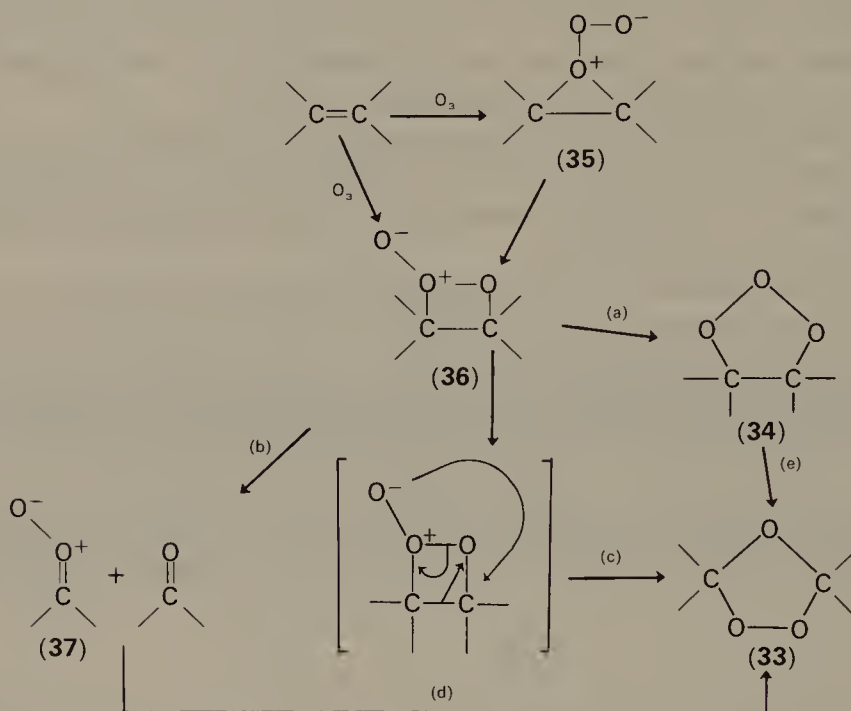
The basic features of the mechanism have long been thought to involve the interaction of ozone with an alkene to give an unstable primary or initial ozonide (**32**), which rearranges to a relatively more stable true ozonide (**33**) with an ether and a peroxy bridge; (**33**) then decomposes to give cleavage products such as aldehydes, ketones and acids. More recent



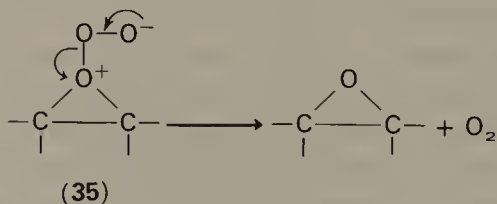
investigations have been concerned with the precise details of these transformations and the possible existence of other intermediates. Criegee found that ozonolysis of styrene gave no polystyrene³⁴³. This indicated that the reaction was not free radical in nature and hence the mechanisms to be outlined all involve ionic intermediates.

Wibaut suggested³⁴⁵ that the attack by ozone on the alkene was electrophilic in nature and numerous investigations^{346,347,348} since have supported this proposal. Huisgen proposed³⁴⁹ that the formation of the initial adduct was an example of a 1,3-dipolar cycloaddition reaction leading to the formation of a 1,2,3-trioxolane structure (**34**). Story and coworkers³⁵⁰ published a unifying concept of the early stages of the ozonolysis reaction which sought to rationalize a number of supposedly contradictory conclusions from previous investigators. He proposed that ozone attacks the alkene to give a σ complex (peroxy epoxide, **35**). The complex then rearranges to the Staudinger molozonide³⁵¹ (**36**), or **36** may be formed directly from the alkene via a 1,2-cycloaddition of ozone. The

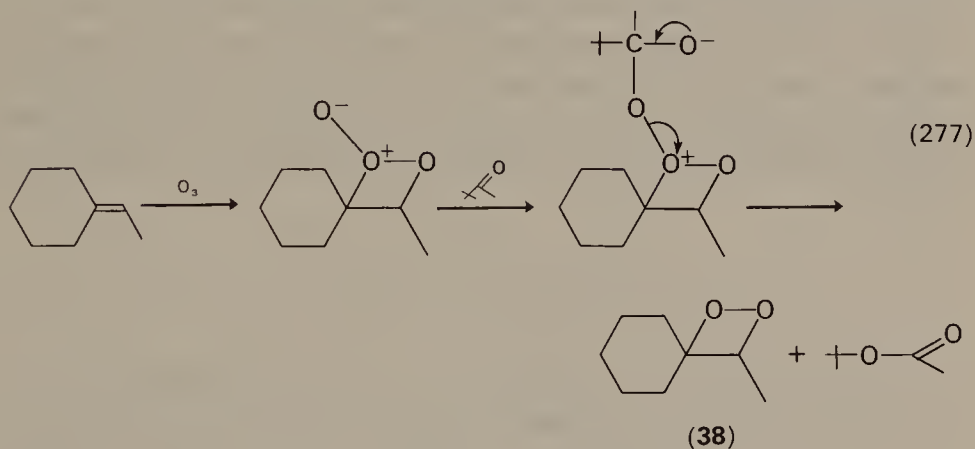
opening of **36** may then lead to three possibilities: (i) formation of a 1,2,3-trioxolane (**34**); (ii) rearrangement in a Baeyer–Villiger fashion to give the normal ozonide (**33**), or (iii) cleavage to the Criegee zwitterion³⁴³ (**37**) and a carbonyl compound. Thus the normal ozonide (**33**) could be formed in at least three different ways, i.e. paths (c), (d) or (e).



The inclusion of all these intermediates in a reaction scheme is supported by the following experimental facts which have been accumulated over a period of years by the efforts of several different research groups. Many hindered olefins, particularly 1-alkenes in which one side of the double bond is heavily substituted, yield upon ozonolysis minor or even major amounts of an epoxide product^{335,344,352,353}. The formation of an epoxide can readily be rationalized by invoking the intermediacy of the σ complex (**35**), which presumably was formed from a π complex of the alkene and ozone³⁵³.



Evidence for the existence of the molozone (36) has recently been presented³⁵⁴. Ozonation of ethylenecyclohexane in the 'Baeyer-Villiger' solvent pinacolone at -45°C is reported to yield the dioxetane (38) plus *t*-butyl acetate as outlined in equation (277). However, doubt has been

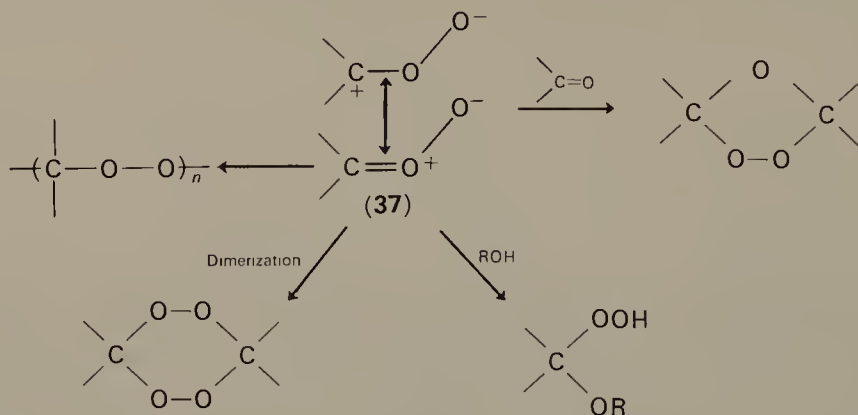


expressed concerning the existence of intermediates such as 36 in normal ozonolysis reactions as a result of low temperature i.r. studies³⁵⁵ and the formation of 38 as a product of the ozonolysis reaction has also been questioned³⁵⁰. Ozonolysis of a series of simple alkenes at -175°C revealed the presence of two species, a π complex of the alkene and ozone which reverted to starting materials at higher temperature and a primary ozonide (probably a 1,2,3-trioxolane, 34) which gave normal ozonolysis products on warming³⁵⁵. The authors suggest that any other species, if they exist, must be transitory on the way to the primary ozonide from the π complex or on the way to products from the primary ozonide. A reversible complex as described above has also been invoked to explain the kinetics of a series of olefin-ozone reactions³⁴⁸.

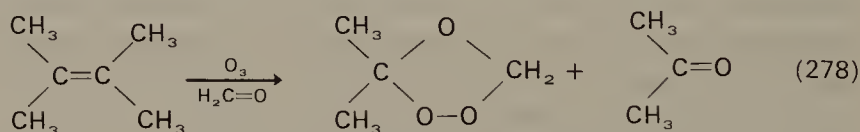
Evidence concerning the structure of a primary ozonide was provided by Criegee and Schröder³⁵⁷ who found that reaction of ozone with *trans*-di-*t*-butylethylene at -75°C gave a crystalline product which could be reduced to a racemic diol. This showed that the initial adduct must have been formed by *cis* addition of ozone and that one of the bonds of the double bond was still intact. Greenwood similarly reported the formation of a primary ozonide from *trans*-alkenes and later from *cis*-alkenes³⁵⁸, although adducts from the latter are less stable and rearrange more readily to normal ozonides. N.m.r. studies^{358,359,360} revealed that, at least with the alkenes examined, the primary ozonide has a 1,2,3-trioxolane structure (34). These n.m.r. studies also showed³⁶⁰ that this primary ozonide (34) was the precursor to the normal ozonide (33). Fragmentation of an unsymmetrical

primary ozonide to give an aldehyde and a zwitterion can occur in two ways and a method of predicting the major cleavage has been reported³⁶¹. It has also been shown that breaking of the C—C bond rather than an O—O bond initiates collapse of the primary ozonide³⁶¹.

The so-called Criegee zwitterion (37) was postulated³⁴³ as an intermediate in going from the primary ozonide to a normal ozonide. In addition, it satisfactorily explained the formation of ozonolysis side products such as polymeric peroxides, cyclic diperoxides and alkoxyhydroperoxides (when alcohols were used as solvents) as outlined in the following scheme.



Strong evidence for the intermediacy of (37) was obtained by ozonolysis of an alkene in the presence of a 'foreign' aldehyde³⁴³. The resultant ozonide incorporated the foreign aldehyde and the zwitterion, the latter

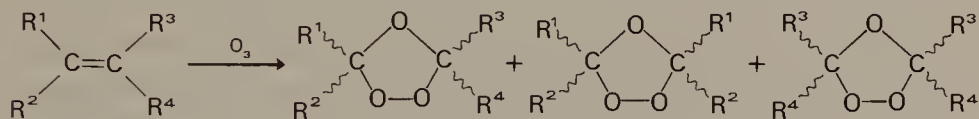


reacting with the more reactive formaldehyde in preference to acetone as illustrated in equation (278).

Ozonides of symmetrical olefins are capable of existing as *cis-trans* isomers^{362,363}, but contrary to Criegee's prediction³⁴³, ozonolysis of *cis*-1,2-di-*t*-butylethylene gave a 70:30 *cis:trans* ozonide mixture and the *trans*-alkene gave 100% *trans*-ozonide³⁶². A detailed study³⁶⁴ of the ozonide stereoisomers obtained from a variety of *cis*- and *trans*-alkenes showed that *cis*-alkenes consistently gave higher yields of ozonides and the size of the substituents had a pronounced effect on the ozonide *cis:trans* ratio, e.g. with the *cis*-alkenes, increasing the size of the substituents increased the percentage of *cis*-ozonide. This study was greatly

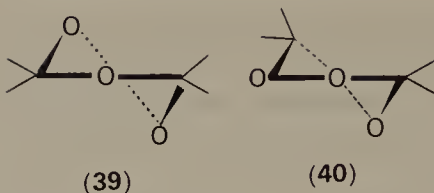
facilitated by the fact that the ozonide mixtures could be analysed by gas phase chromatography³⁶² and that there were significant spectral differences between the *cis*- and *trans*-ozonides³⁶⁴. It was also shown that the ozonide *cis*-*trans* ratios were influenced by the solvent used in the ozonolysis reaction³⁶⁵.

The Criegee mechanism³⁴³ predicts that ozonolysis of an unsymmetrical olefin should lead to the formation of two zwitterions and two carbonyl compounds and ultimately to three normal ozonides (as *cis*-*trans* pairs) with the latter two symmetrical products being referred to as

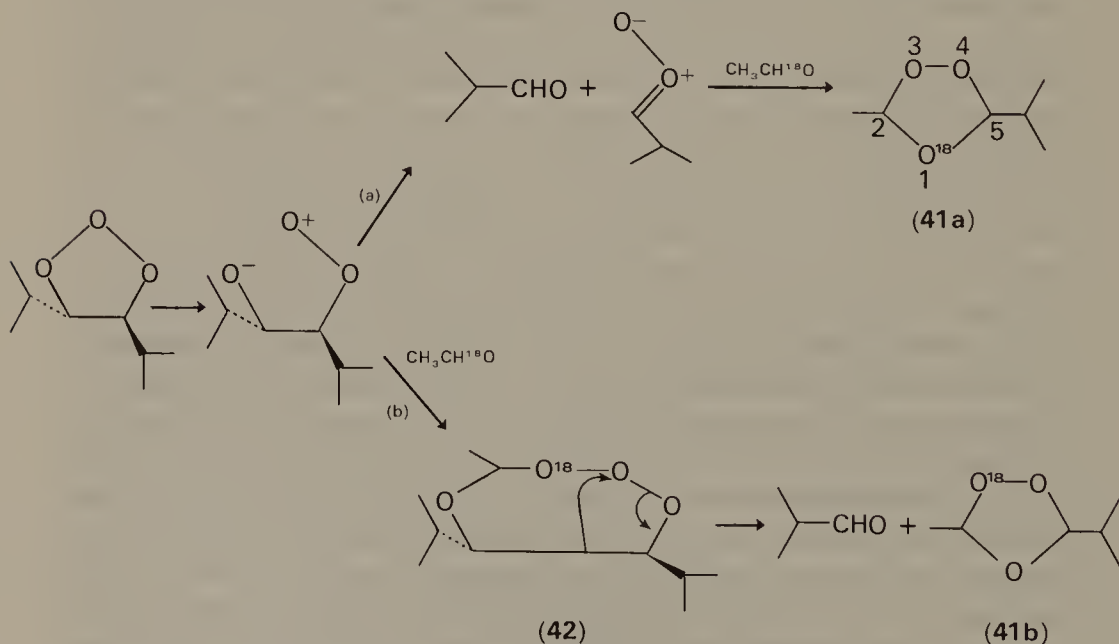


cross-ozonides. Indeed, ozonolysis of methyl oleate³⁶⁶ or 2-pentene³⁶³ led to the formation of three such pairs of ozonides. In addition, it was found that the ozonide *cis*-*trans* ratio in cross-ozonides was also a function of the geometry of the starting olefin^{367,368}. Ozonolysis of mixtures of olefins would be expected to yield cross-ozonides and in fact ozonolysis of a mixture of 3-hexene and 4-octene gave a good yield of the ozonide of 3-heptene³⁶⁸, further supporting the intermediacy of the Criegee zwitterion.

As described above, the geometry of the starting olefin is important in determining the *cis*-*trans* ratio of ozonides, a fact contrary to Criegee's initial postulates³⁴³. To explain this olefin dependence a number of mechanistic modifications have been advanced. Bailey and coworkers proposed³⁶⁹ that the Criegee zwitterion could exist as *anti* (from equatorial primary ozonide substituents) or *syn* (from axial substituents) isomers. The *anti* and *syn* zwitterions then react with carbonyl compounds to orient bulky groups *cis* or *trans*, respectively, in the final ozonides. Microwave spectroscopy³⁷⁰ of the normal ozonides of ethylene (1,2,4-trioxacyclopentane), propylene and *trans*-2-butene showed that all three preferred a half-chair conformation with C₂ symmetry (39) as opposed to a half-chair conformation in which the ring carbon atoms are in non-equivalent environments (40). Conformation (39) is not that predicted from Bailey's rules and revisions to these rules have been proposed³⁷⁰. More recently, a theoretical conformational analysis of 12 primary ozonides revealed that several conformers for each compound were approximately equal in stability and hence no one conformer predominates³⁷¹. As there were no clear-cut axial or equatorial positions in many of these conformers, the authors found it difficult to apply Bailey's rules unambiguously to these systems.



A considerable body of information concerning the mechanism of ozonolysis has been obtained by conducting ozonolysis reactions in which a 'foreign' aldehyde has been added. Criegee first did such an experiment as outlined in equation (278) to prove the intermediacy of his zwitterion. More recently such experiments have been used to explain why *cis-trans* ratios of cross ozonides were dependent on olefin geometry^{364,367}. Thus, the ozonolysis of *trans*-diisopropylethylene in the presence of acetaldehyde ^{18}O gave ozonide (41) in which 32% of ^{18}O was found at position 1, presumably via the Criegee zwitterion [path (a)] and 68% was at position 3, probably formed via the molozonide-aldehyde mechanism [path (b)]. The isomer distribution in adduct (42) would then dictate the *cis-trans* ratio of ozonide (41b)³⁷². Similarly, ozonolysis of *cis*- and *trans*-diisopropylethylene in the presence of ^{18}O -isobutyraldehyde again showed incorporation of ^{18}O in both the ether bridge and the peroxide bridge of the diisopropyl ozonide³⁷³. The incorporation of ^{18}O in the peroxide bridge was more pronounced at lower temperatures indicating that the



Criegee zwitterion pathway was less important at these temperatures³⁷³. The cross ozonide *cis-trans* ratios were also shown to be quite temperature

dependent while the normal ozonide *cis-trans* ratios showed smaller effects³⁷³.

On the other hand, microwave and mass spectral studies of the ozonolyses of ethylene, propylene, and *cis*- and *trans*-2-butene with added ¹⁸O-formaldehyde or ¹⁸O-acetaldehyde at -95 and -126 °C respectively showed that the aldehydic oxygen appears exclusively in the ether bridge of the ozonides³⁷⁴. Similarly, Fliszár and Carles³⁷⁵ found that in the ozonolysis of phenylethylenes in the presence of ¹⁸O-benzaldehyde, the ¹⁸O label was incorporated exclusively in the ether bridge of the normal ozonides. The authors concluded that, at least for these phenyl-substituted olefins, a refined Criegee mechanism adequately accounted for their results and an additional molozonide-aldehyde pathway was not required. A kinetic study³⁷⁶ of ozone attack on phenylethylene suggested that at sufficiently high temperatures the ozone-olefin reaction was the rate-determining step while at sufficiently low temperatures the product formation was controlled largely by the decomposition of the primary ozonide.

Obviously more research is still required to elucidate more clearly the effect of substrate structure, reaction temperature and solvent on the mechanism of the ozonolysis reaction.

The decomposition of normal ozonides may be effected by using reductive, oxidative, hydrolytic or thermal conditions. The method used depends upon the structure of the olefin and the products desired. If aldehyde and ketone products are desired then reductive conditions are used, while if carboxylic acids and ketones are desired then oxidative conditions are used.

Reductive decomposition of ozonides can be effected with a wide variety of reagents³⁷⁷: hydrogen and catalysts such as Pd, Raney nickel, iodide ion, zinc dust and water or glacial acetic acid as well as other metal-acid combinations, triphenylphosphine and trimethyl phosphite. The use of diborane, sodium borohydride or lithium aluminium hydride normally leads to alcohols as the decomposition products. A lithium aluminium hydride reduction of ¹⁸O-labelled ozonides has been reported³⁷⁸. Reductive ozonolysis can be effected by conducting the reaction in the presence of an excess of an aldehyde, such as propionaldehyde, to give the expected cleavage products plus propionic acid³⁷⁹.

Oxidative decomposition of ozonides may be accomplished with a wide variety of oxidizing agents³⁸⁰ such as chromic acid, permanganate, hydrogen peroxide, Caro's acid and catalytic oxidation. The two most useful reagents are hydrogen peroxide and alkaline permanganate. Hydrolytic decomposition can be effected in high yield by treating the ozonides with water or by steam distillation³⁸¹.

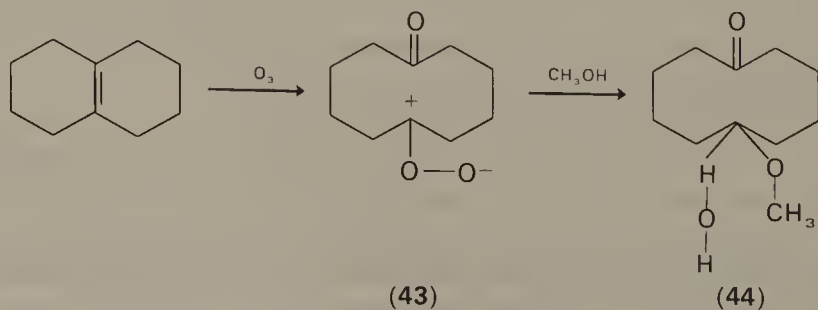
A detailed study of the thermal decomposition of a number of simple ozonides has been reported³⁸². The initial step in the thermolysis was shown to be oxygen–oxygen bond homolysis of the peroxide bridge. A number of examples of photochemical decompositions of ozonides have also been reported^{383,384}.

c. Special applications of the ozonolysis reaction. Ozonolysis provides a useful analytical method for determining the position of a double bond in an alkene³⁷⁷. Gas chromatographic procedures have been developed for the micro-scale analysis of terpenes³⁸⁵ and for the specific determination of oleic acid³⁸⁶. Chemical modification of the tryptophan residue in a protein with ozone assists in the structure determination of these complex molecules³⁸⁷.

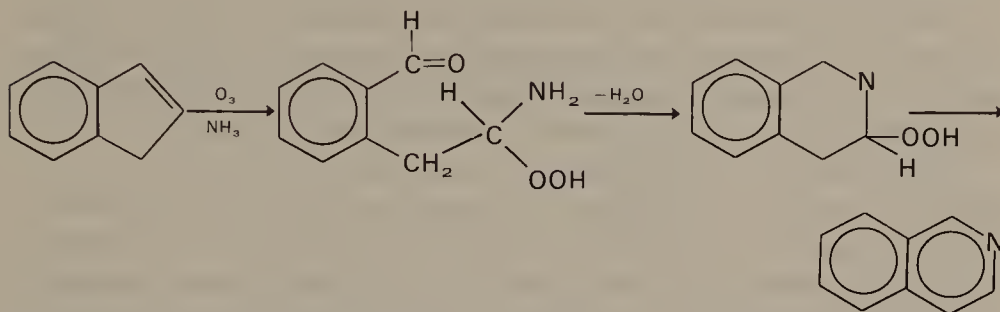
The reaction of ozone with alkenes can also have deleterious effects as evidenced by the slow degradation of tyres and wire insulation upon exposure to ozone in the atmosphere. The ozonization of polymers containing C=C bonds has been described in a previous volume in this series³⁸⁸.

In a number of instances, the addition of pyridine to the ozonolysis reaction mixture was found to give improved yields of the desired products. For example, the selective ozonolysis of an isolated double bond in the presence of an α,β -unsaturated ketone was enhanced by the addition of pyridine³⁸⁹. Yields of cleavage products from the ozonolysis of methylene-cycloalkanes were also higher in the presence of pyridine³⁹⁰. It was originally proposed³⁸⁹ that pyridine converted the intermediate Criegee zwitterion to a carbonyl compound which in turn was oxidized to pyridine oxide but this mechanism has been questioned³⁹¹.

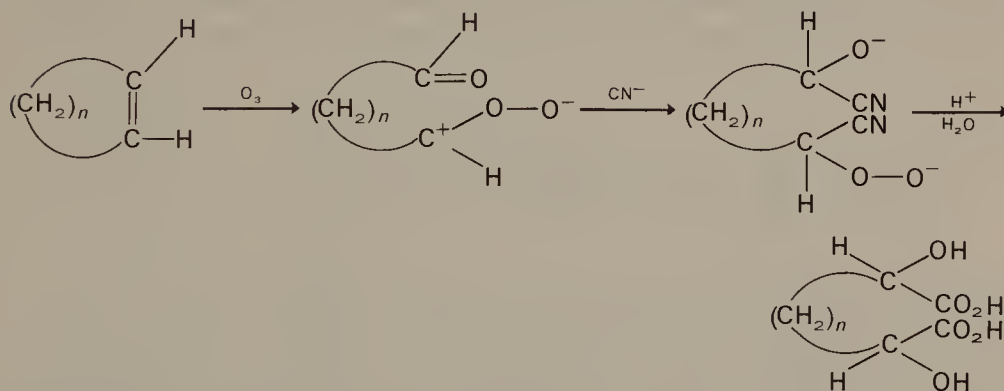
The use of other participating solvents in the ozonolysis reaction can lead to the formation of non-carbonyl functional groups. Ozonolysis of 9,10-octalin in methanol gave a good yield of a methoxyhydroperoxide (44) which was formed by reaction of the intermediate Criegee zwitterion (43) with solvent³⁹². Ammonozonolysis is a related reaction in which ammonia captures the zwitterion to give an aminohydroperoxide, which



in turn can react with a neighbouring carbonyl group to give a heterocycle. For example, ammoozonolysis of indene gave isoquinoline in 63 % yield³⁹³.

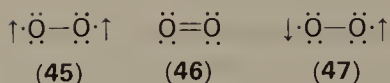


In cyanozonolysis the alkene is ozonized in the presence of hydrogen cyanide, which converts the Criegee zwitterion to a cyanohydroperoxide and the carbonyl group to a cyanohydrin. Hydrolysis of this product then gives a dihydroxy dicarboxylic acid³⁹⁴.



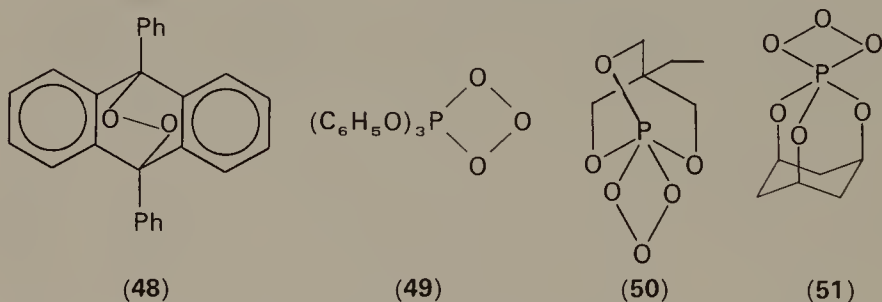
4. Molecular oxygen

Oxidation of alkenes by molecular oxygen (dioxygen) can be effected by direct reaction with the double bond or by reaction at an allylic position. In the ground state, molecular oxygen normally exists as a triplet diradical ($^3\Sigma_g$) (**45**). The first excited state ($^1\Delta_g$) (**46**) has a half-life of about 10^{-6} sec and is the one normally involved in singlet oxygen reactions with alkenes while the second excited state ($^1\Sigma_g$) (**47**) has a shorter lifetime and rapidly loses energy to form the more stable **46**. The structure of dioxygen has been reviewed in detail³⁹⁵. The major portion of this section will be concerned with the reactions of singlet oxygen with alkenes and that will be followed by a more cursory treatment of the oxidation of alkenes by ground state molecular oxygen.



a. *Singlet oxygen*. Singlet molecular oxygen and its role in alkene oxygenations has been the subject of several reviews³⁹⁶⁻⁴⁰⁰. 1,4-Cycloaddition reactions of conjugated dienes with singlet oxygen (acting as a dienophile) to give cyclic peroxides have also been reviewed⁴⁰¹.

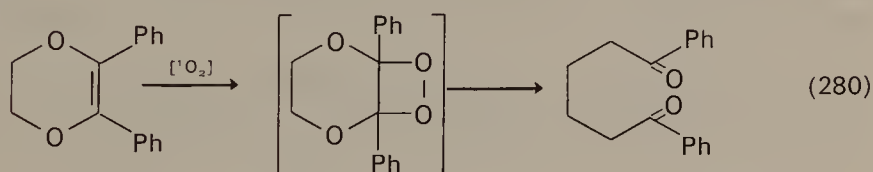
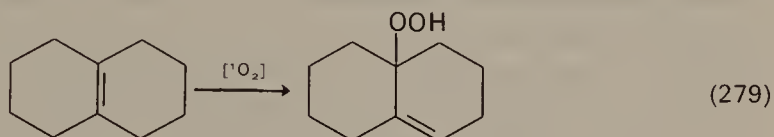
Singlet oxygen can be generated chemically or photochemically in different ways^{395,402}. Chemically it can be formed by the hypochlorite-hydrogen peroxide reaction⁴⁰³ and by the thermal decomposition of 9,10-diphenylanthracene peroxide (48)⁴⁰⁴ or a number of ozone-phosphite adducts. For example, the reaction of triphenyl phosphite with ozone at -78°C yields an adduct (49) which decomposes about -35°C to triphenyl phosphate and singlet oxygen⁴⁰⁵. The adduct of 4-ethyl-2,6,7-trioxa-1-phosphabicyclo[2.2.2]octane and ozone (50)⁴⁰⁶ is more stable than (49) and efficiently produces singlet oxygen at temperatures above 0°C . A recent report⁴⁰⁷ describes the preparation of an even more stable, water-soluble adduct from 1-phospha-2,8,9-trioxaadamantane and ozone (51), which



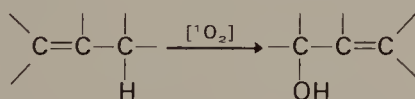
readily decomposes to the phosphate and singlet oxygen. A mechanism for the decomposition of phosphite ozonides to phosphate esters and singlet oxygen has been postulated⁴⁰⁸.

Singlet oxygen is more commonly generated by photoexcitation of ground state oxygen in a solution containing a photosensitizer such as one of the dyes rose bengal, eosin, methylene blue or a porphyrin derivative. A heterogeneous sensitizer (P -Rose Bengal) has recently been prepared by attaching rose bengal to a chloromethylated polystyrene support⁴⁰⁹. The use of this support greatly facilitates the work-up procedure as the sensitizer beads are simply removed by filtration of the reaction mixture through a sintered glass disk. The photosensitization mechanism involves initial conversion of ground state sensitizer to its singlet state followed by intersystem crossing to the triplet state. Energy transfer from the triplet state sensitizer to molecular oxygen then gives singlet oxygen³⁹⁵.

The reactions of singlet oxygen with alkenes are of three main types: (i) an 'ene' type reaction to form an allylic hydroperoxide (equation 279); (ii) a 1,2-cycloaddition to give a 1,2-dioxetane which cleaves to give two carbonyl groups (equation 280), and (iii) a 1,4-cycloaddition with a conjugated diene to yield a cyclic peroxide (equation 281). Each of these types of oxygenation reactions will be discussed in detail.

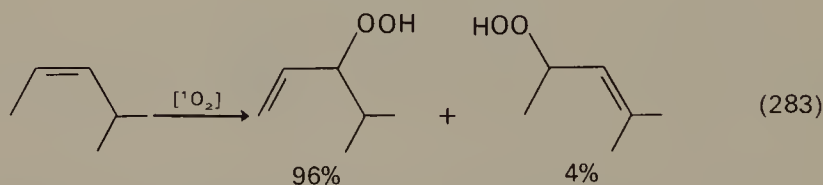
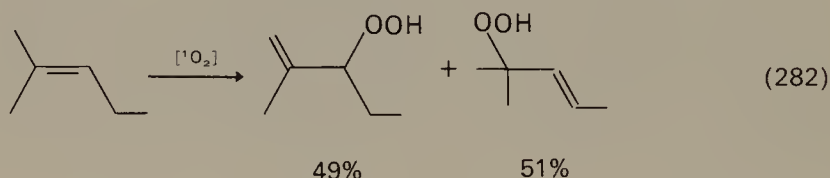


First, some of the pertinent experimental results concerning the reaction of singlet oxygen ($^1\text{O}_2$) with an alkene to yield an allylic hydroperoxide (equation 279) will be discussed and on the basis of these facts the mechanistic alternatives will be outlined. The overall reaction can be divided into three parts: (i) introduction of the oxygen molecule at one end of the double bond; (ii) shift of the double bond to the allylic position, and (iii) migration of the allylic hydrogen to the peroxy group. In contrast to autoxidation of alkenes⁴¹⁰, no free radicals appear to be involved in these



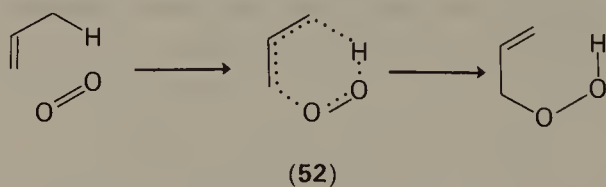
oxygenation reactions^{411,412}. Alkyl and other electron-donating groups attached to the double bond strongly activate the system while electron-withdrawing substituents such as carbonyl groups deactivate. For example, tetraalkyl-substituted olefins react 20–50-times faster than trisubstituted olefins while disubstituted olefins react even more slowly^{396,400}.

Cyclohexenes are less reactive than acyclic olefins with the same number of substituents. Equation (282) shows that there is no preference for tertiary over secondary hydroperoxides or for the formation of a more substituted double bond in the product. Equation (283) reveals that migration of the tertiary hydrogen from an isopropyl group to oxygen is an unfavourable process. The hydrogen atom that migrates is the one which is approximately perpendicular (quasi-axial in the case of cyclohexenes) to the original double bond, and further the hydroperoxide group becomes attached to the molecule on that side from which the hydrogen was removed⁴¹². Both the product distribution and the rate of reaction are very sensitive to steric and conformational effects^{396,400}. The solvent effects are similar to those reported for the 'ene reaction'⁴¹³. Finally the ease of abstraction of the hydrogen atom which becomes attached to the



peroxy group is not inherently related to whether it is primary, secondary or tertiary^{395,395,400}.

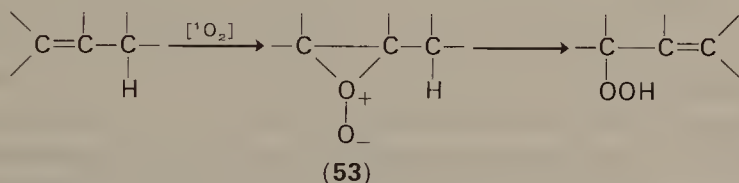
The mechanism which best fits all the experimental facts for the hydroperoxidation of olefins with singlet oxygen is a concerted mechanism proceeding through a six-centre transition state (52). It has been suggested



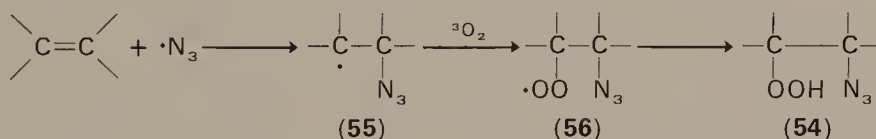
that the geometry of this cyclic transition state has more of the character of the starting olefin than of the final product⁴¹². This would explain why the thermodynamic stability of the rearranged double bond is not a major driving force in the oxygenation and why there is not a great preference for the abstraction of tertiary hydrogens relative to secondary or primary.

This is also consistent with the low primary deuterium isotope effects that have been found⁴¹².

However, a different mechanism for the hydroperoxidation reaction has also received support. It has been suggested that the reaction of olefin with singlet oxygen yields a perepoxide (**53**) which rearranges with a concurrent proton shift to yield the allylic hydroperoxide^{414,415}. In support of this mechanism, it was shown that when the oxygenation was conducted in the



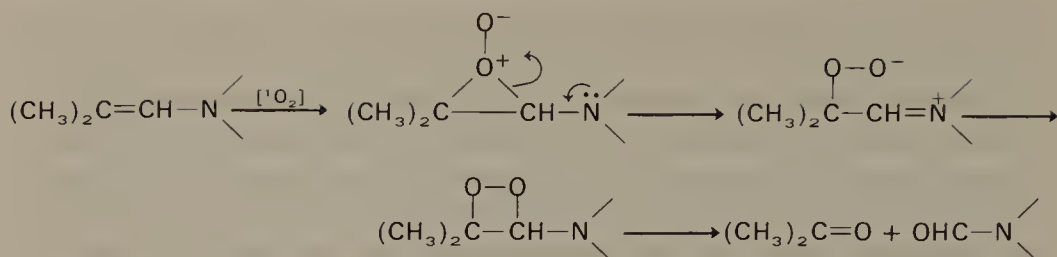
presence of azide ion a hydroperoxy azide (**54**) product was isolated. This is consistent only with a reaction path involving an intermediate such as **53** which is susceptible to attack by a suitable nucleophile⁴¹⁵. These conclusions have been questioned and instead it has been proposed that the hydroperoxy azide was formed by the reaction of olefin with azide radicals to give **55**, which adds triplet oxygen to give **56**, which then abstracts a hydrogen to give the product⁴¹⁶. In another investigation, a chiral centre was created at the allylic position by the incorporation of



one deuterium atom and this optically active olefin was reacted with singlet oxygen. The hydroperoxide products obtained were not consistent with the 'ene mechanism' but were consistent with the perepoxide mechanism⁴¹⁷.

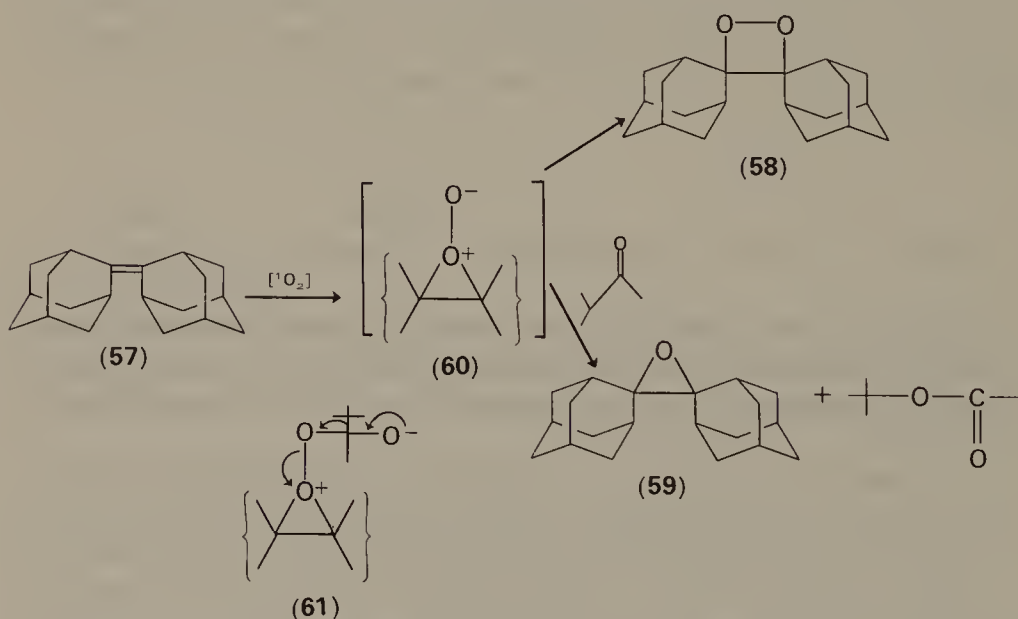
At present one would have to conclude that the body of knowledge supporting the 'ene mechanism' is rather substantial but obviously further research is required before the perepoxide mechanism can be discounted.

The second type of olefin-singlet oxygen reaction to be discussed is the 1,2-cycloaddition which results in the formation of a 1,2-dioxetane (equation 280). This type of intermediate was proposed to account for the fact that carbonyl compounds were formed upon reaction of singlet oxygen with olefins⁴¹⁸. They have also been considered as possible intermediates in the photooxidation of enamines, with the perepoxide being a precursor of the dioxetane⁴¹⁹. It was shown that dioxetanes of alkylsubstituted

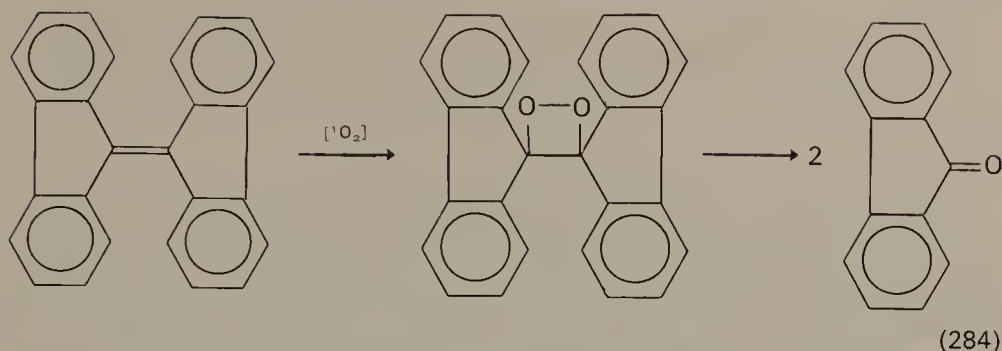


olefins synthesized by cyclization of halohydroperoxides, are relatively stable at room temperature and decompose thermally to yield only carbonyl fragments⁴²⁰.

Evidence for the inclusion of the perepoxide as an intermediate in these reactions has recently been presented⁴²¹. Photooxidation of adamantyldeneadamantane (**57**) yielded the stable, isolable 1,2-dioxetane (**58**). When the photooxidation was carried out in the presence of pinacolone the epoxide (**59**) as well as **58** was isolated. The authors suggest that perepoxide **60** is the logical precursor to both **58** and **59** with **59** being formed via **61** in a Baeyer–Villiger type reaction; however the possibility that **58** is formed directly from **57** cannot yet be excluded.



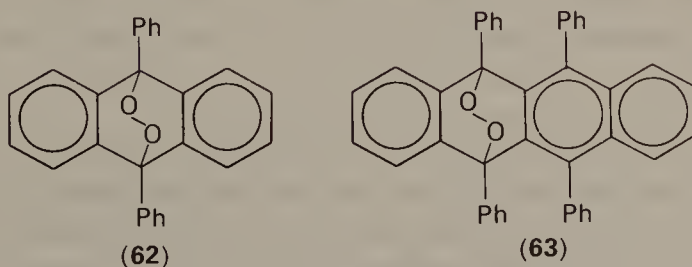
The formation of 1,2-dioxetanes upon reaction of olefins with singlet oxygen is favoured by electron-rich olefins such as vinyl ethers⁴²² (equation 280) or compounds such as 9,9'-bifluorenylidene⁴²³ (equation 284) in which no allylic hydrogens are available. Other systems which have



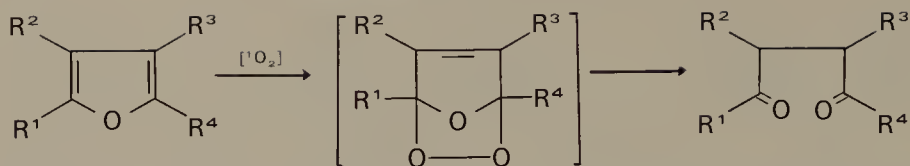
been reported to yield 1,2-dioxetane intermediates are dithioethylenes⁴²⁴, tetrathioethylenes^{424,425} and indenenes^{418,426} as well as the previously mentioned enamines. Finally, it has been shown that thermal decomposition of 1,2-dioxetanes results in the formation of an electronically-excited carbonyl compound which may either exhibit luminescence⁴²⁷ or transfer energy to an acceptor⁴²⁸. This lends support to the suggestion that one source of bioluminescence is the decomposition of these dioxetanes⁴²⁹.

The third and last type of olefin-singlet oxygen reaction to be discussed is the 1,4-cycloaddition of $^1\text{O}_2$ to a conjugated diene to yield a cyclic peroxide (equation 281). There is general agreement that this is a concerted addition with oxygen serving as a dienophile in a Diels-Alder type reaction. This reaction has been extensively reviewed^{395,400,401}.

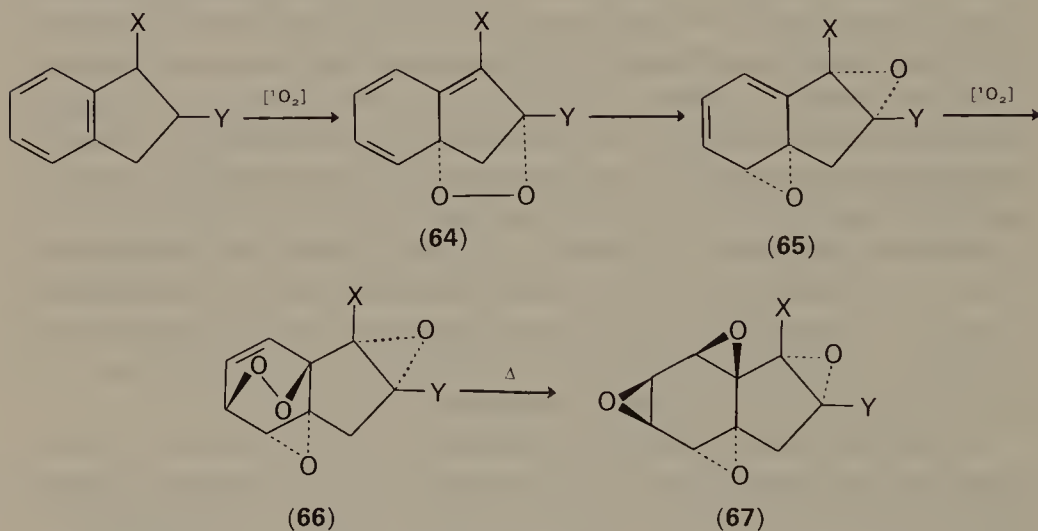
In addition to adding to the typical cyclic or acyclic conjugated dienes, singlet oxygen may also add in a 1,4-manner to reactive aromatic systems such as anthracenes³⁴⁰, oxazines⁴⁰⁴, furans⁴⁰¹, substituted thiophenes⁴³¹, and oxygenated aromatic systems⁴³². For example, 9,10-diphenylanthracene peroxide (**62**) and rubrene peroxide (**63**) may be prepared conveniently by photolysis of aerated carbon disulphide solutions of the appropriate aromatic compounds⁴³⁰. Both of these adducts yield singlet oxygen on thermal decomposition with **62** being the more satisfactory



source⁴⁰⁴. Furan and substituted furans react with $^1\text{O}_2$ to form ozonides which decompose to give dicarbonyl compounds⁴⁰¹.



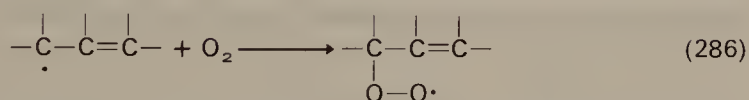
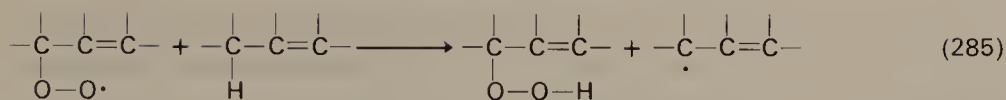
Photooxygenation of indene and certain substituted indenenes in acetone at -78°C is reported to yield initially the 1,4-adducts (**64**), which rearrange to the diepoxides (**65**). 1,4-Cycloaddition of a second molecule of singlet oxygen then gives adduct (**66**) which, upon warming, rearranges to the tetraepoxide (**67**, a benzene trioxide)⁴³³. Reaction of substituted fulvenes



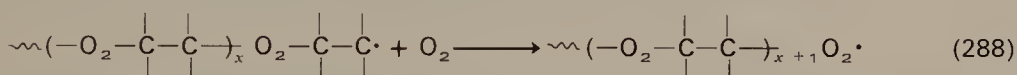

with singlet oxygen yields products which can best be rationalized by assuming an initial 1,4-cycloaddition to the cyclopentadiene moiety⁴³⁴.

b. *Ground-state molecular oxygen (autoxidation)*. Autoxidation of alkenes (and other hydrocarbons) is a controlled reaction of molecular oxygen (triplet state) with the substrate to yield a variety of organic oxidation products. The literature related to the autoxidation of alkenes has been extensively reviewed^{435–441}. The autoxidation of polymers containing olefinic linkages was discussed in a previous volume in this series⁴⁴².

The reactions of alkenes with triplet molecular oxygen have been shown to be free-radical chain reactions which are usually initiated by peroxides. Two general types of mechanisms may be distinguished for these reactions⁴³⁹. In the *abstraction* mechanism the initial products are isomeric allylic hydroperoxides which are formed as illustrated in the chain-carrying reactions (285) and (286). Polymerization is a competing reaction



in which 1:1 alternating polyperoxides are formed by the *addition*

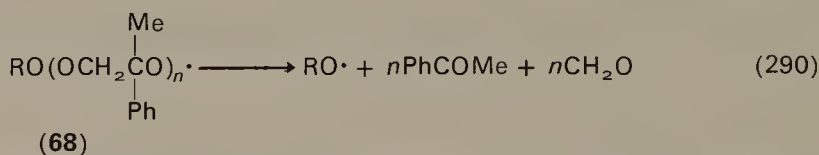
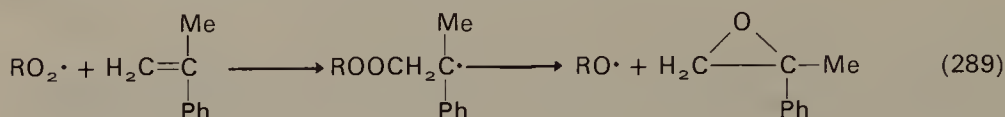


mechanism (equations 287 and 288). Compounds that react primarily by the abstraction mechanism are simple cyclic alkenes and acyclic alkenes containing tertiary allylic hydrogens while those that react by the addition mechanism include conjugated systems, 1-alkenes or alkenes with no allylic hydrogens or unreactive allylic hydrogens⁴⁴³⁻⁴⁴⁵. Of course, many alkenes give products that can be attributed to both mechanisms. The influence of other factors such as oxygen pressure^{439,440,446}, reaction temperature^{439,440,444,445,446}, solvent⁴⁴⁶, and concentration of the olefin in both the gas and liquid phases⁴⁴⁴ has also been examined.

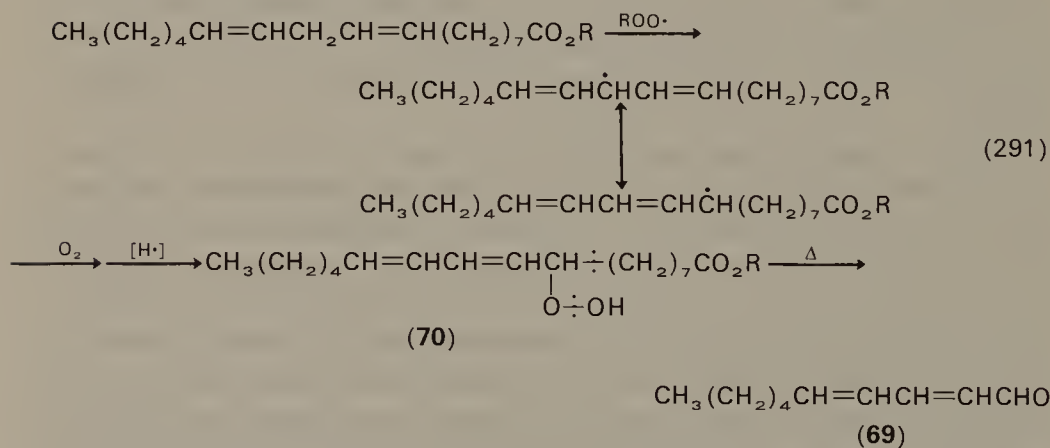
The abstraction mechanism results in the formation not only of allylic hydroperoxides but also of allylic alcohols, aldehydes, ketones and acids with the same number of carbon atoms⁴³⁹. Many of these compounds are secondary products formed as a result of decomposition of the initially formed hydroperoxides. Studies on the thermal decomposition of the hydroperoxides of 2-butene⁴⁴¹ and cyclopentene⁴⁴⁴ have been reported. In the latter case the major product of the decomposition was cyclopentenol.

The addition mechanism yields not only polyperoxides but also epoxides, aldehydes and ketones. For example, autoxidation of isobutylene yields acetone and isobutylene in addition to a high boiling residue, which is presumably composed of polyperoxides⁴⁴⁴. Similarly, in the autoxidation of α -methylstyrene at temperatures below 100 °C the principal product was the alternating polyperoxide (68) while at higher temperatures the principal products were α -methylstyrene oxide and acetophenone. Equations (289) and (290) indicate possible routes to the formation of the latter two products. In support of equation (290) it was found that (68) pyrolyses cleanly to acetophenone and formaldehyde at reduced pres-

sure⁴⁴⁵. The formation of epoxides in the autoxidation of alkenes has been discussed in several review articles^{447,448}. The epoxidation of conjugated dienones and diene esters at the γ, δ double bond by molecular oxygen has been reported and a free radical mechanism proposed⁴⁴⁹.



In the autoxidation of methyl oleate (methyl *cis*-9-octadecenoate) a hydrogen atom may be abstracted at either the 8- or 11-position to give two different resonance-stabilized allylic radicals. As a result, four different allylic hydroperoxides were formed⁴⁵⁰. It is believed that the double bonds in the hydroperoxides are predominantly *trans*⁴⁵¹ because the *trans*-allylic radical is thermodynamically more stable than the *cis*. Autoxidation of fats or oils containing linoleate (*cis, cis*-9,12-octadecadienoate) results in the formation of significant amounts of 2,4-decadienal (69) as well as other aldehydes. This dienal has an extremely potent odour and is thought to be responsible for the 'deep-fried' odour of foods cooked in fats or oils⁴⁵². The precursor of this aldehyde is the conjugated hydroperoxide (70), which in turn is formed from linoleate by autoxidation as illustrated in equation (291).



The 1,4-addition of singlet oxygen to a conjugated diene was discussed earlier. A recent report describes the Lewis-acid-catalysed oxygenation of

a number of steroidal dienes by triplet oxygen and several mechanistic alternatives are suggested⁴⁵⁴.

Finally, the commercial importance of drying oils should be mentioned as their behaviour on exposure to air is another example of autoxidation of alkenes. Linseed oil and tung oil are two drying oils which are important constituents of paints and varnishes. These oils have a high content of glycerides derived from acids which contain two or three double bonds (e.g., linoleic and linolenic acids). These glycerides upon reaction with oxygen undergo free-radical polymerization reactions to form tough organic films in the so-called 'drying' process.

5. Selenium dioxide

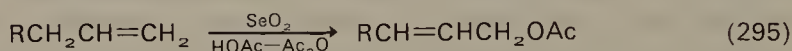
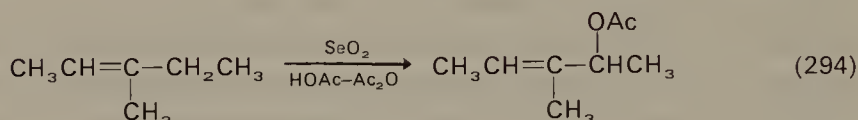
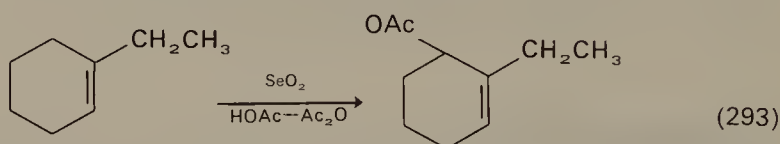
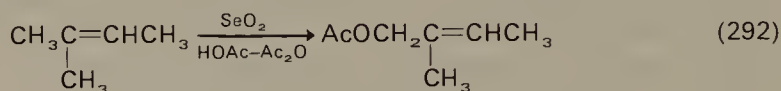
Selenium dioxide is another reagent that is effective as an allylic oxidizing agent. However it complements oxidants such as chromium trioxide or air in that it oxidizes at a different allylic position in an unsymmetrically-substituted olefin. If the olefin has no allylic hydrogens then the oxidant may cleave the double bond. A number of comprehensive reviews on selenium dioxide oxidations have been published^{455,456}.

Selenium dioxide exists as selenious acid, $(\text{HO})_2\text{SeO}$ in aqueous solutions and as the dialkylselenite ester in alcohol solutions. During the oxidation Se^{IV} is reduced to metallic selenium, an insoluble solid. The nature of the product is influenced by the solvent used for the oxidation as well as by the ratio of oxidant to olefin. In acetic acid or an acetic acid-acetic anhydride mixture allylic acetates are formed; in alcohol solvents ethers are formed, and in aqueous media conjugated carbonyl compounds predominate. In aqueous media, an initially-formed primary or secondary carbinol is susceptible to oxidation particularly if the oxidant-to-olefin ratio is high.

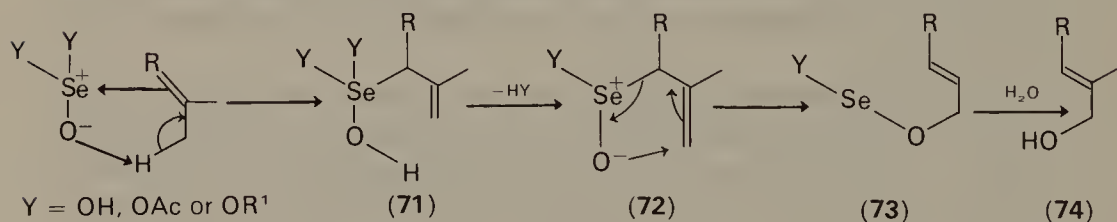
A selenium dioxide-hydrogen peroxide oxidant employing only a catalytic amount of SeO_2 has been used in the allylic oxidation of β -pinene⁴⁵⁷ and (+)-limonene⁴⁵⁸. The reagent minimizes the problem of removing selenium from the reaction mixture and in the former case an improved yield of the desired product was obtained. This oxidant is also capable of converting an olefin to the corresponding 1,2-diol⁴⁵⁹.

As a result of the systematic investigations of Guillemonat^{455,460}, the major product from SeO_2 oxidation of a particular olefin may be predicted by employing the following rules: (a) oxidation always occurs alpha to the most substituted end of the double bond (equation 292); (b) when the double bond is in a ring, oxidation occurs within the ring rather than in a

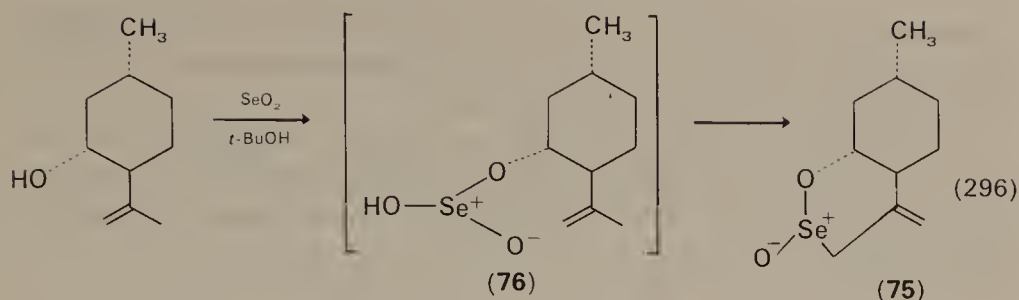
side chain (equation 293); (c) the preferred order of reactivity is $\text{CH}_2 > \text{CH}_3 > \text{CH}$, all other factors being equal (equation 294); (d) with a terminal olefin oxidation results in migration of the double bond and formation of a primary alcohol or its derivative (equation 295), and (e) if an allylic position is tertiary, a diene will generally be formed in preference to a tertiary alcohol.



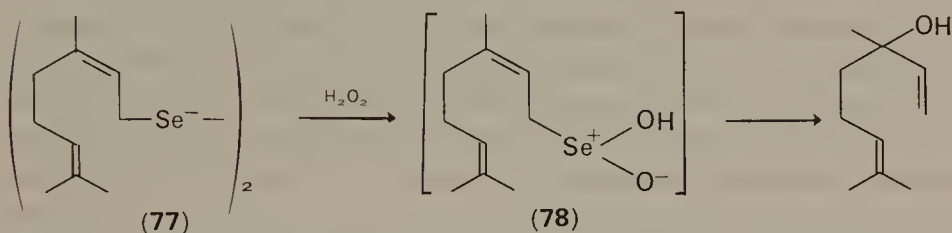
Sharpless and collaborators have provided convincing evidence for a proposed mechanism of the selenium dioxide oxidation of olefins^{461,462}. They propose that selenious acid (or a derivative) reacts with the olefin in an ene addition to give **71**, which upon dehydration (or its equivalent) gives an allylselenenic acid (**72**). A [2,3] sigmatropic rearrangement of **72** then yields the selenium(II) ester (**73**) which upon hydrolysis gives the allylic alcohol (**74**) or the corresponding aldehyde. In support of this mechanism the



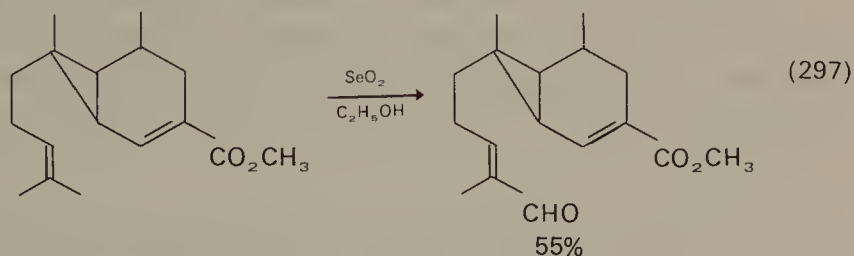
proposed allylseleninic acid has been trapped as a seleninolactone (**75**) using a suitable substrate for the oxidation (equation 296)⁴⁶². An intramolecular ene reaction of the selenious acid half-ester (**76**) with the double bond followed by dehydration would give the lactone (**75**). Evidence for the [2,3] sigmatropic rearrangement was provided by the finding that



oxidation of geranyl diselenide (**77**) gave linalool presumably via rearrangement of the intermediate geranylseleninic acid (**78**) followed by hydrolysis⁴⁶¹. The evidence presented appears convincing enough to replace the mechanistic schemes previously proposed^{463,464}.



Büchi and Wüest discovered that selenium dioxide oxidation of tri-substituted olefins gave only the (*E*)-alcohol⁴⁶⁵. The mechanism described adequately explains this specificity since sigmatropic rearrangement of **72** must lead stereoselectively to (*E*)-ester (**73**) which upon hydrolysis gives the (*E*)-alcohol (**74**). This selective oxidation has been used to effect a critical step in the synthesis of sirenin (equation 297)⁴⁰⁶.



III. OXIDATION OF C=N BONDS

A. Introduction

This section will be considerably shorter than that concerned with the oxidation of C=C bonds as the literature is not nearly as extensive. The

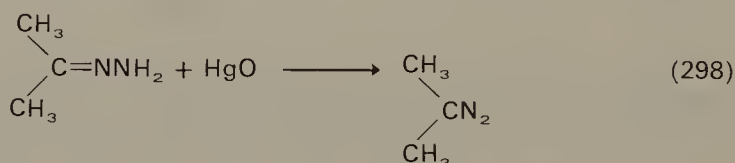
compounds to be included in this discussion are referred to as imines, azomethines or Schiff bases and have the general structure $RR'C=NR''$, which also includes oximes and hydrazones.

The oxidants to be discussed will be arranged in the same order as employed in the $C=C$ section but because of the differences in reactivity of $C=N$, some reagents will be omitted and a few additional ones will be mentioned.

B. Metal Ion Oxidants

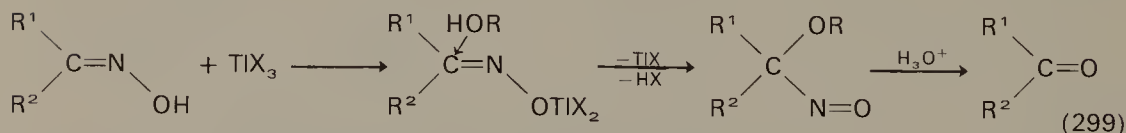
1. Non-transition metal oxidants

a. *Mercury(II)*. The only oxidation of $C=N$ with Hg^{II} is the oxidation of hydrazone to give diazo compounds. The oxidation of acetone hydrazone by mercuric oxide to give 2-diazopropane was first described by Staudinger and Gaule⁴⁶⁷. Later Applequist and Babad reported that they could not repeat the procedure⁴⁶⁸. However Day and coworkers have



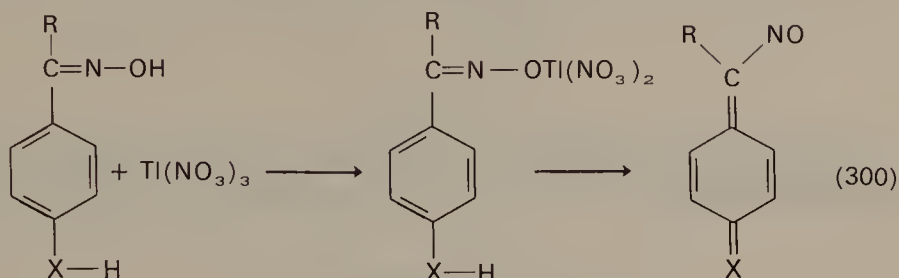
recently reported that the reaction proceeds only if bases such as potassium hydroxide are present⁴⁶⁹.

b. *Thallium(III)*. The oxidation of oximes, semicarbazones and phenylhydrazones has been reported by Taylor and coworkers^{470,471}. The oxidation of oximes provides a convenient conversion of this group to aldehydes or ketones⁴⁷¹. The proposed reaction scheme is as follows ($X = \text{ONO}_2$):



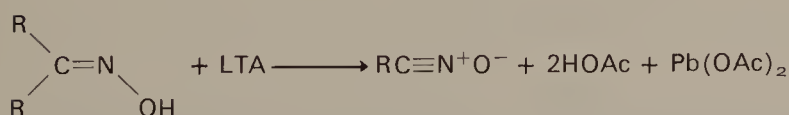
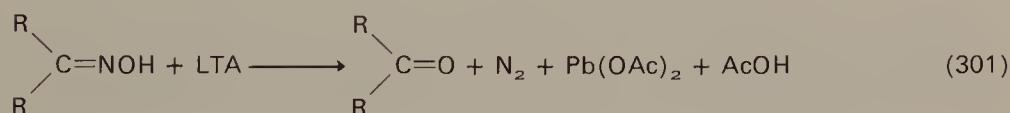
There is evidence that routes involving iminoxy radicals may be operative since this radical was detected by e.s.r. spectroscopy. The reaction does not proceed as rapidly with semicarbazones, is even slower with phenylhydrazone and does not occur at all with 2,4-dinitrophenylhydrazone derivatives. The procedure is unsuccessful when applied to

aromatic ketones or aldehydes with *ortho* or *para* OH or NH₂ groups. In this case quinone methides are formed (X = O, NH)⁴⁷⁰.

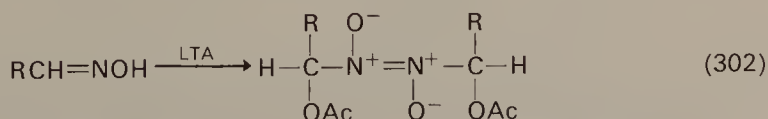


c. $\text{Pb}(\text{OAc})_4$ ⁴⁷²⁻⁴⁷⁵. By far the largest amount of literature on oxidation of C=N groups by metal ions concerns $\text{Pb}(\text{OAc})_4$. In this field only a few examples of the oxidation of each type of C=N group will be given. The reader is referred to a recent extensive review for more detailed treatment⁴⁷⁴.

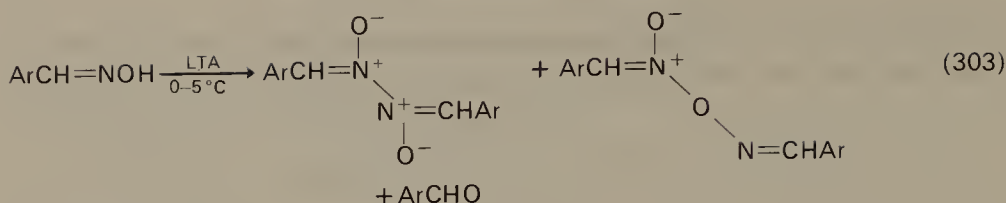
(i) Oximes. The products of the oxidation of oximes by LTA depend on a number of factors such as substrate structure, temperature, solvent, and ratio of substrate to LTA. At temperatures of about 70 °C, a large number of aldoximes and ketoximes give the parent carbonyl compound and nitrogen⁴⁷⁶. At -78 °C *syn*-aldoximes give nitrile oxides^{477,478}. At



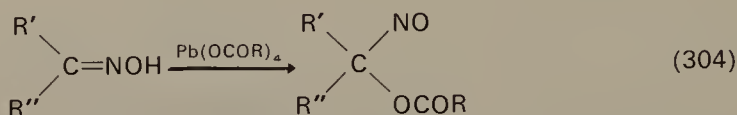
room temperature the main products from the oxidation of aliphatic *anti*- and *syn*-aldoximes are nitrosoacetate dimers⁴⁷⁸⁻⁴⁸⁰.



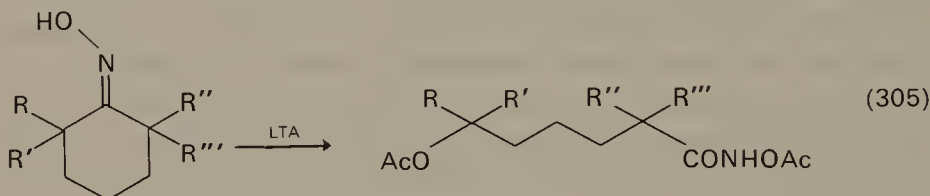
Oxidation of aromatic aldoximes with LTA at 0-5 °C give dimeric type compounds in about 50% yields along with the parent carbonyl compounds^{477,481,482}.



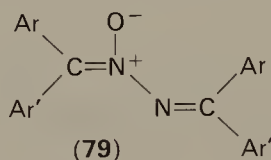
The Pb(OCOR)_4 oxidation of aliphatic and alicyclic ketoximes gives *gem*-nitrosoacetates^{479,480,483,484}. The oxidation of sterically hindered



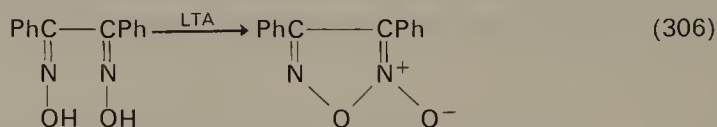
ketoximes results in C—C bond cleavage rather than nitrosoacetate formation. An example is the oxidation of 2,2,6,6-tetrasubstituted cyclohexanone oximes^{478,485}.



The oxidation of aromatic ketoximes gave products analogous to those obtained with aromatic aldoximes (equation 303; substitute Ar' for H) plus azine monoxides (79). Aromatic dioximes give a similar reaction

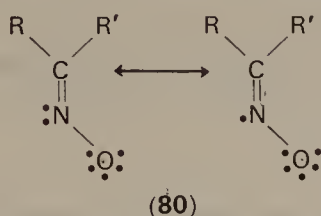


yielding furoxan products^{481,482,486}. In acetic acid, nitrogen oxide gases

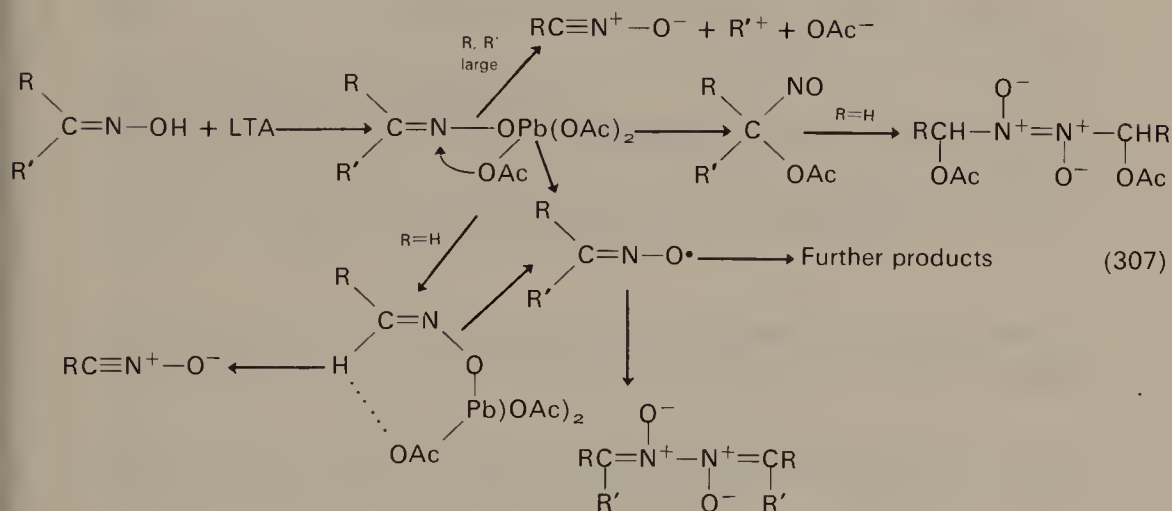


were evolved and a number of secondary products were formed⁴⁸².

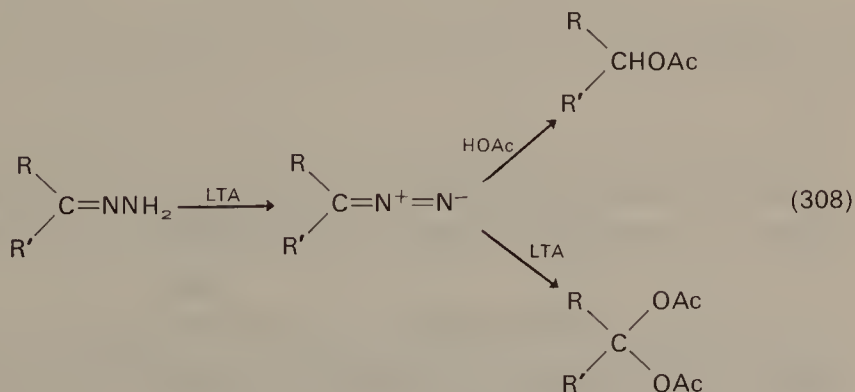
The mechanisms of these oxidations are very complicated and no doubt involve both two-electron and radical paths. The iminoxy radicals (80) have been detected by e.s.r. spectroscopy and are no doubt intermediates in some of the oxidations^{483,484}. A number of other radicals have also been



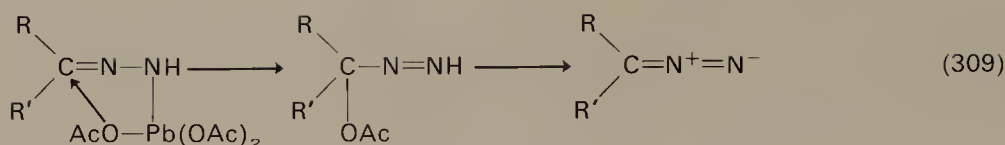
observed in these oxidations^{487–489}. A reasonably coherent mechanism for the oxidations is given by equation (307)⁴⁷⁴.



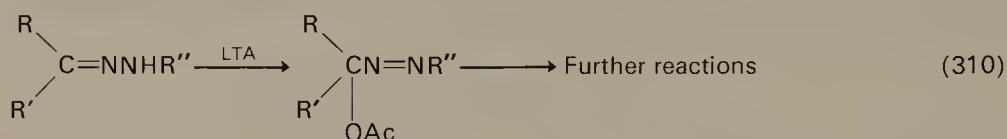
(ii) Hydrazones. LTA reacts with unsubstituted hydrazones to give a diazoalkane as initial intermediate which reacts either with acetic acid or more LTA^{490,491}. The diazoalkane was detected by trapping with



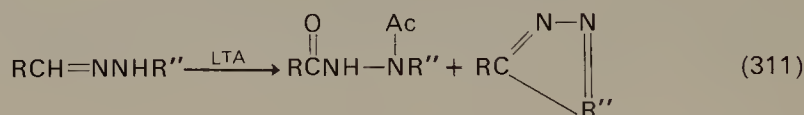
dimethyl acetylenedicarboxylate⁴⁹⁰. When R and R' are both CF₃^{492,493} or CN⁴⁹⁴ the diazo compounds are stable. A reasonable mechanism for formation of the diazoalkane is given by equation (309).



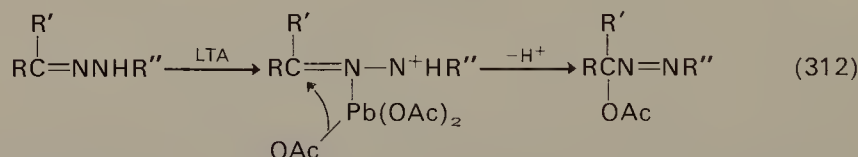
Monosubstituted ketohydrazone yields azoacetates as initial products while aldehyde hydrazones yield acylhydrazines or cyclization products



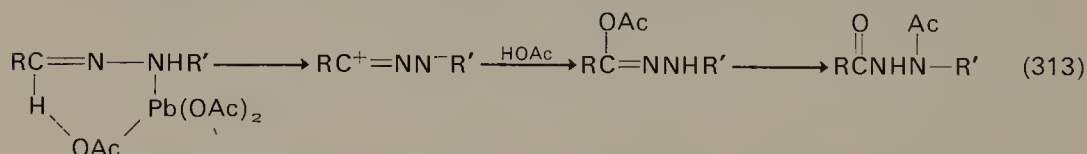
if R'' has a cyclization site. Apparently radical pathways are not involved



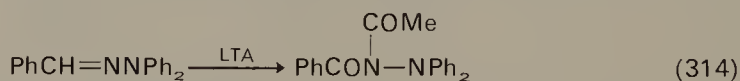
in these reactions. A reasonable path for oxidation of ketohydrazone is given by equation (312) while the aldehyde hydrazone path is given by



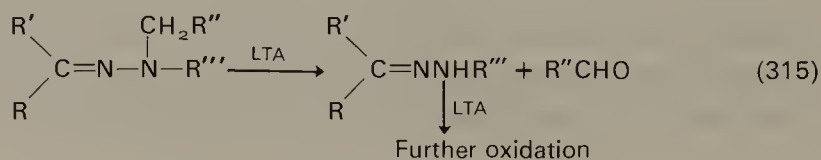
equation (313)⁴⁷⁴.



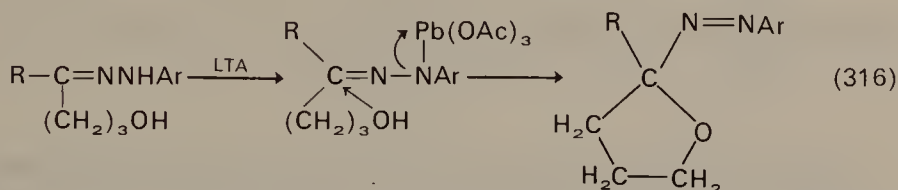
Disubstituted hydrazones react readily with LTA by several pathways, for example, benzaldehyde diphenylhydrazone gives diacylhydrazine⁴⁹⁵. *N*-Alkyl-*N*-arylhydrazones are first dealkylated by LTA followed by the



further oxidation of the monosubstituted hydrazone^{496,497}.

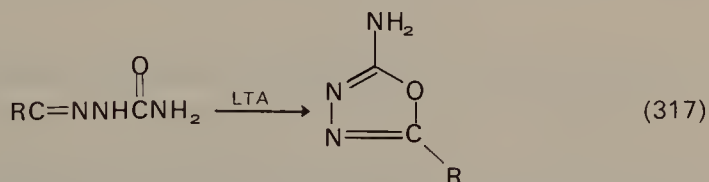


Cyclization in the oxidation of ketone hydrazones occurs when a suitable cyclization site on the ketone occurs at the fourth or fifth position from the methane carbon⁴⁹⁸. Such groups are carboxylate or hydroxyl as

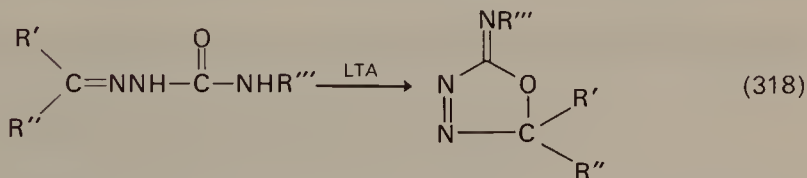


in the example in equation (316). In this case cyclization is usually the major product rather than the azoacetates found in the absence of a cyclization position (equation 310).

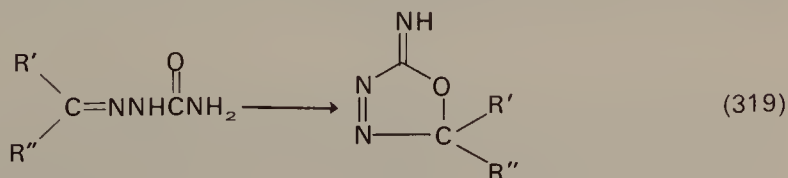
(iii) Semicarbazones⁴⁹⁹. The main products from oxidation of semicarbazones are cyclization products. Thus aldehyde semicarbazones are cyclized to 2-amino-1,3,4-oxadiazolines⁵⁰⁰⁻⁵⁰⁴ while substituted ketone



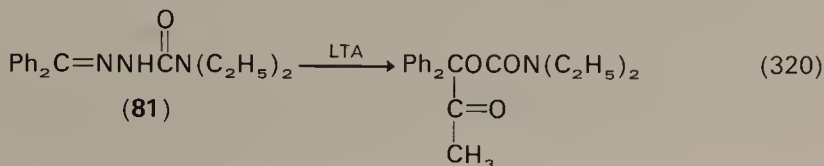
semicarbazones can be cyclized to oxadiazolines⁵⁰⁵. Recently it has been



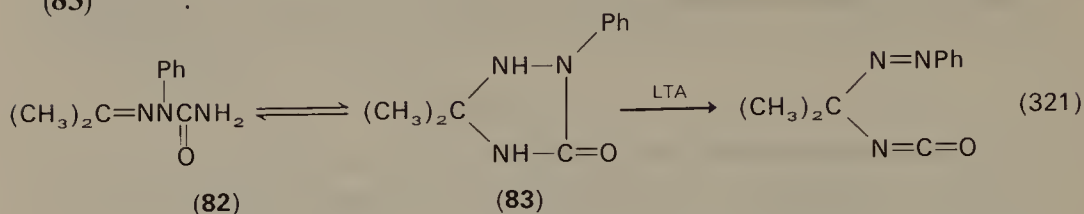
reported that unsubstituted ketone semicarbazones can be oxidized to 2-amino-4³-1,3,4-oxadiazolines⁵⁰⁶.



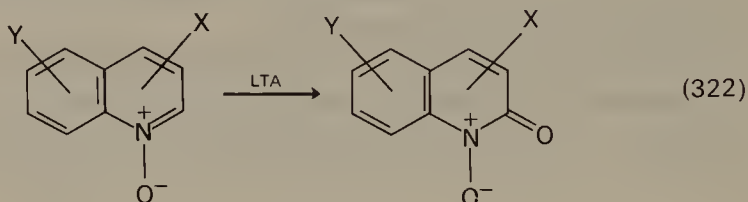
In some cases cyclization does not occur. Thus the 4,4-substituted semicarbazone, **81**, was not cyclized but instead it lost N₂ to give a carbamate⁵⁰⁷. Likewise the LTA oxidation of the 2-substituted semicarbazone,



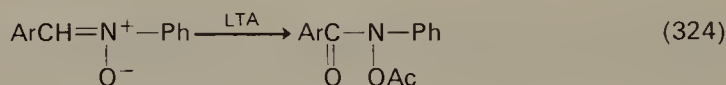
(82), yields an isocyanate, probably by way of the cyclic intermediate, (83)^{508,509}.



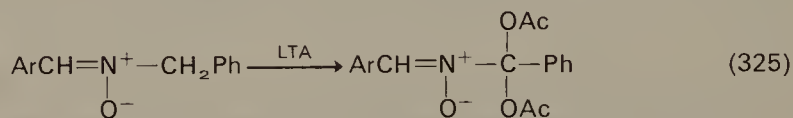
(iv) Nitrones. Relatively little work has been done on the LTA oxidation of this functional group. However, substituted quinoline *N*-oxides will give the corresponding *N*-acetoxy-carbostyryle⁵¹⁰⁻⁵¹².



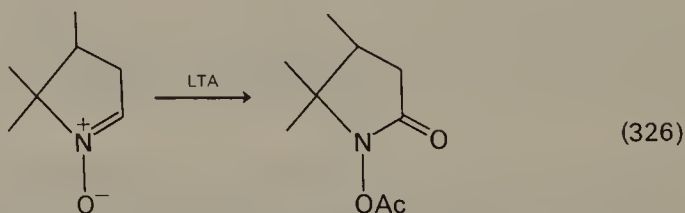
The oxidation of *N*-arylidene-*N*-phenyl *N*-oxides gave *N*-acetoxy-*N*-aroylaniline⁵¹³ while the corresponding *N*-benzyl derivative gave a



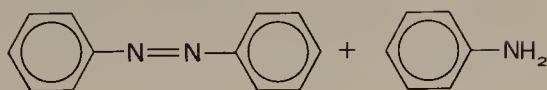
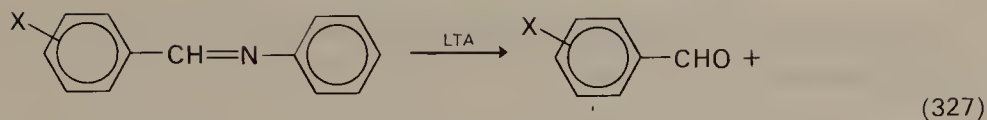
diacetate⁵¹⁴. The LTA oxidation of 4,5,5-trimethyl-1-pyrroline 1-oxide



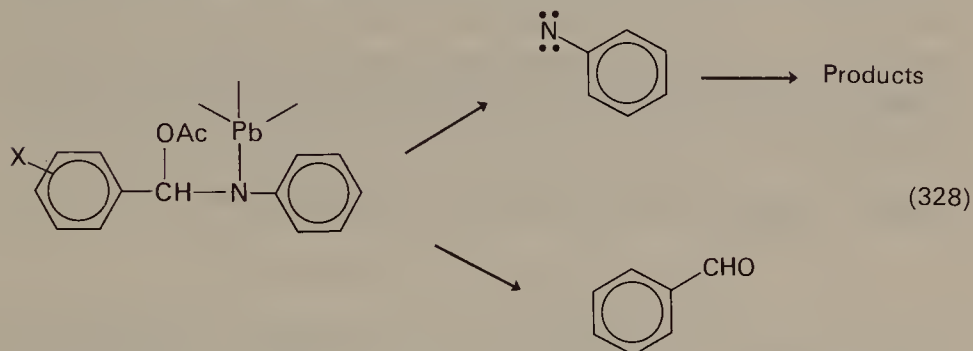
gave the 1-acetoxy-2-pyrrolidone⁵¹⁵.



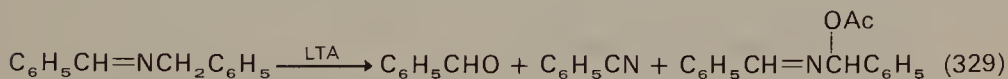
(v) Schiff bases. The oxidation of benzaldehyde anils has been reported to give azobenzenes, benzaldehydes and anilines⁵¹⁶. With *p*-methoxybenzaldehyde anil the reaction was faster while *p*-nitrobenzaldehyde anil did not react. The reaction is believed to occur by electrophilic attack of



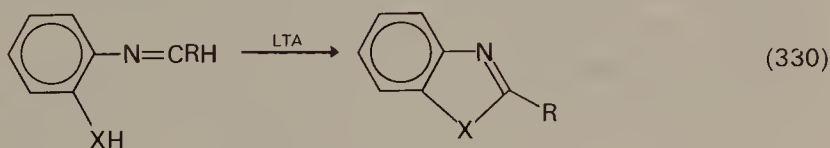
LTA on the anil to give an intermediate which decomposes to a nitrene.




The corresponding *N*-benzyl Schiff base gives somewhat different products⁵¹⁷ while Schiff bases with NH₂ or OH *ortho* substituents in the



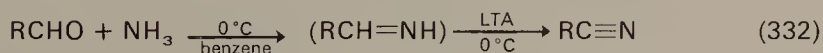
N-aryl ring give cyclization (X = NH or O)⁵¹⁸⁻⁵²⁰.



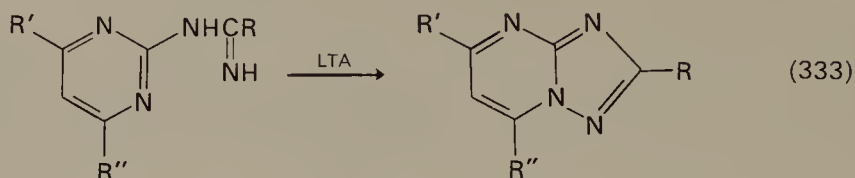
(vi) Imines. The oxidation of imines usually occurs as an intermediate step in the oxidation of primary amines, the first step being the oxidative dehydrogenation to imine. Nitriles are the final products⁴⁷⁴. The amines



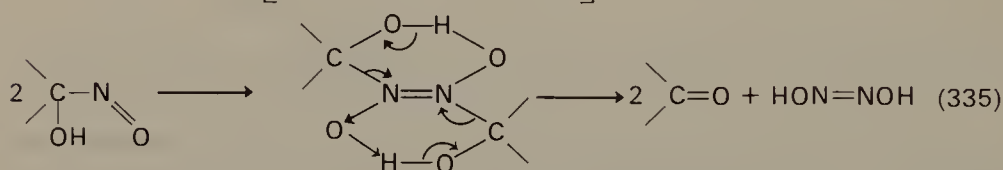
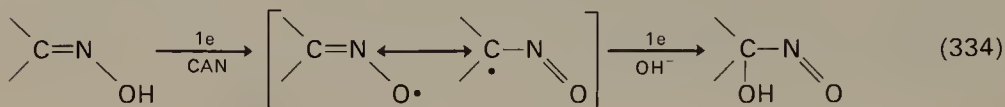
can also be prepared *in situ* by reaction of ammonia with the aldehydes^{521,522}.



Amidines undergo oxidative cyclization in the presence of LTA. An example is given in equation (333)⁵²³.

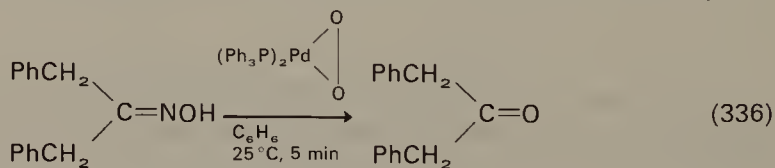


d. *Cerium(IV)*. Ceric ammonium nitrate (CAN) has been reported to oxidize oximes and semicarbazones to the parent carbonyl compound in good yield⁵²⁴. Semicarbazones in general are less readily oxidized than oximes. The suggested mechanism involves an iminoxy radical. These radicals have been detected by e.s.r. spectroscopy in the CAN oxidation of several oximes⁵²⁵.

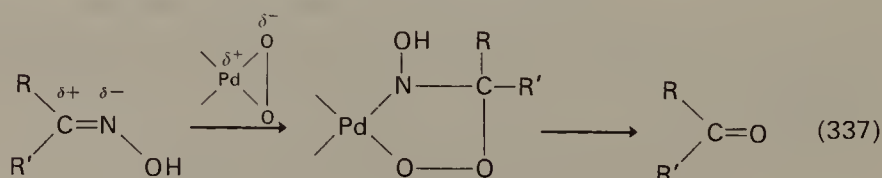


2. Transition metal oxidants

a. *Palladium(II)*. In view of the extensive olefin oxidation chemistry of Pd^{II} (see Section II.2.b) it is surprising there was almost no work done in oxidation of C=N bonds. The only study of which the writer is aware involves the oxidative conversion of ketoximes to the corresponding ketones under mild conditions by the dioxygen complex of palladium⁵²⁶. Thus dibenzyl ketoxime is converted to the ketone in 98% yield. A cyclo-

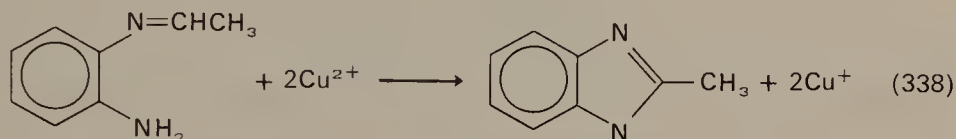


addition mechanism was proposed for the reaction.



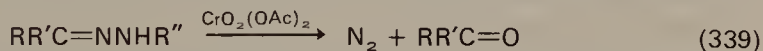
b. *Copper(II)*. There is a fairly extensive literature on Cu^{II} oxidation of nitrogen-containing compounds¹⁷² but little of it concerns oxidation of C=N functional groups.

One such oxidation involves the cyclization of acetaldehyde *o*-aminoanil to 2-methylbenzimidazole⁵²⁷. A free-radical route has been suggested for the reaction.

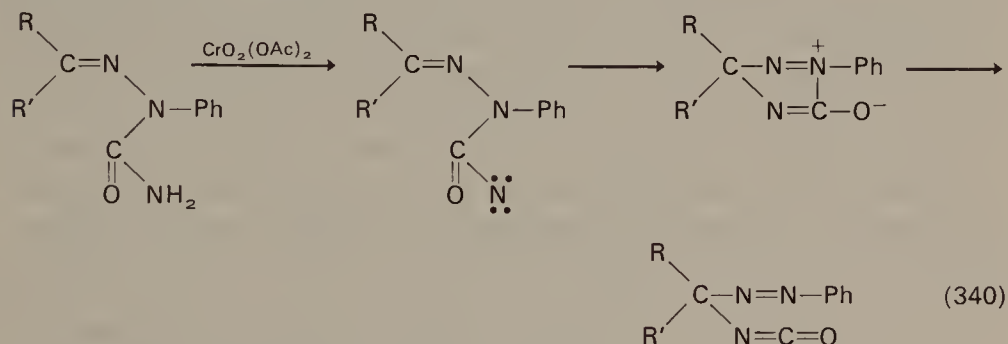


c. *Silver(I)*. Ag_2O has been used in place of HgO in the preparation of diazo compounds from hydrazones (equation 298)⁴⁶⁸.

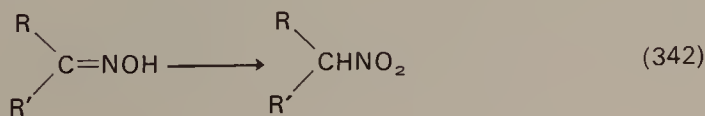
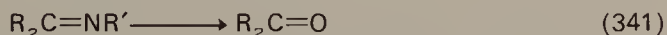
d. *Chromium(VI)*. Chromyl acetate has been reported to oxidize hydrazones to the parent carbonyl compounds⁵⁰⁹. When semicarbazones are




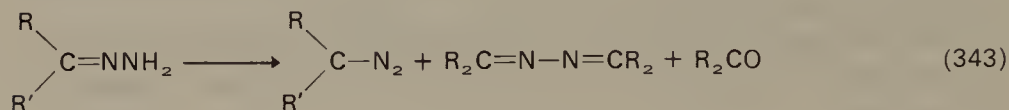
used an isocyanate derivative is formed. The proposed reaction path is as shown in equation (340).



e. *Manganese(IV)*⁵²⁸⁻⁵³⁰. MnO_2 has been used to a considerable extent in the oxidation of organic nitrogen compounds including C=N groups. Thus, anils are oxidized to ketones while oximes are oxidized to nitro compounds⁵³¹.



Ketohydrazones are oxidized to diazoalkanes, ketazines, and ketones⁵³²⁻⁵³⁸ (equation 343) while diketohydrazones give alkynes^{538,539}



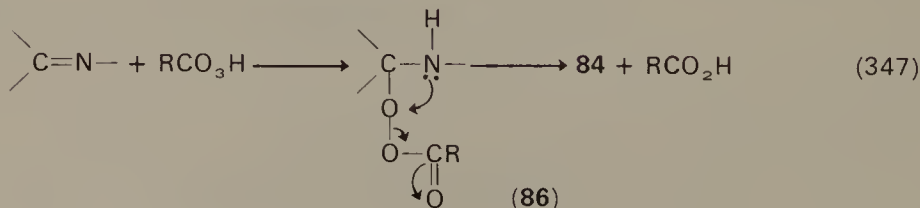
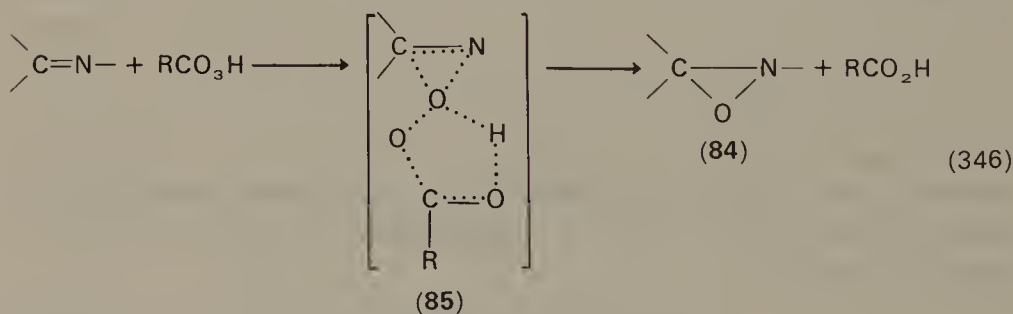
(equation 344). Finally azines are oxidized to ketones⁵⁴⁰ (equation 345).



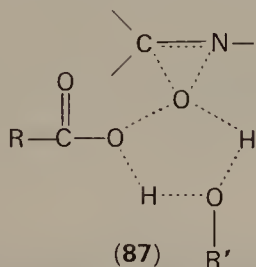
C. Non-metal Oxidants

1. Peroxyacid oxidants

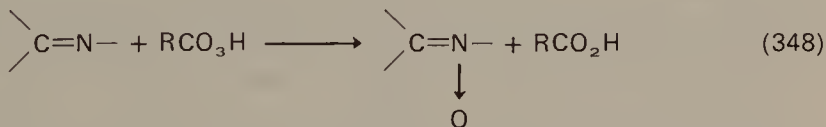
Emmons first discovered that the reaction of an imine with a peroxyacid gave in good yield an oxazirane (oxaziridine) (**84**)^{541,542}. The reaction was analogous to that between an olefin and a peracid to give an epoxide. It was suggested⁵⁴³ that the reaction was mechanistically related either to epoxidation of an olefin (i.e., a concerted electrophilic attack on the C=N via a cyclic transition state (**85**, equation 346)) or to the Baeyer-Villiger oxidation of ketones (i.e., a two-step mechanism proceeding through an intermediate such as **86**, equation 347). Later work agreed with the idea of a concerted mechanism but suggested that the inclusion



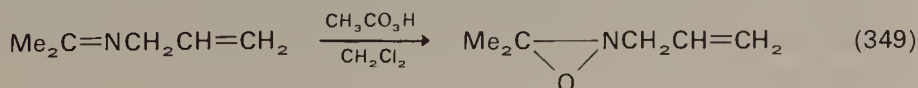
of a solvent molecule in the transition state (**87**) more adequately accounted for the kinetic data⁵⁴⁴. However the finding that the peroxyacid oxidation of aldimines was not stereospecific and led to a mixture of diastereomers was not consistent with this concerted mechanism⁵⁴⁵.



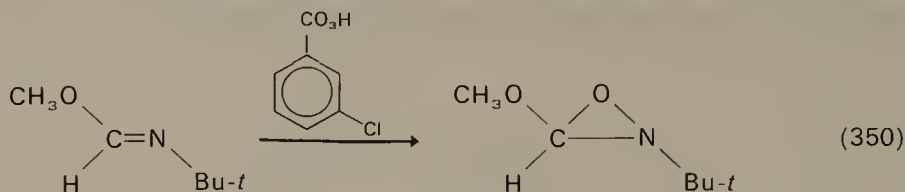
Recent investigations^{546,547} concluded that the formation of oxazirane was a two-step process (equation 347) with the acid-catalysed addition of peroxyacid to the imine to give **86** as the rate-determining step for acyclic imines, and with the internal nucleophilic reaction (S_Ni) of adduct **86** being rate determining for cyclic imines. It was also found that an epoxidation-type mechanism with nucleophilic attack by the lone-pair electrons of the nitrogen on the peroxyacid oxygen was possible and resulted in the formation of a nitron (equation 348)⁵⁴⁷. Nitron formation was favoured by electron-donating substituents on the imine and by aprotic solvents.



Early attempts to prepare 3-phenyloxaziranes from the reaction of the appropriate imine with peroxyacid were unsuccessful because of acid-catalysed decomposition of either the imine or the oxazirane⁵⁴². As mentioned earlier (Section II.B.1), the parent carboxylic acids are considerably more acidic than the corresponding peroxyacid. This decomposition problem was circumvented by the use of *m*-chloroperoxybenzoic acid in methylene chloride as the oxidizing solution⁵⁴⁸. The acid product, *m*-chlorobenzoic acid, is insoluble in the solvent and as a result the desired oxazirane may be prepared in good yield. Oxaziranes may be prepared selectively in the presence of carbon-carbon double bonds because of the greater ease of peroxyacid oxidation of the imine (equation 349)⁵⁴³. Optically active oxaziranes may be obtained by the reaction of



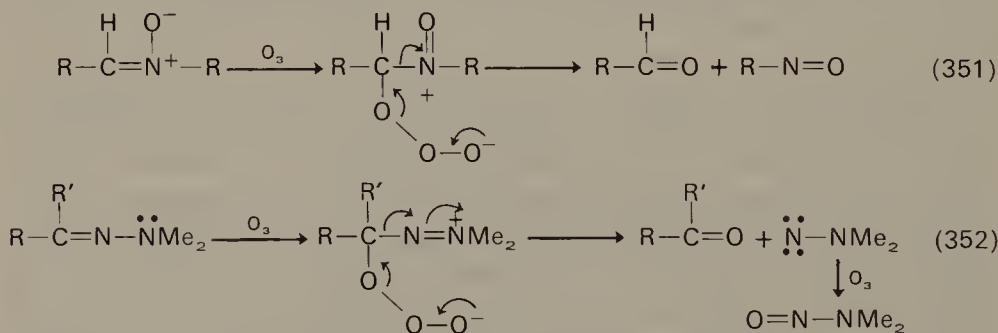
imines with an optically active peroxyacid such as percamphoric acid⁵⁴⁹. The peroxyacid oxidation of imino ethers to give alkoxyoxaziranes has also been reported (equation 350)⁵⁵⁰.



2. Ozone

The reactions of ozone with several classes of compounds containing a carbon–nitrogen double bond have been reported⁵⁵¹. The compounds studied include Schiff bases^{552,553}, azines^{554,555}, nitrones^{552,556}, hydrazones^{553,557} and oximes⁵⁵³. The products isolated from the ozonations are oxaziranes, amides and cleavage products such as carbonyl and nitroso compounds.

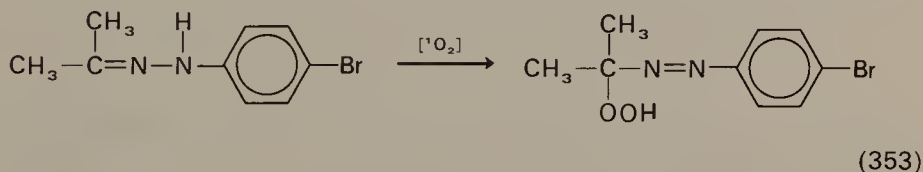
Early studies indicated that these reactions were initiated by nucleophilic attack of ozone on the carbon of the C=N group⁵⁵² but more recent kinetic investigations suggest that the attack is electrophilic⁵⁵³. For instance, the proposed mechanisms for ozonation of nitrones⁵⁵⁶ and hydrazones⁵⁵³ are outlined in equations (351) and (352), respectively. Schiff bases react only slowly with ozone and although oxaziranes and



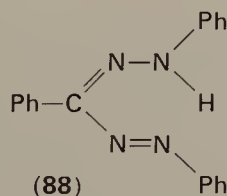
amides are probably primary products, kinetic studies are inconclusive and major cleavage products may be formed by secondary processes. It was generally believed that the carbon–carbon double bond was considerably more reactive than the carbon–nitrogen double bond in reactions with ozone⁵⁵⁵ but it has been shown that the C=N reactivity is dependent on the group attached to the nitrogen. For instance, *trans*-stilbene and acetophenone dimethyl hydrazone have equivalent rates of ozonation⁵⁵³.

3. Molecular oxygen

In Section II.B.4 the reaction of an olefin with singlet oxygen to yield an allylic hydroperoxide was discussed. The same type of reaction with a phenylhydrazone yields an azohydroperoxide (equation 353)⁵⁵⁸. This reaction is thought to proceed via the 'ene mechanism' as previously outlined for olefins except that in this instance the hydrogen atom is transferred from a nitrogen to give the hydroperoxy group. The oxidation of 1,3,5-triphenylformazan (88) with singlet oxygen has been reported



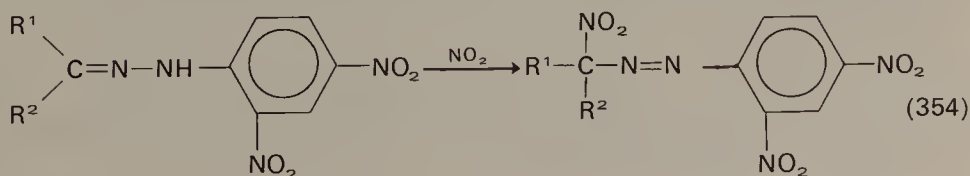
and an azohydroperoxide intermediate was proposed to account for the products formed⁵⁵⁹. The conversion of aldehyde diphenylhydrazones to

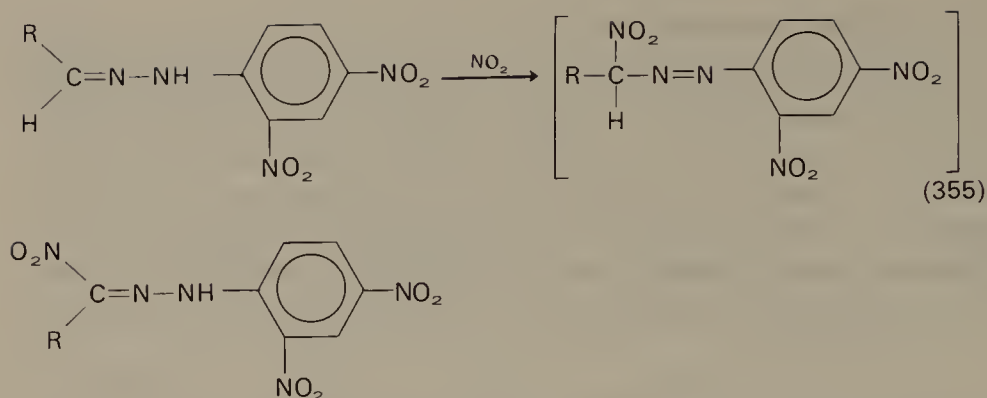


nitriles by photooxidation was reported but no mechanism was proposed for the reaction⁵⁶⁰. Ground state (triplet) oxygen is also capable of converting a phenylhydrazone to the corresponding azohydroperoxide⁵⁶¹ and the reaction is thought to proceed by a free-radical mechanism⁵⁶².

4. Nitrogen dioxide and nitrous acid

The oxidation of ketone and aldehyde 2,4-dinitrophenylhydrazones by nitrogen dioxide has been reported⁵⁶³. In the oxidation of the keto-hydrazones the nitro-substituted azo compounds (equation 354) are formed in good yields while in the case of the aldehydhydrazones the azo products rearrange spontaneously to the nitro-substituted hydrazones (equation 355). The mechanism for the oxidation involves an initial





addition of nitrogen dioxide to the carbon atom of the C=N followed by loss of a hydrogen atom from nitrogen to give the azo product. The mechanism is in accordance with the observed kinetic deuterium isotope effect. The oxidation of oximes with nitrogen dioxide has also been reported⁵⁶⁴.

The oxidation of oximes with nitrous acid is an effective procedure for the recovery of aldehydes or ketones from the parent oxime. This reaction has been examined using both ¹⁸O-enriched nitrous acid⁵⁶⁵ and ¹⁵N-nitrous acid⁵⁷⁶ and mechanisms have been proposed to account for the formation of N₂O, N₂ and NO as well as the carbonyl compound. It was noted that the relative proportions of the gaseous products varied considerably depending on the presence or absence of strong mineral acid⁵⁶⁶.

IV. REFERENCES

1. F. A. Cotton and G. Wilkinson, *Advanced Inorganic Chemistry*, 2nd ed., Interscience, New York, 1966, p. 435.
2. J. Chatt, *Chem. Rev.*, **48**, 1 (1951).
3. W. Kitching, *Organometal. Chem. Rev.*, **3**, 6 (1968).
4. J. Halpern and H. B. Tinker, *J. Amer. Chem. Soc.*, **89**, 6427 (1967).
5. D. J. Pasto and J. A. Gontarz, *J. Amer. Chem. Soc.*, **93**, 6902 (1971).
6. R. D. Bach and R. F. Richter, *J. Amer. Chem. Soc.*, **94**, 4747 (1972).
7. H. C. Brown and K.-T. Liu, *J. Amer. Chem. Soc.*, **93**, 7335 (1971).
8. G. H. Olah and P. R. Clifford, *J. Amer. Chem. Soc.*, **93**, 1261 (1971).
9. For a recent review of olefin oxidation by Hg^{II} see: H. Arzoumanian and J. Metzger, *Synthesis*, 527 (1971).

10. G. Deniges, *Bull. Soc. Chim. France* [3], **19**, 494 (1898).
11. G. Deniges, *C.R. Acad. Sci. Paris*, **126**, 1043 (1898).
12. F. E. Mertz and O. C. Dermer, *Proc. Oklahoma Acad. Sci.*, 134 (1949).
13. B. C. Fielding and H. L. Roberts, *J. Chem. Soc. A*, 1627 (1966).
14. J. C. Strini and J. Metzger, *Bull. Soc. Chim. France*, 3145 (1966).
15. J. C. Strini and J. Metzger, *Bull. Soc. Chim. France*, 3150 (1966).
16. Y. Saito and M. Matsuo, *J. Organometal. Chem.*, **10**, 524 (1967).
17. M. Matsuo and Y. Saito, *Bull. Chem. Soc. Japan*, **44**, 2889 (1971).
18. C. Perrin and F. H. Westheimer, *J. Amer. Chem. Soc.*, **85**, 2773 (1963).
19. P. M. Henry, *J. Amer. Chem. Soc.*, **87**, 990, 4423 (1965).
20. D. A. Shearer and G. F. Wright, *Can. J. Chem.*, **33**, 1002 (1955).
21. A. A. Morton and H. P. Penner, *J. Amer. Chem. Soc.*, **73**, 3300 (1955).
22. W. Treibs, *Naturwissenschaften*, **35**, 125 (1948).
23. W. Treibs and H. Bast, *Liebigs Ann. Chem.*, **561**, 165 (1949).
24. W. Treibs, G. Lucius, H. Kogler, and A. Breslauer, *Liebigs Ann. Chem.*, **581**, 59 (1953).
25. K. Wiberg and S. P. Nielsen, *J. Org. Chem.*, **29**, 3353 (1964).
26. S. Wolfe, P. G. Campbell, and G. E. Palmer, *Tetrahedron Lett.*, 4203 (1966).
27. Z. Rappoport, P. D. Sleezer, S. Winstein, and W. G. Young, *Tetrahedron Lett.*, 3719 (1965).
28. P. D. Sleezer, S. Winstein, and W. G. Young, *J. Amer. Chem. Soc.*, **85**, 1890 (1963).
29. Unpublished work of J. Metzger and H. Arzoumanian quoted in Reference 9.
30. H. B. Tinker, *J. Organometal. Chem.*, **32**, C25 (1971).
31. F. R. Jensen and R. J. Ouellette, *J. Amer. Chem. Soc.*, **83**, 4477 (1961).
32. F. R. Jensen and R. J. Ouellette, *J. Amer. Chem. Soc.*, **83**, 4478 (1961).
33. Z. Rappoport, L. K. Dyllal, S. Winstein, and W. G. Young, *Tetrahedron Lett.*, 3483 (1970).
34. M. Schonberg, R. Wirtz, and T. Guadflieg, *Ger. Patnt* 1,109,659 (to Farbwerke Hoechst A-G); *Chem. Abstr.*, **56**, 8690i (1962).
35. M. Fleischmann, D. Pletcher, and G. M. Race, *J. Electroanalyt. Chem.*, **23**, 369 (1969).
36. M. Fleischmann, D. Pletcher, and G. M. Race, *J. Chem. Soc. B*, 1746 (1970).
37. D. H. Ballard, A. J. Bloodworth, and R. J. Bunce, *Chem. Commun.*, 815 (1969).
38. A. J. Bloodworth and G. S. Byliva, *J. Chem. Soc. Perkin I*, 2433 (1972).
39. A. J. Bloodworth and R. J. Bunce, *J. Chem. Soc. Perkin I*, 2787 (1972).
40. K. Ichikawa, H. Ouchi, and S. Fukushima, *J. Org. Chem.*, **24**, 1129 (1959).
41. K. Ichikawa, O. Itoh, T. Kawamura, M. Fujiwara, and T. Ueno, *J. Org. Chem.*, **31**, 447 (1966).
42. R. J. Ouellette, in *Oxidation in Organic Chemistry* (Ed. K. B. Wiberg), Part B, Academic Press, New York, 1973, p. 135; a review of all Tl^{III} oxidations.
43. P. M. Henry, *Advan. Chem. Ser.*, **70**, 126 (1968); a review comparing oxidation of alkenes by Tl^{II} and Pd^{II} .
44. R. R. Grinstead, *J. Org. Chem.*, **26**, 238 (1961).
45. P. M. Henry, *J. Amer. Chem. Soc.*, **87**, 4423 (1965).
46. R. Criegee, *Angew. Chem.*, **70**, 173 (1958).
47. H. J. Kabbe, *Justus Liebigs Ann. Chem.*, **656**, 353 (1962).
48. K. C. Pande and S. Winstein, *Tetrahedron Lett.*, 3393 (1964).

49. W. Kruse and T. M. Bednarski, *J. Org. Chem.*, **36**, 1154 (1971).
50. P. M. Henry, *J. Amer. Chem. Soc.*, **88**, 1597 (1966).
51. J. G. Byrd and J. Halpern, *J. Amer. Chem. Soc.*, **95**, 2586 (1973).
52. P. M. Henry, *J. Org. Chem.*, **38**, 2415 (1973).
53. P. Abley, J. E. Byrd, and J. Halpern, *J. Amer. Chem. Soc.*, **95**, 2591 (1973).
54. C. Freppel, F. Favier, J.-C. Richer, and M. Zador, *Can. J. Chem.*, **49**, 2586 (1971).
55. C. B. Anderson and S. Winstein, *J. Org. Chem.*, **28**, 605 (1963).
56. A. McKillop, B. P. Swann, and E. C. Taylor, *Tetrahedron*, **26**, 4031 (1970).
57. A. McKillop, J. D. Hunt, F. Kienzle, E. Bigham, and E. C. Taylor, *J. Amer. Chem. Soc.*, **95**, 3635 (1973).
58. J. B. Lee and M. J. Price, *Tetrahedron*, **20**, 1017 (1964).
59. S. Winstein and R. M. Roberts, *J. Amer. Chem. Soc.*, **75**, 2297 (1953) and earlier papers.
60. R. J. Ouellette, G. Kordosky, C. Levin, and S. Williams, *J. Org. Chem.*, **34**, 4104 (1969).
61. L. Nadon, M. Tardat, M. Zador, and S. Fliszar, *Can. J. Chem.*, **51**, 2366 (1973).
62. A. McKillop, J. D. Hunt, E. C. Taylor, and R. Kienzle, *Tetrahedron Lett.*, **60**, 5275 (1970).
63. W. D. Ollis, K. L. Ormand, and I. O. Sutherland, *J. Chem. Soc. C*, 119 (1970).
64. W. D. Ollis, K. L. Ormand, B. T. Redmond, R. D. Roberts, and I. O. Sutherland, *J. Chem. Soc. C*, 125 (1970).
65. A. McKillop, B. P. Swann, M. E. Ford, and E. C. Taylor, *J. Amer. Chem. Soc.*, **95**, 3641 (1973).
66. S. Uemura, A. Tabata, and M. Okano, *Chem. Commun.*, 1630 (1970).
67. K. Ichikawa, S. Uemura, and T. Sugita, *Tetrahedron*, **22**, 407 (1966).
68. S. Uemura, O. Sasaki, and M. Okano, *Bull. Chem. Soc. Japan*, **45**, 1482 (1972).
69. P. M. Henry, *J. Amer. Chem. Soc.*, **87**, 990 (1965).
70. P. M. Henry, *J. Amer. Chem. Soc.*, **88**, 1597 (1966).
71. R. Favier and M. Zador, *Can. J. Chem.*, **48**, 2407 (1970).
72. R. Favier and M. Zador, *Can. J. Chem.*, **47**, 3539 (1969).
73. R. Favier, C. Freppel, J.-C. Richer, and M. Zador, *Can. J. Chem.*, **49**, 2590 (1971).
74. R. Criegee, in *New Methods of Preparative Organic Chemistry*, Vol. II (Ed. W. Foerst), Academic Press, New York, 1963, p. 368. A general review of $\text{Pb}(\text{OAc})_4$ oxidations.
75. R. Criegee, in *Oxidation in Organic Chemistry*, Part A (Ed. K. B. Wiberg), Academic Press, New York, 1973, p. 278. A general review of $\text{Pb}(\text{OAc})_4$ oxidations.
76. R. M. Moriarty, in *Selective Organic Transformations*, Vol. II (Ed. B. S. Thyagarajan), Wiley, New York, 1972, p. 183. A review of $\text{Pb}(\text{OAc})_4$ oxidation of olefins.
77. O. Dimroth, O. Friedemann, and H. Kämmerer, *Chem. Ber.*, **53**, 481 (1920).
78. R. Criegee, P. Dimroth, K. Noll, R. Sinonarck, and C. Weis, *Chem. Ber.*, **90**, 1070 (1957).
79. Y. Yukawa and M. Soki, *Bull. Chem. Soc. Japan*, **36**, 761 (1963).
80. R. Müller and H. Plieninger, *Chem. Ber.*, **92**, 3009 (1959).
81. E. Hahl, Dissertation, Technical University of Karlsruhe, Germany, 1958. (As quoted in ref. 75, p. 347.)

82. Y. Yukawa and N. Hayashi, *Bull. Chem. Soc. Japan*, **39**, 2255 (1966).
83. R. O. C. Norman and C. B. Thomas, *J. Chem. Soc. B*, 771 (1967).
84. R. O. C. Norman and C. B. Thomas, *J. Chem. Soc. B*, 994 (1968).
85. E. I. Heiba, R. M. Dessau, and W. J. Koehl, Jr., *J. Amer. Chem. Soc.*, **90**, 2706 (1968).
86. R. O. C. Norman and C. B. Thomas, *J. Chem. Soc. B*, 604 (1967).
87. E. Detilleux and J. Jadot, *Bull. Soc. Roy. Sci. Liege*, **24**, 366 (1955).
88. Ref. 81 (as quoted in ref. 75, p. 339).
89. Ref. 74, pp. 335–351.
90. Ref. 75, p. 341.
91. G. H. Whittam, *J. Chem. Soc.*, 2232 (1961).
92. Y. Matsubara, *J. Chem. Soc. Japan*, **78**, 907, 909 (1957).
93. M. Stefanronic, A., Jokic, Z. Maksimovic, Lj. Lorenc, and M. Lj. Mihailovic, *Helv. Chim. Acta*, **53**, 1895 (1970).
94. K. Alder, F. H. Flock, and M. Wirtz, *Chem. Ber.*, **91**, 609 (1958).
95. Unpublished results of R. M. Moriarty and H. Walsh, 1966 (as quoted in ref. 76).
96. O. Dimroth and W. Bockemüller, *Chem. Ber.*, **64**, 516 (1931).
97. J. Bornstein and M. R. Borden, *Chem. Ind. (London)*, 441 (1958).
98. A. Bowers, P. G. Holton, E. Denot, M. C. Loza, and R. Urquiza, *J. Amer. Chem. Soc.*, **84**, 1050 (1962).
99. J. Bornstein, M. R. Borden, F. Nunes, and H. I. Tarlin, *J. Amer. Chem. Soc.*, **85**, 1609 (1963).
100. J. Bornstein and L. Skarlos, *J. Amer. Chem. Soc.*, **90**, 5044 (1968).
101. D. D. Tanner and P. Van Bostelen, *J. Amer. Chem. Soc.*, **94**, 3187 (1972).
102. K. Ichikawa and S. Uemura, *J. Org. Chem.*, **32**, 493 (1967).
103. F. Tsuchiya, S. Suzuki, and T. Ikawa, *Kogyo Kakaku Zasshi*, **74**, 1807 (1971).
104. C. M. Langkammerer, E. L. Jenner, D. D. Coffman, and B. W. Houk, *J. Amer. Chem. Soc.*, **82**, 1395 (1960).
105. W. S. Trahanowsky and M. D. Robbins, *J. Amer. Chem. Soc.*, **93**, 5326 (1971).
106. E. I. Heiba and R. M. Dessau, *J. Amer. Chem. Soc.*, **93**, 524 (1971).
107. E. I. Heiba and R. M. Dessau, *J. Amer. Chem. Soc.*, **93**, 995 (1971).
108. W. C. Zeise, *Ann. Phys. Chem.* **9**(2), 632 (1827).
109. J. Chatt and L. A. Duncanson, *J. Chem. Soc.*, 2939 (1953).
110. M. J. S. Dewar, *Bull. Soc. Chim. France*, **18**, C79 (1951).
111. R. G. Pearson, *J. Amer. Chem. Soc.*, **85**, 353 (1963) *Science*, **151**, 172 (1966).
112. J. Smidt, W. Hafner, R. Jira, J. Sedlmeier, R. Sieber, R. Rüttinger, and H. Kojer, *Angew. Chem.*, **71**, 176 (1959).
113. P. M. Maitlis, *Organic Chemistry of Palladium*, Vols. I and II, Academic Press, New York, 1971.
114. P. M. Henry, *Adv. Organometal. Chem.*, **13**, 363 (1975).
115. R. Jira, J. Sedlmeier, and J. Smidt, *Ann. Chem.*, **693**, 99 (1966).
116. I. I. Moiseev, M. N. Vargaftik, and Ya K. Syrkin, *Dokl. Akad. Nauk. S.S.S.R.* **153**, 140 (1963).
117. I. I. Moiseev, *Amer. Chem. Soc. Div. Petrol. Chem. Prepr.*, **14**, B49 (1969).
118. P. M. Henry, *J. Amer. Chem. Soc.*, **86**, 3246 (1964).
119. H. Stangl and R. Jira, *Tetrahedron Lett.*, 3589 (1970).
120. W. Hafner, R. Jira, J. Sedlmeier, and J. Smidt, *Chem. Ber.*, **95**, 1575 (1962).
121. P. M. Henry, *J. Amer. Chem. Soc.*, **88**, 1595 (1966).

122. W. H. Clement and C. M. Selwitz, *J. Org. Chem.*, **29**, 2410 (1964).
123. G. T. Rodeheaver and D. F. Hunt, *Chem. Commun.*, 818 (1971).
124. R. Jira, *Tetrahedron Lett.*, 1225 (1971).
125. Reference 113, pages 93–105.
126. R. von Helden and G. Verberg, *Rec. Trav. Chem. Pays-Bas.*, **84**, 1263 (1965).
127. W. H. Clement and C. M. Selwitz, *Tetrahedron Lett.*, 1081 (1962).
128. R. G. Schultz and P. R. Rony, *J. Catal.*, **16**, 133 (1970).
129. P. M. Henry, *J. Org. Chem.*, **38**, 3596 (1973).
130. W. Kitching, Z. Rappoport, S. Winstein, and W. G. Young, *J. Amer. Chem. Soc.*, **88**, 2054 (1966).
131. D. Clark, P. Hayden, and R. D. Smith, *Discuss. Faraday Soc.*, **46**, 98 (1968).
132. R. Schultz and D. Gross, *Adv. Chem. Ser.*, **70**, 97 (1968).
133. T. Matsuda, T. Mitsuyasu, and Y. Nakamura, *Kogyo Kagaku Zasshi*, **72**, 1751 (1969).
134. J. E. McCaskie, *Ph.D. Thesis*, University of California, Los Angeles, 1971; *Diss. Abstr.*, **32**, 3858B (1971–72).
135. R. G. Brown and J. M. Davidson, *J. Chem. Soc. A*, 1321 (1971).
136. S. Wolfe and P. G. C. Campbell, *J. Amer. Chem. Soc.*, **93**, 1497 (1971).
137. P. M. Henry and G. A. Ward, *J. Amer. Chem. Soc.*, **93**, 1494 (1971).
138. S. Wolfe and P. G. C. Campbell, *J. Amer. Chem. Soc.*, **93**, 1499 (1971).
139. R. G. Brown and J. M. Davidson, *Amer. Chem. Soc. Meeting, Chicago, 1973*, *Abstr. INDE* 21.
140. P. M. Henry, *J. Org. Chem.*, **32**, 2575 (1967).
141. M. Tamura and T. Yasui, *Kogyo Kagaku Zasshi*, **72**, 575, 578, 581 (1969).
142. P. M. Henry, *J. Org. Chem.*, **38**, 1681 (1973).
143. P. M. Henry, *J. Org. Chem.*, **39**, 3871 (1974).
144. P. M. Henry, M. Davies, G. Ferguson, S. Phillips, and R. Restivo, *Chem. Commun.*, 112 (1974).
145. Reference 113, Vol. II, pp. 105–108.
146. I. I. Moiseev and M. N. Vargaftik, *Izv. Akad. Nauk S.S.S.R.* (English translation), 744 (1965).
147. D. F. Hunt and G. T. Rodeheaver, *Tetrahedron Lett.*, 3595 (1972).
148. S. Uemura, K. Zuchi and M. Okano, *Chem. Commun*, 234 (1972).
149. J. K. Stille, L. F. Hines, R. W. Fries, P. K. Wong, and D. James, *Amer. Chem. Soc. Meeting, Chicago, 1973*, *Abstr. INDE* 14.
150. D. M. Fenton and P. J. Steinwand, *J. Org. Chem.*, **37**, 2034 (1972).
151. R. F. Heck and P. M. Henry, *U.S. Patent*, 579, 568 (1971).
152. J. K. Stille, D. E. James, and L. F. Hines, *J. Amer. Chem. Soc.*, **95**, 5062 (1973).
153. Reference 113, Vol. II, Chapter 1.
154. R. F. Heck, *J. Amer. Chem. Soc.*, **91**, 6707 (1969).
155. R. F. Heck, *J. Amer. Chem. Soc.*, **90**, 5518 (1968) and following papers.
156. R. F. Heck, *J. Amer. Chem. Soc.*, **90**, 5538 (1968).
157. K. Graves, *J. Org. Chem.*, **35**, 3273 (1970).
158. I. Moritani, S. Danno, Y. Fujiware, and S. Teranishi, *Bull. Chem. Soc. Japan*, **44**, 578 (1971) and preceding papers.
159. T. Mizoroki, K. Mori, and A. Ozaki, *Bull. Chem. Soc. Japan*, **44**, 581 (1971).
160. R. F. Heck and J. P. Nolley, *J. Org. Chem.*, **37**, 2320 (1972).
161. R. F. Heck, private communication.
162. R. F. Heck, *J. Amer. Chem. Soc.*, **90**, 5535 (1968).

163. R. F. Heck, *Organometal. Chem. Syn.*, **1**, 455 (1972).
164. Reference 113, Vol. II, pp. 60–70.
165. R. Hüttel and M. Bechter, *Angew Chem.*, **71**, 456 (1959).
166. R. Hüttel, J. Kratzer, and M. Bechter, *Chem. Ber.*, **94**, 766 (1961).
167. Y. Kiso, M. Kumada, K. Tamao, and M. Ueno, *J. Organometal. Chem.*, **50**, 297 (1973).
168. R. F. Heck, *J. Organometal. Chem.*, **37**, 389 (1972).
169. B. R. James and G. L. Rempel, *Can. J. Chem.*, **46**, 571 (1968).
170. B. R. James and M. Kastner, *Can. J. Chem.*, **50**, 1698 (1972).
171. B. R. James and M. Kastner, *Can. J. Chem.*, **50**, 1708 (1972).
172. W. G. Nigh, in *Oxidation in Organic Chemistry*, Part B (Ed. W. L. Trahanovsky), Academic Press, New York, 1973, pp. 1–96. A recent review of all Cu^{II} oxidation chemistry.
173. R. D. Arganbright and W. F. Yates, *J. Org. Chem.*, **27**, 1205 (1962).
174. C. E. Castro, E. J. Gaughan, and D. C. Owsley, *J. Org. Chem.*, **30**, 587 (1965).
175. P. P. Nickolas and R. T. Carroll, *J. Org. Chem.*, **33**, 2345 (1968).
176. W. C. Baird and J. H. Surridge, *J. Org. Chem.*, **35**, 2090 (1970).
177. T. Koyano, *Bull. Chem. Soc. Japan*, **44**, 1158 (1971).
178. T. Koyano and O. Watanabe, *Bull. Chem. Soc. Japan*, **44**, 1378 (1971).
179. L. F. Fieser and M. Fieser, *Reagents for Organic Synthesis*, Wiley, New York, 1967, p. 759. A review.
180. F. D. Gunstone, in *Advances in Organic Chemistry*, Vol. I (Ed. R. A. Raphael, E. C. Taylor, and H. Wynberg), Interscience Publishers, New York, 1960, pp. 110–145. A review of hydroxylation methods.
181. G. Braun, *J. Amer. Chem. Soc.*, **51**, 228 (1929).
182. N. A. Milas, in *The Chemistry of Petroleum Hydrocarbons*, Vol. II (Ed. B. T. Brooks, G. E. Boord, S. S. Kurtz, Jr., and L. Schmerling), Reinhold, New York, 1955, Chap. 37.
183. C. J. Norton and R. E. White, *Adv. Chem. Series*, **51**, 10 (1965).
184. W. D. Lloyd, B. J. Navarette, and M. F. Shaw, *Synthesis*, 610 (1972).
185. J. W. Cook and R. Schoental, *J. Chem. Soc.*, 47 (1950).
186. R. Pappo, D. S. Allen, R. V. Lemieux, and W. S. Johnson, *J. Org. Chem.*, **21**, 478 (1956).
187. J. Perichov, S. Palous, and R. Buvet, *Bull. Chem. Soc. Chem. France*, 982 (1963).
188. J. F. Cairns and H. L. Robberts, *J. Chem. Soc. C*, 640 (1968).
189. R. Criegee, *Ann. Chem.*, **522**, 75 (1936).
190. W. Kruse, *Chem. Commun.*, 1610 (1968).
191. D. G. Lee and M. Van Den Engh, in *Oxidation in Organic Chemistry*, Part B (Ed. W. S. Trahanovsky), Academic Press, New York, 1973, pp. 186–192. A recent review.
192. L. M. Berkowitz and P. N. Rylander, *J. Amer. Chem. Soc.*, **80**, 6682 (1958).
193. S. Wolfe, S. K. Hasan, and J. R. Campbell, *Chem. Commun.*, 1420 (1970).
194. Y. Shalon and W. H. Elliott, *Syn. Commun.*, **3**, 287 (1973).
195. V. M. Parikh and J. K. N. Jones, *Can. J. Chem.*, **43**, 3452 (1965).
196. F. S. Martin, *J. Chem. Soc.*, 2682 (1952).
197. H. Nakato, *Tetrahedron*, **19**, 1959 (1963).
198. J. A. Caputo and R. Fuchs, *Tetrahedron Lett.*, 4729 (1967).
199. D. M. Fenton, *U.S. Patent*, 3,316,279 (1967).

200. D. M. Fenton, *U.S. Patent*, 3,393,225 (1968).
201. R. Steward, in *Oxidation in Organic Chemistry*, Part A (Ed. K. A. Wiberg), Academic Press, New York, 1965, pp. 41–47.
202. D. G. Lee and J. R. Brownridge, *J. Amer. Chem. Soc.*, **95**, 3033 (1973).
203. K. B. Wiberg, C. J. Deutsch, and J. Rocek, *J. Amer. Chem. Soc.*, **95**, 3034 (1973).
204. K. Wiberg and R. D. Geer, *J. Amer. Chem. Soc.*, **88**, 5827 (1966).
205. J. Böseken, *Rec. Trav. Chim. Pays-Bas.*, **40**, 533 (1921); **47**, 683 (1928).
206. K. B. Wiberg and K. A. Saegbarth, *J. Amer. Chem. Soc.*, **79**, 2822 (1957).
207. K. B. Sharpless, R. F. Lauer, O. Repič, A. Y. Teranishi, and D. R. Williams, *J. Amer. Chem. Soc.*, **93**, 3303 (1971).
208. W. P. Weber and J. P. Shepard, *Tetrahedron Lett.*, 4907 (1972).
209. A. W. Herriott and D. Picker, *Tetrahedron Lett.*, 1511 (1974).
210. D. J. Sam and H. G. Simmons, *J. Amer. Chem. Soc.*, **94**, 4024 (1972).
211. K. B. Wiberg, in *Oxidation in Organic Chemistry*, Part A (Ed. K. B. Wiberg), Academic Press, New York, 1965, pp. 125–142.
212. W. Bockemuller and R. Jansen, *Ann. Chem.*, **542**, 166 (1939).
213. J. Roček and J. C. Drozd, *J. Amer. Chem. Soc.*, **92**, 6668 (1970).
214. A. K. Awasthy and J. Roček, *J. Amer. Chem. Soc.*, **91**, 991 (1969).
215. P. Müller and J. Roček, *J. Amer. Chem. Soc.*, **96**, 2836 (1974).
216. W. A. Mosher, F. W. Steffgen, and P. T. Lansbury, *J. Org. Chem.*, **26**, 670 (1961).
217. K. B. Wiberg, B. Marshall, and G. Foster, *Tetrahedron Lett.*, 345 (1962).
218. R. A. Stairs, D. G. M. Diaper, and A. L. Gatzke, *Can. J. Chem.*, **41**, 1059 (1963).
219. K. Barry Sharpless and A. Y. Teranishi, *J. Org. Chem.*, **38**, 185 (1973).
220. F. Freeman, P. J. Cameron, and R. H. DuBois, *J. Org. Chem.*, **33**, 3970 (1968).
221. F. Freeman, P. D. McCart, and N. J. Yamachika, *J. Amer. Chem. Soc.*, **92**, 4621 (1970).
222. F. Freeman and N. J. Yamachika, *J. Amer. Chem. Soc.*, **94**, 1214 (1972).
223. F. Freeman and K. W. Arledge, *J. Org. Chem.*, **37**, 2656 (1972).
224. F. W. Bachelor and V. O. Cheriyan, *Tetrahedron Lett.*, 3291 (1973).
225. R. Hüttel, H. Reinheimer, and K. Nowak, *Chem. Ber.*, **101**, 376 (1968).
226. W. A. Waters and J. S. Littler, in *Oxidation in Organic Chemistry*, Part A (Ed. K. B. Wiberg), Academic Press, New York, 1965, pp. 235–237.
227. J. S. Littler, *Ph.D. Thesis*, University of Oxford, England, 1960 (as quoted in Reference 226).
228. C. E. H. Bawn and J. A. Sharp, *J. Chem. Soc.*, 1854, 1866 (1957).
229. J. R. Gilmore and J. M. Mellor, *J. Chem. Soc. C*, 2355 (1971).
230. L. Crombie, J. A. Ellis, R. Gould, G. Pattenden, M. Elliott, N. F. Janes, and K. A. Jeffs, *J. Chem. Soc. C*, 9 (1971).
231. E. I. Heiba and R. M. Dessau, *J. Amer. Chem. Soc.*, **94**, 2888 (1972).
232. R. Hiatt, in *Oxidation*, Vol. 2 (Ed. R. L. Augustine), Marcel Dekker, New York, 1971, Chap. 3. A recent review.
233. M. N. Sheng and J. G. Zajacek, *Advan. Chem. Ser.*, (76), 418 (1968).
234. H. Mimoun, I. Sere de Roch, and L. Sajus, *Tetrahedron*, **26**, 37 (1970).
235. K. B. Sharpless and R. C. Michaelson, *J. Amer. Chem. Soc.*, **95**, 6136 (1973).
236. S. Tanaka, H. Yamamoto, H. Nozaki, K. B. Sharpless, R. C. Michaelson, and J. D. Cutting, *J. Amer. Chem. Soc.*, **96**, 525 (1974).

237. M. N. Sheng and J. G. Zajacek, *J. Org. Chem.*, **35**, 1839 (1970).
238. G. A. Tolstikon, U. M. Dzhemilev, and V. P. Yur'en, *J. Org. Chem. S.S.S.R.*, **8**, 1190 (1971). (English translation, p. 1204, 1972.)
239. K. B. Sharpless, J. M. Townsend, and D. R. Williams, *J. Amer. Chem. Soc.*, **94**, 295 (1972).
240. G. R. Howe and R. R. Hiatt, *J. Org. Chem.*, **36**, 2493 (1971).
241. E. S. Gould, R. R. Hiatt, and K. C. Irwin, *J. Amer. Chem. Soc.*, **90**, 4573 (1968).
242. C. Su, J. W. Reed, and E. S. Gould, *Inorg. Chem.*, **12**, 337 (1973).
243. G. H. Hamilton, *J. Amer. Chem. Soc.*, **86**, 3391 (1964).
244. M. B. Deardon, C. R. E. Jefcoate, and J. R. L. Smith, *Adv. Chem. Ser.*, **77**, 260 (1968).
245. N. Uri, in *Autoxidation and Antioxidants*, Vol. I (Ed. W. O. Lindberg), Interscience, New York, 1962, p. 88.
246. D. R. Paulson, R. Ullman, and R. B. Sloane, *Chem. Commun.*, 186 (1974).
247. A. Fusi, R. Ugo, F. Fox, A. Pasini, and S. Canini, *J. Organometal. Chem.*, **26**, 417 (1971), and references cited therein.
248. J. P. Collman, M. Kubota, and J. Hosking, *J. Amer. Chem. Soc.*, **89**, 4809 (1967).
249. K. Takao, Y. Fujiwara, T. Imavaka, and S. Teranishi, *Bull. Chem. Soc. Japan*, **43**, 1153 (1970).
250. J. E. Lyons and J. O. Turner, *Tetrahedron Lett.*, 2903 (1972).
251. T. Takao, M. Wayaku, Y. Fujiwara, T. Imavaka, and S. Teranishi, *Bull. Chem. Soc. Japan*, **43**, 3898 (1970).
252. J. P. Collman, *Accounts Chem. Res.*, **1**, 136 (1968).
253. B. R. James and E. Ochiai, *Can. J. Chem.*, **49**, 975 (1971).
254. J. E. Lyons and J. O. Turner, *J. Org. Chem.*, **37**, 2881 (1972).
255. Reference 180, pp. 118–124.
256. J. Kleinberg, *Chem. Ber.*, **40**, 381 (1947).
257. C. Prévost, *C.R. Acad. Sci. Paris*, **196**, 1129 (1933); **197**, 166 (1933).
258. R. B. Woodward and F. V. Brutcher, *J. Amer. Chem. Soc.*, **80**, 209 (1958).
259. S. Winstein and R. E. Buckles, *J. Amer. Chem. Soc.*, **64**, 2780, 2787 (1942).
260. N. A. Prileschajew, *Chem. Ber.*, **42**, 4811 (1909).
261. D. Swern, *Chem. Rev.*, **45**, 1 (1949).
262. D. Swern, in *Organic Reactions*, Vol. 7 (Ed. R. Adam), John Wiley and Sons, New York, 1953, p. 378.
263. S. N. Lewis, in *Oxidation*, Vol. 1 (Ed. R. L. Augustine), M. Dekker, New York, 1969, p. 213.
264. D. I. Metelitsa, *Russ. Chem. Rev.*, **41**, 807 (1972).
265. H. O. House, *Modern Synthetic Reactions*, 2nd ed., W. A. Benjamin, Menlo Park, Calif., 1972, p. 296.
266. D. Swern, in *Organic Peroxides*, Vol. II (Ed. D. Swern), Wiley Interscience, New York, 1971, p. 355.
267. B. M. Lynch and K. H. Pausacker, *J. Chem. Soc.*, 1525 (1955).
268. P. D. Bartlett, *Rec. Chem. Prog.*, **11**, 47 (1950); J. B. Lee and B. C. Uff, *Quart. Rev.*, **21**, 429 (1967).
269. R. G. Pews, *J. Amer. Chem. Soc.*, **89**, 5605 (1967).
270. K. D. Bingham, G. D. Meakins, and G. H. Whitham, *Chem. Commun.*, 445 (1966).

271. H. Kwart and D. M. Hoffman, *J. Org. Chem.*, **31**, 419 (1966); H. Kwart, P. S. Starcher, and S. W. Tinsley, *Chem. Commun.*, 335 (1967).
272. A. Azman, B. Borstnik, and B. Plesničar, *J. Org. Chem.*, **34**, 971 (1969).
273. F. Asinger, B. Fell, G. Hadik, and G. Stefan, *Chem. Ber.*, **97**, 1568 (1964).
274. L. A. Paquette and J. H. Barrett, *Org. Syn.*, **49**, 62 (1969).
275. V. R. Valente and J. L. Wolfhagen, *J. Org. Chem.*, **31**, 2509 (1966).
276. M. Vilkas, *Bull. Soc. Chim. France*, 1401 (1959).
277. P. Renolen and J. Ugelstad, *J. Chim. Phys.*, **57**, 634 (1960).
278. N. N. Schwartz and J. N. Blumbergs, *J. Org. Chem.*, **29**, 1976 (1964).
279. R. Kavčič and B. Plesničar, *J. Org. Chem.*, **35**, 2033 (1970).
280. R. R. Sauers, H. M. How, and H. Feilich, *Tetrahedron*, **21**, 983 (1965).
281. H. B. Henbest, *Proc. Chem. Soc.*, 159 (1963).
282. A. J. Everett and G. S. Minkoff, *Trans. Faraday Soc.*, **49**, 410 (1953).
283. Aldrich Chemical Co. A detailed data sheet is also available from these suppliers.
284. N. Kawabe, K. Okada, and M. Ohno, *J. Org. Chem.*, **37**, 4210 (1972).
285. J. M. Bachhawat and N. K. Mathur, *Tetrahedron Lett.*, 691 (1971).
286. G. B. Payne, *Tetrahedron*, **18**, 763 (1962).
287. Y. Ogata and Y. Sawaki, *Tetrahedron*, **20**, 2065 (1964).
288. R. G. Carlson, N. S. Behn, and C. Cowles, *J. Org. Chem.*, **36**, 3832 (1971).
289. G. B. Payne, P. H. Deming, and P. H. Williams, *J. Org. Chem.*, **26**, 659 (1961).
290. R. J. Ferrier and N. Prasad, *J. Chem. Soc. C*, 575 (1969).
291. A. Roebuck and H. Adkins, *Org. Syn. Coll.*, **III**, 217 (1955).
292. D. J. Reif and H. O. House, *Org. Syn. Coll.*, **IV**, 860 (1963).
293. W. D. Emmons and A. S. Pagano, *J. Amer. Chem. Soc.*, **77**, 89 (1955).
294. R. E. Parker and N. S. Isaacs, *Chem. Rev.*, **59**, 737 (1959).
295. H. Hart and L. R. Lerner, *J. Org. Chem.*, **32**, 2669 (1967).
296. H. Hart, *Acc. Chem. Res.*, **4**, 337 (1971).
297. C. L. Stevens and S. J. Dykstra, *J. Amer. Chem. Soc.*, **75**, 5975 (1953).
298. K. L. Williamson and W. S. Johnson, *J. Org. Chem.*, **26**, 4563 (1961).
299. I. J. Borowitz, G. J. Williams, L. Gross, and R. Rapp, *J. Org. Chem.*, **33**, 2013 (1968); I. J. Borowitz, V. Bandurco, M. Heyman, R. D. G. Rigby, and S.-N. Veng, *J. Org. Chem.*, **38**, 1234 (1973).
300. J. K. Crandall and W. H. Machleder, *J. Amer. Chem. Soc.*, **90**, 7347 (1968).
301. R. L. Camp and F. D. Greene, *J. Amer. Chem. Soc.*, **90**, 7349 (1968).
302. J. K. Crandall, W. H. Machleder, and S. A. Sojka, *J. Org. Chem.*, **38**, 1149 (1973); J. K. Crandall, W. W. Conover, J. B. Komin, and W. H. Machleder, *J. Org. Chem.*, **39**, 1723 (1974).
303. R. M. Bowman, J. F. Collins, and M. F. Grundon, *Chem. Commun.*, 1131 (1967).
304. F. Montanari, I. Moretti, and G. Torre, *Chem. Commun.*, 135 (1969).
305. D. Pasto and C. C. Cumbo, *J. Org. Chem.*, **30**, 1271 (1965).
306. Y. Kishi, M. Aratani, H. Tanino, T. Fukuyama, and T. Goto, *Chem. Commun.*, 64 (1972).
307. W. K. Anderson and T. Veysoglu, *J. Org. Chem.*, **38**, 2267 (1973).
308. C. A. Bunton and G. J. Minkoff, *J. Chem. Soc.*, 665 (1949).
309. R. L. Wasson and H. O. House, *Org. Syn., Coll.*, **IV**, 552 (1963).
310. G. B. Payne and P. H. Williams, *J. Org. Chem.*, **26**, 651 (1961).
311. N. C. Yang and R. A. Finnegan, *J. Amer. Chem. Soc.*, **80**, 5845 (1958).

- 312. G. B. Payne, *J. Org. Chem.*, **25**, 275 (1960).
- 313. P. F. Wolf and R. K. Barnes, *J. Org. Chem.*, **34**, 3441 (1969).
- 314. K. R. Darnall and J. N. Pitts, Jr., *Chem. Commun.*, 1305 (1970).
- 315. E. P. Oliveto and C. Gerold, *Org. Syn., Coll.*, **IV**, 104 (1963).
- 316. C. O. Guss and R. Rosenthal, *J. Amer. Chem. Soc.*, **77**, 2549 (1955).
- 317. A. E. Osterberg, *Org. Syn., Coll.*, **I**, 185 (1944).
- 318. H. B. Donahoe and C. A. Vanderwerf, *Org. Syn., Coll.*, **IV**, 157 (1963).
- 319. G. H. Coleman and H. F. Johnstone, *Org. Syn. Coll.*, **I**, 158 (1944); J. C. Richer and C. Freppel, *Tetrahedron Lett.*, 4411 (1969).
- 320. C. E. Wilson and H. J. Lucas, *J. Amer. Chem. Soc.*, **58**, 2396 (1936).
- 321. J. W. Cornforth and D. T. Green, *J. Chem. Soc. C*, 846 (1970).
- 322. E. E. van Tamelen and K. B. Sharpless, *Tetrahedron Lett.*, 2655 (1967); E. E. van Tamelen, *Accts. Chem. Res.*, **1**, 111 (1968).
- 323. J. P. Bianchini and M. Cocordano, *Tetrahedron*, **26**, 3401 (1970).
- 324. S. Winstein and R. B. Henderson, *J. Amer. Chem. Soc.*, **65**, 2196 (1943).
- 325. L. R. Anderson, D. E. Young, D. E. Gould, R. Juurik-Hogan, D. Nuechterlein, and W. B. Fox, *J. Org. Chem.*, **35**, 3730 (1970).
- 326. P. B. D. de la Mare, M. A. Wilson, and M. J. Rosser, *J. Chem. Soc. Perkin II*, 1480 (1973).
- 327. E. E. van Tamelen and M. Shama, *J. Amer. Chem. Soc.*, **76**, 2315 (1954).
- 328. G. Berti, *Tetrahedron*, **4**, 393 (1958).
- 329. H. O. House, R. G. Carlson, and H. Babad, *J. Org. Chem.*, **28**, 3359 (1963).
- 330. J. Klein, *J. Amer. Chem. Soc.*, **81**, 3611 (1959).
- 331. L. do Amaral and S. C. Melo, *J. Org. Chem.*, **38**, 800 (1973).
- 332. M. Moura Campos, *Chem. Ber.*, **93**, 1075 (1960).
- 333. E. J. Corey, N. M. Weinshenker, T. K. Schaaf, and W. Huber, *J. Amer. Chem. Soc.*, **91**, 5675 (1969).
- 334. L. Long, Jr., *Chem. Rev.*, **27**, 437 (1940).
- 335. P. S. Bailey, *Chem. Rev.*, **58**, 925 (1958).
- 336. A. T. Menyailo and M. V. Pospelov, *Russ. Chem. Rev.*, **36**, 284 (1967).
- 337. J. S. Belew, in *Oxidation*, Vol. 1 (Ed. R. L. Augustine), M. Dekker, 1969, p. 259.
- 338. R. W. Murray, in *Techniques and Methods of Organic and Organometallic Chemistry*, Vol. I (Ed. D. B. Denney), M. Dekker, 1969, p. 1.
- 339. *Advan. Chem. Ser.*, **112**, Amer. Chem. Soc., 1972, several chapters.
- 340. Welsbach Corporation, Philadelphia.
- 341. F. Leh, *J. Chem. Educ.*, **50**, 404 (1973).
- 342. R. Trambarulo, S. N. Ghosh, C. A. Burrus, and W. Gordy, *J. Chem. Phys.*, **21**, 851 (1953); R. H. Hughes, *J. Chem. Phys.*, **24**, 131 (1956).
- 343. R. Criegee, *Rec. Chem. Progr.*, **18**, 111 (1957); R. Criegee, in *Peroxide Reaction Mechanisms* (Ed. J. O. Edwards), Interscience, New York, N.Y., 1962, p. 29.
- 344. R. W. Murray, *Accts. Chem. Res.*, **1**, 313 (1968).
- 345. J. P. Wibaut, F. L. J. Sixma, L. W. F. Kampschmidt, and H. Baer, *Rec. Trav. Chim. Pays-Bas*, **69**, 1355 (1950); J. P. Wibaut and F. L. J. Sixma, *Rec. Trav. Chim. Pays-Bas*, **71**, 761 (1952).
- 346. T. Vrbaski and R. J. Cvetanović, *Can. J. Chem.*, **38**, 1053 (1960).
- 347. G. Klutsch and S. Fliszár, *Can. J. Chem.*, **50**, 2841 (1972).
- 348. E. R. Altwicker and J. Basila, *Tetrahedron*, **29**, 1969 (1973).
- 349. R. Huisgen, *Angew. Chem. Int. Ed.*, **2**, 565, 633 (1963).

- 350. P. R. Story, J. A. Alford, W. C. Ray, and J. R. Burgess, *J. Amer. Chem. Soc.*, **93**, 3044 (1971).
- 351. H. Staudinger, *Chem. Ber.*, **58**, 1088 (1925).
- 352. C. R. Enzell and B. R. Thomas, *Tetrahedron Lett.*, 225 (1965).
- 353. P. S. Bailey, J. W. Ward, R. E. Hornish, and F. E. Potts, III, *Advan. Chem. Ser.*, **112**, 1 (1972).
- 354. P. R. Story, E. A. Whited, and J. A. Alford, *J. Amer. Chem. Soc.*, **94**, 2143 (1972).
- 355. L. A. Hull, I. C. Hisatsune, and J. Heicklen, *J. Amer. Chem. Soc.*, **94**, 4856 (1972).
- 356. K. R. Kopecky, P. A. Lockwood, J. E. Filby, and R. W. Reid, *Can. J. Chem.*, **51**, 468 (1973).
- 357. R. Criegee and G. Schröder, *Chem. Ber.*, **93**, 689 (1960).
- 358. F. L. Greenwood, *J. Org. Chem.*, **30**, 3108 (1965); L. J. Durham and F. L. Greenwood, *Chem. Commun.*, 24 (1968).
- 359. P. S. Bailey, J. A. Thompson, and B. A. Shoulders, *J. Amer. Chem. Soc.*, **88**, 4098 (1966).
- 360. L. J. Durham and F. L. Greenwood, *Chem. Commun.*, 843 (1967).
- 361. S. Fliszár, J. Renard, and D. Z. Simon, *J. Amer. Chem. Soc.*, **93**, 6953 (1971).
- 362. G. Schröder, *Chem. Ber.*, **95**, 733 (1962).
- 363. L. D. Loan, R. W. Murray, and P. R. Story, *J. Amer. Chem. Soc.*, **87**, 737 (1965).
- 364. R. W. Murray, R. D. Youssefyeh, and P. R. Story, *J. Amer. Chem. Soc.*, **89**, 2429 (1967).
- 365. R. W. Murray, R. D. Youssefyeh, G. J. Williams, and P. R. Story, *Tetrahedron*, **24**, 4347 (1968).
- 366. G. Riezebos, J. C. Grimmelikhuisen, and D. A. van Dorp, *Rec. Trav. Chim. Pays-Bas*, **82**, 1234 (1963); O. S. Privett and E. C. Nickell, *J. Amer. Oil Chem. Soc.*, **40**, 22 (1963).
- 367. R. W. Murray, R. D. Youssefyeh, and P. R. Story, *J. Amer. Chem. Soc.*, **88**, 3143 (1966).
- 368. R. W. Murray and G. J. Williams, *Advan. Chem. Series*, **77**, 32 (1968).
- 369. N. L. Bauld, J. A. Thompson, C. E. Hudson, and P. S. Bailey, *J. Amer. Chem. Soc.*, **90**, 1822 (1968).
- 370. R. P. Lattimer, C. W. Gillies and R. L. Kuczkowski, *J. Amer. Chem. Soc.*, **95**, 1348 (1973).
- 371. R. A. Rouse, *J. Amer. Chem. Soc.*, **96**, 5095 (1974).
- 372. P. R. Story, C. E. Bishop, J. R. Burgess, R. W. Murray, and R. D. Youssefyeh, *J. Amer. Chem. Soc.*, **90**, 1907 (1968).
- 373. R. W. Murray and R. Hagen, *J. Org. Chem.*, **36**, 1098, 1103 (1971).
- 374. C. W. Gillies, R. P. Lattimer, and R. L. Kuczkowski, *J. Amer. Chem. Soc.*, **96**, 1536 (1974).
- 375. S. Fliszár and J. Carles, *J. Amer. Chem. Soc.*, **91**, 2637 (1969).
- 376. H. Henry, M. Zador, and S. Fliszár, *Can. J. Chem.*, **51**, 3398 (1973).
- 377. R. L. Augustine, in *Oxidation*, Vol. I, Marcel Dekker, New York, 1969, p. 298.
- 378. C. E. Bishop and P. R. Story, *J. Amer. Chem. Soc.*, **90**, 1905 (1968).
- 379. P. R. Story, J. A. Alford, J. R. Burgess, and W. C. Ray, *J. Amer. Chem. Soc.*, **93**, 3042 (1971); P. E. Eaton and G. H. Temme, III, *J. Amer. Chem. Soc.*, **95**, 7508 (1973).

380. Reference 377, p. 305.
381. L. A. Subluskey, G. C. Harris, A. Maggiolo, and A. L. Tumolo, *Advan. Chem. Ser.*, **21**, 149 (1959).
382. P. R. Story, T. K. Hall, W. H. Morrison, III, and J.-C. Farine, *Tetrahedron Lett.*, 5397 (1968) and references cited therein.
383. P. R. Story, W. H. Morrison, III, T. K. Hall, J.-C. Farine, and C. E. Bishop, *Tetrahedron Lett.*, 3291 (1968).
384. P. R. Story, W. H. Morrison, III, and J. M. Butler, *J. Amer. Chem. Soc.*, **91**, 2398 (1969).
385. B. P. Moore and W. V. Brown, *J. Chromatogr.*, **60**, 157 (1971).
386. R. G. Ackman, M. E. Retson, L. R. Gallay, and F. A. Vandenheuvel, *Can. J. Chem.*, **39**, 1956 (1961).
387. F. Sakiyama and S. Sakai, *Bull. Chem. Soc. Japan*, **44**, 1661 (1971).
388. M. A. Golub, in *Chemistry of the Alkenes*, Vol. 2 (Ed. J. Zabicky), Wiley, New York, 1970, p. 484.
389. G. Slomp, Jr. and J. L. Johnson, *J. Amer. Chem. Soc.*, **80**, 915 (1958).
390. J. M. Conia and P. Leriverend, *C.R. Acad. Sci. Paris*, **250**, 1078 (1960).
391. K. Griesbaum, *Chem. Commun.*, 920 (1966).
392. R. Criegee and G. Wenner, *Ann. Chem.*, **564**, 9 (1949).
393. M. I. Fremery and E. K. Fields, *J. Org. Chem.*, **29**, 2240 (1964).
394. E. K. Fields, *Advan. Chem. Ser.*, **51**, 99 (1965).
395. D. R. Kearns, *Chem. Rev.*, **71**, 395 (1971).
396. C. S. Foote, *Accts. Chem. Res.*, **1**, 104 (1968).
397. C. Foote and K. Gollnick, *Adv. Chem. Series*, **77**, 1968, several chapters.
398. W. R. Adams, in *Oxidation*, Vol. 2 (Ed. R. L. Augustine and D. J. Trecker), Marcel Dekker, New York, 1971, p. 65.
399. C. S. Foote, *Pure Appl. Chem.*, **27**, 635 (1971).
400. K. Gollnick, *Adv. Photochem.*, **6**, 1 (1968).
401. K. Gollnick and G. O. Schenck, in *1,4-Cycloaddition Reactions* (Ed. J. Hamer), Academic Press, New York, 1967, p. 255.
402. H. O. House, in *Modern Synthetic Reactions*, 2nd ed., W. A. Benjamin, Menlo Park, Calif., 1971, p. 338.
403. C. S. Foote, S. Wexler, W. Ando, and R. Higgins, *J. Amer. Chem. Soc.*, **90**, 975 (1968).
404. H. H. Wasserman and J. R. Scheffer, *J. Amer. Chem. Soc.*, **89**, 3073 (1967); H. H. Wasserman, J. R. Scheffer, and J. L. Cooper, *J. Amer. Chem. Soc.*, **94**, 4991 (1972).
405. Q. E. Thompson, *J. Amer. Chem. Soc.*, **83**, 846 (1961); R. W. Murray and M. L. Kaplan, *J. Amer. Chem. Soc.*, **91**, 5358 (1969) and references cited therein.
406. M. E. Brennan, *Chem. Commun.*, 956 (1970).
407. A. P. Schaap, A. L. Thayer, G. R. Faler, K. Goda, and T. Kimura, *J. Amer. Chem. Soc.*, **96**, 4025 (1974).
408. L. M. Stephenson and D. E. McClure, *J. Amer. Chem. Soc.*, **95**, 3074 (1973).
409. E. C. Blossey, D. C. Neckers, A. L. Thayer, and A. P. Schaap, *J. Amer. Chem. Soc.*, **95**, 5820 (1973).
410. G. O. Schenck, O. A. Neumüller, G. Ohloff, and S. Schroeter, *Ann. Chem.*, **687**, 26 (1965).

411. G. O. Schenck, K. Gollnick, G. Buchwald, S. Schroeter, and G. Ohloff, *Ann. Chem.*, **674**, 93 (1964).
412. A. Nickon, J. B. DiGiorgio, and P. J. L. Daniels, *J. Org. Chem.*, **38**, 533 (1973).
413. C. S. Foote and R. W. Denny, *J. Amer. Chem. Soc.*, **93**, 5168 (1971).
414. D. B. Sharp, Abstracts, 139th National Meeting of the American Chemical Society, New York, N.Y., Sept., 1960, p. 79P; K. P. Kopecky and H. J. Reich, *Can. J. Chem.*, **43**, 2265 (1965).
415. W. Fenical, D. R. Kearns, and P. Radlick, *J. Amer. Chem. Soc.*, **91**, 7771 (1969); N. M. Hasty and D. R. Kearns, *J. Amer. Chem. Soc.*, **95**, 3380 (1973).
416. K. Gollnick, D. Haisch, and G. Schade, *J. Amer. Chem. Soc.*, **94**, 1747 (1972).
417. L. Stephenson, D. E. McClure, and P. K. Sysak, *J. Amer. Chem. Soc.*, **95**, 7888 (1973).
418. W. Fenical, D. R. Kearns, and P. Radlick, *J. Amer. Chem. Soc.*, **91**, 3396 (1969).
419. C. S. Foote and J. W.-P. Lin, *Tetrahedron Lett.*, 3267 (1968); J. E. Huber, *Tetrahedron Lett.*, 3271 (1968).
420. K. R. Kopecky and C. Mumford, *Can. J. Chem.*, **47**, 709 (1969).
421. A. P. Schaap and G. R. Faler, *J. Amer. Chem. Soc.*, **95**, 3381 (1973).
422. P. D. Bartlett and A. P. Schaap, *J. Amer. Chem. Soc.*, **92**, 3223 (1970); S. Mazur and C. S. Foote, *J. Amer. Chem. Soc.*, **92**, 3225 (1970).
423. W. H. Richardson and V. Hodge, *J. Org. Chem.*, **35**, 1216 (1970).
424. W. Adam and J.-C. Liu, *Chem. Commun.*, 73 (1972).
425. W. Adam and J.-C. Liu, *J. Amer. Chem. Soc.*, **94**, 1206 (1972).
426. P. A. Burns and C. S. Foote, *J. Amer. Chem. Soc.*, **96**, 4339 (1974).
427. P. Lechtken, A. Yekta, and N. J. Turro, *J. Amer. Chem. Soc.*, **95**, 3027 (1973).
428. E. H. White, J. Wiecko, and D. F. Roswell, *J. Amer. Chem. Soc.*, **91**, 5194 (1969).
429. F. McCapra, *Chem. Commun.*, 155 (1968); F. McCapra, *Pure Appl. Chem.*, **24**, 611 (1970); M. J. Cormier, J. E. Wampler, and K. Hori, in *Progress in the Chemistry of Organic Natural Products*, Vol. 30 (Ed. I. Zechmeister), Springer-Verlag, 1973, p. 1.
430. E. J. Bowen and D. W. Tanner, *Trans. Faraday Soc.*, **51**, 475 (1955).
431. C. N. Skold and R. H. Schlessinger, *Tetrahedron Lett.*, 791 (1970); H. H. Wasserman and W. Strehlow, *Tetrahedron Lett.*, 795 (1970).
432. J. E. Baldwin, H. H. Basson, and H. Krauss, Jr., *Chem. Commun.*, 984 (1968).
433. C. S. Foote, S. Mazur, P. A. Burns, and D. Lerdal, *J. Amer. Chem. Soc.*, **95**, 586 (1973).
434. N. Harada, S. Suzuki, H. Uda, and H. Ueno, *J. Amer. Chem. Soc.*, **94**, 1777 (1972).
435. G. Scott, in *Atmospheric Oxidation and Antioxidants*, Elsevier, New York, 1965.
436. W. O. Lundberg, Ed., *Autoxidation and Antioxidants*, Vols. 1 and II, Wiley, New York, 1962.
437. W. A. Pryor, in *Introduction to Free Radical Chemistry*, Prentice-Hall, Englewood Cliffs, 1966.
438. J. A. Howard, in *Free Radicals*, Vol. 11 (Ed. J. K. Kochi), Wiley-Interscience, 1973, p. 3.
439. F. R. Mayo, *Accts. Chem. Res.*, **1**, 193 (1968).
440. C. J. Norton and D. E. Drayer, *Adv. Chem. Ser.*, **75**, 78 (1968).

- 441. W. F. Brill, *Adv. Chem. Ser.*, **75**, 93 (1968).
- 442. M. A. Golub, in *Chemistry of the Alkenes*, Vol. II (Ed. J. Zabicky), Wiley, New York, 1970, p. 476.
- 443. D. E. Van Sickle, F. R. Mayo, and R. M. Arluck, *J. Org. Chem.*, **32**, 3680 (1967) and references cited therein.
- 444. F. R. Mayo, P. S. Fredricks, T. Mill, J. K. Castleman, and T. Delaney, *J. Org. Chem.*, **39**, 885 (1974).
- 445. F. R. Mayo, J. K. Castleman, T. Mill, R. M. Silverstein, and O. Rodin, *J. Org. Chem.*, **39**, 889 (1974).
- 446. D. E. Van Sickle, F. R. Mayo, E. S. Gould, and R. M. Arluck, *J. Amer. Chem. Soc.*, **89**, 977 (1967).
- 447. D. I. Metalitsa, *Russ. Chem. Rev.*, **41**, 807 (1972).
- 448. R. Hiatt, in *Oxidation*, Vol. 2 (Ed. R. L. Augustine and D. J. Trecker), Marcel Dekker, New York, 1971, p. 113.
- 449. H. Hart and P. B. Lavrik, *J. Org. Chem.*, **39**, 1793 (1974).
- 450. J. Ross, A. I. Gebhart, and J. F. Gerecht, *J. Amer. Chem. Soc.*, **71**, 282 (1949).
- 451. D. Swern, J. E. Coleman, H. B. Knight, C. Ricciuti, C. D. Willits, and C. R. Eddy, *J. Amer. Chem. Soc.*, **75**, 3135 (1953).
- 452. S. Patton, I. J. Barnes, and L. E. Evans, *J. Amer. Oil Chem. Soc.*, **36**, 280 (1959).
- 453. A. M. Gaddis, R. Ellis, and G. T. Currie, *J. Amer. Oil Chem. Soc.*, **43**, 147 (1966).
- 454. D. H. R. Barton, R. K. Haynes, P. D. Magnus, and I. D. Menzies, *Chem. Commun.*, 511 (1974).
- 455. E. N. Trachtenberg, in *Oxidation*, Vol. 1 (Ed. R. L. Augustine), Marcel Dekker, New York, 1969, Chap. 3.
- 456. R. A. Jerussi, in *Selective Organic Transformations*, Vol. 1 (Ed. B. S. Thyagarajan), Wiley-Interscience, New York, 1970, p. 301.
- 457. M. Fieser and L. F. Fieser, *Reagents for Organic Synthesis*, Vol. 2, Wiley, New York, 1969, p. 362.
- 458. C. W. Wilson, III and P. E. Shaw, *J. Org. Chem.*, **38**, 1684 (1973).
- 459. W. Sonoda and S. Tsutsumi, *Bull. Chem. Soc. Japan*, **38**, 958 (1965).
- 460. A. Guillemonat, *Ann. Chim. (Paris)*, **11**, 143 (1939) and references cited therein.
- 461. K. B. Sharpless and R. F. Lauer, *J. Amer. Chem. Soc.*, **94**, 7154 (1972).
- 462. D. Arigoni, A. Vasella, K. B. Sharpless, and H. P. Jensen, *J. Amer. Chem. Soc.*, **95**, 7917 (1973).
- 463. J. P. Schaefer, B. Horvath, and H. P. Klein, *J. Org. Chem.*, **33**, 2647 (1968).
- 464. E. N. Trachtenberg, C. H. Nelson, and J. R. Carver, *J. Org. Chem.*, **35**, 1653 (1970).
- 465. G. Büchi and H. Wüest, *Helv. Chim. Acta*, **50**, 2440 (1967).
- 466. J. J. Plattner, U. T. Bhalerao, and H. Rapoport, *J. Amer. Chem. Soc.*, **91**, 4933 (1969).
- 467. H. S. Staudinger and A. Gaule, *Chem. Ber.*, **49**, 1897 (1916).
- 468. D. E. Applequist and H. Babad, *J. Org. Chem.*, **27**, 288 (1962).
- 469. A. C. Day, P. Raymond, R. M. Southam, and M. C. Whiting, *J. Chem. Soc. C*, 467 (1966).
- 470. A. McKillop, B. P. Swann, and E. C. Taylor, *Tetrahedron*, **26**, 4031 (1970).

471. A. McKillop, J. D. Hunt, R. D. Naylor, and E. C. Taylor, *J. Amer. Chem. Soc.*, **93**, 4918 (1971).
472. R. N. Butler, *Chem. Ind. (London)*, 437 (1968). A review of hydrazone oxidation by LTA.
473. R. N. Butler, *Chem. Ind. (London)*, 523 (1972). A review of oxime oxidation by LTA.
474. R. N. Butler, F. L. Scott, and T. A. F. O'Mahony, *Chem. Rev.*, **73**, 93 (1973). A general review of oxidation of C=N by LTA.
475. J. B. Aylward, *Quart. Rev.*, **25**, 407 (1971). A general review of oxidation of organic nitrogen compounds by LTA.
476. Y. Yukawa, M. Sakai, and S. Suzuki, *Bull. Chem. Soc. Japan*, **39**, 2266 (1966).
477. G. Just and K. Dahl, *Tetrahedron*, **24**, 5251 (1968).
478. G. Just and K. Dahl, *Tetrahedron Lett.*, 2441 (1966).
479. H. Kropf and R. Lambeck, *Ann. Chem.*, **700**, 1 (1966).
480. H. Kropf, *Angew. Chem. Int. Ed.*, **4**, 983 (1965).
481. H. Kropf and R. Lambeck, *Ann. Chem.*, **700**, 18 (1966).
482. H. Kropf, *Angew. Chem. Int. Ed.*, **4**, 1091 (1965).
483. J. W. Lown, *J. Chem. Soc. B*, 441 (1966).
484. D. C. Iffland and G. X. Criner, *Chem. Ind. (London)*, 176 (1956).
485. G. Just and K. Dahl, *Can. J. Chem.*, **48**, 966 (1970).
486. Y. Yukawa and M. Sakai, *Nippon Kagaku Zasshi*, **87**, 79 (1966).
487. R. C. Gilbert and R. O. C. Norman, *J. Chem. Soc. B*, 123 (1968).
488. J. W. Lown, *J. Chem. Soc. B*, 644 (1966).
489. A. Carogheorgheopol, H. Caldararu, T. Constantinescu, and V. E. Sakini, *J. Amer. Chem. Soc.*, **93**, 6766 (1971).
490. D. H. R. Barton, J. F. McGhie, and P. L. Batten, *J. Chem. Soc. C*, 1033 (1970).
491. A. Stojiljkonic, N. Orbonic, S. Sredojevic, and M. Lj. Mikailovic, *Tetrahedron*, **26**, 1101 (1970).
492. D. M. Gale, W. J. Middleton, and C. G. Krespan, *J. Amer. Chem. Soc.*, **88**, 3617 (1966).
493. C. G. Krespan and W. J. Middleton, *J. Org. Chem.*, **30**, 1398 (1965).
494. E. Ciganek, *J. Amer. Chem. Soc.*, **87**, 657 (1965).
495. W. A. F. Gladstone, J. B. Aylward, and R. O. C. Norman, *J. Chem. Soc. C*, 2587 (1969).
496. J. B. Aylward, *J. Chem. Soc. C*, 1494 (1970).
497. D. C. Iffland and E. Cerda, *J. Org. Chem.*, **28**, 2769 (1963).
498. G. C. Gubelt and J. Warkentin, *Can. J. Chem.*, **47**, 3983 (1969).
499. J. Warkentin, *Synthesis*, 279 (1970). A review of cyclization reactions of carbonyl derivatives with various oxidizing agents including LTA.
500. G. Valenti and F. Maggio, *Ann. Chim. (Rome)*, **42**, 18 (1952).
501. F. Maggio, G. Werber, and G. Lombardo, *Ann. Chim. (Rome)*, **50**, 491 (1960).
502. M. S. Gibson, *Tetrahedron*, **18**, 1377 (1962).
503. H. Gehlen and K. Möckel, *Ann. Chim.*, **651**, 133 (1962).
504. T. M. Lambe, R. N. Butler, and F. L. Scott, *Chem. Ind. (London)*, 966 (1971).
505. A. M. Cameron, P. R. West, and J. Warkentin, *J. Org. Chem.*, **34**, 3230 (1969).
506. P. Knittel, S. L. Lee, and J. Warkentin, *Can. J. Chem.*, **50**, 3248 (1972).
507. D. C. Iffland and T. M. Davies, *J. Amer. Chem. Soc.*, **85**, 2182 (1963).
508. J. Schanti, *Monatsh. Chem.*, **100**, 1479 (1969).

509. H. Schildknecht and G. Hatzmann, *Angew. Chem. Int. Ed.*, **7**, 293 (1968).
510. A. Ohta and E. Ochai, *Chem. Pharm. Bull.*, **10**, 1260 (1962).
511. A. Ohta, *Chem. Pharm. Bull.*, **11**, 1586 (1963).
512. R. T. Coutts, K. W. Hindmarsh, and G. E. Meyers, *Can. J. Chem.*, **48**, 2393 (1970).
513. S. Tamagaki and S. Oae, *Bull. Chem. Soc. Japan*, **43**, 1573 (1970).
514. V. I. Maimind and M. M. Schemyokin, *Zh. Obshch. Khim.*, **35**, 1932 (1965).
515. N. J. A. Gritteridge and F. J. McGillan, *J. Chem. Soc. C*, 641 (1970).
516. B. Rindone, E. Santaniello, and C. Scolastico, *Tetrahedron Lett.*, 19 (1972).
517. A. Stajiljkovic, V. Andrejevic, and L. Mahailovi, *Tetrahedron*, **23**, 721 (1967).
518. F. F. Stevens and J. D. Bower, *J. Chem. Soc.*, 2971 (1949).
519. F. F. Stevens, *Nature (London)*, **164**, 342 (1949).
520. F. F. Stevens and J. D. Bower, *J. Chem. Soc.*, 1722 (1950).
521. K. N. Parameswaran and O. M. Friedman, *Chem. Ind. (London)*, 988 (1965).
522. H. J. J. Boss, *Chem. Weekbl.*, **62**, 447 (1966).
523. K. Shirakawa, *J. Pharm. Soc. Japan*, **80**, 956 (1960).
524. J. W. Bird and D. G. M. Diaper, *Can. J. Chem.*, **47**, 145 (1969).
525. J. R. Thomas, *J. Amer. Chem. Soc.*, **86**, 1446 (1964).
526. K. Maeda, I. Mortiani, T. Hosokawa, and S. -I. Murahashi, *Tetrahedron Lett.*, 797 (1974).
527. R. Weidenhagen, *Chem. Ber.*, **69**, 2263 (1936).
528. I. Bhatnager and M. V. George, *J. Org. Chem.*, **32**, 2252 (1967).
529. O. Meth-Cohn and H. Suschitzky, *Chem. Ind. (London)*, 443 (1969).
530. I. Bratnager and M. V. George, *J. Org. Chem.*, **33**, 2407 (1968).
531. I. Canopica, *Gazz. Chim. Italy*, **77**, 92 (1947).
532. N. L. Allinger, I. A. Freiberg, R. B. Herman, and M. A. Miller, *J. Amer. Chem. Soc.*, **85**, 1171 (1963).
533. J. H. Atkinson, A. W. Johnson, and W. Raudenbusch, *J. Chem. Soc.*, 1155 (1966).
534. H. Morrison, S. Danishefsky, and P. Yates, *J. Org. Chem.*, **26**, 2617 (1961).
535. R. W. Murray and A. M. Trozzolo, *J. Org. Chem.*, **26**, 3109 (1961).
536. R. W. Murray and A. M. Trozzolo, *J. Org. Chem.*, **29**, 1268 (1964).
537. H. Reiminger, *Chem. Ber.*, **97**, 3493 (1964).
538. G. Wittig and H. Heyn, *Chem. Ber.*, **97**, 1609 (1964).
539. S. Hauptmann, M. Dluge, K. D. Seidig, and H. Wilde, *Angew. Chem. Intern. Ed.*, **77**, 678 (1965).
540. G. Maier, *Chem. Ber.*, **98**, 2438 (1965).
541. W. D. Emmons, *J. Amer. Chem. Soc.*, **78**, 6208 (1956).
542. W. D. Emmons, *J. Amer. Chem. Soc.*, **79**, 5739 (1957).
543. W. D. Emmons, in *Heterocyclic Compounds*, Part 1 (Ed. A. Weissberger), Wiley-Interscience, New York, 1964, p. 624.
544. V. Madan and L. B. Clapp, *J. Amer. Chem. Soc.*, **91**, 6078 (1969).
545. D. R. Boyd, W. B. Jennings, R. Spratt, and D. M. Jerina, *Chem. Commun.*, 745 (1970).
546. Y. Ogata and Y. Sawaki, *J. Amer. Chem. Soc.*, **95**, 4687 (1973).
547. Y. Ogata and Y. Sawaki, *J. Amer. Chem. Soc.*, **95**, 4692 (1973).
548. R. G. Pews, *J. Org. Chem.*, **32**, 1628 (1967).
549. D. R. Boyd and R. Graham, *J. Chem. Soc., C*, 2648 (1969).

- 550. D. Thomas and D. H. Aue, *Tetrahedron Lett.*, 1807 (1973); D. St. C. Black, R. F. C. Brown and A. M. Wade, *Tetrahedron Lett.*, 4519 (1971).
- 551. P. S. Bailey, *Chem. Rev.*, **58**, 976 (1958).
- 552. A. H. Riebel, R. E. Erickson, C. J. Abshire, and P. S. Bailey, *J. Amer. Chem. Soc.*, **82**, 1801 (1960).
- 553. R. E. Erickson, P. J. Andrulis, Jr., J. C. Collins, M. L. Lungle, and G. D. Mercer, *J. Org. Chem.*, **34**, 2961 (1969).
- 554. J. P. Wibaut and J. W. P. Boon, *Helv. Chim. Acta*, **44**, 1171 (1961).
- 555. R. E. Miller, *J. Org. Chem.*, **26**, 2327 (1961).
- 556. R. E. Erickson and T. M. Myszkiewicz, *J. Org. Chem.*, **30**, 4326 (1965).
- 557. R. E. Erickson, A. H. Riebel, A. M. Reader, and P. S. Bailey, *Ann. Chem.*, **653**, 129 (1962).
- 558. G. O. Schenck, *Angew. Chem.*, **69**, 579 (1957).
- 559. J. S. Bellin and R. D. Mahoney, *J. Amer. Chem. Soc.*, **94**, 7991 (1972).
- 560. R. W. Binkley, *Tetrahedron Lett.*, 2085 (1970).
- 561. R. Criegee and G. Lohaus, *Chem. Ber.*, **84**, 219 (1951).
- 562. K. H. Pausacker, *J. Chem. Soc.*, 3478 (1950).
- 563. Th. A. B. M. Bolsman and Th. J. deBoer, *Tetrahedron*, **29**, 3929 (1973).
- 564. M. M. Frojomovic and G. Just, *Can. J. Chem.*, **46**, 3719 (1968).
- 565. T. Wieland and D. Grim, *Chem. Ber.*, **96**, 275 (1963).
- 566. J. M. Kliegman and R. K. Barnes, *J. Org. Chem.*, **37**, 4223 (1972).

CHAPTER 12

Transition metal catalysed carbonylation of olefins

JOHN K. STILLE and DAVID E. JAMES

University of Iowa, Iowa City, Iowa, U.S.A.

I. INTRODUCTION	1100
II. MECHANISM IN HOMOGENEOUS CATALYSIS. THE NATURE OF THE REACTIVE INTERMEDIATES	1100
A. Complexation	1101
1. Metal-olefin π -complexes	1101
2. π -Allyl complexes	1102
B. Formation of σ -Bonded Intermediates	1106
C. Carbon Monoxide Insertion Reactions	1108
D. Oxidative Addition—Reductive Elimination	1109
E. Olefin Carbonylation. A Mechanistic Description	1110
III. SOLVOCARBONYLATION	1111
A. Diolefins	1111
1. Solvometallation reactions	1111
2. Carbonylation of σ -bonded enyl and diolefin complexes	1113
3. Carbonylation of diolefins	1117
B. Monoolefins	1119
1. Transmetallation—carbonylation	1119
2. Solvometallation—carbonylation	1121
IV. HYDROCARBONYLATION	1132
A. Hydroformylation	1132
1. Introduction	1132
2. Mechanism and catalysts	1133
3. Carbonylation with hydroformylation catalysts	1135
4. Stereochemistry and asymmetric induction	1139
B. Hydrocarbonylation in Protic Solvents	1142
V. OLEFIN COUPLING—CARBONYLATION REACTIONS	1148
VI. REFERENCES	1158

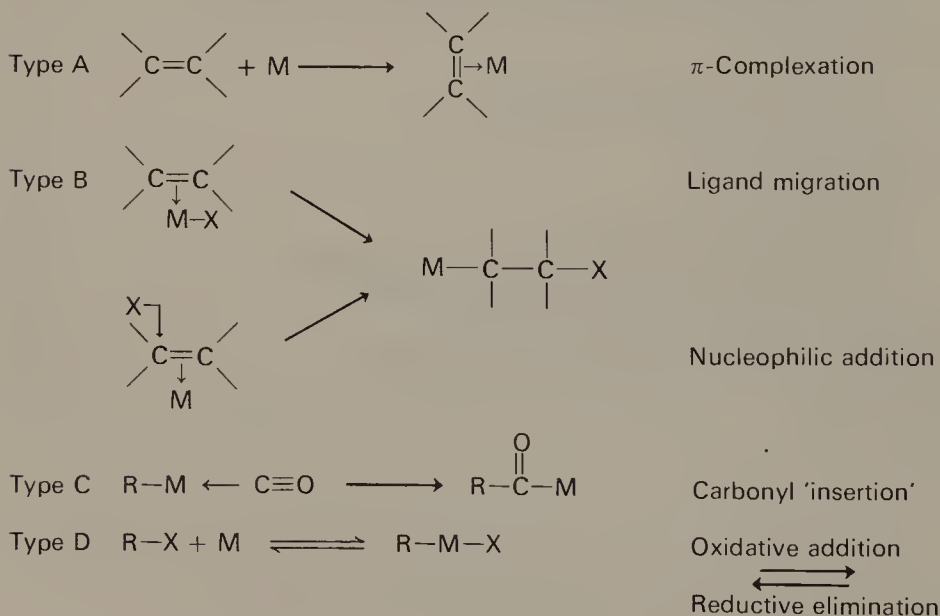
I. INTRODUCTION

The wide variety and unique types of organic reactions which can be carried out by the use of catalytic amounts of transition metal complexes, often under mild conditions, have made this both an intriguing and practical research area. Since in many cases complex organic products can be synthesized from inexpensive simple reagents, this area of chemistry has enjoyed considerable industrial importance. In recent years, our knowledge of the mechanistic details and the scope of transition metal catalysed reactions has expanded rapidly. One such reaction which has experienced considerable attention is the carbonylation of olefins in which a product containing one or more carbonyl groups is obtained by the transition metal catalysed reaction of carbon monoxide and an olefin.

Because of the availability of extensive reviews¹⁻³ covering the literature on this subject prior to 1970, this chapter will focus on recent synthetic and mechanistic developments in this area.

II. MECHANISM IN HOMOGENEOUS CATALYSIS. THE NATURE OF THE REACTIVE INTERMEDIATES

Homogeneous catalytic reactions can be organized into mechanistically related organometallic transformations⁴⁻¹⁴. Most transition metal catalysed reactions involve a combination of the following transformations:



A. Complexation

1. Metal–olefin π -complexes

Transition metal catalysed reactions of olefins usually involve the formation of a metal–olefin π -complex^{15–19}. The currently-accepted explanation of the bonding in olefin–transition metal complexes was proposed in the early 1950's by two independent groups^{20,21}. Using a molecular orbital approach, metal–olefin bonding was explained as a combination of σ (olefin \rightarrow metal)- and π (metal \rightarrow olefin)-bonding (Figure 1). The σ -bond is formed between the filled olefin π -orbitals and the empty

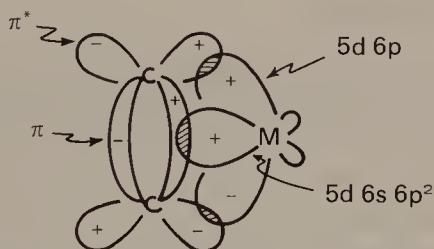


FIGURE 1. Bonding in metal–olefin complexes.

$5d\ 6s\ 6p^2$ hybrid orbital on the metal. This causes an unfavourable distribution of negative charge on the metal ion; however, the π back-donation from the filled $5d\ 6p$ hybrid on the metal to the empty olefin π^* (antibonding)-orbital compensates for this, giving a synergic effect. This bonding scheme requires that the carbon–carbon bond be perpendicular to the plane containing the metal and the remaining ligand atoms, for a square–planar complex.

MO calculations have been carried out to determine the electronic structures of various metal–olefin complexes. A semiempirical MO calculation carried out on Zeise's anion, $[\text{Pt}(\text{C}_2\text{H}_4)\text{Cl}_3]^-$, suggests that π - and σ -bonding contribute almost equally to platinum–ethylene bonding²². More rigorous calculations, however, show that σ -donation is significantly larger than π back-donation, which amounts to a maximum of 25% of the total bonding of ethylene to platinum²³. Similar results have been obtained from the MO study of a silver(I)–ethylene complex²⁴.

Carbon-13 magnetic resonance spectroscopy has also been used to study the structure and bonding of metal–olefin complexes²⁵. Of particular importance is the substantial upfield coordination shift experienced

by olefinic carbon atoms upon complexation (as much as 115 p.p.m. for a norbornadiene–rhodium complex²⁶). Representative ^{13}C -chemical shift and ^{13}C — ^1H and ^{13}C -metal coupling constant values are given in Table 1. The strong shielding observed in metal–olefin complexes has been attributed to a change in carbon hybridization^{27,28}, a net increase in electron density at carbon via metal to ligand π^* back-bonding²⁹, and to a non-bonding shielding parameter associated with partially filled metal d-orbitals³⁰. An investigation of arenechromium(0) complexes³¹ suggests, however, that all of these factors can be important in determining the observed ^{13}C -coordination shifts and that none should be considered exclusively.

2. π -Allyl complexes

Transition metal–olefin complexes containing allylic substituents (usually hydrogen, halide, or hydroxyl) can undergo further transformation to π -allyl complexes^{37,38}. Two structures are possible for π -allyl functions bound in a transition metal complex (Figure 2). In some cases, such as the bis(allyl)nickel complex **1**³⁹, the π -allyl group is perpendicular to the metal–ligand bond and all carbon–carbon bond distances in the allyl system are essentially equivalent. On the other hand, in complexes such as **2**⁴⁰, the allyl function is contained in the same plane as metal–ligand bonds.

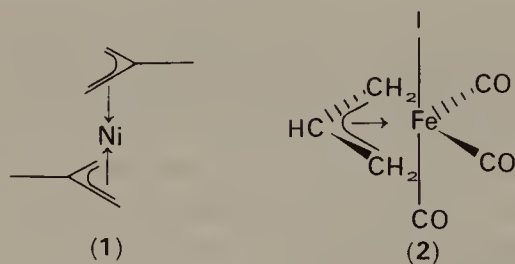
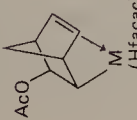
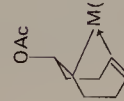
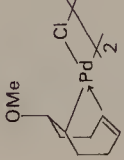
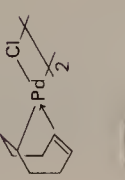


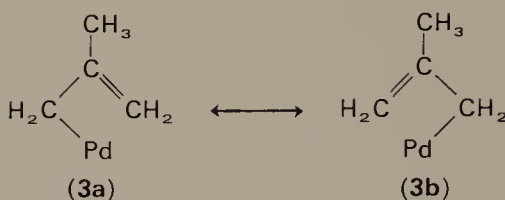
FIGURE 2. Structures of two metal– π -allyl complexes.

The bonding in π -allyl complexes presumably involves the same general considerations as described for olefin complexes. The overlap of filled π - and non-bonding orbitals on the ligand with appropriate empty metal orbitals and back donation to π -ligand orbitals are possible bonding interactions. The results of a ^{13}C -n.m.r. study of chloro(2-methallyl)-(triphenylphosphine)palladium(II) (structurally similar to **2**) have been interpreted to reveal predominant influence of canonical structures **3a** and **3b** in the overall bonding scheme⁴¹.

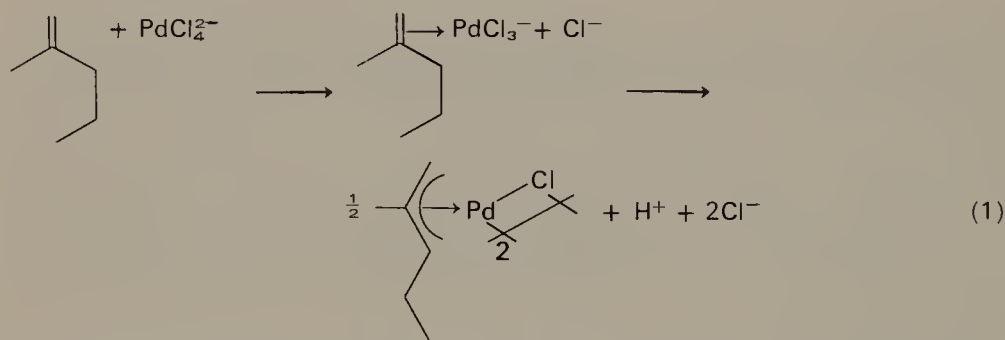
The synthesis, synthetic utility, and mechanism of formation of π -allyl complexes have been the subjects of recent attention^{42–44}. A study of the formation of π -allyl complexes⁴⁵ from various substituted olefins and

TABLE 1. ^{13}C -n.m.r. data for some organometallic complexes

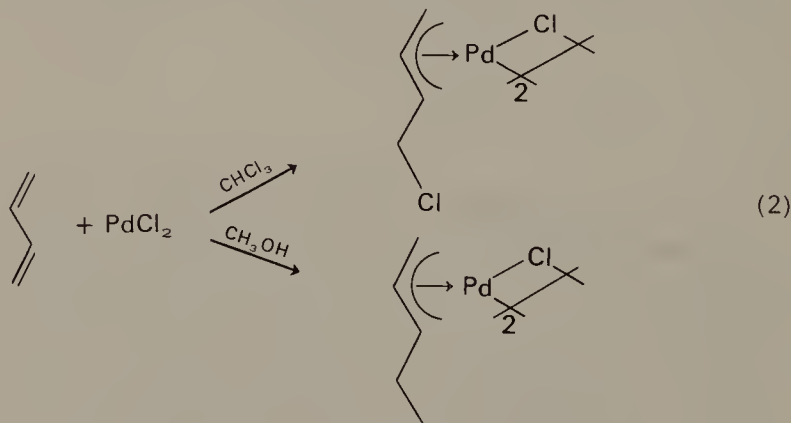
Compounds	$\delta^{13}\text{C} \left(\begin{smallmatrix} \text{C} \\ \rightarrow \text{M} \\ \text{C} \end{smallmatrix} \right)$	$\Delta\delta^{13}\text{C}$	$J(\text{M}-^{13}\text{C})\text{Hz}$	$J(^{13}\text{C}-\text{H})\text{Hz}$	$J(^{13}\text{C}-\text{C}-\text{M})$	$J(\text{M}-^{13}\text{C})\text{Hz}$	$J(^{13}\text{C}-\text{H})\text{Hz}$	Reference.
$\text{K}[(\text{C}_2\text{H}_4)_2\text{PtCl}_3]$	67.1	48.2	188					29
$[(1,5\text{-Cyclooctadiene})\text{RhCl}]_2$	78.5	49.3	13.9					32
$[(1,5\text{-Cyclooctadiene})\text{PdCl}_2]$	116.7	12.1						33
$[(1,5\text{-Cyclooctadiene})\text{PtCl}_2]$	100.6	27.2	153					25
$[(\text{Norbornadiene})\text{Cr}(\text{CO})_4]$	76.0	68.1						34, 35
$[(\text{Norbornadiene})\text{Rh}(\text{C}_5\text{H}_5)]$	28.7	115.2	10	176				26
								
$\text{M} = \text{Pd}$	76.4, 105.7			174, 181	25.9		166	
$\text{M} = \text{Pt}$	61.3, 79.2		132, 296	178, 181	0.3	470	160	36
								
$\text{M} = \text{Pd}$	97.1, 103.5			160, 157	49.0		144	
$\text{M} = \text{Pt}$	77.9, 82.2		255, 260	157, 154	25.9	730	145	36
								
	102.0, 106.4				52.6			33
								
	101.0, 105.4	29.2, 24.8		159, 156	57.1		141	33

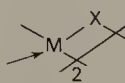
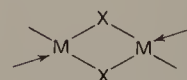


palladium(II) in acetic acid has demonstrated that the tendency for loss of an allylic hydrogen from the initial olefin complex occurred preferentially in the order secondary > primary. This was interpreted as evidence for a hydride abstraction mechanism in which a positive charge is developed on the allylic fragment. The mechanism then requires a two-electron transfer generating a proton, a chloride ion, and the π -allyl complex (equation 1)[†].

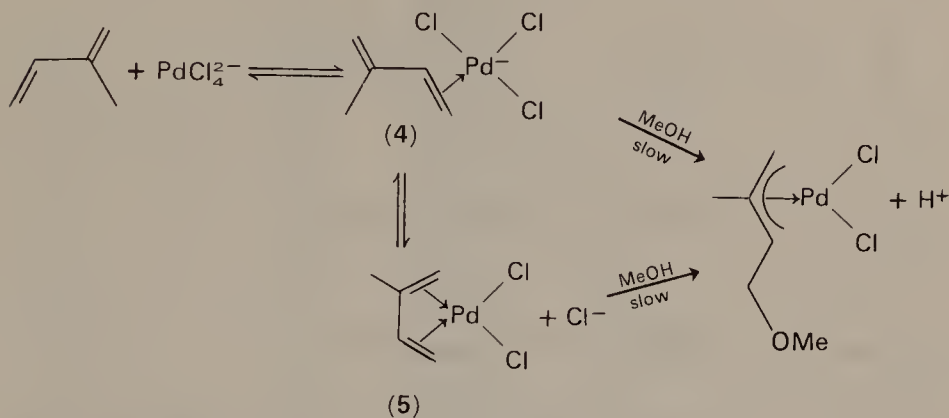


The formation of π -allyl complexes from conjugated dienes requires the addition of a nucleophile to the diolefin⁴⁶ (equation 2). A kinetic study



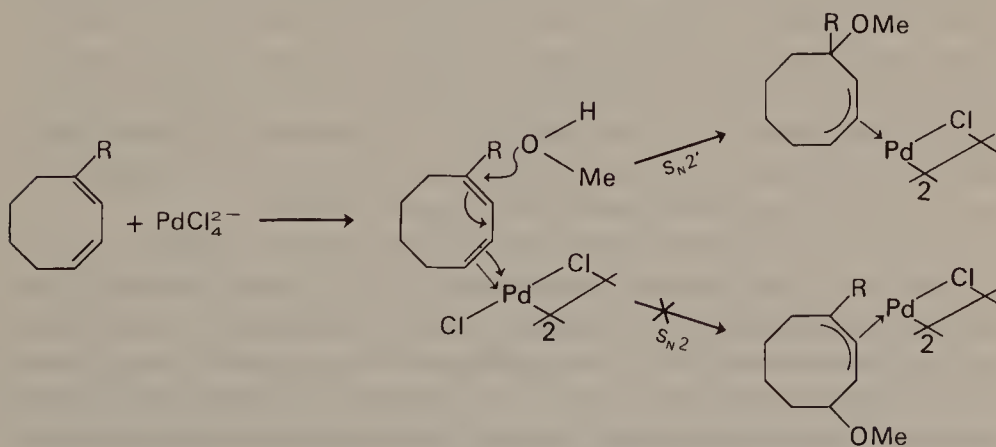
[†] In this chapter the symbol  is used to represent a bridged dimer of the general structure 

of the reaction of isoprene and palladium(II) chloride in methanol in the presence of lithium chloride has been interpreted in terms of two distinct π -complexes **4** and **5**⁴⁷ (Scheme 1). Nucleophilic attack by methanol from outside the coordination sphere of the metal was shown to be the rate-determining step.



SCHEME 1.

The reaction of 1,3-cyclooctadiene and 1-methyl-1,3-cyclooctadiene with palladium(II) chloride in methanol to form π -allyl complexes has been demonstrated to proceed by an S_N2' process (as opposed to an S_N2 reaction)⁴⁸ (Scheme 2).



SCHEME 2.

In addition, σ -allyl and π - σ -allyl complexes have been reported which contain a localized σ -bond from the metal to an allylic carbon (Figure 3).

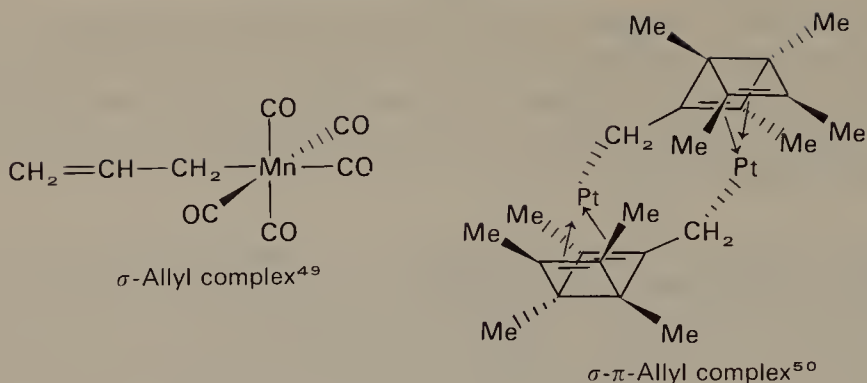


FIGURE 3. Structure of allyl complexes.

B. Formation of σ -Bonded Intermediates

The Type B transformation may be regarded as a 1,2-addition of an electrophile M and a nucleophile X across an unsaturated compound. This process generates a carbon-transition metal σ -bond and is a key step in transition metal catalysed reactions of olefins such as polymerization, dimerization, hydrogenation, oxidation, isomerization, and carbonylation. The stereochemistry and the direction of addition to an unsymmetrical olefin is dependent on the nature of the nucleophile or addend^{51,52}. Those which are coordinated to the metal and transfer directly from the metal to an olefinic carbon (ligand migration) proceed by *cis* addition in an anti-Markownikoff direction. Those which are solvated but not coordinated and form a bond with an olefinic carbon by external nucleophilic attack proceed by *trans* addition in a Markownikoff direction. A summary of definitive stereochemical studies of the nucleophilic addition in various olefin metallation reactions is given in Table 2.

The *cis*, anti-Markownikoff addition mode can be explained on the basis of steric considerations (see Section III). The metal, because of the smaller steric hindrance it presents with a long carbon-metal bond, becomes attached to the most highly substituted carbon. Attack by uncoordinated nucleophile at the most substituted carbon of the double bond (*trans*, Markownikoff) is observed, however, for electronic reasons. The attacking nucleophile causes polarization of the π olefin-metal bond, shifting the electron density toward the metal atom (Figure 4). Since the incipient positive charge is developed and stabilized by the most substituted carbon of the olefinic ligand, it is the preferential site for nucleophilic attack. This interpretation is consistent with a ¹³C-n.m.r. study of

TABLE 2. Stereochemistry of nucleophile-metal addition reactions

Nucleophile	Metal	Substrate	Stereochemistry of addition	Reference
Hydride	Rh	Monoolefin	<i>cis</i>	53
	Pd	Monoolefin	<i>cis</i>	54
	Mo	Monoolefin	<i>cis</i>	55
Phenyl	Pd	Diolefin	<i>cis</i>	56
	Pd	Monoolefin	<i>cis</i>	57
Carboalkoxide	Pd	Monoolefin	<i>cis</i>	54, 58
Amine	Pd	Monoolefin	<i>trans</i>	59
	Pt	Monoolefin	<i>trans</i>	60
Allyl	Pd, Co	Diolefin	<i>cis</i>	61, 62
	Pd, Ni	Monoolefin	<i>cis</i>	63, 64
Vinyl	Pd	Diolefin	<i>cis</i>	65
Chloride	Pd	Diolefin	<i>trans</i>	66
	Pd	Monoolefin	<i>cis</i> and <i>trans</i>	67
Methoxide	Pd, Pt	Diolefin	<i>trans</i>	68, 69
	Pd	Monoolefin	<i>trans</i>	58
	Ni	Diolefin	<i>trans</i>	70
Acetate	Pd	Diolefin	<i>trans</i>	71
	Pd	Monoolefin	<i>trans</i>	72
Hydroxide	Pd	Diolefin	<i>trans</i>	73

^{195}Pt – ^{13}C coupling and variations in carbon chemical shifts of *para*-substituted styrene-platinum(II) complexes⁷⁴. The results indicate a

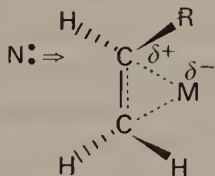


FIGURE 4. Nucleophilic attack of metal-olefin complexes.

polarization of the olefin π -electrons by the *para* substituent; electron-donor groups increase the contribution of valence-bond structures **6b** and **6c** (Figure 5).

Because of the relative ease with which transition metal-carbon σ -bonds are broken, it was widely accepted⁷⁵ that this type of bond was inherently weak. The stability of the σ -bonded complexes was proposed to be dependent upon the energy difference (ΔE) between the highest occupied electronic level and the lowest unoccupied electronic level of the metal and that the influence of stabilizing ligands was to increase the ΔE

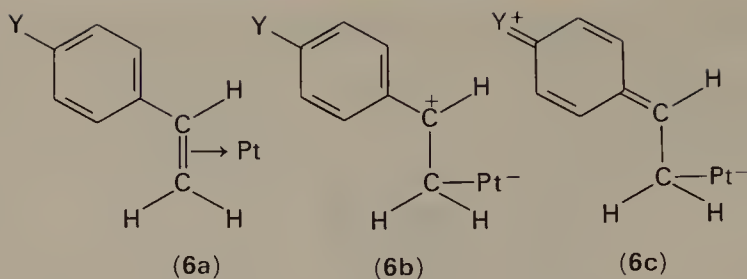


FIGURE 5. Valence-bond structures for a *para*-substituted styrene-platinum complex.

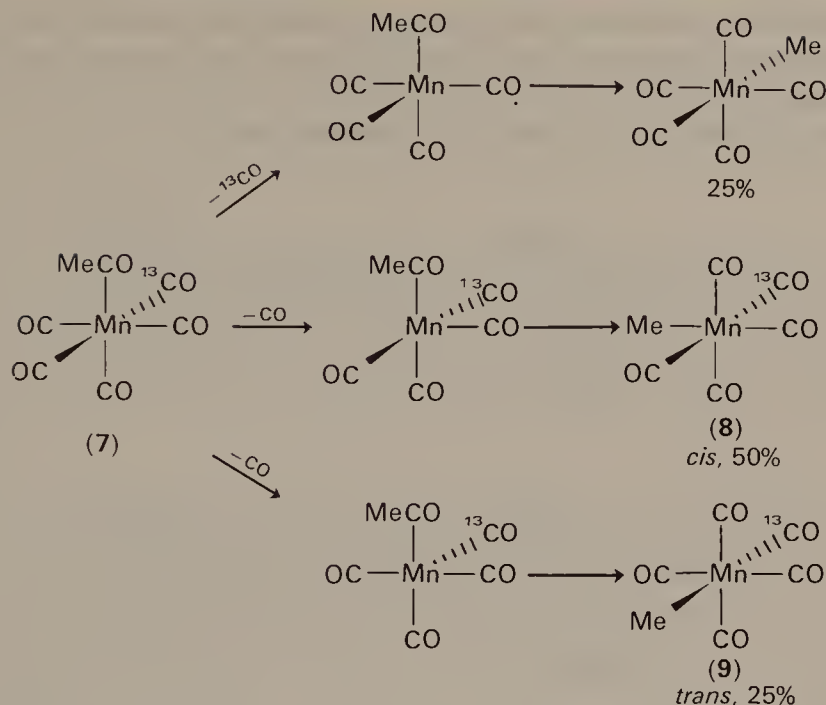
value⁷⁶. The weight of current evidence, however, suggests⁷⁶⁻⁸⁰ that transition metal-carbon σ -bonds are not intrinsically thermodynamically unstable. The function of the stabilizing ligand is simply to occupy coordination sites necessary for facile, low-energy decomposition pathways (e.g., the reverse of B).

C. Carbon Monoxide Insertion Reactions

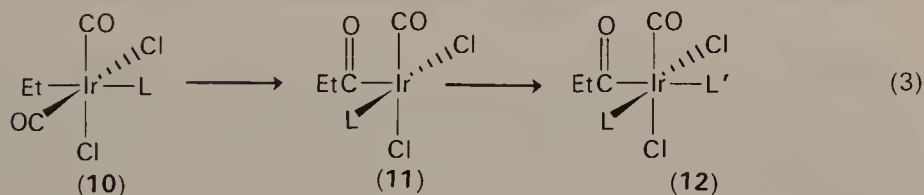
Intramolecular carbon monoxide 'insertion' into a transition metal-carbon σ -bonded complex can be considered to occur by several possible mechanistic pathways^{11,81}. An alkyl migration mechanism has been conclusively demonstrated in the decarbonylation (reverse of C) of the acetylmanganese complex **7**⁸² (Scheme 3). The decarbonylation of **7** gives the *cis*- and *trans*-methylmanganese complexes, **8** and **9**, in the ratio of 2 to 1. This is consistent only with a methyl migration mechanism, since no *trans* product would be formed by a carbonyl insertion mechanism.

The carbonylation of the alkyliridium complex **10** has been postulated to proceed via a concerted bimolecular mechanism⁸³ (equation 3). The kinetic product **12** has been proposed to arise from a concerted movement of alkyl and carbonyl to afford five-coordinate **11** which has square pyramidal geometry with the vacant octahedral site *trans* to the acyl ligand.

The stereochemistry of the carbonylation of alkyl-transition metal complexes at carbon has been shown to proceed with retention of configuration when the carbon is σ -bonded to either palladium⁷¹ (see Section III) or iron⁸⁴⁻⁸⁶. The decarbonylation of several optically active aldehydes with chlorotris(triphenylphosphine)rhodium(I) occurs with retention of configuration at carbon with high selectivity⁸⁷. These reactions proceed through formation of acylrhodium complexes and their rearrangement to



SCHEME 3.



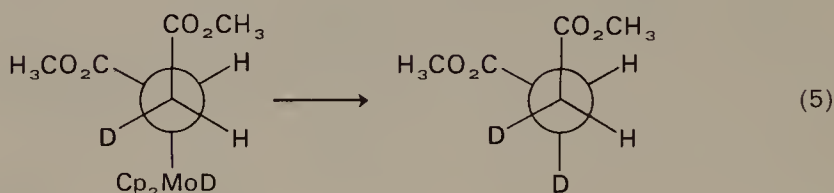
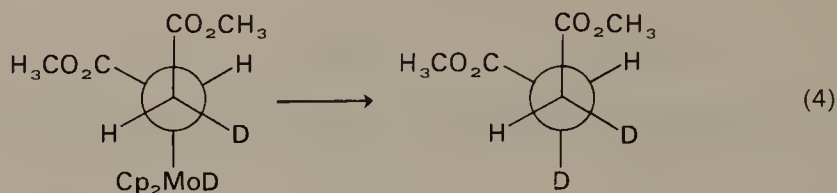
alkylrhodium complexes, followed by reductive elimination to give alkanes⁸⁸.

D. Oxidative Addition—Reductive Elimination

The Type D process is the well known oxidative addition reaction of a substrate molecule to a coordinatively unsaturated metal. The transformation takes place with an increase in the formal oxidation state and the coordination number of the transition metal. A wide variety of covalent molecules such as hydrogen, oxygen, halogens, and organic halides can undergo oxidative addition.

The reverse of oxidative addition, reductive elimination, is often encountered in the transition metal catalysed hydrogenation of olefins.

The reductive elimination of alkanes from alkylmolybdenum deuterides formed by the reaction of olefin and dideuteridobis(π -cyclopentadienyl)-molybdenum (Cp_2MoD_2), has been shown to take place with retention of configuration at the carbon-metal σ -bond⁸⁹ (equations 4 and 5).



E. Olefin Carbonylation. A Mechanistic Description

Clearly, any transition metal catalysed reaction between an olefin and carbon monoxide in which one or more carbonyl groups are introduced into the organic skeleton will involve several of the organometallic transformations mentioned above. In general, two mechanistic pathways describe generation of an organic carbonyl group in olefin-carbon monoxide reactions (Figure 6). The first sequence involves generation of a

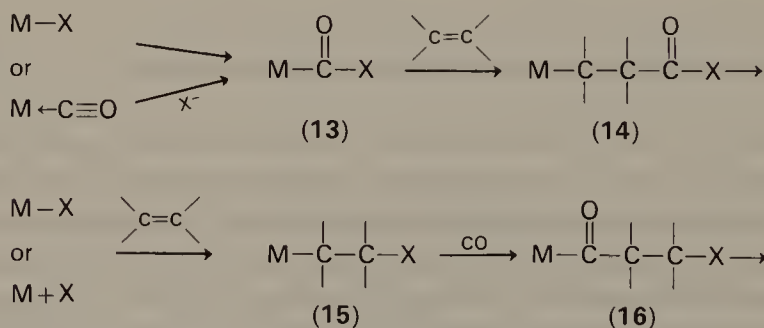
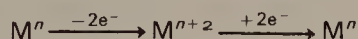


FIGURE 6. General mechanisms for transition metal catalysed carbonylation reactions.

metal-acyl derivative **13** which can react by a 1,2-addition mechanism to yield the σ -bonded complex **14**. Alternatively, a σ -bonded complex **15** is formed prior to a carbon monoxide insertion reaction which generates the metal-acyl complex **16**. In each case, further reaction (β -elimination, carbonyl insertion, solvolysis, reductive elimination, etc.) occurs to give the organic products.

In the following sections, mechanistically similar, transition metal catalysed carbonylation reactions have been categorized with respect to two important aspects: (a) the nature of the transformation with regard to the organic product, and (b) the change in oxidation state of the transition metal. Based on these criteria, three organic transformations are defined:

- (i) **Solvocarbonylation Reactions.** In this type of reaction the metal is reduced (generally from the divalent to the zerovalent state) and the reaction is stoichiometric with respect to the metal unless a reoxidant is used. In general, the solvent is incorporated in the organic product.
- (ii) **Hydrocarbonylation Reactions.** These reactions are potentially catalytic with respect to the metal and the change in oxidation state is in the order



The organic transformation generally involves the addition of a hydrogen and a carbonyl group across the double bond.

- (iii) **Olefin-coupling Carbonylation Reactions.** These reactions are classified strictly on the basis of the organic transformation and without regard to the metallic oxidation change. A π -allyl complex is often involved.

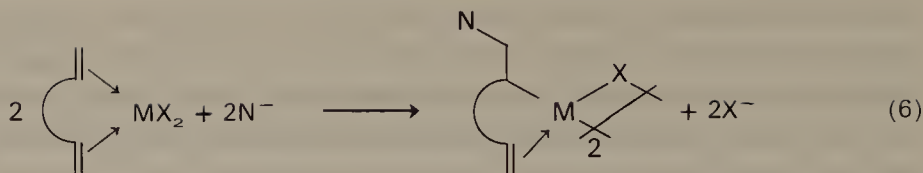
Finally, an important point with regard to this classification is that the oxidative change involved in each reaction type dictates the transition metal catalyst best suited for the particular transformation.

III. SOLVOCARBONYLATION

A. Diolefins

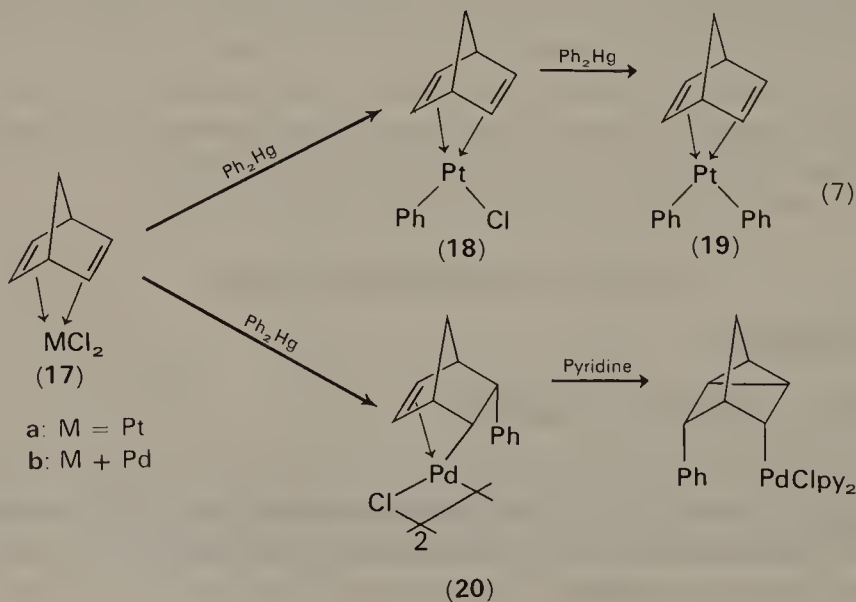
1. Solvometalation reactions

Chelating diolefins coordinated to transition metals readily undergo nucleophilic attack⁹⁰⁻⁹⁷ to form stable σ -bonded enyl complexes which can be isolated (equation 6). Unfortunately, the suggestion⁹⁸ that the Wacker oxidation of olefins⁹⁹ involved *cis* stereochemistry in the rate-



determining hydroxypalladation step was generally accepted and assumed to apply to all similar reactions. The *cis* hydroxypalladation mechanism was based on kinetic results, but the data are also consistent with *trans* stereochemistry for the addition. Thus, the stereochemical path of the methoxypalladation and methoxyplatination of chelating diolefins which was demonstrated to take place *trans* in every case^{68,69}, was regarded as anomalous. On the basis of an incorrect structural assignment to 1,5-cyclooctadiene oxypalladation product¹⁰⁰, it was even suggested¹⁰¹ that this addition, contrary to the stereochemical path reported originally^{68,69}, took place to give the *cis* addition product; X-ray structural determinations have verified the original stereochemical assignments, however^{102,103}.

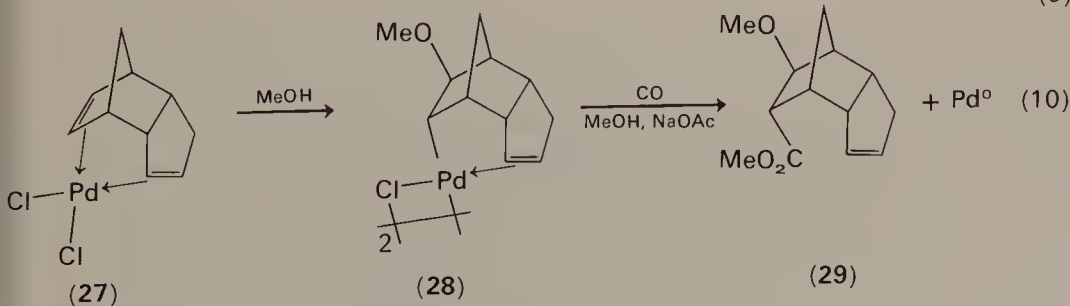
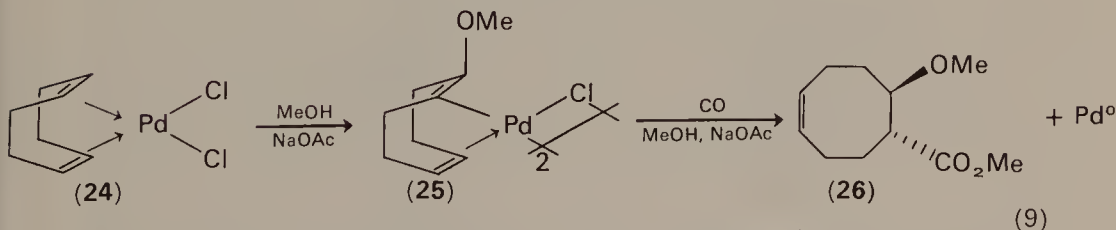
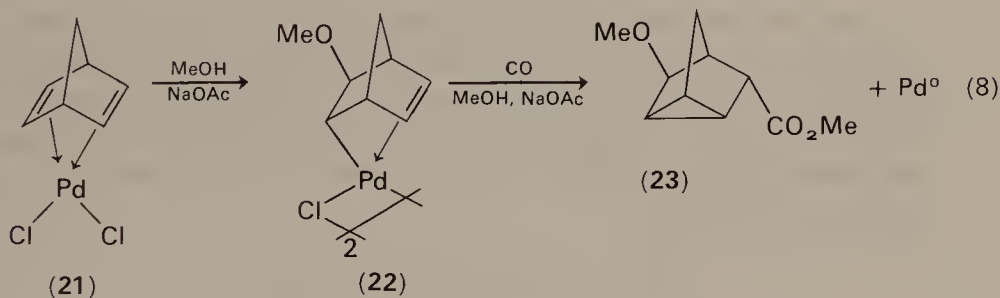
In order to explain their assumed anomalous behaviour, it was suggested^{101,104,105} that the reaction of bicyclic diolefins followed the *trans* stereochemical path for steric reasons. The *trans* stereochemistry was also attributed to the inability of chelating diolefins to rotate 90° from the position perpendicular to the square plane of the metal complex into a position which would favour *cis* addition by the metal and a ligand attached to it¹⁰⁶. These explanations evidently are not correct, as is shown by the reactions of dichloro(norbornadiene)platinum(II) and palladium(II), (17a, b) with diphenyl mercury⁵⁶ (equation 7). The platinum complex



17a reacts with one equivalent of diphenylmercury to afford **18** while two equivalents give **19** by successive chloride displacement reactions. On the other hand, diphenylmercury reacts with the palladium complex **17b** to yield the σ -bonded dimeric enyl complex **20**, in which the palladium and the phenyl moieties are attached *cis-endo* to the bicyclo[2.2.1] skeleton. Thus, the phenyl groups undergo sigma bonding to the metal, and in the case of the more reactive palladium complex, undergo *cis* addition to the coordinated bicyclic olefin. The stability of the platinum analogue to this type of reaction has been demonstrated previously^{107,108}.

2. Carbonylation of σ -bonded enyl and diolefin complexes

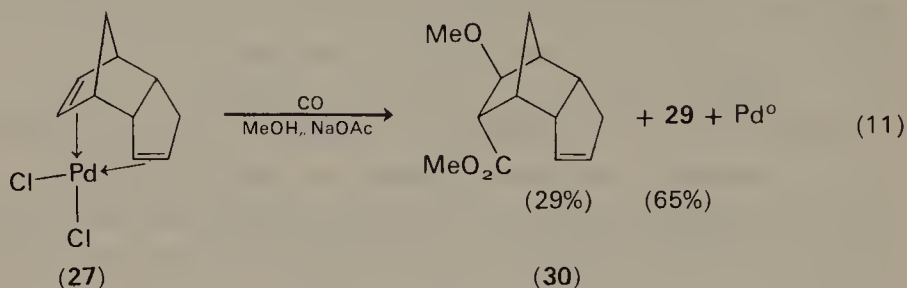
The σ -bonded methoxy enyl complexes **22**, **25**, and **28** react in methanol at room temperature under 1–40 atm of carbon monoxide to afford the methoxy esters **23**, **26** and **29**, respectively^{71,109} (equations 8, 9, and 10).



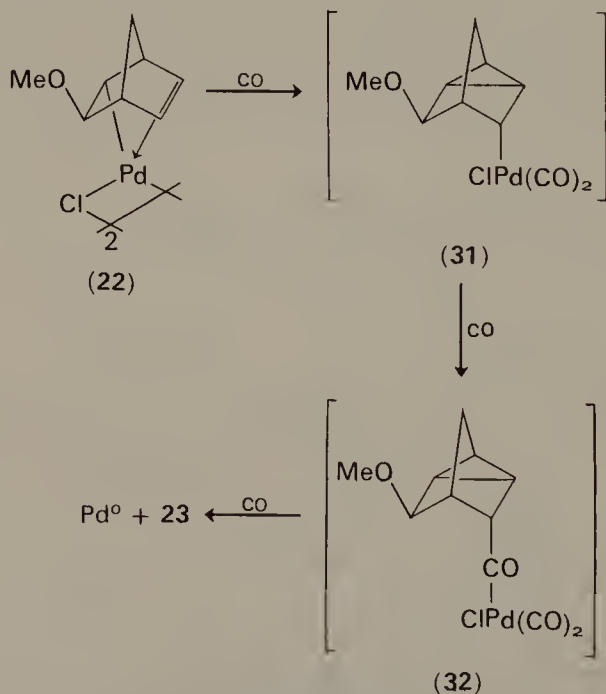
The stereochemical assignments of the products are based upon n.m.r. and chemical evidence and show that carbonylation of the palladium-

carbon σ -bond occurs with 100% retention of configuration at carbon.

Carbonylations of the corresponding diene complex **21**, **24** and **27**, similarly give the *trans*-methoxy esters **23**, **26**, and **29**. The dicyclopentadiene complex **27**, upon carbonylation in methanolic sodium acetate, affords **29** and a significant amount of the *trans*-acetoxo ester **30** (equation 11). Reaction occurs at the most highly strained double bond of this diolefin.

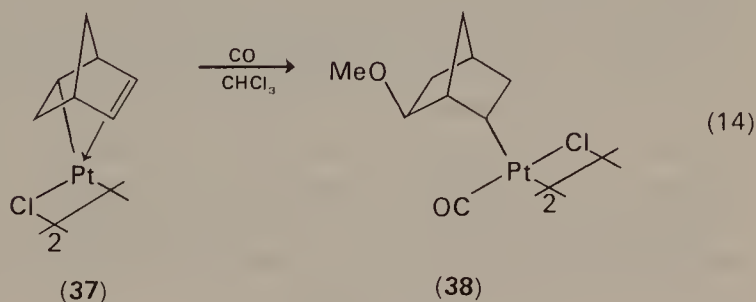
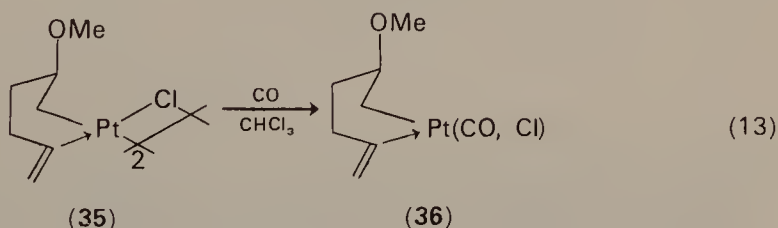
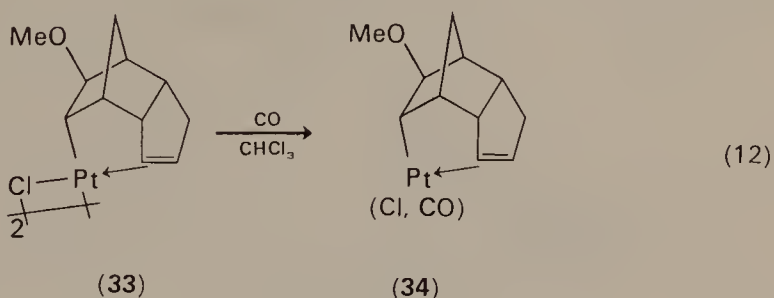


A stepwise mechanism for the carbonylation of the σ -bonded enyl complexes has been proposed (Scheme 4). The first step involves attack on palladium by carbon monoxide with the concomitant homoallyl rearrangement of **22** to the tricyclic structure **31**. The intermediate **31** then undergoes an alkyl-acyl rearrangement to **32** and subsequent solvolysis to products.

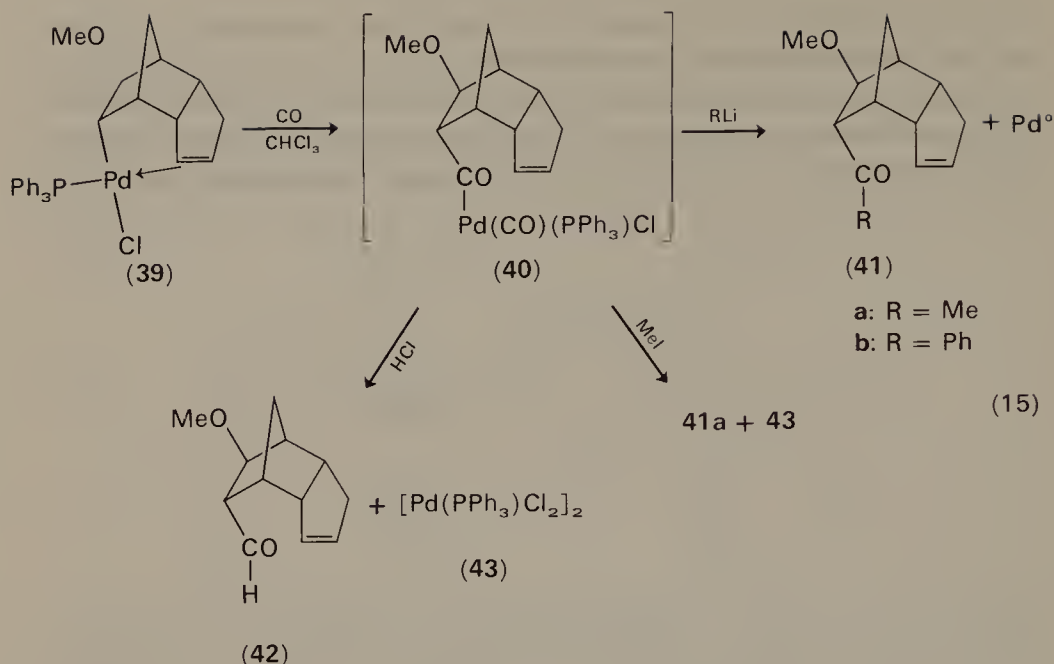


SCHEME 4.

Carbonylation of σ -bonded enyl platinum complexes in aprotic solvents has also been reported. Reaction of **33** and **35** with carbon monoxide in chloroform at -20°C splits the chloro-bridged dimer into monomeric carbonyl complexes **34** and **36**, respectively¹¹⁰ (equations 12, 13). Carbonylation of **37**, however, promotes the rearrangement from

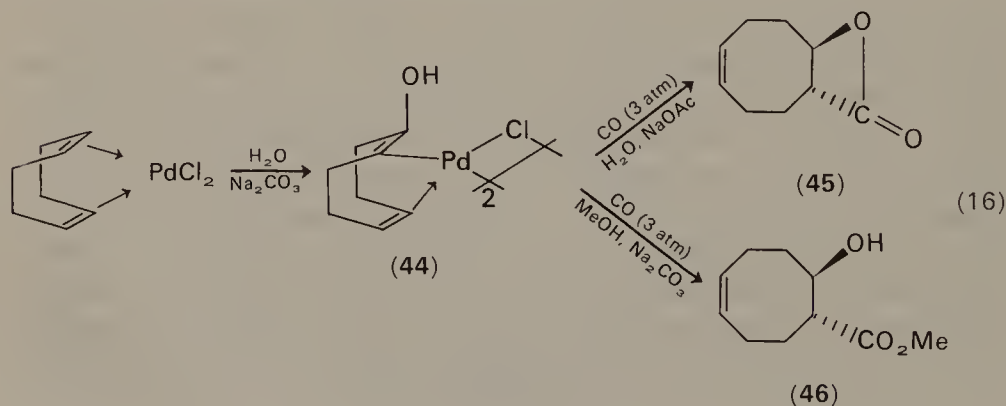


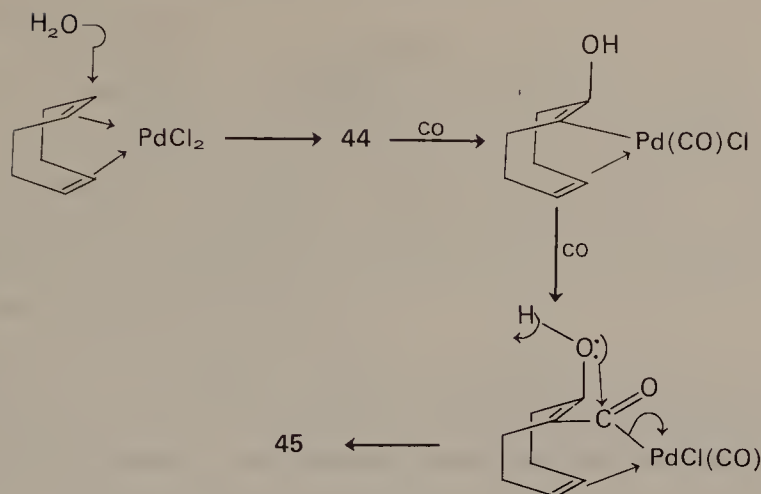
the norbornenyl complex to the tricyclic carbonyl complex **38** (equation 14). It is interesting that the carbonylation of the monomeric phosphine complex **39** results in the generation of the carbonyl insertion derivative **40**¹¹¹. Reaction of **40** with methyl- or phenyllithium reagents yields ketone **41a, b** by nucleophilic attack at the carbonyl-metal bond; simultaneous reduction of Pd^{II} to Pd^0 takes place. Reaction with the electrophilic reagents, methyl iodide and hydrogen chloride, yields methyl ketone **41a** and aldehyde **42**, respectively, and the dimeric Pd^{II} complex **43**. The postulated mechanism involves a four-centre bimolecular reaction with a cyclic transition state. However, an oxidative addition-reductive



elimination mechanism generating a Pd^{IV} intermediate¹¹² is also possible.

The stereochemistry of the hydroxypalladation reaction of 1,5-cyclooctadiene has been demonstrated by the carbonylation of **44** in water in the presence of base⁷³. The reaction affords a single organic product, *trans*-2-hydroxycyclooct-5-enecarboxylic acid, β -lactone (**45**) as a result of a *trans* hydroxymetallation reaction followed by carbonylation with retention of configuration at carbon. Carbonylation of **44** in methanol produces the *trans*-hydroxy ester **46**. The mechanism of formation of **45** involves carbon monoxide insertion, probably followed by intramolecular nucleophilic attack by oxygen at the palladium–acyl bond to form the lactone and palladium(o) (Scheme 5).

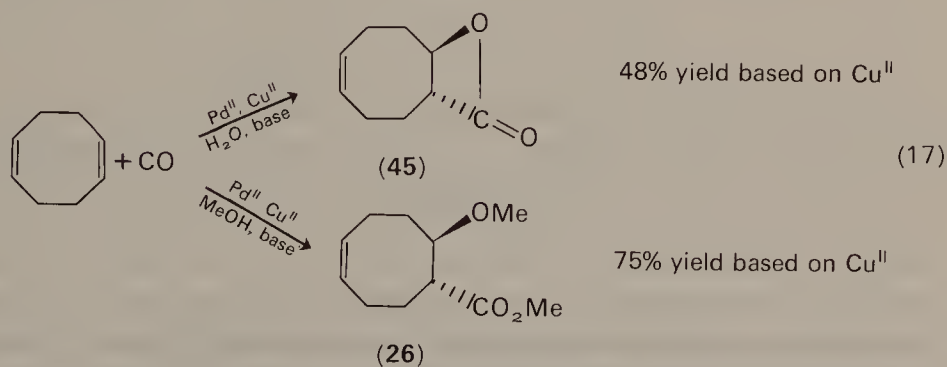




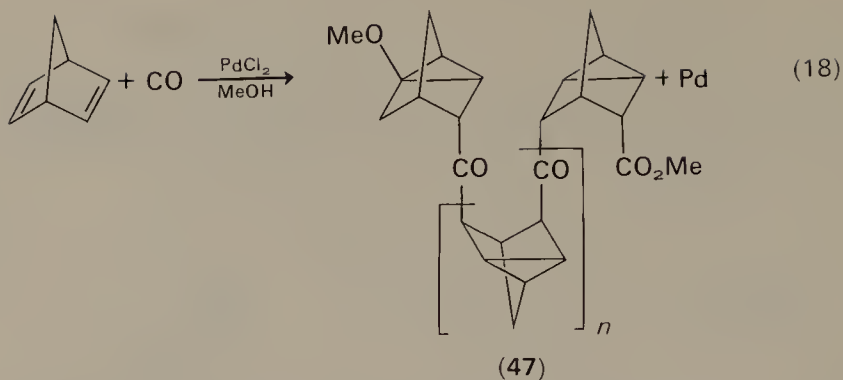
SCHEME 5.

3. Carbonylation of diolefins

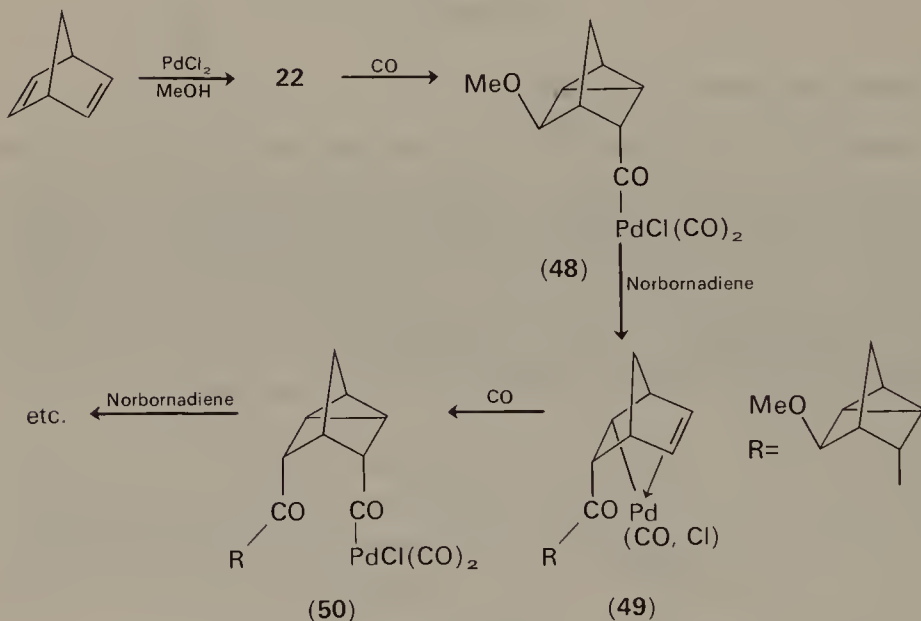
Carbonylation of diolefins without prior complex formation has been reported although the reaction mechanism, solvometallation of the diene complex followed by carbonyl insertion, is unchanged. Thus, the β -methoxy ester **26**⁷¹ and the lactone **45**⁷³ are obtained when 1,5-cyclooctadiene is allowed to react with carbon monoxide in the appropriate solvent in the presence of catalytic amounts of palladium(II) chloride and a copper(II) chloride reoxidant (equation 17).



The stoichiometric palladium(II) chloride catalysed carbonylation of either 1,5- or 1,3-cyclooctadiene in methanol gives the β -methoxy ester **26**¹¹³. A polymeric material, **47**, is produced in the carbonylation of norbornadiene in methanol¹¹⁴ (equation 18). The reaction mechanism



(Scheme 6) involves initial methoxypalladation to the σ -bonded enyl



SCHEME 6.

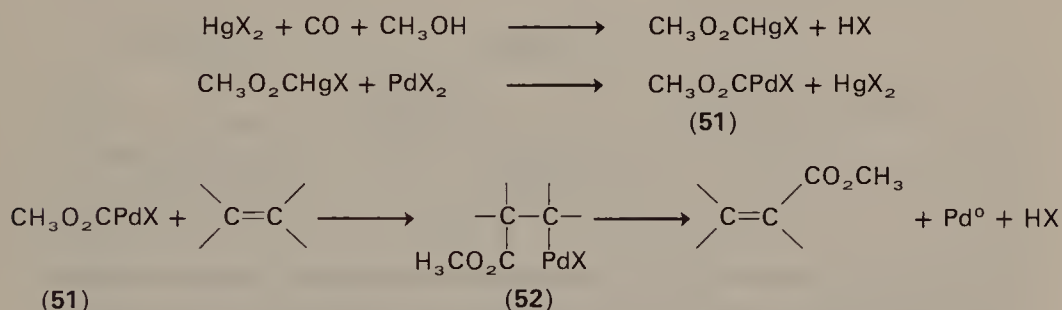
complex **22** followed by carbonylation which promotes the norbornene–nortricyclene rearrangement and forms acyl complex **48**. *Cis, endo* addition of the acylpalladium intermediate **48** to norbornadiene forms the σ -bonded enyl complex **49** which rearranges upon carbonylation to form the dimer of **50**. Polymerization continues in this manner. Chain termination takes place by solvolysis of an ensuing acyl–palladium bond, an unfavourable reaction under non-basic conditions.

B. Monoolefins

1. Transmetallation-carbonylation

The organometallic exchange reaction is a generally employed method for the generation of transition metal-carbon σ -bonds¹¹⁵. The formation of σ -bonded organopalladium complexes via palladium exchange with organomercurials has been used extensively in the arylation, alkylation and carbonylation of olefins^{54,116,117}.

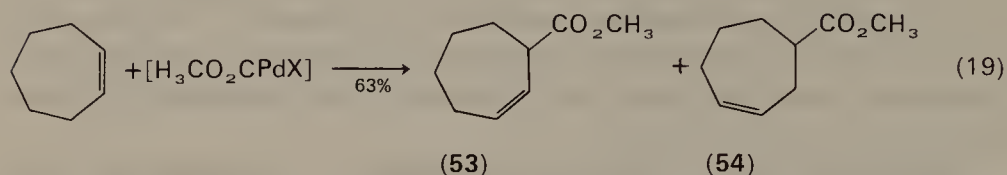
Carboalkoxylation of olefins in the presence of mercury(II) and palladium(II) salts forms α,β -unsaturated esters¹¹⁶. The reaction has been proposed to proceed via a highly reactive carboalkoxypalladium intermediate **51**, generated *in situ* by the transmetallation of the mercury salt, $\text{CH}_3\text{O}_2\text{CHgX}$. Addition of **51** to the olefin gives the intermediate palladium σ -bonded complex **52** (Scheme 7) which decomposes by palladium hydride elimination to the carboalkoxylated olefin product.



SCHEME 7.

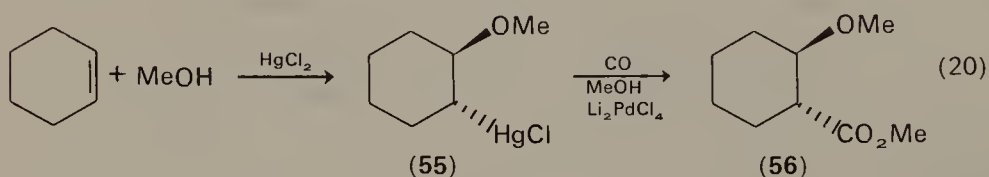
The direction of addition of palladium and the carboalkoxyl group to unsymmetrical olefins is governed by steric interactions rather than electronic effects^{54,117}. The carboalkoxyl group adds to the less substituted carbon atom of the double bond since the relatively long palladium-carbon bond and the square planar geometry about palladium combine to make palladium effectively the smallest part of the organometallic complex. Increasing substitution at the olefinic carbons decreases the reactivity of the olefin. Measurements of competitive reaction rates show the following order (decreasing reaction rates): ethylene > methyl acrylate > propylene > styrene > α -methylstyrene. This order of reactivity is not that expected for radical or ionic additions but is consistent with a concerted *cis* addition in which little charge is generated at carbon.

The carboalkoxylation of cyclic olefins provides mechanistic information in that the reaction with cycloheptene, for example, affords two rearranged products, **53** and **54** (equation 19). A *cis* palladium hydride

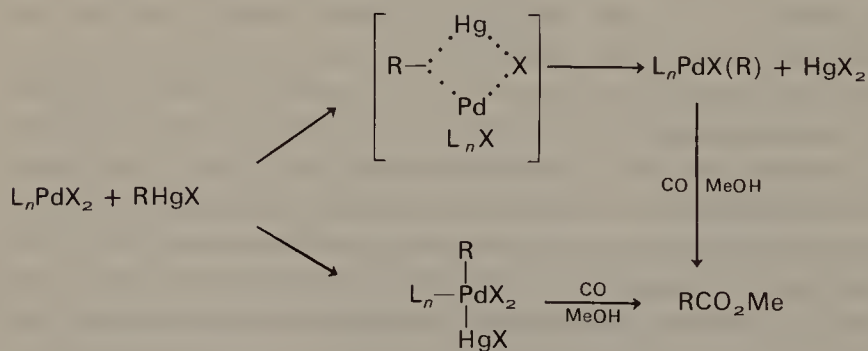


elimination–readdition mechanism is consistent with the absence of α,β -unsaturated ester product.

The alkylmercurial compound, **55**, formed by reaction of cyclohexene and mercuric chloride in methanol, has been carbonylated in the presence of a palladium(II) catalyst to afford *trans*- β -methoxy ester (**56**) in a low yield as the only isolated organic product¹¹⁸ (equation 20). These results

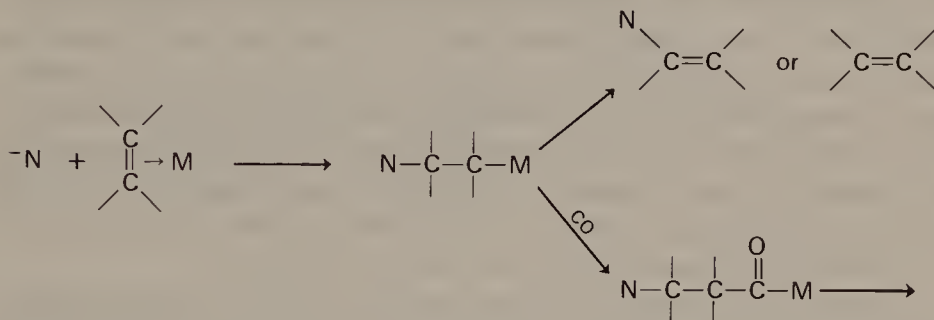


demonstrate that the exchange reaction of palladium for mercury occurs with predominant retention of configuration at carbon. The results are consistent either with a four-centre bimolecular exchange or an oxidative addition of the organomercurial to the palladium(II) species with retention of configuration at carbon (Scheme 8).



2. Solvometallation–carbonylation

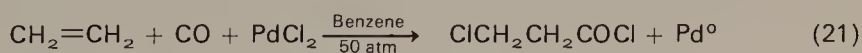
The reactions of nucleophiles with monoolefin–transition metal complexes is an important synthetic procedure^{119–121}. Whereas the nucleophilic addition to a diolefin complex produces a stable, σ -bonded enyl complex (Section III.A.1), the analogous σ -bonded complex from reaction of a monoolefin is generally unstable and decomposes because of the absence of chelation (Scheme 9). However, in the presence of



SCHEME 9.

carbon monoxide, this solvometallation intermediate can be trapped by carbon monoxide insertion. In general, the reaction of an olefin and carbon monoxide in a nucleophilic solvent, catalysed by a transition metal salt, can occur by either of two mechanistic pathways to afford solvometallation derivatives or derivatives of α,β -unsaturated acids and diacids. The relative amounts of each product are quite sensitive to reaction conditions (i.e., the nature of the solvent, olefin, catalyst, etc.). In these carbonylations, reduction of the metal takes place.

The carbonylation of ethylene in benzene, catalysed by palladium chloride, gives β -chloropropionyl chloride in a 41% yield based on palladium(II) (equation 21)^{122,123}. A variety of olefins can be carbonylated

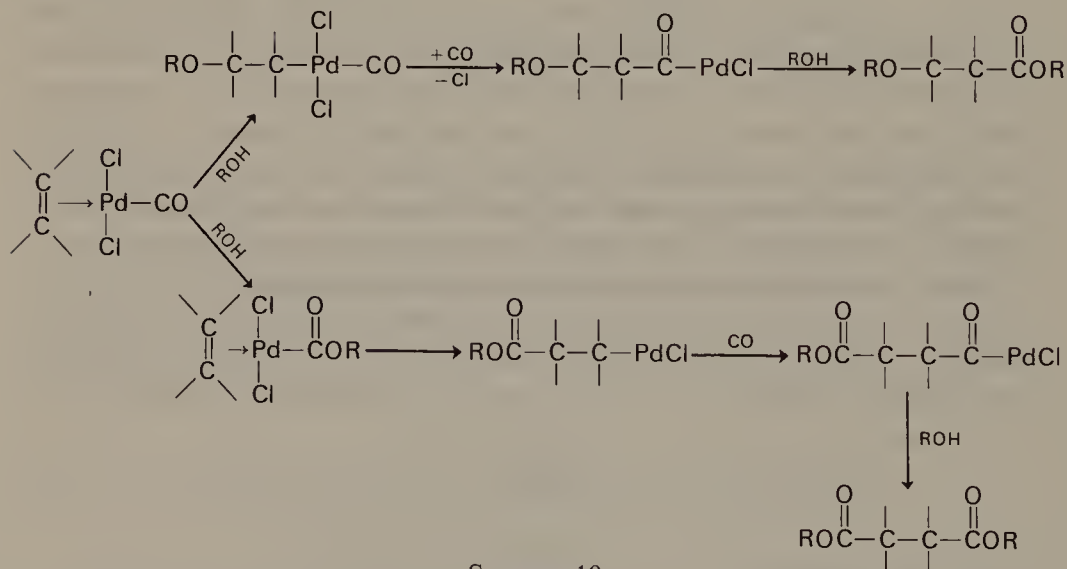


under these conditions to give β -chloroacid chlorides.

The carbonylation of olefins in alcohol solutions in the presence of stoichiometric amounts of palladium(II) chloride and mercury(II) chloride gives high yields (based on Pd^{II}) of β -alkoxy esters and diesters¹²⁴. The yields and products of the reaction are dependent upon the structure of the olefin. Carbonylation of 1-hexene gives predominantly the β -methoxy ester, methyl 3-methoxyheptanoate (72%), and a smaller amount (20%)

of the succinic ester, dimethyl 1,2-hexanedicarboxylate. Styrene yields mostly the succinic ester with smaller amounts of the α,β -unsaturated cinnamic ester; the relative amounts are dependent upon the reaction conditions. Cyclopentene yields 36% of the *cis*-1,2-diester and 43% of an unidentified diester, probably the *cis*-1,3-isomer. Although *trans*-3-hexene yields only the *dl*-diester, a product of *cis* addition, *cis*-3-hexene gives both *meso*- and *dl*-diesters as well as β -methoxy ester products. No olefin isomerization could be detected. These results can probably be explained, however, by considering that olefin *cis-trans* isomerization is taking place. Thus, both the *meso* and *dl* esters from *cis*-3-hexene are obtained from a mixture of the *cis*-3-hexene and its isomerization product, *trans*-3-hexene. Only *dl*-diester is detected in the carbonylation of *trans*-3-hexene, since the rate of *cis* carboxylation of *cis*-3-hexene, the isomerization product of *trans*-3-hexene, is relatively slow compared to the rate of addition to the *trans* olefin, and the olefin equilibrium favours the thermodynamically more stable *trans* isomer (*vide infra*).

The mechanism proposed for these reactions does not include the role of mercury (Scheme 10). Alkoxy ester is obtained from the alkoxy-palladation of the coordinated olefin followed by carbonylation of the

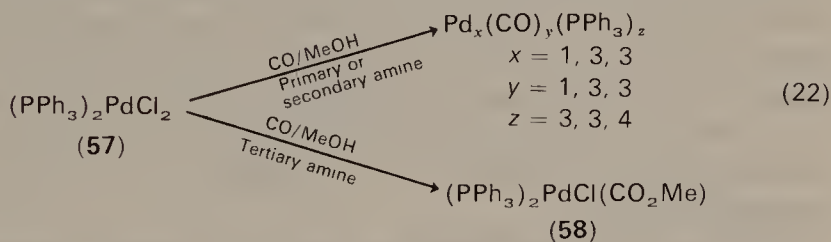


SCHEME 10.

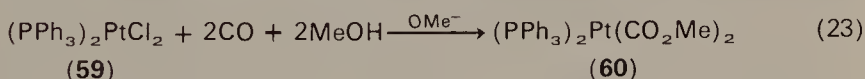
σ -bonded intermediate. The diester product is formed by addition of a carboalkoxypalladium species to the olefin followed by carbon monoxide insertion and solvolysis.

The carboalkoxypalladium adduct is formed through nucleophilic attack by alcohol at the coordinated carbonyl carbon of the palladium

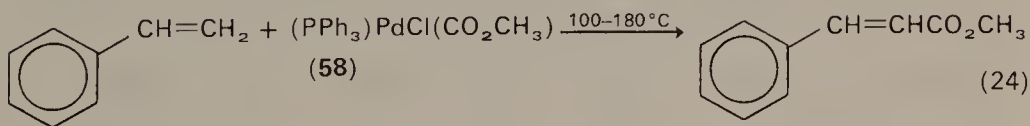
complex, and this reaction is a general method for the preparation of inorganic alkoxycarbonyl derivatives¹²⁵. Stable, isolable carboalkoxyl complexes can be prepared from metal salts containing 'stabilizing' phosphine ligands by the reaction of carbon monoxide and alcohol in the presence of a base. Carbonylation of dichlorobis(triphenylphosphine)-palladium(II) (**57**) in the presence of primary or secondary amines affords only palladium(0) carbonyl complexes, while the stable palladium carboxylate **58** is obtained in the presence of tertiary amines¹²⁶ (equation 22). A similar carbonylation of dichlorobis(triphenylphosphine)-



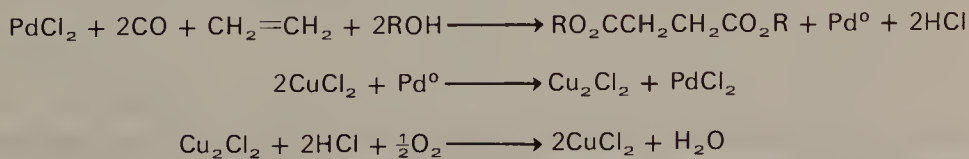
platinum(II) (**59**) catalysed by methoxide ion generates a stable platinum dicarboxylate **60**¹²⁷ (equation 23). As expected, the stable methoxy-



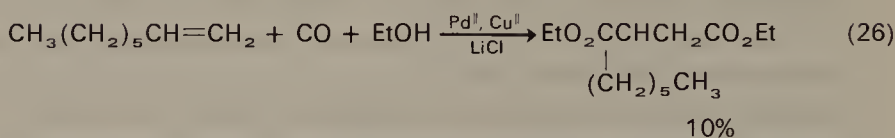
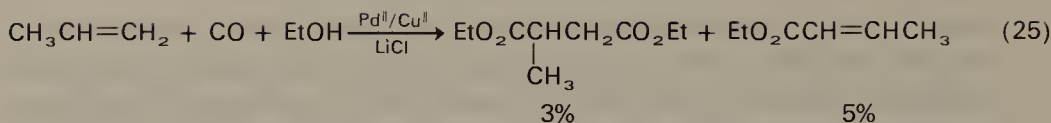
carbonyl complex **58** reacts at high temperatures (100–180°C) with olefins to form an unsaturated ester¹²⁸ (equation 24).



The synthesis of dialkyl succinates by carbonylation of olefins in the presence of a Pd^{II}/Cu^{II}/oxygen or a Pd^{II}/Fe^{III}/oxygen catalyst system proceeds according to the following reaction sequence (for copper)¹²⁹:

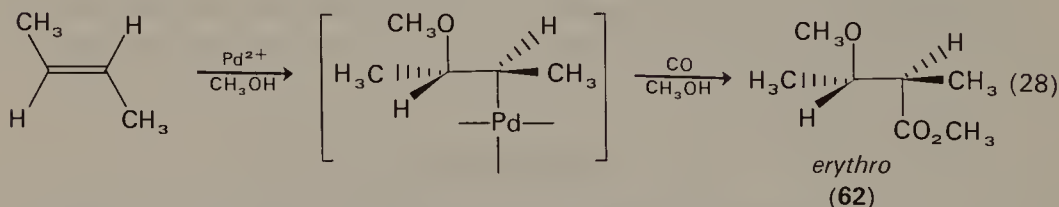
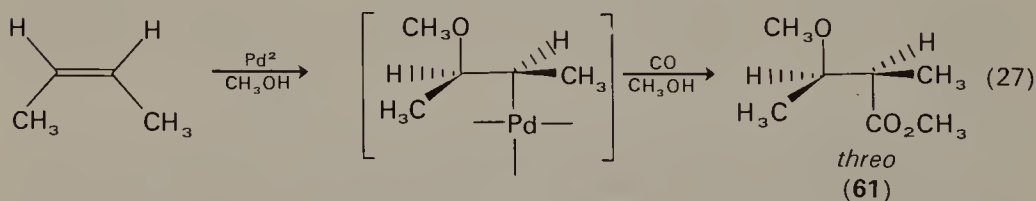


The reaction is carried out at 125–150°C with 600–700 psi of carbon monoxide and introduction of oxygen at 10–20 psi increments to give low yields of esters (equation 25, 26).



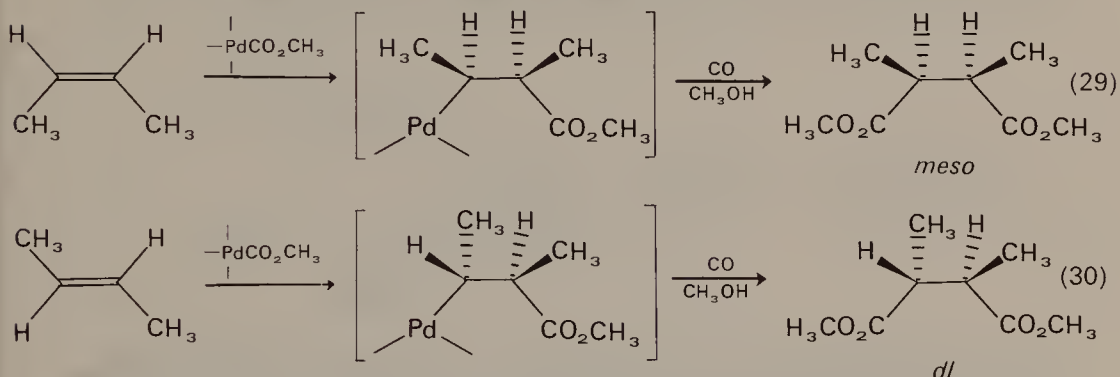
Water and acid inhibit the production of succinates while substantially increasing the yield of carbon dioxide, the chief by-product. Addition of small amounts of sodium acetate or pyridine increases succinate conversion slightly. The addition of water-scavenging trialkyl orthoformates increases the yield to greater than 90% in the case of ethylene. Succinic esters are also products from the carbonylation of olefins at higher temperatures and pressures in the presence of a PdCl_2 /alanine/ NiCl_2 catalytic system¹³⁰.

Olefin carbonylation reactions in methanol, utilizing catalytic amounts of PdCl_2 and stoichiometric quantities of a CuCl_2 reoxidant at room temperature and low carbon monoxide pressure, afford β -methoxy esters or succinic esters depending on the reaction conditions^{51,58,131}. Carbonylation of both *cis*- and *trans*-2-butene demonstrates that, as reported for chelating diolefins^{68,69}, methoxypalladation occurs stereospecifically *trans*. In the initial stages of the reaction, the *threo*- and *erythro*- β -methoxy esters, **61** and **62** respectively, are the exclusive products (equations 27 and 28). In the latter stages of the reaction, as the reaction mixture



becomes more acidic, *cis*-*trans* isomerization of the 2-butenes becomes increasingly important such that *trans* methoxypalladation of the *cis*-*trans* mixture yields both *erythro* and *threo* products. The acid-catalysed *cis*-*trans* isomerization reaction reaches equilibrium at 80% *trans*-20% *cis* in each case.

The effect of added base to this system is quite remarkable in that the course of the reaction is completely changed. Equimolar amounts (based on copper(II)) of sodium acetate effectively eliminates methoxy ester production and *cis-trans* isomerization. Dimethyl succinates are the exclusive products. Based upon the stereochemistry of the diester products a *cis* carbomethoxypalladation mechanism has been proposed (equations 29 and 30). The sodium acetate may enhance the formation of the carbomethoxypalladium intermediate by base catalysis^{126,127}. Also acetate



ion may be coordinated to palladium, thereby changing the structures of the intermediate complexes and thus their activity.

A faster rate of conversion of *cis*-2-butene to β -methoxy ester relative to *trans*-2-butene is consistent with a stereospecific *trans* methoxypalladation mechanism which requires formation of a more stable π -complex for the *cis* isomer¹⁹ and greater relief of steric repulsion in the transition state for the *trans* addition to the *cis* olefin (Figure 7). The

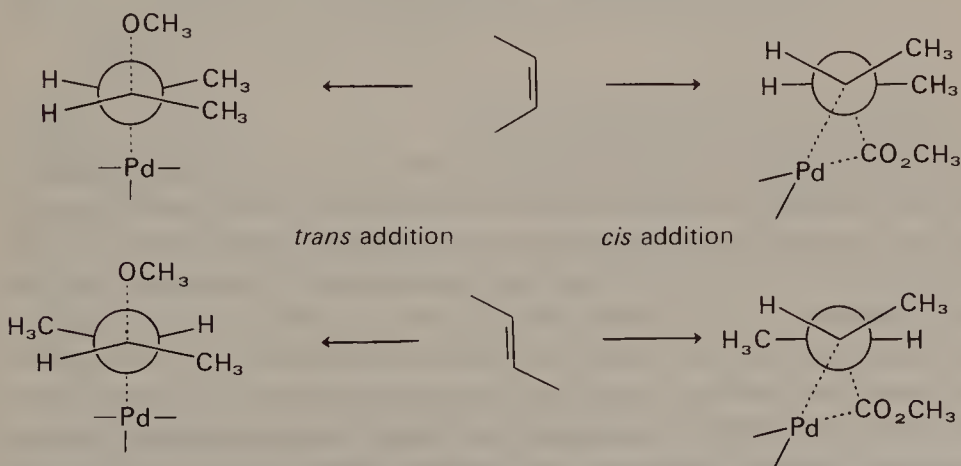
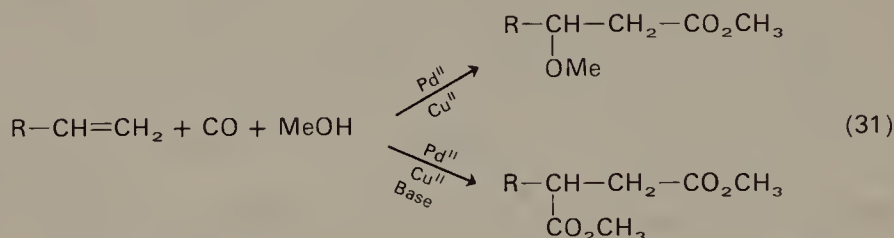


FIGURE 7. Structures of methoxy- and carbomethoxypalladation transition states for *cis*- and *trans*-2-butene.

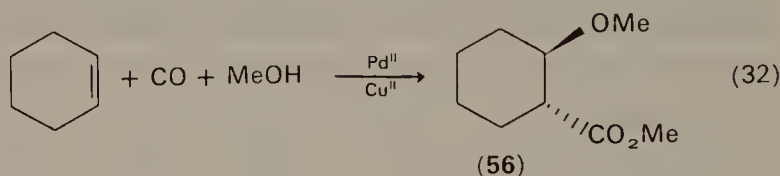
relative rates of diester formation are reversed, however, and *trans*-2-butene is more reactive than *cis*-2-butene. The rate of carbomethoxy-palladation is slower for *cis*-2-butene because *cis* addition of coordinated carboxylate ligand and palladium requires greater steric crowding than that observed for the *trans* isomer (Figure 7).

The utility of this reaction has been established by the carbonylation of various cyclic and acyclic olefins^{58,131}. While α -olefins are more reactive than the 2-butenes, analogous products, β -methoxy esters and diesters, are obtained (equation 31). Nearly quantitative yields (based on α -olefin)

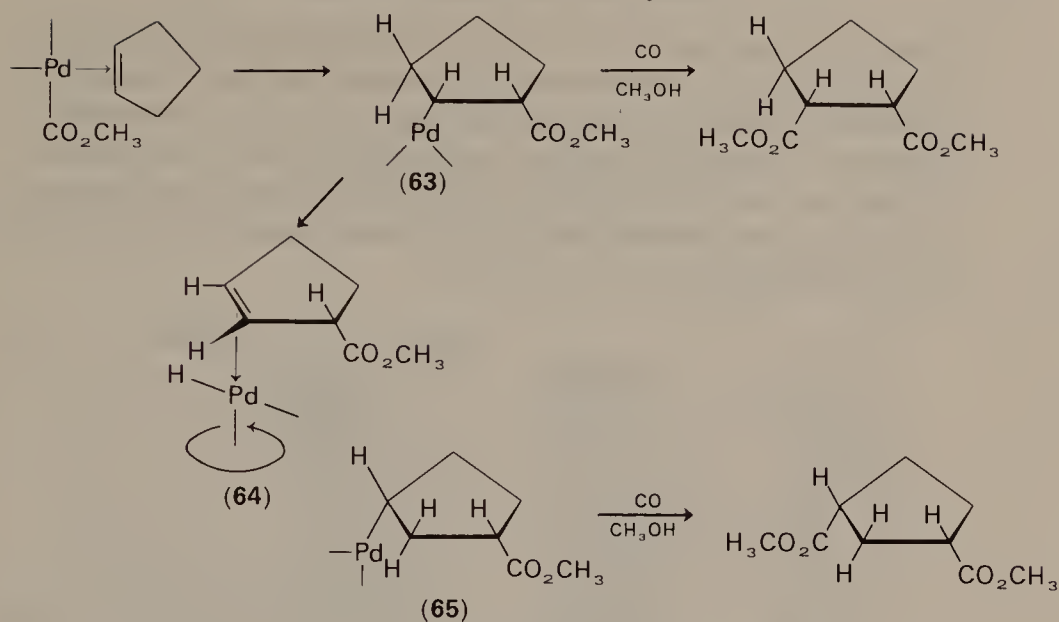


are realized when greater than equivalent amounts of copper(II) are added.

Carbonylation of cyclic olefins, however, either with or without added base, affords predominantly diester products. The exception is cyclohexene which gives a low yield (17%) of the *trans*- β -methoxy ester (**56**) in the absence of base (equation 32). In each case, the 1,2- and 1,3-cyclo-



alkanedicarboxylic esters obtained are the *cis* isomers. Product distributions and relative rates of reaction are consistent with *cis* addition of a carbomethoxypalladium intermediate to a double bond where the rate of the reaction is determined by the magnitude of the internal strain of the olefin (Scheme 11). The isomerization reaction (**63** \rightarrow **64** \rightarrow **65**) can be suppressed and the ratio of the 1,2- to the 1,3-diester can be increased by increasing the carbon monoxide pressure, effectively trapping intermediate **63** before rearrangement can occur. The addition of base or increasing the basic strength of the reaction medium decreases the ratio of 1,2- to 1,3-diester; palladium-catalysed straight chain olefin isomerization has been shown to require a basic co-catalyst¹³².



SCHEME 11.

The reaction of 2-, 3-, and 4-methyl-1-pentene affords β -methoxy ester products consistent with Markownikoff methoxypalladation (Table 3)¹³¹. Steric hindrance to nucleophilic attack of methanol decreases as the methyl substituent becomes increasingly remote from the reactive olefinic carbons.

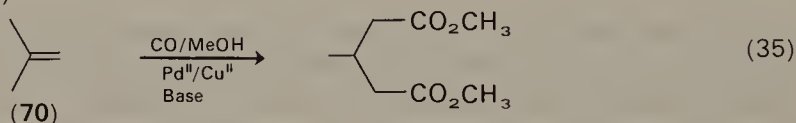
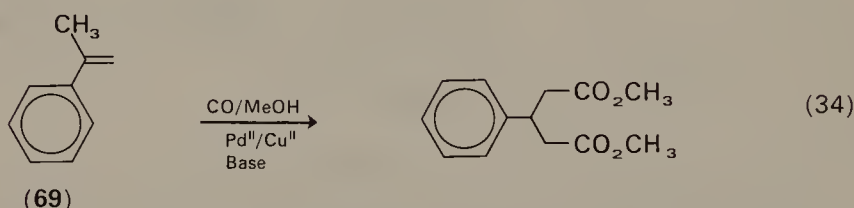
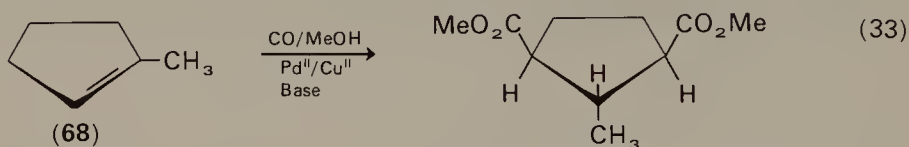
TABLE 3.¹³¹ Carbonylation of methyl-substituted 1-olefins^a

Olefin	Yield (%)	Product
2-Methyl-1-pentene	2	CH ₃ CH ₂ CH ₂ C(CH ₃)(OCH ₃)CH ₂ CO ₂ CH ₃
3-Methyl-1-pentene	50	CH ₃ CH ₂ CH(CH ₃)CH(OCH ₃)CH ₂ CO ₂ CH ₃
4-Methyl-1-pentene	57	(CH ₃) ₂ CHCH ₂ CH(OCH ₃)CH ₂ CO ₂ CH ₃

^a Reaction conditions: 25 mmol olefin, 1.4 mmol PdCl₂, 50 mmol CuCl₂ and 37.5 ml of methanol at 3 atm carbon monoxide and room temperature.

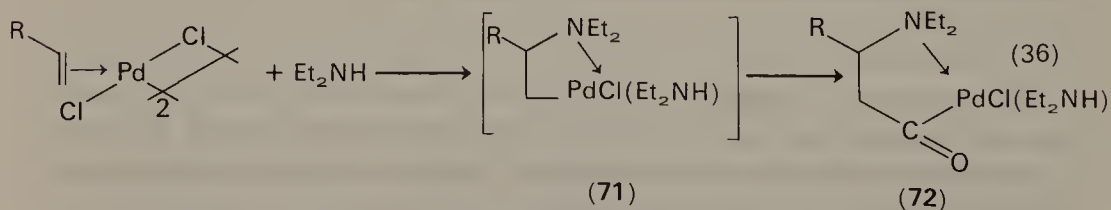
The reaction of these isomeric olefins in basic media, however, gives several diesters as a result of rearrangement reactions (Table 4). The mechanism for the reaction of 3-methyl-1-pentene is illustrated in Scheme 12. The products and product ratios are consistent with the following observations:

- (i) The rate of the hydride abstraction rearrangement process is faster than the rate of carbonylation of a tertiary carbon σ -bonded to palladium. Therefore, no succinic ester product is obtained by reaction of 2-methyl-1-pentene, and carbonylation of intermediate **67** does not take place. Thus, dimethyl glutarates are the exclusive products upon carbonylation of the methyl-substituted olefins **68**, **69** and **70** (equations 33, 34 and 35).



- (ii) Hydride abstraction from the most highly substituted carbon atom adjacent to a palladium-carbon σ -bond is favoured. Facile abstraction of a tertiary hydrogen is the driving force for palladium migration from the initial σ -bonded complex **66** and therefore accounts for the rearranged diesters from carbonylation of 3-methyl-1-pentene.

The reaction of olefin-palladium(II) complexes with amines gives unstable σ -bonded palladium complexes as a result of addition of the amine and palladium across the double bond^{59,93,133}. Treatment of **71**, however, with carbon monoxide yields a stable acylpalladium(II) complex **72**¹³⁴ (equation 36). The stability of **72** is attributed to the chelating ability



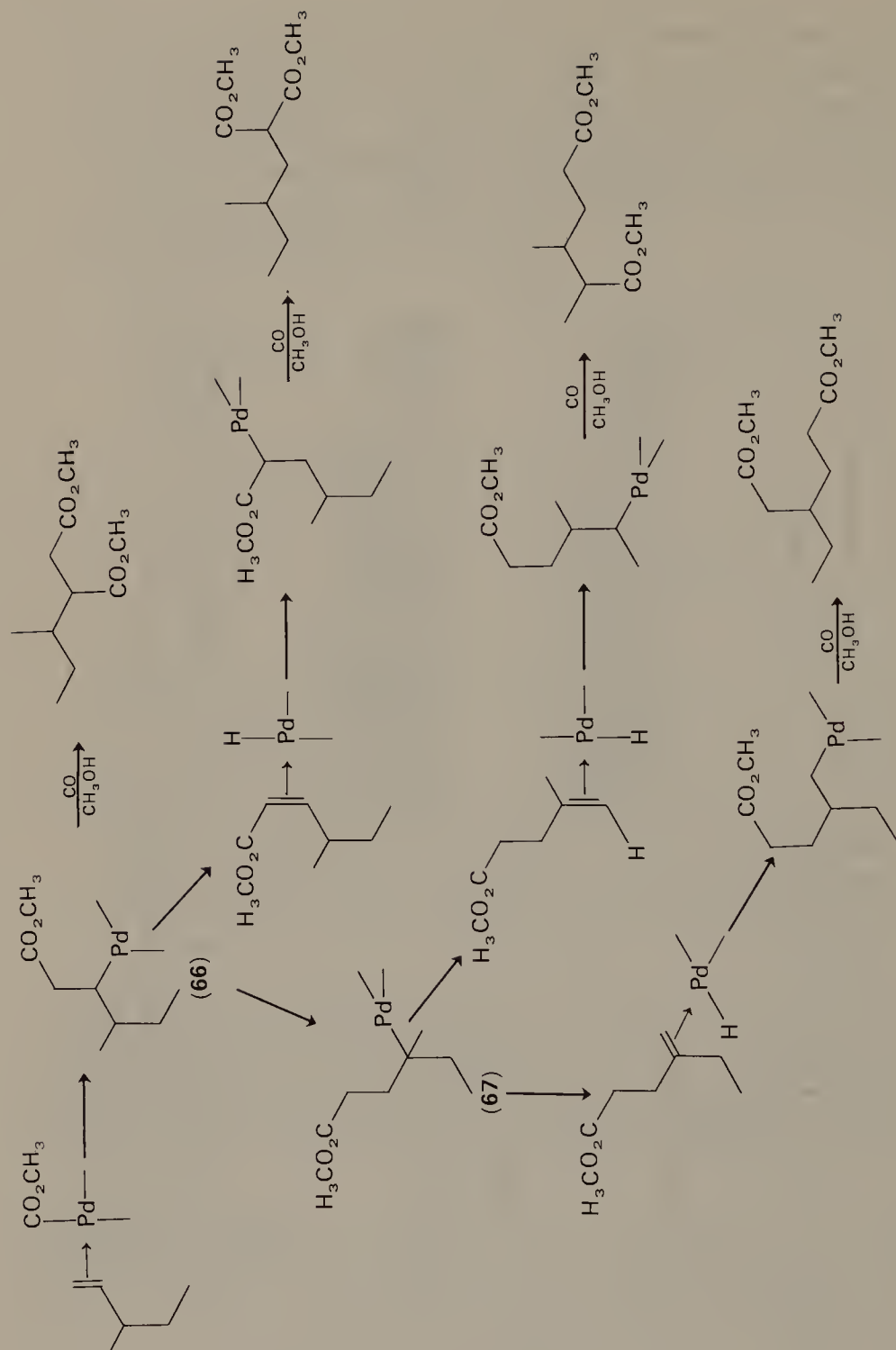
of the acyl-amino ligand and the ring size of the metallocycle.

TABLE 4¹³¹. Carbonylation of isomeric 1-olefins in the presence of base^a

Olefin	Yield (%)	Product (Ratio)
$\begin{array}{c} \text{CH}_3 \\ \\ \text{CH}_3\text{CH}_2\text{CH}_2\text{C}=\text{CH}_2 \end{array}$	37	$\begin{array}{l} \text{CH}_3\text{CH}_2\text{CH}(\text{CO}_2\text{CH}_3)\text{CH}(\text{CH}_3)\text{CH}_2\text{CO}_2\text{CH}^b \\ \text{CH}_3\text{CH}(\text{CO}_2\text{CH}_3)\text{CH}_2\text{CH}(\text{CH}_3)\text{CH}_2\text{CO}_2\text{CH}_3^b \\ \text{CH}_3\text{CH}_2\text{CH}_2\text{CH}(\text{CH}_2\text{CO}_2\text{CH}_3)\text{CH}_2\text{CO}_2\text{CH}_3 \\ \text{CH}_3\text{CH}_2\text{CH}_2\text{CH}(\text{CH}_3)\text{CH}(\text{CO}_2\text{CH}_3)_2 \\ \text{CH}_3\text{CH}_2\text{CH}_2\text{C}(\text{CH}_3)=\text{CHCO}_2\text{CH}_3 \end{array}$ <p>(5) (3) (2) (1) (1)</p>
$\begin{array}{c} \text{CH}_3 \\ \\ \text{CH}_3\text{CH}_2\text{CHCH}=\text{CH}_2 \end{array}$	39	$\begin{array}{l} \text{CH}_3\text{CH}_2\text{CH}(\text{CH}_3)\text{CH}(\text{CO}_2\text{CH}_3)\text{CH}_2\text{CO}_2\text{CH}_3^b \\ \text{CH}_3\text{CH}(\text{CO}_2\text{CH}_3)\text{CH}(\text{CH}_3)\text{CH}_2\text{CH}_2\text{CO}_2\text{CH}_3^b \\ \text{CH}_3\text{CH}_2\text{CH}(\text{CH}_2\text{CO}_2\text{CH}_3)\text{CH}_2\text{CH}_2\text{CO}_2\text{CH}_3 \\ \text{CH}_3\text{CH}_2\text{CH}(\text{CH}_3)\text{CH}_2\text{CH}(\text{CO}_2\text{CH}_3)_2 \\ \text{CH}_3\text{CH}_2\text{CH}(\text{CH}_3)\text{CH}=\text{CHCO}_2\text{CH}_3 \end{array}$ <p>(14) (10) (3) (1) (2)</p>
$\begin{array}{c} \text{CH}_3 \\ \\ \text{CH}_3\text{CHCH}_2\text{CH}=\text{CH}_2 \end{array}$	69	$\text{CH}_3\text{CH}(\text{CH}_3)\text{CH}_2\text{CH}(\text{CO}_2\text{CH}_3)\text{CH}_2\text{CO}_2\text{CH}_3$

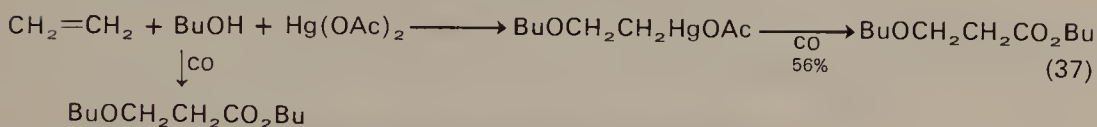
^a Reaction conditions: 25 mmol olefin, 1.4 mmol PdCl₂, 100 mmol CuCl₂, 100 mmol NaOAc and 75 ml methanol at 3 atm carbon monoxide pressure and room temperature.

^b Diastereomeric mixture.

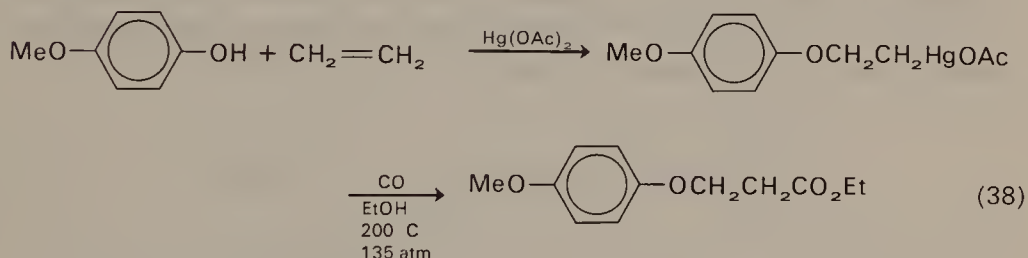


SCHEME 12.

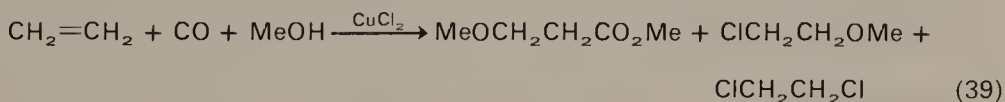
The carbonylation of products obtained from the alkoxymercuration of olefins also gives β -alkoxy esters. The reaction of ethylene with various aliphatic alcohols¹³⁵ generates a σ -bonded alkylmercurial which reacts with carbon monoxide at 100 atm and 200°C to yield the appropriate β -alkoxy ester (equation 37). The one-step carbonylation of ethylene in



alcohol in the presence of the mercury salt affords low yields of alkoxy ester, however, because of preferential formation of carboalkoxymercury complexes which are unreactive toward the olefin. Carbonylation of 4-substituted phenoxymercuration derivatives of ethylene gives a low yield of ester¹³⁶ (equation 38).



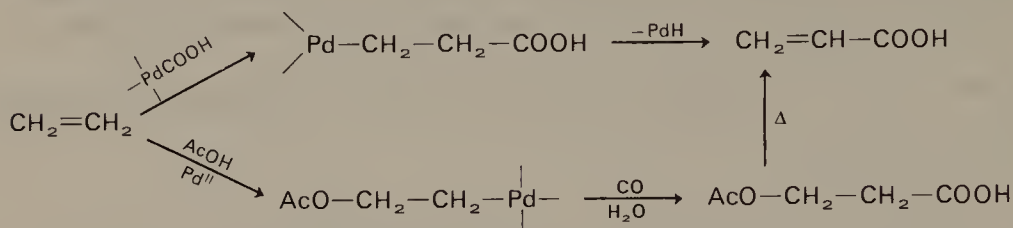
Ethylene has similarly been carbonylated in methanol at high temperatures and pressures in the presence of CuCl_2 to afford methyl 3-methoxypropionate and varying amounts of 1-chloro-2-methoxyethane and 1,2-dichloroethane¹⁷³ (equation 39). The yields of β -methoxy ester are



30–60% based on copper, and optimum conditions are achieved at 170°C with a $\text{CO}/\text{C}_2\text{H}_4$ ratio of 1.56. Copper(II) is reduced to copper(I) and copper(0) during the course of the reaction.

The synthesis of acrylic acid and its derivatives by the carbonylation of olefins in acetic acid is a potential industrial process^{138,139}. The catalyst system frequently employed is palladium(II) chloride and a copper(II) or iron(III) chloride reoxidant^{140–149}, although other catalysts have been developed^{150–152}. The reaction of ethylene affords two products, acrylic acid and β -acetoxypionic acid, which can be pyrolysed to

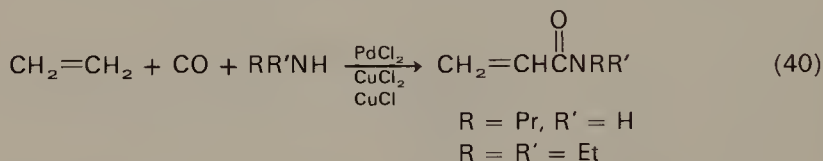
acrylic acid. The unsaturated acid is formed by the addition of a carboxy-palladium intermediate to the olefin followed by β -hydride elimination¹³⁸ (Scheme 13). Yields and product ratios are very sensitive to reaction



SCHEME 13.

conditions such as temperature, pressure, solvent systems, catalyst ratios, added drying agents, etc.¹³⁸.

Acrylic esters may be obtained from the reaction of olefins in alcohol^{150,153} or aldehyde¹⁵⁴ solvents. Carbonylation of ethylene in the presence of amines produces acrylamides¹⁵⁵ (equation 40).



IV. HYDROCARBONYLATION

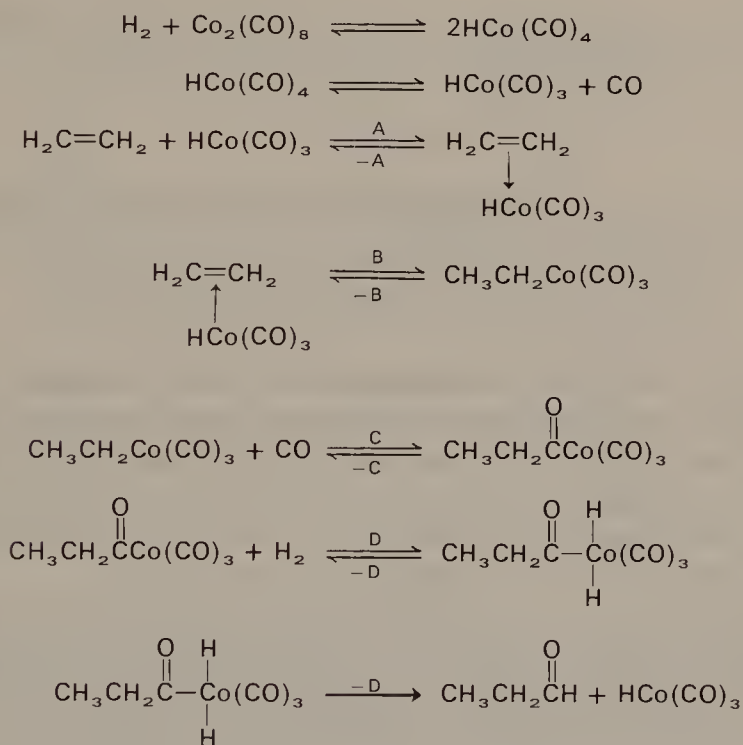
A. Hydroformylation

1. Introduction

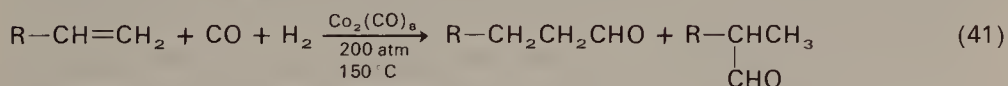
The 'oxo' or hydroformylation reaction, the details of which were first disclosed in 1948¹⁵⁶, involves the reaction of an olefin, carbon monoxide, and hydrogen in the presence of a cobalt carbonyl catalyst to produce aldehydes. This was the first homogeneous, transition metal catalysed reaction to become commercially important and thereby provided impetus to the rapid development of the field of homogeneous catalysis. Thus, hydroformylation has been the subject of frequent reviews¹⁵⁷⁻¹⁶⁷, and therefore, only a brief summary of the salient features of this important reaction will be considered in this section.

2. Mechanism and catalysts

The generally accepted mechanism^{158,166} of the 'oxo' reaction for the production of aldehydes involves the following organometallic transformations as shown for ethylene (see Section II).



The hydroformylation of terminal olefins yields predominantly two aldehyde products (equation 41) and small amounts of products of internal rearrangement. Recently, a mechanism for the hydroformylation



of olefins in the presence of stoichiometric quantities of $\text{HCo}(\text{CO})_4$ has been proposed¹⁶⁶ which accounts for the direction of addition and the distribution of products observed for this reaction (Figure 8). The first step of the reaction, π -complexation is followed by reversible metal hydride addition. The anti-Markownikoff addition (**73** \rightarrow **74**) is favoured for steric reasons but significant amounts of the Markownikoff addition product (**73** \rightarrow **75**) can be formed. When the nucleophilic group is considerably larger than hydride, anti-Markownikoff addition may occur

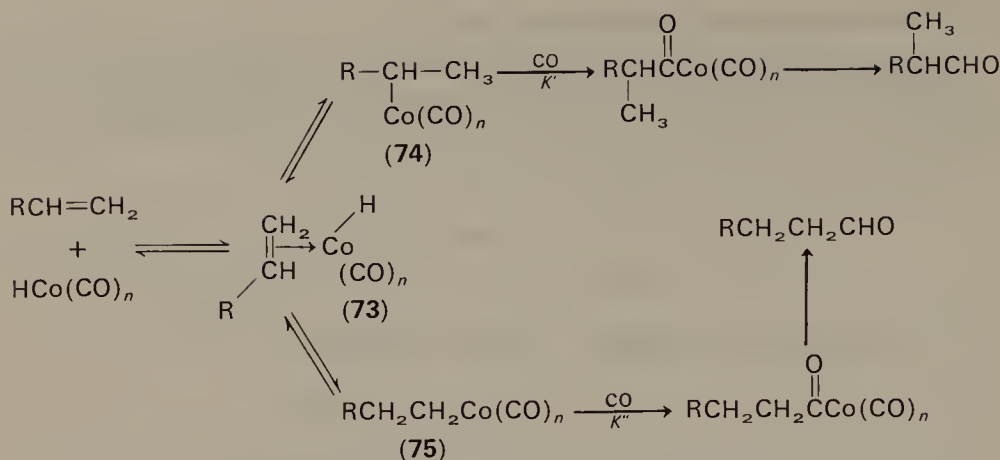


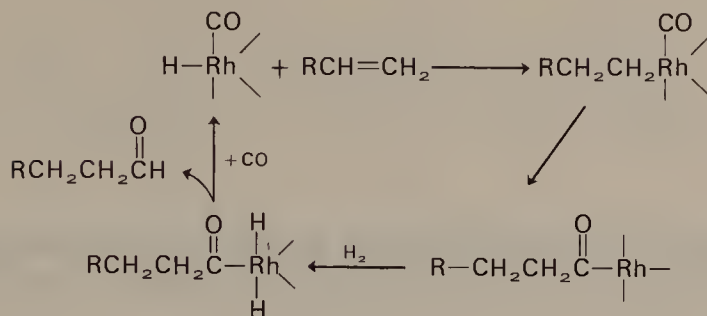
FIGURE 8. Stoichiometric hydroformylation mechanism.

exclusively⁵⁴. The rate of the subsequent step, carbon monoxide insertion into the alkyl-metal bond, might be expected for steric reasons to decrease with alkyl substitution on the carbon bearing the palladium in the order primary > secondary > tertiary (i.e., $K'' > K'$). Any condition which alters the isomerization equilibrium ($74 \rightleftharpoons 73 \rightleftharpoons 75$) or the relative rates of carbonylation (K' vs. K'') influences the isomer ratios.

Catalysts other than $\text{Co}_2(\text{CO})_8$ have been developed for the hydroformylation reaction in efforts to obtain systems which produce predominantly *n*-isomers and proceed under less vigorous conditions. Cobalt carbonyl catalysts modified by organophosphine ligands increase the catalytic activity of the metal at reduced temperatures and pressures, and the products from these reactions are generally *n*-alcohols¹⁶⁸⁻¹⁷². The addition of the phosphine ligands increase the hydrogenation activity of the catalyst while the larger steric requirements of the bulky phosphine ligand(s) increases K'' with respect to K' accounting for the preferred production of *n*-alcohols.

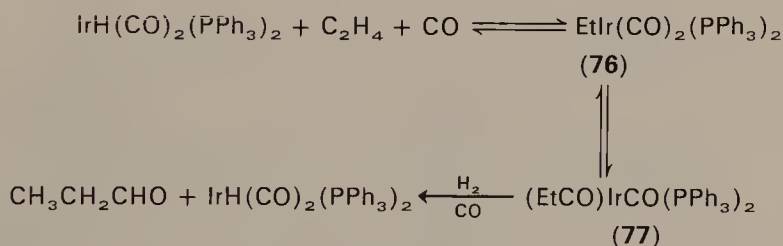
A variety of rhodium carbonyl¹⁷³⁻¹⁷⁵ and phosphine¹⁷⁶⁻¹⁸⁵ complexes are also hydroformylation catalysts. The reaction conditions are typically mild, (90–110°C and 10–50 atm) and high selectivity to *n*-aldehydes is observed. The mechanism of the $\text{HRh(CO)}_2(\text{PPh}_3)_2$ -catalysed olefin hydroformylation is similar to the cobalt-catalysed reaction, involving the sequential rhodium hydride addition, carbonyl insertion, and hydrogenolysis steps (Scheme 14)^{181,186}.

Iridium complexes generally exhibit lower reaction rate and increased olefin hydrogenation as compared to corresponding rhodium and cobalt systems¹⁸⁷. In a study of the reaction of $\text{IrH(CO)}_2(\text{PPh}_3)_2$ with carbon



SCHEME 14.

monoxide and ethylene, intermediates **76** and **77** were isolated¹⁸⁸ (Scheme 15). The hydrogenation of acyl complex **77** occurs slowly and is inhibited



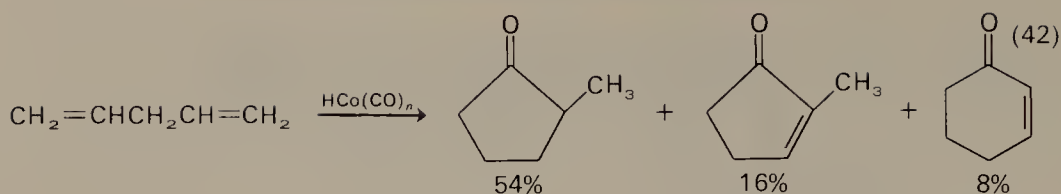
SCHEME 15.

by high carbon monoxide pressure, indicating that oxidative addition of hydrogen occurs after dissociation of a carbonyl ligand. The reaction **76** \rightarrow **77** is favoured at low temperatures and at high ethylene concentrations. The alkyl-acyl rearrangement is therefore promoted by the coordination of another ligand.

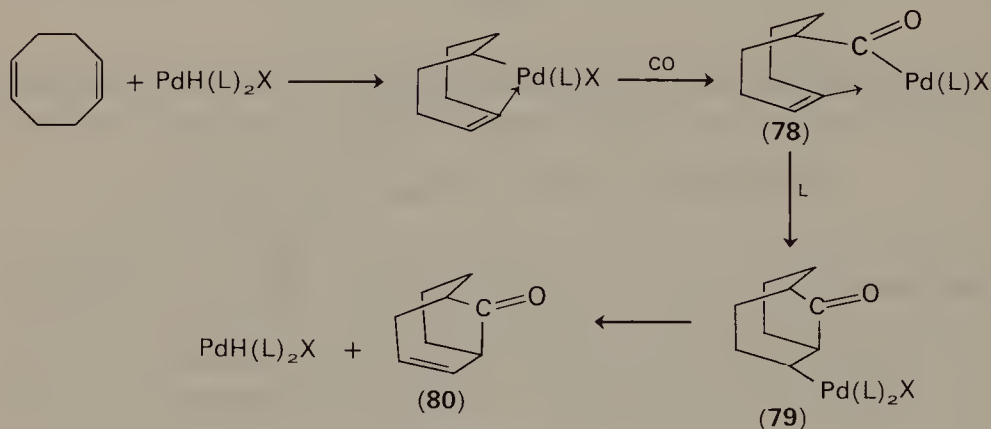
In addition, iron^{189–191} and ruthenium^{192–194} derivatives are hydroformylation catalysts. Hydroformylation by heterogeneous catalysis has been carried out in which either vapour phase or liquid phase reactions are employed in the presence of transition metal catalysts bound to polymer backbones^{195–197} or deposited upon solid supports^{198–201}.

3. Carbonylation with hydroformylation catalysts

The hydroformylation reaction may also be used to synthesize carbonyl compounds other than aldehydes. Hydroformylation of ethylene in the presence of cobalt carbonyl catalysts produces ketones as the major products²⁰². 2-Pentanone is synthesized from ethylene and carbon monoxide at high temperatures and pressures utilizing cobalt²⁰³, rhodium²⁰⁴, and palladium²⁰⁵ catalysts. Hydrocarbonylation of linear diolefins yields cyclic ketones^{206,207} (equation 42). Similarly, the hydro-

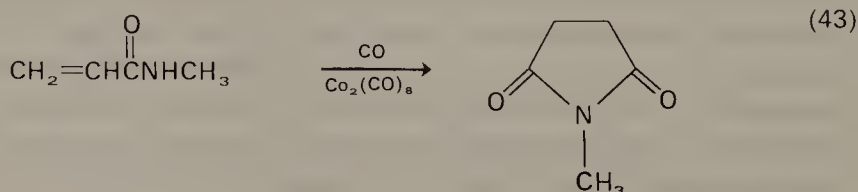


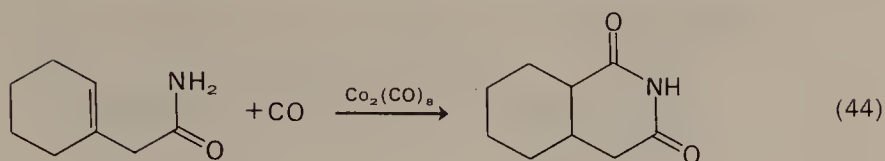
carbonylation of 1,5-cyclooctadiene in the presence of a palladium phosphine catalyst gives the bicyclic ketone **83**^{208,209} (Scheme 16).



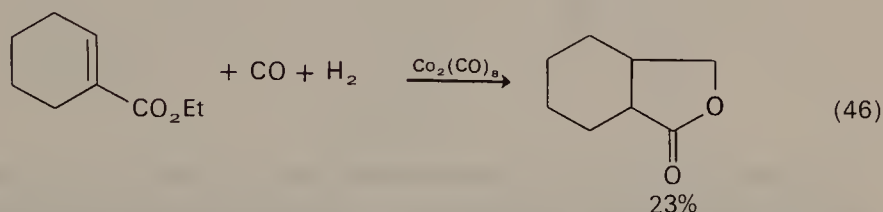
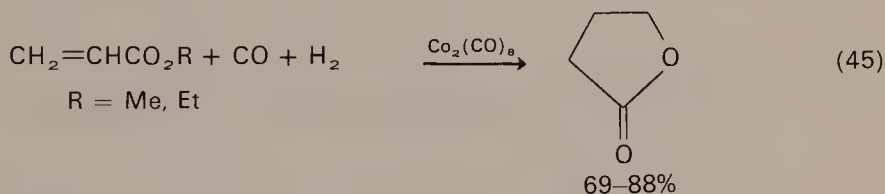
The proposed mechanism requires palladium hydride addition followed by carbon monoxide insertion to produce the acyl complex **78**. Subsequent *cis* addition of the acylpalladium intermediate to the remaining double bond, followed by palladium hydride elimination from the resulting alkyl complex **79**, yields **80**.

When the reacting olefin contains an appropriate nucleophilic substituent, intramolecular lysis of the metal–acyl bond may occur to produce cyclic carboxylic acid derivatives. The hydroformylation of α,β -unsaturated amides takes place with cyclization, as illustrated by the reaction of *N*-methylacrylamide²¹⁰ (equation 43). Bicyclic imides are also prepared in this manner²¹¹ (equation 44).

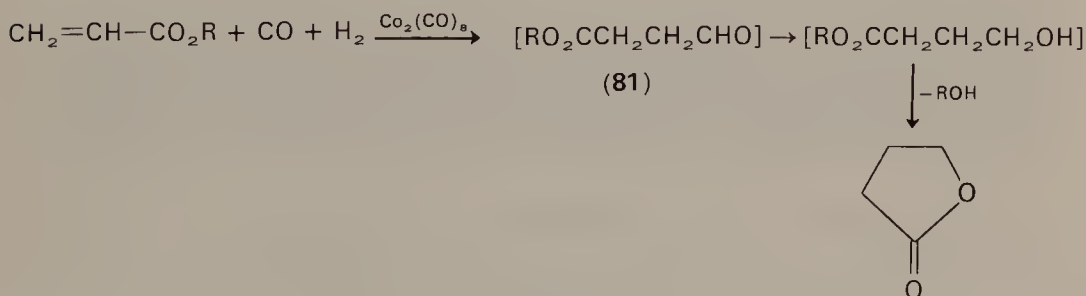




Unsaturated esters react under hydroformylation conditions to give lactones²¹² (equation 45, 46). The mechanism for the formation of cyclic

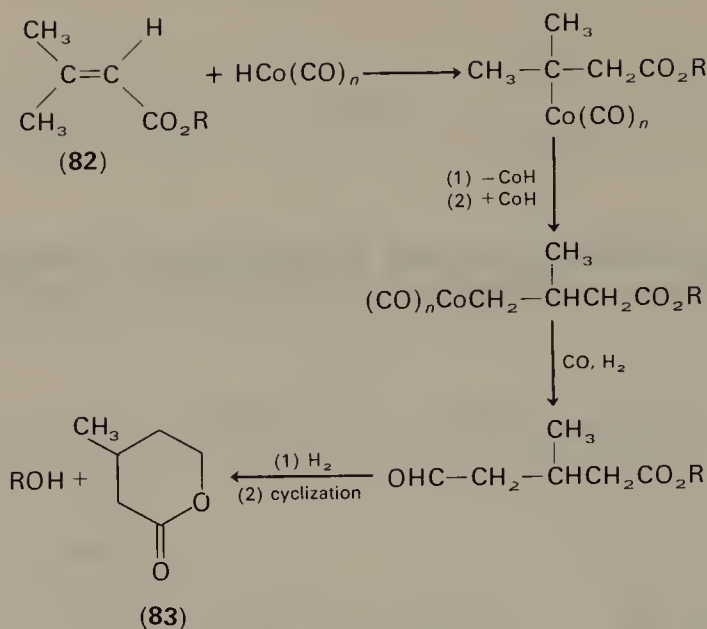


esters requires initial hydroformylation of the olefinic group to yield the 3-formyl ester **81**, which undergoes hydrogenation followed by transesterification to the lactone (Scheme 17).



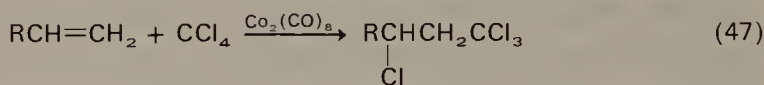
SCHEME 17.

The reaction of methyl 3-methyl-2-butenate (**82**) does not afford a γ -lactone product, however, since this transformation would require carbonylation of a tertiary carbon. Instead, rearrangement is observed and δ -valerolactone (**83**) is the major product (Scheme 18).

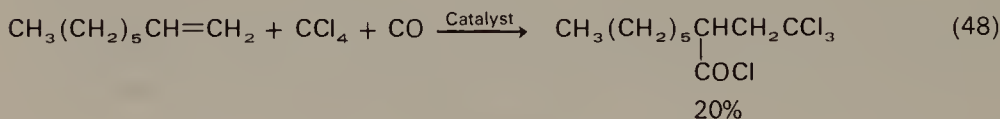


SCHEME 18.

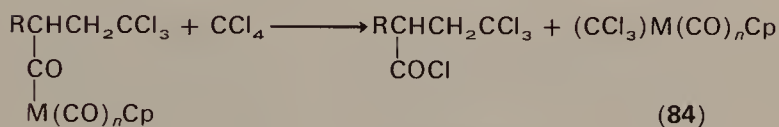
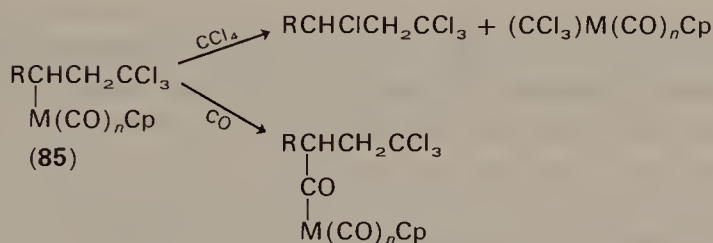
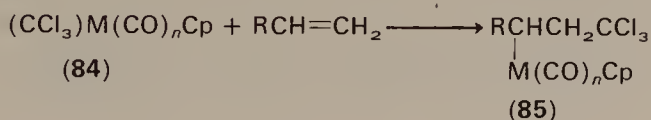
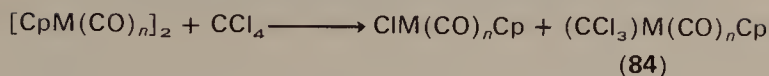
The reaction of carbon tetrachloride and an olefin in the presence of $\text{Co}_2(\text{CO})_8$ at 160–180°C takes place by the addition of the elements of Cl and CCl_3 across the double bond²¹³ (equation 47). When the reaction



is carried out using $\text{Co}_2(\text{CO})_8$, $[\text{CpFe}(\text{CO})_2]_2$ or $[\text{CpMo}(\text{CO})_3]_2$ (Cp = cyclopentadiene) and carbon monoxide, β -trichloromethyl acid chlorides are the major products (equation 48). Selective formation of the anti-



Markownikoff addition product and lack of inhibition by radical scavengers support the mechanism requiring the addition of $\text{Cl}_3\text{C}-\text{M}$ to the double bond (Scheme 19). The reaction of CCl_4 with the dinuclear carbonyl catalyst generates the active trichloromethyl complex **84** which undergoes anti-Markownikoff addition across the olefin to generate the

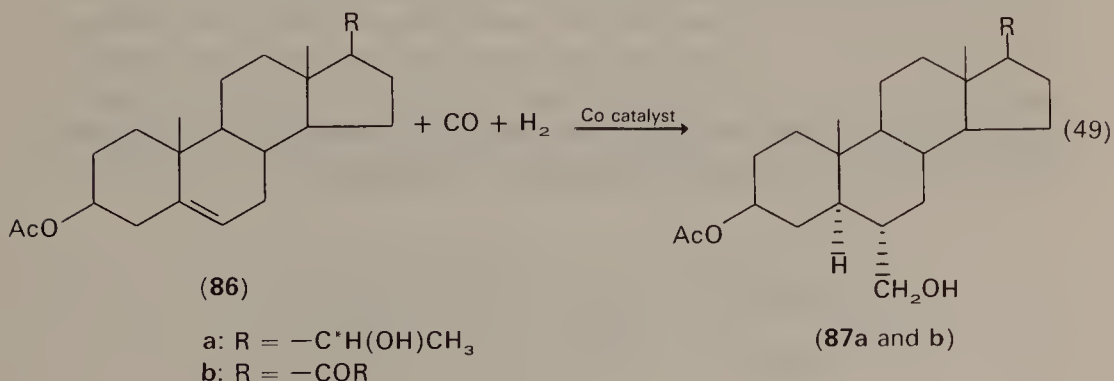


SCHEME 19.

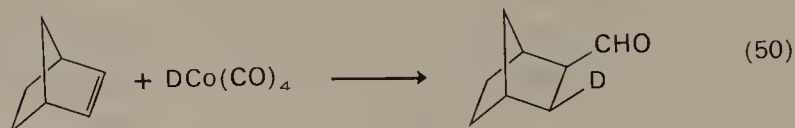
alkyl complex **85**. Reaction of **85** with either CCl_4 or CO followed by CCl_4 affords β -trichloromethyl chloride or acyl chloride, respectively, with regeneration of the active complex **84**.

4. Stereochemistry and asymmetric induction

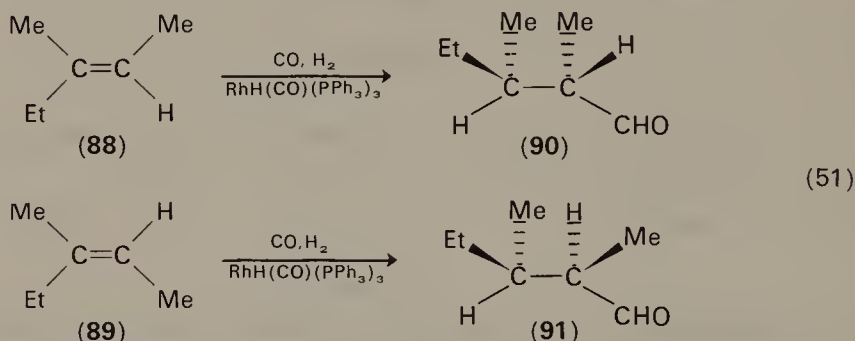
The stereochemistry of addition of H and CO across the double bond of an olefin is *cis* for both cobalt^{214–217} and rhodium⁵³ catalysts. Hydroformylation of steroids **86a** and **b** stereospecifically produces the *cis* addition hydroxymethyl derivatives **87a** and **b**, respectively, in the presence of a cobalt catalyst^{214,215} (equation 49). Similarly, *cis* deuterio-



formylation of norbornene takes place exclusively²¹⁷ (equation 50).

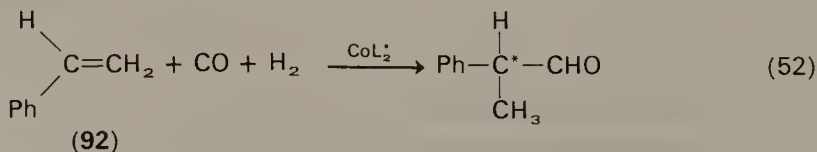


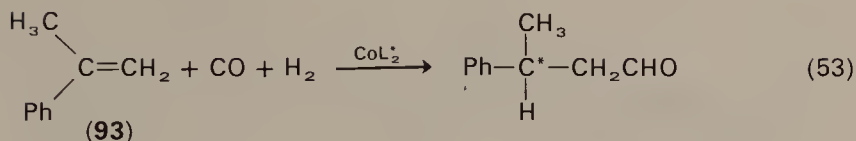
Cis hydroformylation of (*E*)-(88)- and (*Z*)-3-methyl-2-pentene (89) in the presence of the rhodium catalyst, $\text{RhH(CO)(PPh}_3)_3$, affords *threo*-(90)- and *erythro*-2,3-dimethylpentanal (91) respectively⁵³ (equation 51).



Thus, initial *cis* addition of the metal hydride complex to the olefin followed by carbon monoxide insertion with retention of configuration at carbon takes place. It is this high stereochemical selectivity in hydroformylation that is the key to asymmetric induction when these reactions are catalysed by transition metals containing chiral ligands. Most asymmetric syntheses utilizing organo-transition metal complexes containing chiral ligands have involved hydrogenation of carbon-carbon double bonds and carbonyl functions²¹⁸⁻²²³. The method has been applied to olefin carbonylation reactions only sparingly, however.

In the first reported syntheses employing this technique^{224,225}, the hydroformylation of styrene (92) and α -methylstyrene (93) in the presence of CoL_2^* [$\text{L}^* = (S)\text{-(+)-}\alpha\text{-methylbenzylsalicylaldimine (94)}$] afforded (*S*)-2-phenylpropanal and (*S*)-3-phenylbutanal in 0.1–2.9% optical purity (equations 52, 53). Hydroformylation of 92 and 93 catalysed by $\text{Co}_2(\text{CO})_8$ in the presence of 94 produced equally low optical yields.

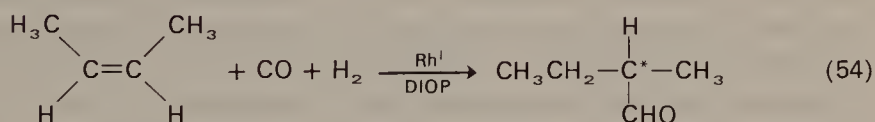




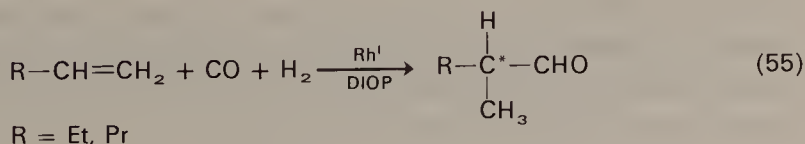
In the presence of $\text{RhCl}(\text{CO})\text{L}^*$ [$\text{L}^* = \text{neomenthylphenylphosphine}$ (95)] hydroformylations of styrene, α -ethylstyrene, and phenyl vinyl ether give low optical yields (0.3–2.4 %) of aldehydes²²⁶. Optically active 2-phenylpropanal ($[\alpha] = 38.5^\circ$), however, is prepared by the reaction of styrene with carbon monoxide and hydrogen in the presence of μ -dichlorobis-(1,5-hexadiene)rhodium(I) and optically active (+)-bensylmethylphenylphosphine (96) [metal to ligand ratio = 1:10] at 140°C and 100 atm^{227,228} (Figure 9).

Relatively higher optical yields have been obtained with the chelating chiral diphosphine ligand, (–)-2,3-*O*-isopropylidene-2,3-dihydroxy-1,4-bis(diphenylphosphino)butane [DIOP]^{229,230} (97). Hydroformylation of styrene in the presence of a rhodium catalyst $\text{RhCl}(\text{CO})(\text{DIOP})$ at 70°C produces (*S*)-2-phenylpropanal in an optical yield of 9 %²³¹. The same reaction in the presence of a five-fold excess of 97 (relative to the rhodium complex) affords the aldehyde in 16 % optical purity.

Styrene hydroformylation using $\text{RhH}(\text{CO})(\text{PPh}_3)_3$ as a catalyst in the presence of 97 (DIOP/Rh complex = 4) produces (*R*)-2-phenylpropanal in 25.2 % optical purity²³². Hydroformylation of *cis*-2-butene at 20°C with this catalyst gives (*S*)-2-methylbutanal in an optical yield of 27 % (equation 54), while (*R*)-2-methylpentanal and (*R*)-2-methylbutanal are



obtained in 19.7 % and 18.8 % optical purity, respectively, from hydroformylation of 1-pentene and 1-butene at 25°C (equation 55)²³³.



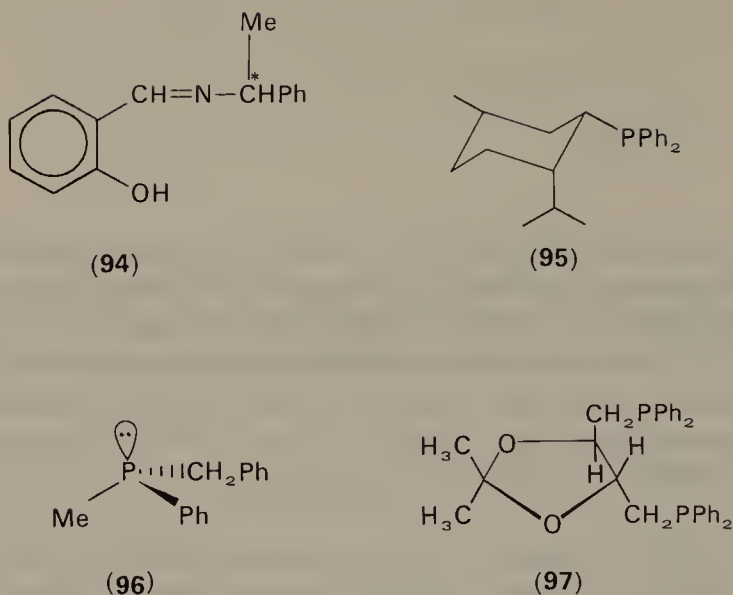
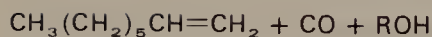


FIGURE 9. Structures of chiral ligands.

B. Hydrocarbonylation in Protic Solvents

Carbonylation of olefins occurs in the presence of transition metal carbonyl complexes in aprotic solvents with the addition of a hydrogen atom and a formyl group ($-\text{CHO}$) across the double bond (hydroformylation). In protic solvents, such as water or alcohols, the carbonyl group is added rather as a carboxylic acid derivative and the carbonylation of olefins and acetylenes affords aliphatic and acrylic acids¹⁶⁰. Hydrocarbonylation of long-chain terminal olefins is therefore a method of catalytic synthesis of straight-chain fatty acids. As in the case of hydroformylation, an important consideration (Figure 8) is the direction of addition across the double bond and an important goal of research in this area has been to develop catalytic systems which generate linear products.

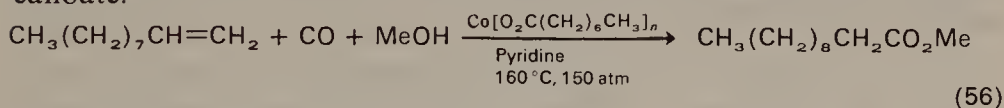
Predominantly linear esters are obtained from the $\text{Co}_2(\text{CO})_8$ catalysed carbonylation of α -olefins in alcohols in the presence of heterocyclic nitrogen bases²³⁴ (Figure 10). The base reportedly increases the rate of carbonylation and the yields by accelerating alcoholysis of the acylcobalt complexes²³⁵⁻²³⁷. The structure of the alcohol employed is of particular importance since increasing its length increases the relative amount of linear ester. This suggests that the alcohol is a ligand in these transformations and K'' increases with respect to K' (see Figure 8) as the steric demands of ROH increase.



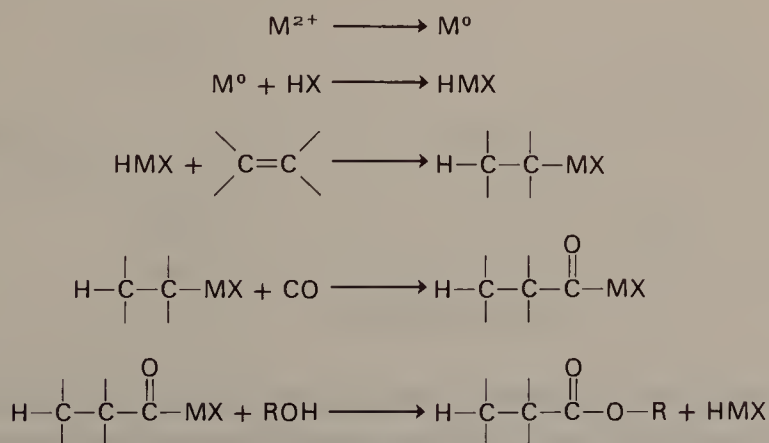
	$\xrightarrow[\text{Pyridine}]{\begin{matrix} 170^\circ\text{C} \\ 200\text{ atm} \\ \text{Co}_2(\text{CO})_8 \end{matrix}}$		
	R = Methyl	R = Ethyl	R = Octyl
% R nonanoate	61.8	82.4	> 95
% R α -methyloctanoate	20.1	14.3	—
% R α -ethylheptanoate	9.5	0.8	—
% R α -propylhexanoate	8.6	2.5	—

FIGURE 10. Carbonylation of 1-octene.

The hydrocarbonylation of olefins in methanol with the cobalt salt of a carboxylic acid, cobalt octanoate, and pyridine (base) demonstrates the importance of steric effects in the direction of addition²³⁸. With these reagents, reaction of 1-decene produces exclusively methyl undecanoate in 80% yield (equation 56). The catalyst is recovered as cobalt undecanoate.

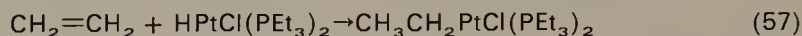


Palladium(II) and platinum(II) phosphine complexes are also active catalysts for olefin hydrocarbonylation reactions and generally give high linear/branched isomer ratios. The proposed reaction mechanism for these transformations²³⁹ requires reduction of the divalent metal under the reaction conditions to the zerovalent state followed by addition of HX to give a hydride complex. Addition of the metal hydride to the olefin, carbonyl insertion, and solvolysis regenerating metal hydride completes the catalytic cycle (Scheme 20).

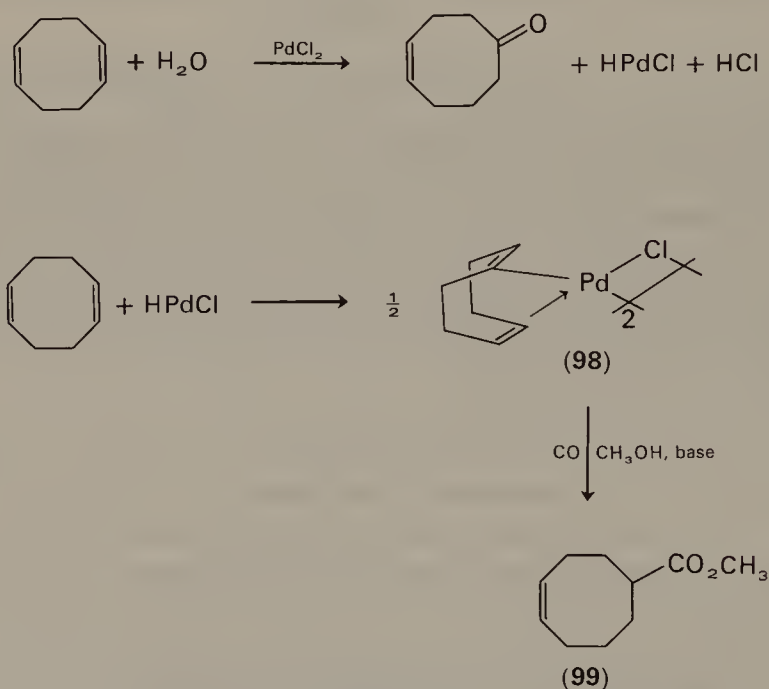


SCHEME 20.

The chemistry of transition metal hydride complexes has been reviewed recently^{240,241}. Isolable hydride complexes have been shown to react with olefins to form alkyl complexes^{242,243} (equation 57, 58). Recently,



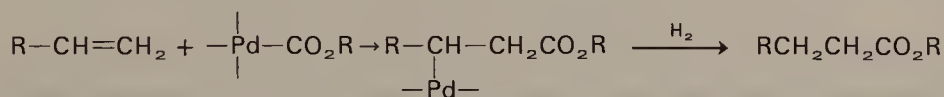
the dimeric σ -bonded enyl complex **98** was isolated from the reaction of 1,5-cyclooctadiene and PdCl_2 in water⁷³ (Scheme 21). The Wacker oxidation of the diolefin generates Pd^0 and hydrogen chloride (effectively, HPdCl) which reacts with another molecule of cyclooctadiene to form the hydride addition complex. Carbonylation of **98** yields methyl 4-cyclooctenecarboxylate (**99**).



SCHEME 21.

Although the metal hydride addition mechanism is well documented, two independent studies of hydrocarbonylation reactions catalysed by palladium-phosphine complexes have indicated that a second mechanism

is operative^{244,245}. This mechanism involves the initial addition of a carboxy- or carboalkoxypalladium intermediate followed by hydrogenolysis of the β -carboxy- or β -carboalkoxypalladium σ -bonded complex (Scheme 22). The mechanism, however, predicts the exclusive formation

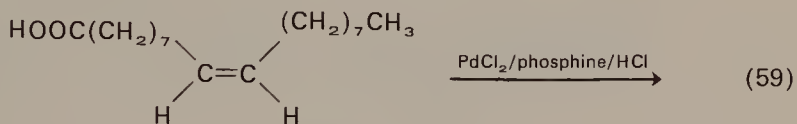


SCHEME 22.

of linear acids and esters on the basis of the steric requirements of the addition reaction. Since the direction of addition in these reactions is not exclusive, this mechanistic pathway cannot be considered to be the only one.

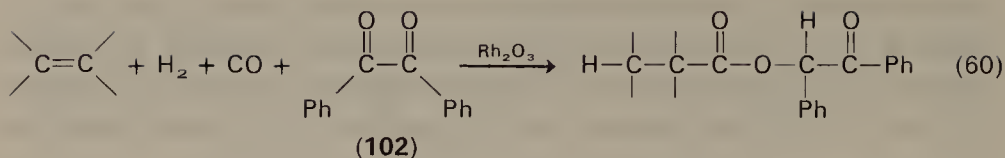
Hydrocarbonylation of olefins utilizing a $\text{Pt}^{\text{II}}/\text{Sn}^{\text{II}}$ catalytic system, in which a $\text{Pt}-\text{SnCl}_3$ binuclear complex was postulated to be the active catalyst, gives good yields of predominantly linear acids and esters²⁴⁶. Other palladium and platinum phosphine²⁴⁷ and bimetallic²⁴⁸⁻²⁵¹ complexes have been developed which give high yields of α -acids and esters. Iridium phosphine catalyst systems have also been investigated²⁵²⁻²⁵⁴.

Hydrocarbonylation of oleic acid to 9-(**100**)- and 10-carboxystearic acid (**101**) has been carried out in the presence of a PdCl_2 /phosphine/ HCl catalyst system²⁵⁵ (equation 59). C_{15} to C_{18} α -olefins can be carbonylated

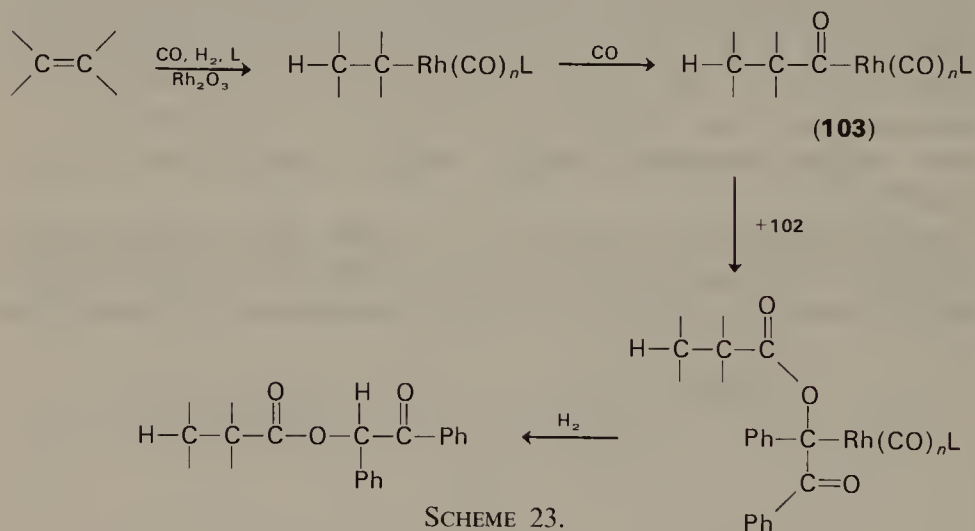


in water in the presence of a NiI_2 /pyridine/ HI catalyst to afford linear C_{16} to C_{19} fatty acids²⁵⁶.

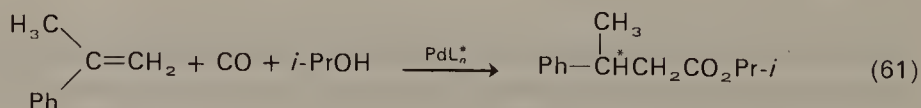
Interestingly, benzyl ester derivatives are formed by the low-pressure hydrocarbonylation of olefins in the presence of benzil (**102**) and a rhodium oxide catalyst²⁵⁷ (equation 60).



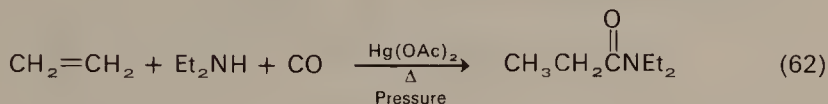
Substantial isomerization occurs during the course of the reaction. For example, 1-octene yields benzyl ester derivatives of nonanoic (46%), 2-methyloctanoic (33%), 2-ethylheptanoic (12%), and 2-propylhexanoic (9%) acids. Isomerization was generally less than that which occurred in the corresponding hydroformylation reaction. The proposed mechanism (Scheme 23) involves initial addition of rhodium hydride and subsequent carbon monoxide insertion to give acyl complex **10**. Addition of the acylrhodium complex to a carbonyl function of **102** forms the ester linkage. Hydrogenolysis completes the reaction.



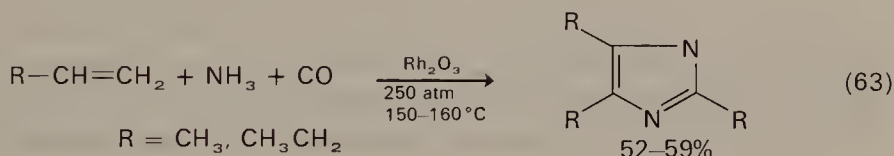
Asymmetric homogeneous hydrocarbonylation with a $\text{PdCl}_2/\text{DIOP}$ (**97**) catalyst in alcohol yields optically active esters²⁵⁸. Carbonylation of α -methylstyrene at 100 °C and 300 atm in 2-propanol in the presence of $\text{Pd}^{\text{II}}/\text{DIOP}$ (1:2) gives an 80% yield of isopropyl (*S*)-3-phenylbutanoate (equation 61) in 14.2% optical purity.



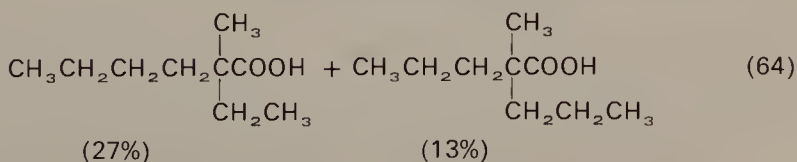
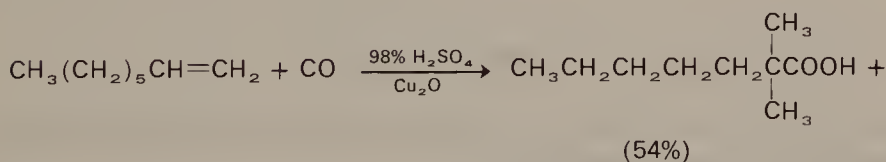
The reaction of ethylene in excess diethylamine containing mercuric acetate at 150–250 °C and 60–75 atm produces the corresponding *N,N*-diethylamide²⁵⁹ (equation 62). The reaction of α -olefins with ammonia



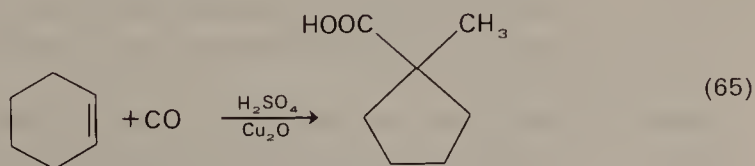
and carbon monoxide in the presence of a rhodium catalyst affords imidazoles in good yields²⁶⁰ (equation 63).

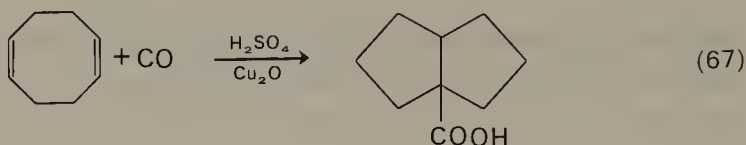
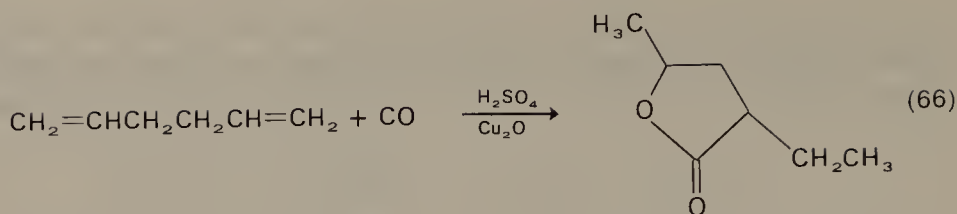


The synthesis of *t*-carboxylic acids from carbon monoxide and olefins in sulphuric acid has been effected by a copper(I) carbonyl catalyst at 20–50 °C and 1 atm of carbon monoxide^{261–262}. Catalytic amounts of cuprous oxide are converted to Cu^{I} carbonyl complexes under the reaction conditions. The reaction of 1-octene gives three *t*-carboxylic acids in 94% total yield (equation 64). Other carbonylation reactions

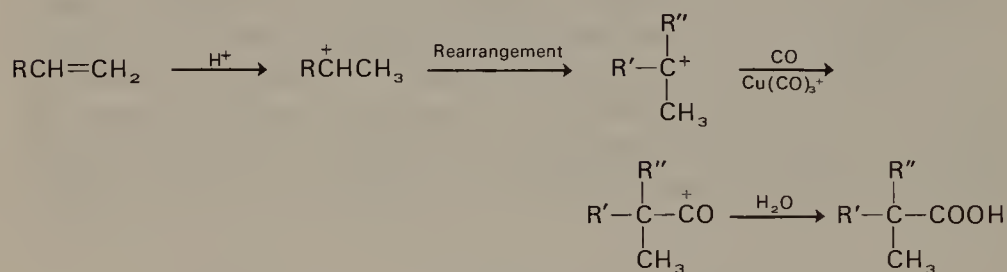


catalysed by copper(I) catalysts are shown below (equations 65, 66, 67).





Protonation of the olefin in the acid media and rearrangement to stable tertiary carbonium ions occur in the initial stages of the reaction (Scheme 24). Copper(I) carbonyl assisted carbonylation of the incipient tertiary carbonium ions followed by hydrolysis yields the acid products. A



SCHEME 24.

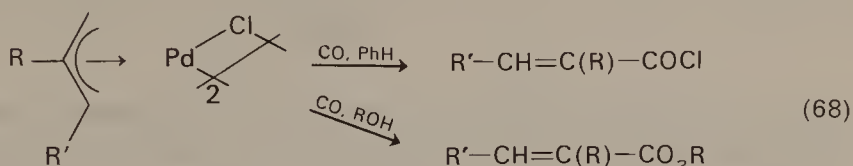
similar transformation of olefins to tertiary esters has been reported using a CO/SbCl₅/HCl/alcohol system²⁶³.

V. OLEFIN COUPLING—CARBONYLATION REACTIONS

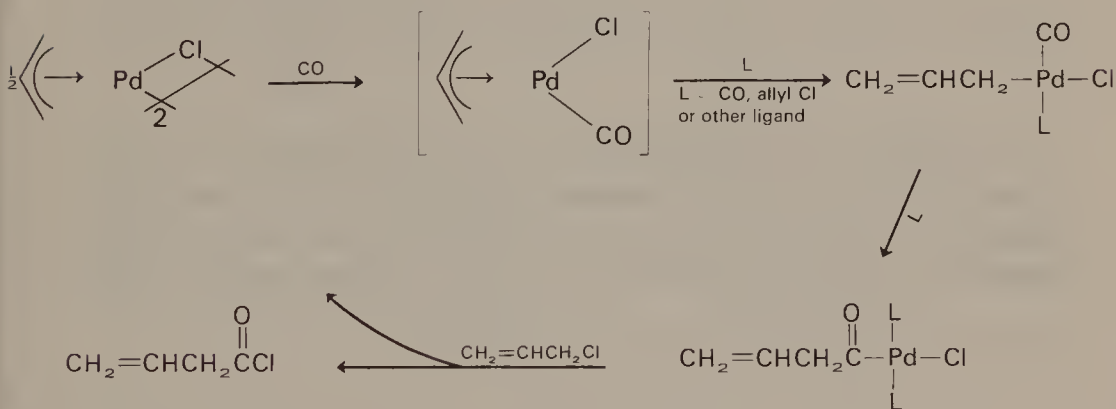
Transition metal catalysed olefin coupling reactions include cyclodimerization^{264,265}, oligomerization¹⁵, olefin metathesis²⁶⁶, and polymerization^{267,268}. When the coupling reactions are carried out in the presence of carbon monoxide, a carbonyl function may be incorporated into the hydrocarbon skeleton.

Olefin coupling reactions often involve the intermediacy of a π -allyl complex. The reaction of carbon monoxide with π -allylpalladium com-

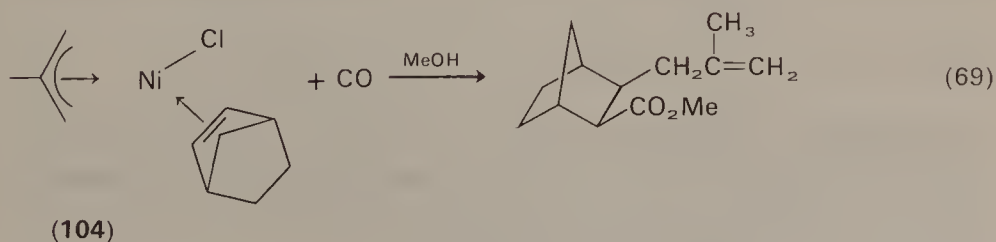
plexes generally yields β,γ -unsaturated carbonyl derivatives and carbonylation occurs exclusively at the least substituted carbon^{239,269,270} (equation 68). The proposed mechanism for the carbonylation of allyl



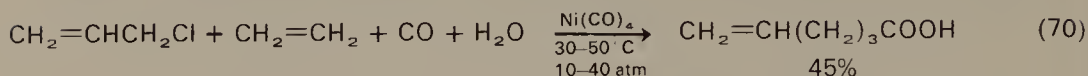
chloride catalysed by π -allylic palladium complexes²⁷¹ involves a π -allyl to σ -allyl conversion followed by a ligand-assisted σ -allyl migration to an adjacent coordinated carbon monoxide molecule (Scheme 25). Reductive elimination yields the butenoyl chloride product and subsequent oxidative addition of another molecule of allyl chloride to the palladium(0) residue regenerates the catalyst.



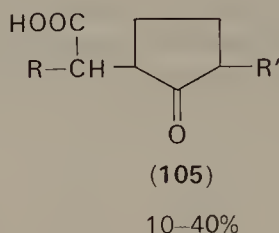
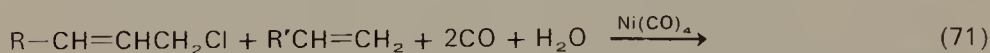
The reaction of π -allyl complexes, with olefins and carbon monoxide yields organic carbonyl derivatives. This process is exemplified by the reaction of the nickel complex **104**⁶⁴ (equation 69). This general synthetic



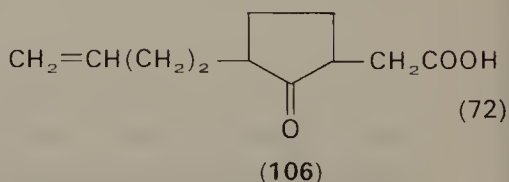
method can be applied to allyl chloride and ethylene with a nickel carbonyl catalyst system²⁷² (equation 70). When higher olefins and alkyl substi-



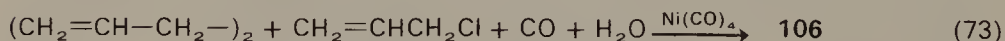
tuted allyl halides react, cyclic compounds of the general structure **105** are the predominant products (96–98% of the total) and overall yields are slightly lower than is observed with ethylene^{273–275} (equation 71).



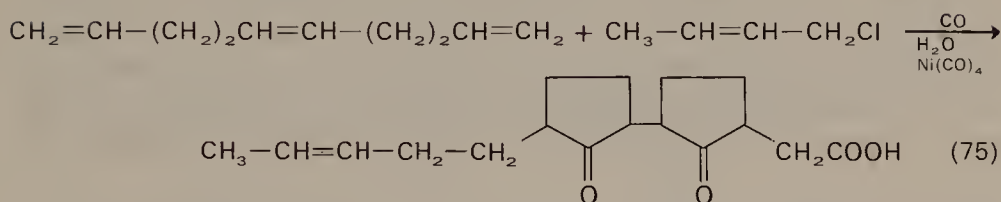
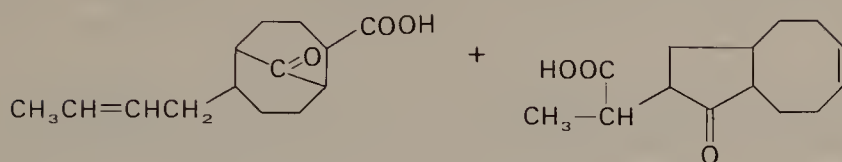
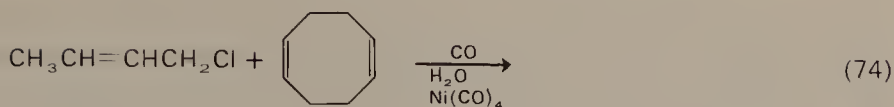
The reaction of allyl chloride and terminal olefins forms only small amounts of **105** (R = H) and the cyclopentanone derivative **106**, formed by the trimerization–carbonylation of allyl chloride, is the major product (equation 72). Similarly, **106** can be prepared by carbonylation of allyl



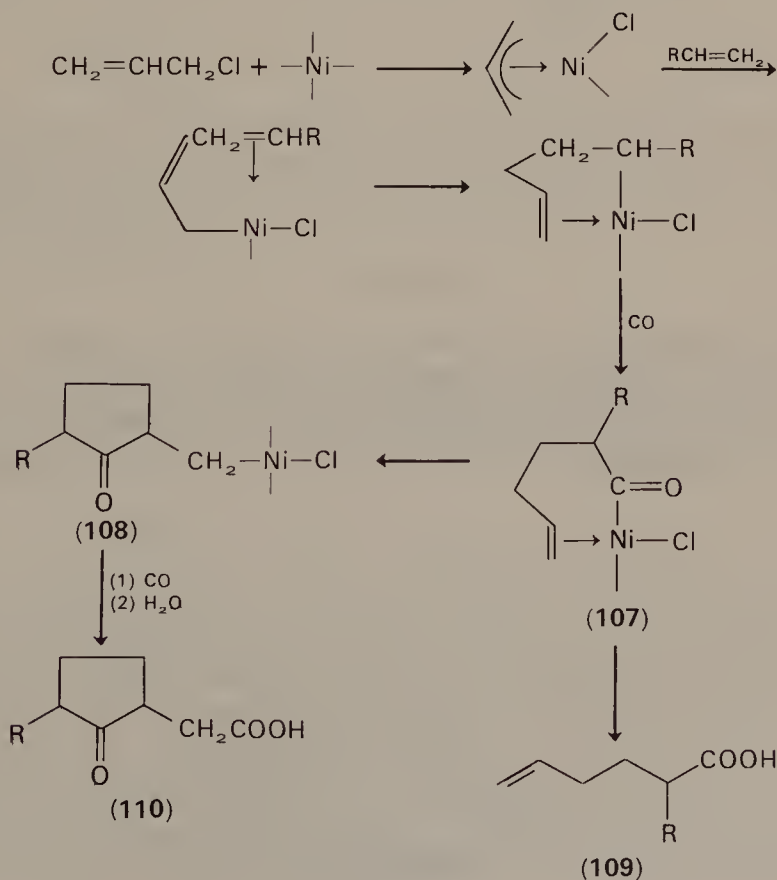
chloride and 1,5-hexadiene (equation 73), since hexadiene is formed by



dimerization of allyl chloride (equation 72). This reaction is general for substituted allyl halides and 1,5-dienes and yields can be enhanced by employing modified, cationic nickel complexes. Some interesting syntheses are given in equations (74) and (75).

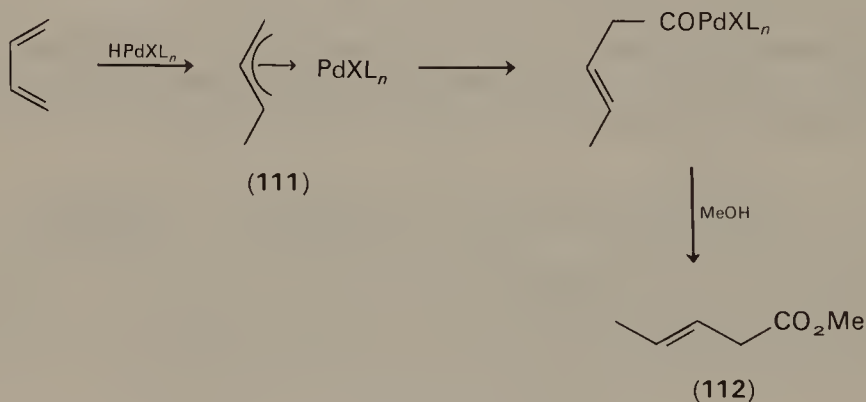


The general mechanism of the reactions given above requires initial oxidative addition of allyl chloride to the nickel catalyst to form a π -allyl complex (Scheme 26). Coordination of the olefin *cis* to the allyl



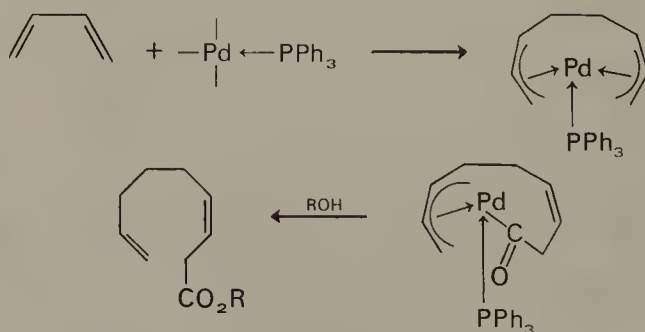
ligand promotes the π -allyl to σ -allyl conversion which is followed by coupling and carbon monoxide insertion. Intramolecular ligand migration (**107** \rightarrow **108**) or solvolysis (**107** \rightarrow **109**) of the acylnickel intermediate **107** are competing reactions. Intramolecular carbonylation, which ultimately leads to cyclopentanone product **110** predominates when $R \neq H$.

The course of the reaction of carbon monoxide and butadiene is dependent upon the catalyst system used. The carbonylation of butadiene in methanol in the presence of a palladium(II)-phosphine complex under moderate conditions (100°C , <100 atm) yields methyl 3-pentenoate (**112**)²⁷⁶. The mechanism may be considered to be a 1,4-addition of $H-CO_2R$ catalysed by palladium and involves the intermediacy of the π -allyl complex **111** (Scheme 27). Under more severe conditions, **112**



SCHEME 27.

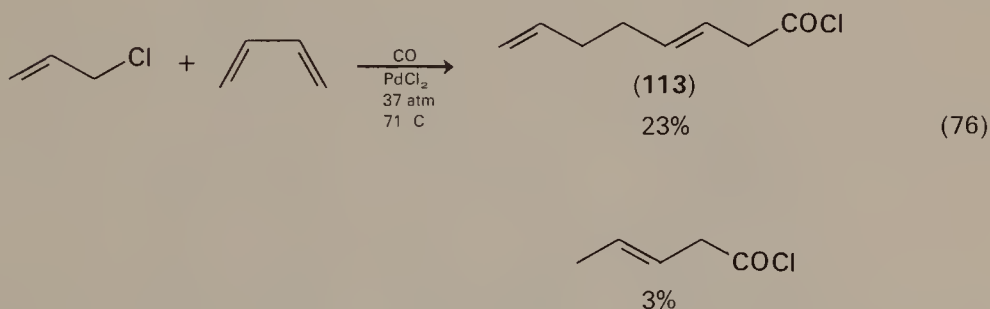
can also be obtained in the presence of a rhodium catalyst²⁷⁷. In the presence of halogen-free palladium phosphine catalysts, however, dimerization of butadiene occurs, followed by carbonylation to produce 3,8-nonedienoates²⁷⁸⁻²⁸⁰ (Scheme 28). The inability to form the



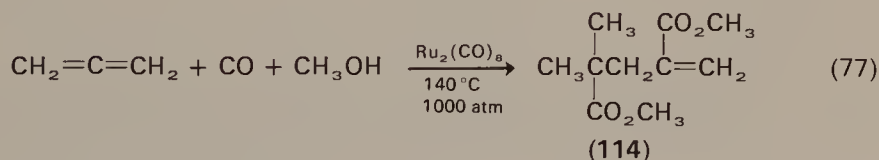
SCHEME 28.

complex **113** when halide occupies a metal coordination site was offered as explanation for the difference in the systems. When acetic acid is the solvent, carbonylation of butadiene in the presence of a Pd^{II} -phosphine complex results in the formation of isomeric nonadienoic acids as well as octatriene and 4-vinylcyclohexene²⁸¹.

Carbonylation of butadiene in the presence of allyl chloride catalysed by palladium(II) chloride gives a moderate yield of codimerization product **113**²⁸² (equation 76).

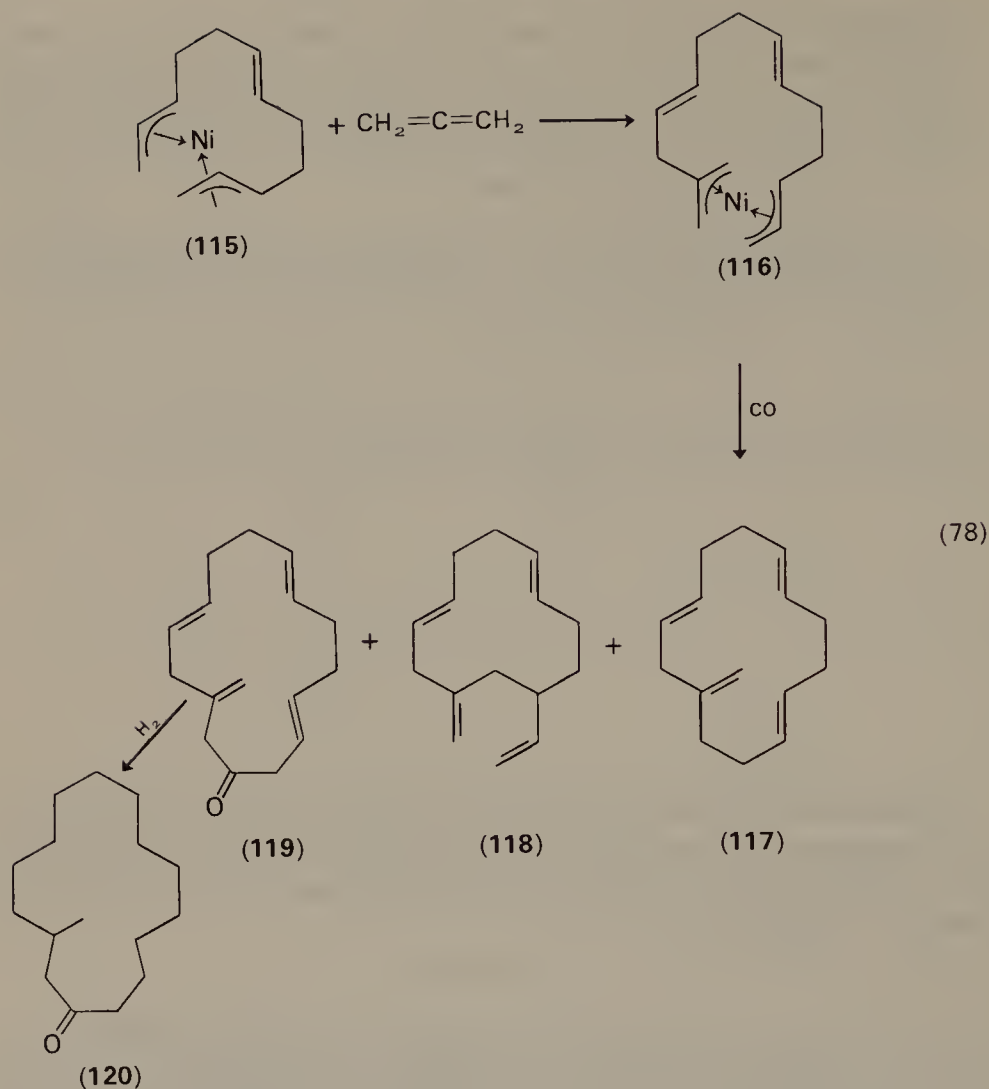


The reaction of allene and carbon monoxide in methanol in the presence of a ruthenium carbonyl catalyst yields predominantly the glutaric ester **114** resulting from dimerization-carbonylation of the cumulative diolefin²⁸³ (equation 77).



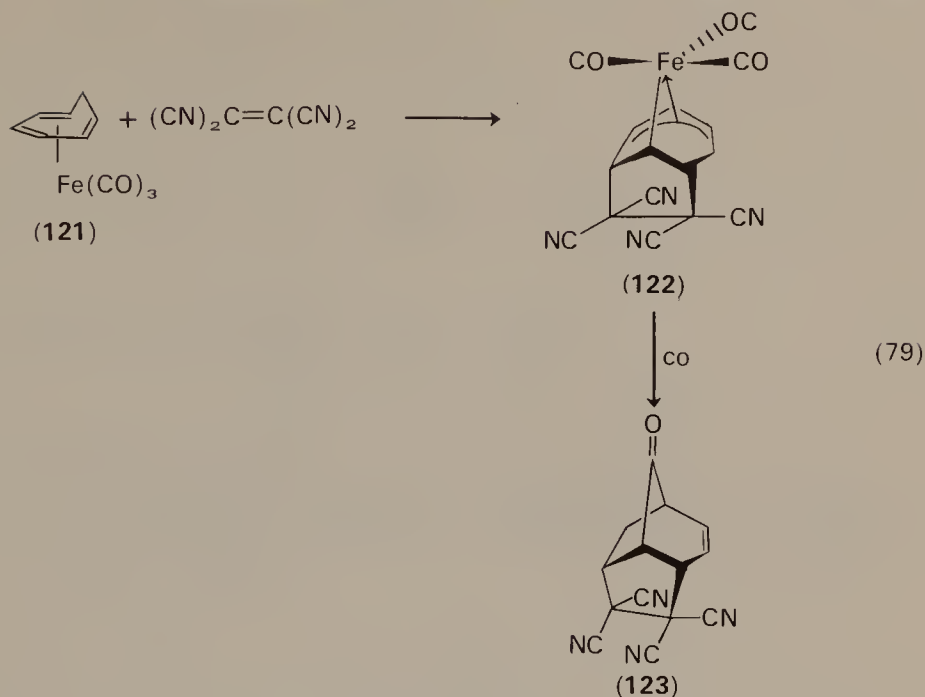
The dodecatrienylnickel complex **115** reacts with one equivalent of allene to form the bis- π -allyl intermediate **116**²⁸⁴ (equation 78). Treatment of **116** with carbon monoxide results in cyclization to cyclic hydrocarbons **117** and **118** and the cyclic ketone **119**. Hydrogenation of **119** affords the natural oil, (\pm)-muscone (**120**).

The cycloaddition reaction of cycloheptatriene and electron-deficient olefins is catalysed by iron carbonyl²⁸⁵. Reaction of tetracyanoethylene and tricarbonylcycloheptatrieneiron(0) (**121**) at room temperature gives the

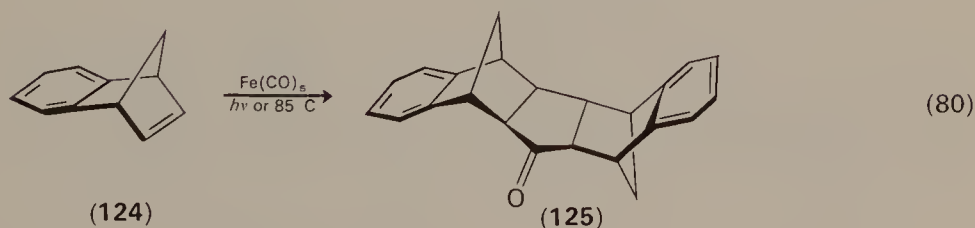


cycloaddition adduct **122**, the structure of which was determined by X-ray analysis^{286,287} (equation 79). Reaction of **122** with carbon monoxide yields the tricyclic ketone **123**. The mechanism involves carbonylation of the iron-carbon σ -bond followed by a transannular interaction of the acyliron group with the π -allyl system.

Polycyclic cyclopentanones may be synthesized from the reaction of strained bicyclo[2.2.1] olefin derivatives and carbon monoxide in the presence of an iron carbonyl catalyst^{288,289}. For example, benzonorbornadiene (**124**) was either heated or photolysed in the presence of

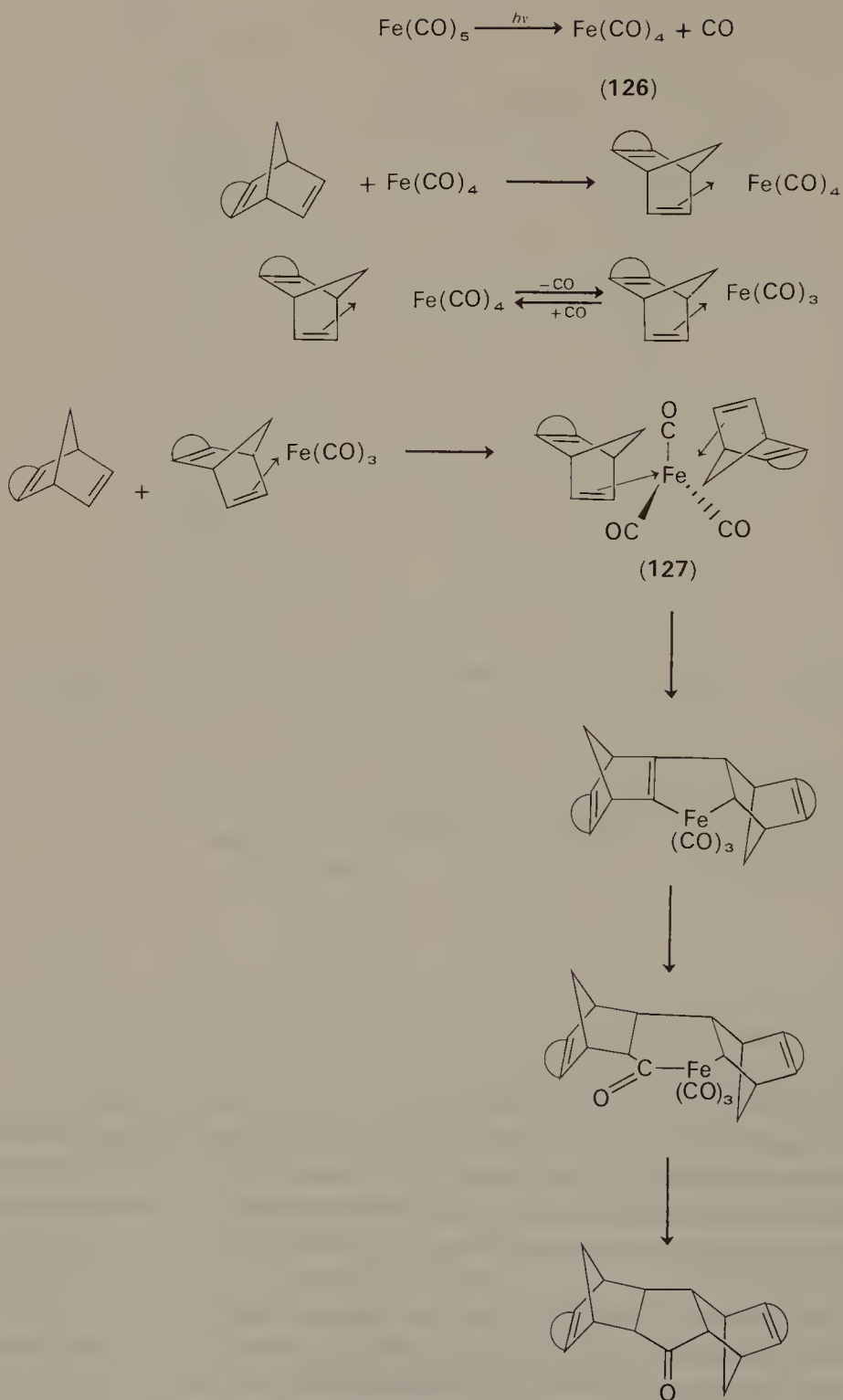


$\text{Fe}(\text{CO})_5$ to produce the cyclopentanone derivative **125**²⁸⁹ (equation 80).

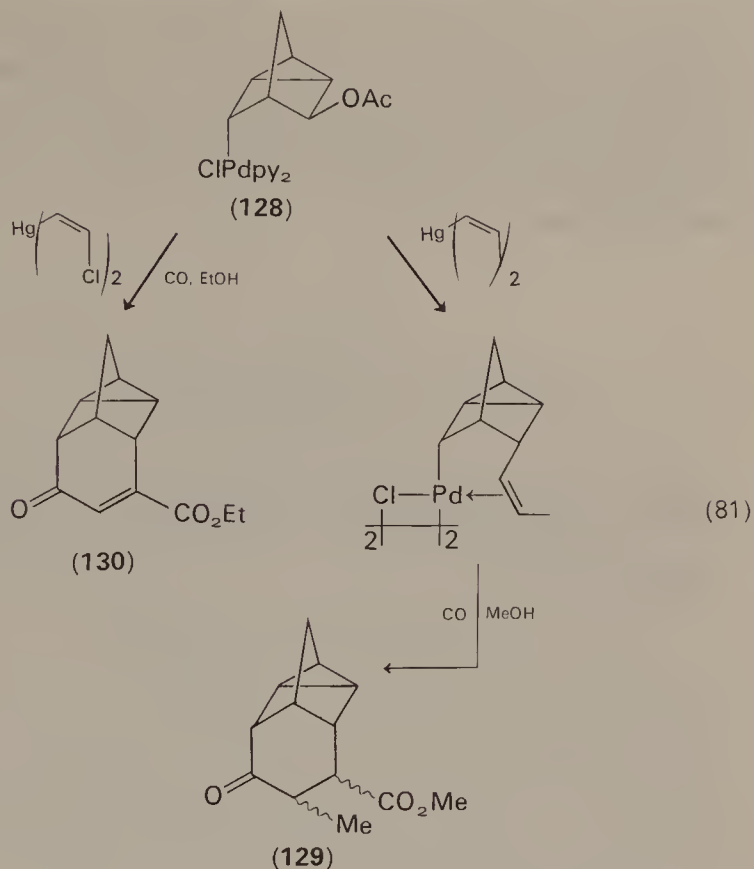


The stereochemistry of the product is *exo-trans-exo*, regardless of the olefin reactant. The important features of the photochemical transformation (Scheme 29) are initial generation of the very reactive tetracarbonyliron(o) species **126** followed by the stepwise formation of the bisolefin complex **127**. The relative orientation of the olefinic ligands in **127** provides minimum steric repulsion and maximum π overlap necessary for the forthcoming coupling step and determines the stereochemistry of the product.

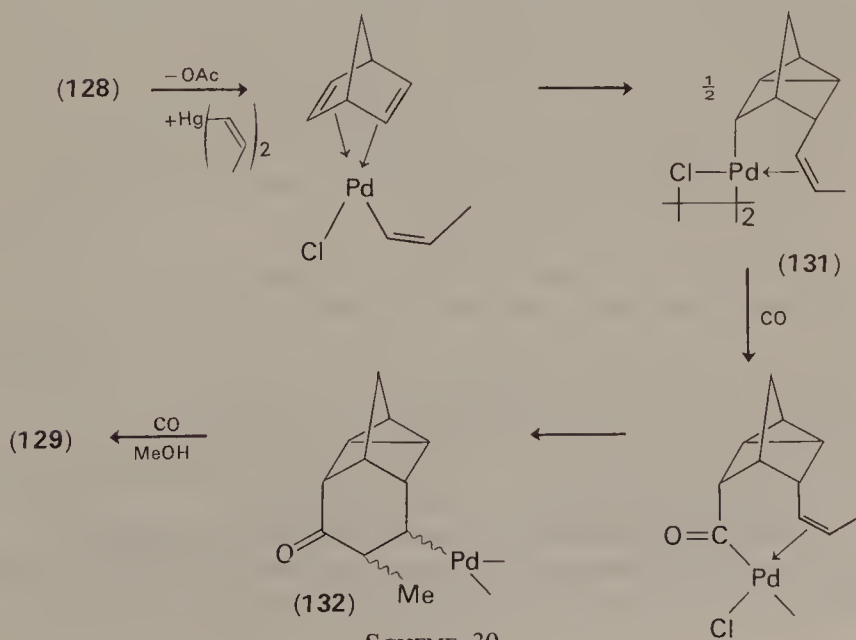
Reaction of the nortricyclic palladium complex **128** with bis(*cis*-propenyl)mercury or bis(2-chlorovinyl)mercury followed by carbonylation in methanol results in the formation of the cyclic ketones **129** and **130**, respectively⁶⁵ (equation 81). A possible mechanism for the vinyl transfer



SCHEME 29.



reaction requires conversion of **128** to the diene complex upon reaction with the mercurial (Scheme 30). *Cis* addition of vinylpalladium to the



SCHEME 30.

diolefin yields the chelating enyl complex **131**. Carbonylation then proceeds by carbon monoxide insertion followed by intramolecular acylpalladation of the acyclic double bond to generate the alkyl complex **132**. Carbonylation and solvolysis are the final steps to give **129**. The unsaturated keto ester **130** is obtained via elimination of hydrogen chloride from the initially formed product.

VI. REFERENCES

1. D. T. Thompson and R. Whyman, *Transition Metals in Homogeneous Catalysis* (Ed. G. N. Schrauzer), Marcel Dekker, New York, 1971, Chap. 5.
2. Ya. T. Eidus, K. V. Puzitskii, A. L. Lapidus, and B. K. Nefedov, *Russ. Chem. Rev.*, **40**, 429 (1971).
3. R. Membo and J. Tsuji, *Kagaku No Ryoiki, Zokan*, **89**, 93 (1970).
4. J. P. Collman, *Accounts Chem. Res.*, **1**, 136 (1968).
5. R. Cramer, *Accounts Chem. Res.*, **1**, 186 (1968).
6. L. Vaska, *Accounts Chem. Res.*, **1**, 335 (1968).
7. J. Halpern, *Accounts Chem. Res.*, **3**, 386 (1970).
8. M. F. Lappert and B. Prokai, *Adv. Organometal. Chem.*, **5**, 225 (1967).
9. J. P. Collman and W. R. Roper, *Adv. Organometal. Chem.*, **7**, 53 (1968).
10. R. F. Heck, *Organotransition Metal Chemistry*, Academic Press, New York, 1974.
11. A. Wojcicki, *Adv. Organometal. Chem.*, **11**, 88 (1973).
12. C. A. Tolman, *Chem. Soc. Rev.*, **1**, 337 (1972).
13. P. S. Braterman and R. J. Cross, *Chem. Soc. Rev.*, **2**, 271 (1973).
14. D. G. H. Ballard, *Chem. Brit.*, **10**, 20 (1974).
15. J. F. Biellmann, H. Hemmer, and J. Levisalles, *The Chemistry of Alkenes*, Vol. 2 (Ed. J. Zabicky), Interscience, London, 1970, Chap. 5.
16. R. S. Nyholm, *Pure Appl. Chem.*, **27**, 127 (1971).
17. F. R. Hartley, *Angew. Chem., Int. Ed.*, **11**, 596 (1972).
18. L. D. Pettit and D. S. Barnes, *Fortschr. Chem. Forsch.*, **28**, 85 (1972).
19. F. R. Hartley, *Chem. Rev.*, **73**, 163 (1973).
20. M. J. S. Dewar, *Bull. Soc. Chim. Fr.*, **18**, C79 (1951).
21. J. Chatt and L. A. Duncanson, *J. Chem. Soc.*, 2939 (1953).
22. J. W. Moore, *Acta Chem. Scand.*, **20**, 1154 (1966).
23. N. Rösch, R. P. Messmer, and K. H. Johnson, *J. Amer. Chem. Soc.*, **96**, 3855 (1974).
24. H. Basch, *J. Chem. Phys.*, **56**, 441 (1972).
25. B. E. Mann, *Advan. Organometal. Chem.*, **12**, 135 (1974).
26. G. M. Bodner, B. N. Storhoff, D. Doddrell, and L. J. Todd, *J. Chem. Soc. D, Chem. Commun.*, 1530 (1970).
27. R. G. Parker and J. D. Roberts, *J. Amer. Chem. Soc.*, **92**, 743 (1970).
28. L. F. Farnell, E. W. Randall, and E. Rosenberg, *J. Chem. Soc., Chem. Commun.*, 1078 (1971).

29. M. H. Chisholm, H. C. Clar, L. E. Manzer, and J. B. Stothers, *J. Amer. Chem. Soc.*, **94**, 5087 (1972).
30. D. G. Cooper, R. P. Hughes, and J. Powell, *J. Amer. Chem. Soc.*, **94**, 9244 (1972).
31. D. J. Thoennes, C. L. Wilkins, and W. S. Trahanovsky, *J. Magn. Resonance*, **13**, 18 (1974).
32. D. E. Axelson, C. E. Holloway, and A. J. Oliver, *Inorg. Nucl. Chem. Lett.*, **9**, 885 (1973).
33. J. K. Stille and D. E. James, unpublished results.
34. B. E. Mann, *J. Chem. Soc., Chem. Commun.*, 976 (1971).
35. B. E. Mann, *J. Chem. Soc., Dalton*, 2012 (1973).
36. R. P. Hughes and J. Powell, *J. Organometal. Chem.*, **60**, 427 (1973).
37. M. L. H. Green and P. L. I. Nagy, *Advan. Organometal. Chem.*, **2**, 325 (1964).
38. M. Green, *Organometal. Chem.*, **1**, 344 (1972).
39. R. Uttech and H. Dietrich, *Z. Kristallogr.*, **122**, 60 (1965).
40. M. Kh. Minasyan, Yu. T. Struchkov, I. I. Knitskaya, and R. L. Avoyan, *Zh. Strukt. Khim.*, **7**, 903 (1966).
41. B. E. Mann, R. Pietropaolo, and B. L. Shaw, *J. Chem. Soc., Chem. Commun.*, 790 (1971).
42. R. Huettel and M. McNiff, *Chem. Ber.*, **106**, 1789 (1973).
43. R. Huettel, *Synthesis*, **2**, 225 (1970).
44. R. Pietropaolo, P. Uguagliati, T. Boschi, B. Crociani, and U. Belluco, *J. Catal.*, **18**, 338 (1970).
45. H. C. Volger, *Amer. Chem. Soc., Div. Petrol. Chem., Prepr.*, **14**, B72 (1969).
46. B. L. Shaw, *Chem. Ind. (London)*, 1190 (1962).
47. R. Pietropaolo, F. Faraone, D. Pietropaolo, and P. Piraino, *J. Organometal. Chem.*, **64**, 403 (1974).
48. C. Agami and J. Levisalles, *J. Organometal. Chem.*, **64**, 281 (1974).
49. W. R. McClellan, H. N. Hoehn, H. N. Cripps, E. L. Muetterties, and B. W. Howk, *J. Amer. Chem. Soc.*, **83**, 1601 (1961).
50. R. Mason, G. B. Robertson, and P. O. Whimp, *J. Chem. Soc. A*, 535 (1970).
51. J. K. Stille, L. F. Hines, R. W. Fries, P. K. Wong, D. E. James, and K. Lau, *Advan. Chem. Ser.*, No. 132, 90 (1974).
52. F. J. McQuillin, *Tetrahedron*, **30**, 1661 (1974).
53. A. Stefani, G. Consiglio, C. Botteghi, and P. Pino, *J. Amer. Chem. Soc.*, **95**, 6504 (1973).
54. R. F. Heck, *J. Amer. Chem. Soc.*, **93**, 6896 (1971).
55. A. Nakamura and S. Otsuka, *J. Amer. Chem. Soc.*, **95**, 7262 (1973).
56. A. Segnitz, P. M. Bailey, and P. M. Maitlis, *J. Chem. Soc., Chem. Commun.*, 698 (1973).
57. H. Horino, M. Arai, and N. Inoue, *Tetrahedron Lett.*, 647 (1974).
58. J. K. Stille, D. E. James, and L. F. Hines, *J. Amer. Chem. Soc.*, **95**, 5062 (1973).
59. B. Åkermarck, J. E. Bäckvall, K. Siirala-Hansen, K. Sjöberg, and K. Zetterberg, *Tetrahedron Lett.*, 1363 (1974).
60. A. Panunzi, A. DeRenzi, and G. Paiaro, *J. Amer. Chem. Soc.*, **92**, 3488 (1970).
61. R. P. Hughes, and J. Powell, *J. Organometal. Chem.*, **30**, C45 (1971).
62. A. Takahashi and T. Inukai, *J. Chem. Soc. D, Chem. Commun.*, 1473 (1970).
63. M. Zocchi, G. Tieghi, and A. Albinati, *J. Organometal. Chem.*, **33**, C47 (1971).

64. M. C. Gallazzi, T. L. Hanlon, G. Vitalli, and L. Porri, *J. Organometal. Chem.*, **33**, C45 (1971).
65. E. Vedejs and P. D. Weeks, *J. Chem. Soc. Chem. Commun.*, 223 (1974).
66. W. T. Wipke and G. L. Goeke, *J. Amer. Chem. Soc.*, **96**, 4244 (1974).
67. P. M. Henry, *J. Org. Chem.*, **37**, 2443 (1972).
68. J. K. Stille, R. A. Morgan, D. D. Whitehurst, and J. R. Doyle, *J. Amer. Chem. Soc.*, **87**, 3282 (1965).
69. J. K. Stille and R. A. Morgan, *J. Amer. Chem. Soc.*, **88**, 5135 (1966).
70. G. Parker, A. Salzer, and H. Werner, *J. Organometal. Chem.*, **67**, 131 (1974).
71. L. F. Hines and J. K. Stille, *J. Amer. Chem. Soc.*, **94**, 485 (1972).
72. P. M. Henry and G. A. Ward, *J. Amer. Chem. Soc.*, **93**, 1494 (1971).
73. J. K. Stille and D. E. James, *J. Amer. Chem. Soc.*, **97**, 674 (1975); *J. Organometal. Chem.*, **108**, 401 (1976).
74. D. G. Cooper, G. K. Hamer, J. Powell, and W. F. Reynolds, *J. Chem. Soc., Chem. Commun.*, 449 (1973).
75. M. L. H. Green, *Organometallic Compounds*, Methuen, London, 1968.
76. J. Chatt and B. L. Shaw, *J. Chem. Soc.*, 705 (1959); 4020 (1959); 1718 (1960).
77. H. A. Skinner, *Advan. Organometal. Chem.*, **2**, 49 (1964).
78. G. Wilkinson, *Pure Appl. Chem.*, **30**, 627 (1972).
79. P. S. Braterman and R. J. Cross, *J. Chem. Soc., Dalton*, 657 (1972).
80. M. C. Baird, *J. Organometal. Chem.*, **64**, 289 (1974).
81. M. M. T. Khan and A. E. Martell, *Homogeneous Catalysis by Metal Complexes*, Vol. 1, Academic Press, New York, 1974, Chap. 4.
82. K. Noack and F. Calderazzo, *J. Organometal. Chem.*, **10**, 101 (1972).
83. R. W. Glyde and R. J. Mawby, *Inorg. Chim. Acta*, **5**, 317 (1971).
84. G. M. Whitesides and D. J. Boschetto, *J. Amer. Chem. Soc.*, **91**, 4313 (1969).
85. P. L. Bock, D. J. Boschetto, J. R. Rasmussen, J. P. Demers, and G. M. Whitesides, *J. Amer. Chem. Soc.*, **96**, 485 (1974).
86. K. M. Nicholas and M. Rosenblum, *J. Amer. Chem. Soc.*, **95**, 4449 (1973).
87. H. M. Walborsky and L. E. Allen, *J. Amer. Chem. Soc.*, **93**, 5465 (1971).
88. M. C. Baird, C. J. Nyman and G. Wilkinson, *J. Chem. Soc. A*, 348 (1968).
89. A. Nakamura and S. Otsuka, *J. Amer. Chem. Soc.*, **95**, 7262 (1973).
90. J. Chatt, L. M. Vallarino, and L. M. Venanzi, *J. Chem. Soc.*, 2496; 3413 (1957).
91. R. G. Schultz, *J. Organometal. Chem.*, **6**, 435 (1966).
92. R. Palumbo, A. DeRenzi, A. Panuzi, and G. Paiaro, *J. Amer. Chem. Soc.*, **91**, 3874 (1969).
93. M. Tada, Y. Kuroda, and T. Sato, *Tetrahedron Lett.*, 2871 (1969).
94. C. B. Anderson and B. J. Burreson, *J. Organometal. Chem.*, **7**, 181 (1967).
95. J. Tsuji and M. Takahashi, *J. Amer. Chem. Soc.*, **87**, 3275 (1965).
96. B. F. G. Johnson, J. Lewis, and M. S. Subramanian, *J. Chem. Soc.*, 1993 (1968).
97. D. A. White, *J. Chem. Soc. A*, 145 (1971).
98. P. M. Henry, *J. Amer. Chem. Soc.*, **86**, 3246 (1964); **88**, 1595 (1966).
99. J. Smidt, *Angew. Chem.*, 176 (1959).
100. C. B. Anderson and B. J. Burreson, *Chem. Ind. (London)*, 620 (1967).
101. P. M. Henry, *Advan. Chem. Ser.*, **70**, 151 (1968); *Amer. Chem. Soc., Div. Petrol. Chem., Prepr.*, **14**, F17 (1969).
102. W. A. Whitla, H. M. Powell, and L. M. Venanzi, *Chem. Commun.*, 310 (1966).

103. C. Panattoni, G. Bombieri, E. Forsellini, B. Crosiani, and U. Belluco, *J. Chem. Soc. D, Chem. Commun.*, 187 (1969).
104. R. F. Heck, *Fortschr. Chem. Forsch.*, **16**, 221 (1971).
105. M. Green and R. I. Hancock, *J. Chem. Soc. A*, 2054 (1967).
106. B. L. Shaw, *Chem. Commun.*, 464 (1968); *Amer. Chem. Soc., Div. Petrol. Chem., Prepr.*, **14**, F17 (1969).
107. C. R. Kistner, J. H. Hutchinson, J. R. Doyle, and J. C. Storlie, *Inorg. Chem.*, **2**, 1255 (1963).
108. J. R. Doyle, J. H. Hutchinson, N. C. Baenziger, and L. W. Tresselt, *J. Amer. Chem. Soc.*, **83**, 2768 (1961).
109. J. K. Stille and L. F. Hines, *J. Amer. Chem. Soc.*, **92**, 1798 (1970).
110. A. Vitagliano and G. Paiaro, *J. Organometal. Chem.*, **49**, C49 (1973).
111. G. Carturan, M. Graziani, R. Ros, and U. Belluco, *J. Chem. Soc. Dalton*, 262 (1972).
112. P. K. Wong and J. K. Stille, *J. Organometal. Chem.*, **70**, 121 (1974).
113. M. Graziani, G. Carturan, and R. Ros, *Chim. Ind. (Milan)*, **55**, 775 (1973).
114. M. Graziani, G. Carturan, and U. Belluco, *Chim. Ind. (Milan)*, **53**, 939 (1971).
115. G. W. Parshall and J. J. Mrowca, *Adv. Organometal. Chem.*, **7**, 157 (1968).
116. R. F. Heck, *J. Amer. Chem. Soc.*, **90**, 5518 (1968).
117. R. F. Heck, *J. Amer. Chem. Soc.*, **91**, 6707 (1969).
118. P. K. Wong and J. K. Stille, *J. Org. Chem.*, **40**, 335 (1975).
119. I. I. Moiseev, *Amer. Chem. Soc., Div. Petrol. Chem., Prepr.*, **14**, B49 (1969).
120. E. W. Stern, *Transition Metals in Homogeneous Catalysis* (Ed. G. N. Schrauzer), Marcel Dekker, New York, 1971, pp. 96-107.
121. P. M. Henry, *Accounts Chem. Res.*, **6**, 16 (1973).
122. J. Tsuji and M. Morikawa, *Tetrahedron Lett.*, 1061 (1963).
123. J. Tsuji and M. Morikawa, *J. Amer. Chem. Soc.*, **86**, 4851 (1964).
124. R. F. Heck, *J. Amer. Chem. Soc.*, **94**, 2712 (1972).
125. R. J. Angelici, *Accounts Chem. Res.*, **5**, 335 (1972).
126. M. Hidai, M. Kokura, and Y. Uchida, *J. Organometal. Chem.*, **52**, 431 (1973).
127. G. Minghetti, F. Bonati, and G. Banditelli, *Synthesis in Inorg. and Metal-Organic Chem.*, **3**, 415 (1973).
128. S. Otsuka, A. Nakamura, T. Yoshida, M. Naruto, and K. Ataka, *J. Amer. Chem. Soc.*, **95**, 3180 (1973).
129. D. M. Fenton and P. J. Steinwand, *J. Org. Chem.*, **37**, 2034 (1972).
130. C. Fujii and Y. Hasegawa, *Ger. Offen.*, 2,321,180; *Chem. Abstr.*, **80**, 26773f (1974).
131. D. E. James and J. K. Stille, *J. Amer. Chem. Soc.*, **98**, 1810 (1976).
132. F. Conti, L. Raimondi, and G. F. Pregaglia, *J. Organometal. Chem.*, **70**, 107 (1974).
133. B. Åkermark, J. E. Bäckvall, L. S. Hedegus, K. Siiralla-Hansen, K. Sjöberg, and K. Zetterberg, *J. Organometal. Chem.*, **72**, 127 (1974).
134. L. S. Hedegus and K. Siirala-Hansen, *J. Amer. Chem. Soc.*, **97**, 1184 (1975).
135. B. K. Nefedov, N. S. Sergeeva, and Ya. T. Eidus, *Izv. Akad. Nauk S.S.S.R., Ser. Khim.*, 1751, 1753 (1972).
136. B. K. Nefedov, N. S. Sergeeva, and Ya. T. Eidus, *Izv. Akad. Nauk S.S.S.R., Ser. Khim.*, 2494 (1972).
137. B. K. Nefedov, N. S. Sergeeva, and Ya. T. Eidus, *Izv. Akad. Nauk S.S.S.R., Ser. Khim.*, 808 (1973).

138. D. M. Fenton, K. L. Olivier, and G. Biale, *Am. Chem. Soc., Div. Petrol. Chem., Prepr.*, **14**, C77 (1969).
139. D. M. Fenton and G. Baile, *Hydrocarbon Process.*, **51**, 95 (1972).
140. R. Heck and P. Henry, *Belg. Patent* 685,626.
141. G. Biale, D. M. Fenton, K. L. Olivier, and W. D. Schaeffer, *U.S. Patent* 3,381,030.
142. K. L. Olivier, *U.S. Patent* 3,415,871; *Chem. Abstr.*, **70** 37200m (1969).
143. D. M. Fenton and K. L. Olivier, *U.S. Patent* 3,346,625.
144. D. M. Fenton and K. L. Olivier, *U.S. Patent* 3,349,119.
145. K. L. Olivier, *U.S. Patent* 3,403,079.
146. K. L. Olivier, *U.S. Patent* 3,420,873; *Chem. Abstr.*, **70**, 67640x (1969).
147. G. Biale, *U.S. Patent* 3,530,168; *Chem. Abstr.*, **73**, 120104r (1970).
148. K. L. Olivier, *U.S. Patent* 3,621,054; *Chem. Abstr.*, **76**, 86376f (1972).
149. K. L. Olivier, *U.S. Patent Re-Issue* 27,360; *Chem. Abstr.*, **77**, 19198g (1972).
150. D. M. Fenton and G. Biale, *U.S. Patent* 3,755,421; *Chem. Abstr.*, **79**, 104773b (1973).
151. W. Gaenzler, K. Kabs, and G. Schroeder, *Ger. Offen.* 2,237,590; *Chem. Abstr.*, **80**, 132806b (1974).
152. W. Gaenzler and K. Kabs, *Ger. Offen.* 2,247,312; *Chem. Abstr.*, **81**, 3369k (1974).
153. D. N. Brattesani, *U.S. Patent* 3,625,995; *Chem. Abstr.*, **76**, 100338d (1972).
154. D. M. Fenton, *U.S. Patent* 3,652,655; *Chem. Abstr.*, **77**, 20313x (1972).
155. G. Biale, *U.S. Patent* 3,523,971; *Chem. Abstr.*, **73**, 88433j (1970).
156. O. Roelen, *Angew. Chem.*, **3**, 213 (1948).
157. I. Wender, H. W. Sternberg, and M. Orchin, *Catalysis*, Vol. V, Reinhold, New York, 1957, p. 73.
158. R. F. Heck, *Advan. Organometal. Chem.*, **4**, 243 (1966).
159. R. G. Denney, *Oxo Alcohols*, Stanford Research Institute Report No. 21, Nov. 1966.
160. R. G. Muller, *Linear Higher Alcohols*, Stanford Research Institute Report No. 27, Aug. 1967.
161. C. W. Bird, *Transition Metal Intermediates in Organic Synthesis*, Chap 6, Academic, New York, 1967, p. 117.
162. R. F. Heck, *Organic Synthesis via Metal Carbonyls*, Vol. 1 (Ed. I. Wender and P. Pino), Interscience, New York, 1968, p. 373.
163. A. J. Chalk and J. F. Harrod, *Advan. Organometal. Chem.*, **6**, 119 (1968).
164. J. Falbe, *Carbon Monoxide in Organic Synthesis* (translated by C. R. Adams), Springer-Verlag, New York, 1970, Chap. 1.
165. F. E. Paulik, *Catal. Rev.*, **6**, 49 (1972).
166. M. Orchin and W. Rupilius, *Catal. Rev.*, **6**, 85 (1972).
167. J. Falbe, *Propylene and Its Derivatives* (Ed. E. G. Hancock), Wiley, New York, 1973, p. 333.
168. L. H. Slaugh and R. D. Mullineaux, *U.S. Patent* 3,239,569; *Chem. Abstr.*, **64**, 15745c (1966); *U.S. Patent* 3,239,570; *Chem. Abstr.*, **64**, 19420b (1966).
169. J. L. Eisenman and R. L. Yamartino, *U.S. Patent* 3,150,188; *Chem. Abstr.*, **59**, 11291d (1963).
170. L. H. Slaugh and R. D. Mullineaux, *J. Organometal. Chem.*, **13**, 469 (1968).
171. E. R. Tucci, *Ind. Eng. Chem. Prod. Res. Develop.*, **7**, 32 (1968); **9**, 516 (1970).
172. B. Cornils, J. Falbe, and H. Tummes, *Chem.-Ztg., Chem. App.*, **97**, 368 (1973).

173. R. A. Schnell, *U.S. Patent* 3,752,859; *Chem. Abstr.*, **79**, 91590n (1973).
174. B. Heil and L. Marko, *Chem. Ber.*, **102**, 2238 (1969).
175. G. Csontos, B. Heil, L. Marko, and P. Chinti, *Hung. J. Ind. Chem.*, **1**, 53 (1973).
176. L. H. Slaugh and R. D. Mullineaux, *U.S. Patent* 3,239,566; *Chem. Abstr.*, **64**, 15745a (1966).
177. J. A. Osborn, G. Wilkinson, and J. F. Young, *Chem. Commun.*, 17 (1965).
178. D. Evans, J. A. Osborn, and G. Wilkinson, *J. Chem. Soc. A*, 3133 (1968).
179. J. H. Craddock, A. Hershman, F. W. Paulik, and J. F. Roth, *Ind. Eng. Chem. Prod. Res. Develop.*, **8**, 291 (1969).
180. K. L. Oliver and F. B. Booth, *Hydrocarbon Processing*, **49**, 112 (1970).
181. C. K. Brown and G. Wilkinson, *J. Chem. Soc. A*, 2753 (1970).
182. R. Tarao, S. Banno, and K. Miyazki, *Japan Patent* 73 23,708; *Chem. Abstr.*, **79**, 41932e (1973).
183. M. Yamaguchi and C. Nakajima, *Japan Patent* 73 17,251; *Chem. Abstr.*, **79**, 91591p (1973).
184. Johnson, Matthey and Co., Ltd., *Brit. Patent* 1,326,013; *Chem. Abstr.*, **79**, 145988u (1973).
185. H. B. Tinker and D. E. Morris, *J. Organometal. Chem.*, **52**, C55 (1973).
186. D. E. Morris and H. B. Tinker, *Chem. Technol.*, **2**, 554 (1972).
187. L. H. Slaugh and R. D. Mullineaux, *U.S. Patent* 3,239,566; *Chem. Abstr.*, **64**, 15745a (1966); *U.S. Patent* 3,239,570; *Chem. Abstr.*, **64**, 19420b (1966).
188. G. Yagupsky, C. K. Brown, and G. Wilkinson, *J. Chem. Soc. A*, 1392 (1970).
189. J. Tsuji and Y. Mori, *Bull. Chem. Soc. Jap.*, **42**, 527 (1969).
190. Ya. T. Eidus, A. L. Lapidus, and E. Z. Gildenderg, *Kinet. Katal.*, **14**, 598 (1973).
191. N. M. Bogoradovskaya, N. S. Imyanitov, and D. M. Rudkovski, *Zh. Prikl. Khim. (Leningrad)*, **46**, 616 (1973).
192. G. Braca, G. Sbrana, F. Piacenti, and P. Pino, *Chim. Ind. (Milan)*, **52**, 1091 (1970).
193. P. Frediani, M. Bianchi, and F. Piacenti, *Chim. Ind. (Milan)*, **55**, 543 (1973).
194. H. F. Schulz and F. Bellstadt, *Ind. Eng. Chem., Prod. Res. Develop.*, **12**, 176 (1973).
195. A. J. Moffat, *J. Catal.*, **18**, 193 (1970).
196. W. O. Haag and D. D. Whitehurst, *Abstracts, The Second North American Meeting of the Catalysis Society, Houston, Texas, 1971*, p. 16.
197. G. O. Evans, C. U. Pittman, Jr., R. McMillan, R. T. Beach, and R. Jones, *J. Organometal. Chem.*, **67**, 295 (1974).
198. K. K. Robinson, F. E. Pawlik, A. Hershman, and J. F. Roth, *J. Catal.*, **15**, 245 (1969).
199. A. Hershman, K. K. Robinson, J. H. Craddock, and J. F. Roth, *Ind. Eng. Chem. Prod. Res. Develop.*, **8**, 372 (1969).
200. P. R. Pony, *J. Catal.*, **14**, 142 (1969).
201. G. Biale, *U.S. Patent* 3,733,362; *Chem. Abstr.*, **79**, 41873m (1973).
202. I. Wender, H. W. Sternberg, R. A. Friedel, S. J. Metlin, and R. E. Markby, *U.S. Bur. Mines, Bull.*, **600** (1960).
203. J. H. Staub, W. R. F. Guyer, and O. C. Slotterbeck, *U.S. Patent* 2,864,864; *Chem. Abstr.*, **53**, 9063e (1959).

204. J. Falbe, H. Tummes, and W. Weisheit, *Ger. Patent* 1,793,320; *Chem. Abstr.*, **77**, 4919u (1972).
205. H. Hara, *Ger. Offen.* 2,321,191; *Chem. Abstr.*, **80**, 26757d (1974).
206. R. F. Heck, *J. Amer. Chem. Soc.*, **85**, 3116 (1963).
207. J. A. Bertrand, C. L. Aldridge, S. Husebye, and H. B. Jonassen, *J. Org. Chem.*, **29**, 790 (1964).
208. S. Brewis and P. R. Hughes, *Chem. Commun.*, **6** (1966).
209. S. Brewis and P. R. Hughes, *Amer. Chem. Soc., Div. Petrol. Chem., Prepr.*, **14**, B170 (1969).
210. J. Falbe and F. Korte, *Chem. Ber.*, **95**, 2680 (1962).
211. J. Falbe, *Angew. Chem., Int. Ed.*, **5**, 435 (1966).
212. J. Falbe, N. Huppes, and F. Korte, *Chem. Ber.*, **97**, 863 (1964).
213. T. Susuki and J. Tsuji, *J. Org. Chem.*, **35**, 2982 (1970).
214. A. L. Nussbaum, T. L. Popper, E. P. Oliveto, S. Friedman, and I. Wender, *J. Amer. Chem. Soc.*, **81**, 1228 (1959).
215. P. F. Beal, M. A. Rebenstorf, and J. E. Pike, *J. Amer. Chem. Soc.*, **81**, 1231 (1959).
216. A. Rosenthal, *Advan. Carbohydrate Chem.*, **23**, 60 (1968).
217. W. L. Fichteman and M. Orchin, *J. Org. Chem.*, **34**, 2790 (1969).
218. T. D. Inch, *Synthesis*, **2**, 466 (1971).
219. Y. Izumi, *Angew. Chem., Int. Ed.*, **10**, 1871 (1971).
220. J. D. Morrison and H. S. Mosher, *Asymmetric Organic Reactions*, Prentice Hall, Englewood Cliffs, N.J., 1971.
221. R. E. Harmon, S. K. Gupta, and D. J. Brown, *Chem. Rev.*, **73**, 21 (1973).
222. P. N. Rylander, *Organic Synthesis with Noble Metal Catalysts*, Academic Press, New York, 1973.
223. L. Marko and B. Heil, *Catal. Rev.*, **8**, 289 (1973).
224. C. Botteghi, G. Consiglio, and P. Pino, *Chimia*, **26**, 141 (1972).
225. P. Pino, C. Botteghi, G. Consiglio, and S. Pucci, *Symp. Chem. Hydroformylation Relat. React., Proc.*, **1** (1972).
226. M. Tanaka, Y. Watanabe, T. Mitsudo, K. Yamamoto, and Y. Takegami, *Chem. Letters*, 483 (1972).
227. I. Ogata and Y. Ikeda, *Chem. Letters*, 487 (1972).
228. Agency of Industrial Sciences and Technology, *Japan Patent* 73 99,131; *Chem. Abstr.*, **80**, 95498g (1974).
229. H. B. Kagan and T.-P. Dang, *J. Amer. Chem. Soc.*, **94**, 6429 (1972).
230. T.-P. Dang and H. B. Kagan, *J. Chem. Soc., Chem. Commun.*, 481 (1971).
231. R. Stern, A. Hirschauer, and L. Sagus, *Tetrahedron Lett.*, 3247 (1973).
232. C. Salomon, G. Consiglio, C. Botteghi, and P. Pino, *Chimia*, **27**, 215 (1973).
233. G. Consiglio, C. Botteghi, S. Carlo, C. Salomon, and P. Pino, *Angew. Chem.*, **85**, 663 (1973).
234. L. K. Pugh and A. C. Harrison, *Ger. Offen.* 2,023,690; *Chem. Abstr.*, **74**, 87421n (1971); *Ger. Offen.* 2,108,422; *Chem. Abstr.*, **75**, 14027g (1971).
235. M. G. Katsnel'son, *Zh. Prikl. Khim. (Leningrad)*, **46**, 2745 (1973).
236. V. A. Dvinin, M. G. Katsnel'son, G. V. Kuz'mina, and E. I. Leenson, *Zh. Prikl. Khim. (Leningrad)*, **47**, 48 (1974).
237. M. G. Katsnel'son, *Zh. Prikl. Khim. (Leningrad)*, **47**, 155 (1974).
238. H. Isa, T. Inagaki, Y. Kiyonga, and M. Nagayama, *Ger. Offen.* 2,263,907; *Chem. Abstr.*, **79**, 91622z (1973).

239. J. Tsuji, *Accounts Chem. Res.*, **2**, 144 (1969).
240. H. D. Kaesz and R. B. Saillant, *Chem. Rev.*, **72**, 231 (1972).
241. J. P. McCue, *Coord. Chem. Rev.*, **10**, 265 (1973).
242. J. Chatt and B. L. Shaw, *J. Chem. Soc.*, 5075 (1962).
243. A. J. Deeming, B. F. G. Johnson, and J. Lewis, *J. Chem. Soc. Dalton*, 1848 (1973).
244. O. L. Kaliya, O. N. Temkin, N. G. Mekhryakova, and R. M. Flid, *Dokl. Akad. Nauk. S.S.S.R.*, **199**, 1321 (1971).
245. D. M. Fenton, *J. Org. Chem.*, **38**, 3192 (1973).
246. L. J. Kehoe and R. A. Schell, *J. Org. Chem.*, **35**, 2846 (1970).
247. T. Kajimoto, S. Wakamatsu, R. Nakanishi, M. Hara, K. Ohno, and J. Tsuji, *U.S. Patent* 3,723,486; *Chem. Abstr.*, **79**, 41976x (1973).
248. S. A. Butter, *Ger. Offen.* 2,106,541; *Chem. Abstr.*, **75**, 129357z (1971).
249. D. T. Thompson and R. Jackson, *Ger. Offen.* 2,114,544; *Chem. Abstr.*, **76**, 13931v (1972).
250. J. F. Knifton, *Ger. Offen.* 2,303,118; *Chem. Abstr.*, **79**, 146008m (1973).
251. J. F. Knifton, *Fr. Demande* 2,169,972; *Chem. Abstr.*, **80**, 59494u (1974).
252. D. Forster and D. E. Morris, *Ger. Offen.* 2,263,442; *Chem. Abstr.*, **79**, 78121r (1973).
253. D. E. Morris, *Ger. Offen.* 2,310,808; *Chem. Abstr.*, **79**, 136534r (1973).
254. D. E. Morris, *Ger. Offen.* 2,324,765; *Chem. Abstr.*, **80**, 70359z (1974).
255. E. M. Frankel and F. L. Thomas, *J. Amer. Oil Chem. Soc.*, **50**, 39 (1973).
256. Shell Internationale Research Maatschappij N.V., *Neth. Appl.* 69 02,651; *Chem. Abstr.*, **73**, 130639h (1970).
257. K. Bott, *Angew. Chem.*, **85**, 911 (1973).
258. C. Botteghi, G. Consiglio, and P. Pino, *Chimia*, **27**, 477 (1973).
259. B. K. Nefedov, N. S. Sergeeva, and Ya. T. Eidus, *Izv. Akad. Nauk S.S.S.R., Ser. Khim.*, 608 (1974).
260. Y. Iwashita, M. Sakuraba, and A. Nakamura, *Japan Pat.* 73 19,291; *Chem. Abstr.*, **79**, 78800m (1973).
261. Y. Souma and H. Sano, *Kagaku Kogyo*, **24**, 1342 (1973).
262. Y. Souma, H. Sano, and J. Iyoda, *J. Org. Chem.*, **38**, 2016 (1973).
263. K. V. Puzitskii, S. D. Pirozhkov, K. G. Ryabova, T. N. Myschenkova, and Ya. T. Eidus, *Izv. Akad. Nauk S.S.S.R., Ser. Khim.*, 202 (1974).
264. G. N. Schrauzer, *Advan. Catal.*, **18**, 373 (1968).
265. F. D. Mango and J. H. Schachschneider, *Transition Metals in Homogeneous Catalysis* (Ed. G. N. Schrauzer), Marcel Dekker, New York, 1971, Chap. 6.
266. N. Calderon, *Accounts Chem. Res.*, **5**, 127 (1972).
267. M. N. Berger, G. Boocock, and R. N. Haward, *Advan. Catal.*, **19**, 211 (1969).
268. D. G. H. Ballard, *Advan. Catal.*, **23**, 263 (1973).
269. R. Long and G. H. Whitfield, *J. Chem. Soc.*, 1852 (1964).
270. D. Medema, R. van Helden, and C. F. Kohll, *Inorg. Chim. Acta*, **3**, 255 (1969).
271. H. C. Volger, K. Vrieze, J. W. F. M. Lemmers, A. P. Praat, and P. W. N. M. van Leeuwen, *Inorg. Chim. Acta*, **4**, 43S (1970).
272. G. P. Chiusoli and G. Commetti, *J. Chem. Soc., Chem. Commun.*, 1015 (1972).
273. G. P. Chiusoli, G. Commetti, and V. Bellotti, *Gazz. Chim. Ital.*, **103**, 569 (1973).
274. L. Cassar, G. P. Chiusoli, and F. Guerrieri, *Synthesis*, 509 (1973).
275. G. P. Chiusoli, *Accounts Chem. Res.*, **6**, 422 (1973).

276. S. Hosaka and J. Tsuji, *Tetrahedron*, **27**, 3821 (1971).
277. D. G. Kuper and W. B. Hughes, *U.S. Patent* 3,746,747; *Chem. Abstr.*, **79**, 104777f (1973).
278. W. E. Billups, W. E. Walker, and T. C. Shields, *J. Chem. Soc. D, Chem. Commun.*, 1067 (1971).
279. J. Tsuji, Y. Mori, and M. Hara, *Tetrahedron*, **28**, 3721 (1972).
280. J. Tsuji, *Accounts Chem. Res.*, **6**, 8 (1973).
281. H. Fukutani and M. Tokizawa, *Japan Patent* 73 25,169; *Chem. Abstr.*, **79**, 104765a (1973).
282. J. A. Scheben, *U.S. Patent* 3,536,739; *Chem. Abstr.*, **74**, 12639f (1971).
283. T. J. Kealy and R. E. Benson, *J. Org. Chem.*, **26**, 3126 (1961).
284. R. Baker, B. N. Blackett, and R. C. Cookson, *J. Chem. Soc., Chem. Commun.*, 802 (1972).
285. M. Green, S. Heathcock, and D. C. Wood, *J. Chem. Soc. Dalton*, 1564 (1973).
286. M. Green, S. Tolson, J. Weaver, D. C. Wood, and P. Woodward, *J. Chem. Soc., Chem. Commun.*, 222 (1971).
287. J. Weaver and P. Woodward, *J. Chem. Soc. A*, 3521 (1971).
288. Y. Menachern and A. Eisenstadt, *J. Organometal. Chem.*, **33**, C29 (1971).
289. J. Mantzaris and E. Weissberger, *J. Amer. Chem. Soc.*, **96**, 1873; 1880 (1974).

CHAPTER 13

Imidines and diamidides (1,3,5-triazapentadienes)

JOHN A. ELVIDGE

Chemistry Department, University of Surrey, England

and

N. R. BAROT

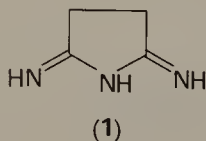
Chemistry Department, University of Nairobi, Kenya

I. INTRODUCTION	1168
II. SYNTHESSES OF IMIDINES	1170
A. Cyclization of Diamidine Salts	1170
B. Reaction of Diimidoates with Amines	1171
C. Addition of Ammonia or Amines to Dinitriles	1172
1. Uncatalysed addition	1172
2. Alkoxide catalysed addition	1174
3. Addition effected by sodamide	1175
4. Using amine salts, and related processes	1177
D. Reactions of Halogen-substituted Precursors with Ammonia	1178
E. Reactions of Alkoxy- and Thio-substituted Precursors with Ammonia or Amines	1179
F. From the Addition of Hydrogen Bromide to a Trinitrile	1180
III. SYNTHESSES OF DIAMIDIDES (1,3,5-TRIAZAPENTADIENES)	1181
A. Reaction of Benzamidines with Benzimidochlorides	1182
B. From <i>N</i> -Benzoyl- <i>N'</i> -phenylbenzamidines and Amines	1183
C. From Imidosulphonates and Amidines	1184
D. From <i>N</i> -Thiobenzoylbenzamidines and Amines	1184
E. From Arylamidines and Arylaldehydes	1185
IV. PROPERTIES AND REACTIONS OF IMIDINES	1185
A. General Characteristics	1185
B. Reactions with Water	1188
C. Reactions with Hydroxylamine	1190
1. Imidine oximes from imidines	1190
2. Imidine oximes from dinitriles	1192
D. Reactions with Amines	1193
1. Condensations with primary amines	1193
2. Reactions with secondary amines	1194

3. Replacement of <i>N</i> -substituted imidine functions	1195
4. Substitution with rearrangement	1196
5. Mechanism of amine-imidine substitutions	1197
6. Imidine-diamine adducts	1198
7. Cross-conjugated macrocycles from diamines	1199
8. Dehydrogenation of imidines in reactions with aniline	1204
9. Bimolecular reduction of imidines by amines	1206
10. Ring-expansion of imidines by hydrazine	1207
E. Alkylation and Arylation	1210
F. Condensations between Imidines	1212
1. Self-condensation	1212
2. Mixed-condensation	1214
G. Reactions with Active Methylene Compounds	1216
H. Metal Derivatives of Imidines and their Substitution Products	1219
1. Miscellaneous open-chain and macrocyclic chelates	1219
2. Phthalogen compounds	1225
I. Hydrogenolysis and Dehydrogenation of Glutarimidines	1229
V. PROPERTIES AND REACTIONS OF DIAMIDIDES	1230
A. General Characteristics	1230
1. Conjugated diamidides	1230
2. Non-conjugated diamidides	1232
3. A triamidide	1233
VI. SPECTROSCOPIC EVIDENCE FOR THE FINE STRUCTURE OF IMIDINES	1234
A. Ultraviolet Absorption and N.M.R. Results	1234
1. 1,3-Diiminoisoindoline and derivatives	1234
2. Other imidines	1241
B. Infrared Absorption Results	1244
VII. REFERENCES	1247

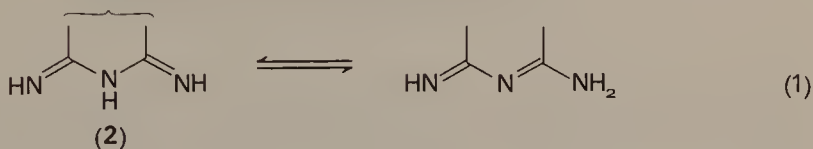
I. INTRODUCTION

In the course of pioneering work on the nature and reactions of imidates¹ derived from nitriles, Pinner encountered² the hydrochloride of the tri-nitrogen analogue (1) of succinic anhydride. This he named succinimidine hydrochloride. Later he extended³ the nomenclature to the next higher homologue, glutarimidine.



The term imidine can therefore be taken as a generic name for those analogues of the cyclic anhydrides of dicarboxylic acids in which nitrogen

fully replaces oxygen, so that an imidine is represented by the general formula (2) where the ring may be saturated or unsaturated. Because tautomerism is feasible (equation 1), the name imidine is convenient in that (like the name amidine) it ignores the detail of fine structure, which may not always be relevant or may be difficult to define. Chemically, the



special class name imidine appears justified because the compounds defined by 2 have a characteristic set of properties⁴. For example, they are very easily hydrolysed by water and readily undergo displacement reactions with amines and active methylene compounds. However, the term imidine is not recognized in the IUPAC rules on nomenclature⁵ and so its use here will be restricted to the generic one. Individual members of the class will be named systematically, for convenience in the diimino tautomeric form (2), unless the substitution fixes the structure in the alternative amino-imino form.

Following the discovery of succinimidine hydrochloride in 1883², virtually no further work on this new type of compound was reported until the early 1950's when Bayer Farbenfabriken⁶ found that 1,3-diiminoisoindoline (or 1-amino-3-iminoisoindolenine, as they preferred to regard it) was an excellent precursor of metal phthalocyanines, providing for the first time a means of satisfactorily applying these extraordinarily fast pigments to fabrics. One result of this important discovery was the stimulation of interest in the general chemistry of diiminoisoindoline and of other imidines^{4,6b,7}.

A few homologues of the imidines (2) are known in which *two* of the three nitrogen atoms are parts of ring systems. This annelation can modify the properties especially if one or both of the rings is aromatic.

Some open-chain compounds containing the functional grouping shown at 2 have been described and were called diamidides⁸. Again, the trivial name is convenient for generic designation: individuals are named systematically as 1,3,5-triazapentadienes. One triamidide (a 1,3,5,7-tetraazaheptatriene) has also been prepared^{8b}. The main differences from the imidines shown by these acyclic analogues are the apparent absence of easy displacement reactions, the relative inaccessibility of *N*-unsubstituted members, and the absence of members lacking C-aryl substituents.

Formally, biurets and biguanides and those compounds derived by addition of amidines to carbodiimides possess the N—C—N—C—N

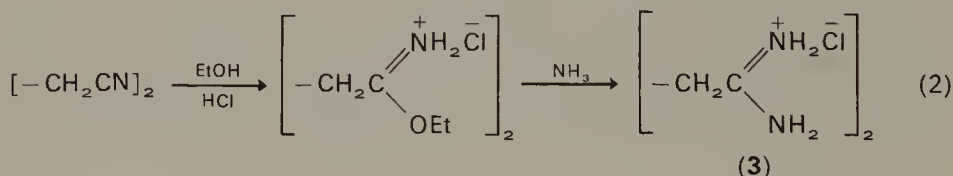
function, but for reasons of their chemistry—the first are ureides and the latter two are guanidines—it would be inappropriate to include such compounds in this Chapter.

II. SYNTHESSES OF IMIDINES

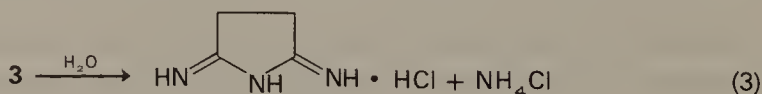
The discovery of the first imidine was incidental to other studies^{1,2} and the method of synthesis, the cyclization of a diamidine salt (detailed below), has hardly been extended: neither has the related reaction of diimidoates with amines. The most important routes to imidines involve the cycloaddition of ammonia or amines to 1,2- and 1,3-dinitriles. The addition will proceed directly at elevated temperature (*c.* 90–200°C) usually necessarily under pressure but is susceptible to base catalysis (e.g., with alkoxides) and will then proceed in boiling methanol, whilst sodamide or sodio derivatives of amines in molar proportion can be employed under very mild conditions. Amine salts have been little used: they react with dinitriles only at rather high temperatures. The particular importance of 1,3-diiminoisindoline as a precursor of phthalocyanines has resulted in the investigation of routes to this imidine from substituted (alkoxy, thio, halogeno) 1(*H*)-isindoles.

A. Cyclization of Diamidine Salts

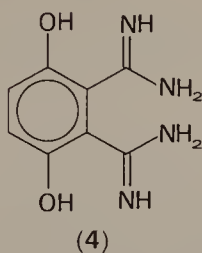
This earliest route was an incidental finding of Pinner's in 1883², when he attempted to recrystallize succindiamidine dihydrochloride (**3**) from water in the course of preparing this amidine from succinonitrile by the method shown (equation 2). The gentle heating caused cyclization with



elimination of ammonium chloride (equation 3), and succinimidine (2,5-diiminopyrrolidine) hydrochloride crystallized out, being the least soluble salt present. The method was confirmed by I.C.I. Ltd.⁹, but remains

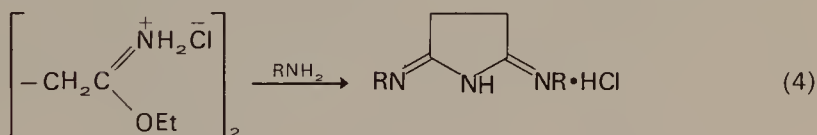


of historical interest, not having been exploited further. This is principally because there are shorter routes from dinitriles to imidines. It appears that diamidines, as free bases, will not necessarily cyclize readily: thus the yellow vicinal diamidine¹⁰ (4) turned black and decomposed above 210°C when heated.

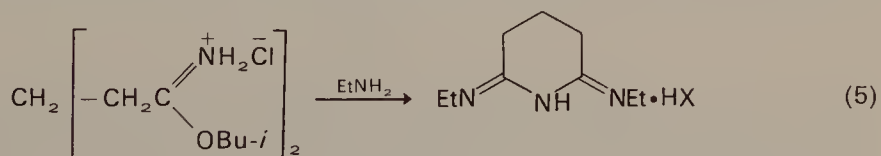


B. Reaction of Diimidoates with Amines

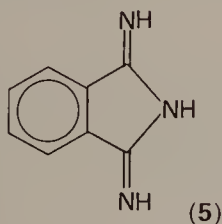
From diethyl succindiimidoate dihydrochloride and methylamine, Pinner¹¹ obtained the hydrochloride of 2,5-bismethyliminopyrrolidine



(equation 4, R = Me). Similarly, from diisobutylglutardiimidoate dihydrochloride and ethylamine he obtained³ 2,6-bisethyliminopiperidine (equation 5) which was isolated as the platinichloride. More recently, the



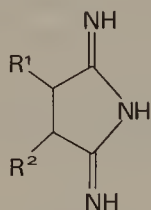
succindiimidoate salt was treated with aniline to provide the hydrochloride of 2,5-bisphenyliminopyrrolidine⁹ (equation 4, R = Ph). Also, the diimidoate salt derived from phthalonitrile in chloroform with ethanolic hydrogen chloride was treated with ammonia to give 1,3-diiminoisoindoline (5) as the hydrochloride^{4a}.



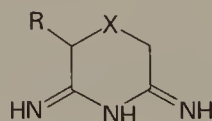
C. Addition of Ammonia or Amines to Dinitriles

1. Uncatalysed addition

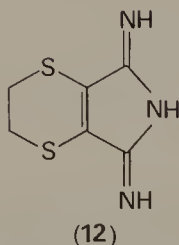
Direct addition of ammonia to dinitriles (equation 6) has frequently proved to be the best method for preparing imidines in quantity. Thus by heating phthalonitrile with an excess of ammonia in methanol at 90–100°C in a glass-lined autoclave for 4 h, an almost-quantitative yield of 1,3-diiminoisoindoline (**5**) is obtained^{4a}. With the temperature and time optimized in each case by trial, the method was used with aliphatic dinitriles to prepare, in the stated yields, 2,5-diiminopyrrolidine (succinimidine)⁹ (**6**) (85 %), its 3-methyl homologue¹² (**7**) (73 %), *rac*-2,5-diimino-3,4-dimethylpyrrolidine¹³ (**8**) (69 %), 2,6-diiminopiperidine (glutarimidine)¹⁴ (**9**) (45 %), its 3-phenyl derivative¹⁴ (**10**) (52 %), and 4-benzyl-2,6-diiminopiperazine¹⁵ (**11**) (50 %). The imidine (**12**) was also obtained¹⁶ by this route.



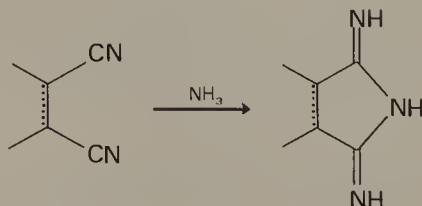
- (6) R¹ = R² = H
 (7) R¹ = Me, R² = H
 (8) R¹ = R² = Me



- (9) R = H, X = CH₂
 (10) R = Ph, X = CH₂
 (11) R = H, X = NCH₂Ph

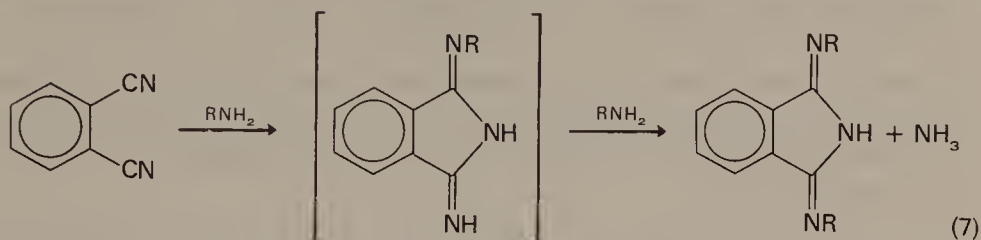


Extension of the reaction (equation 6) to amines has been shown to be feasible. Thus methylamine and ethylamine in ethanol with phthalonitrile at 100°C under pressure gave, respectively, 1,3-bismethylimino- (78 %)

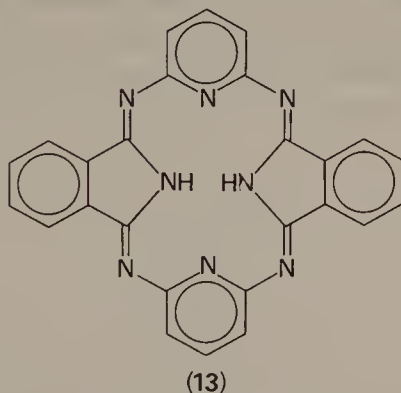


(6)

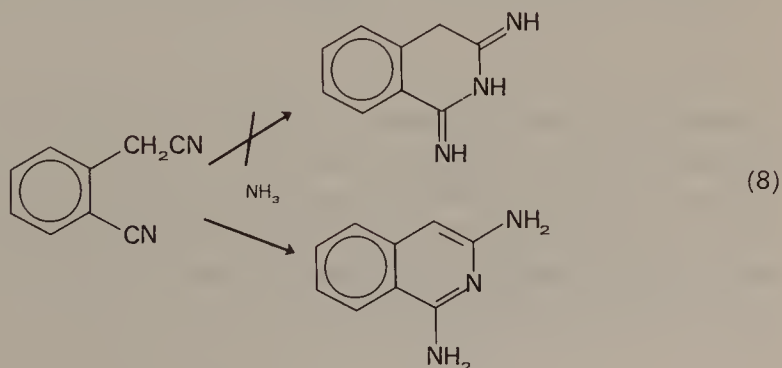
and -bisethyliminoisoindoline¹⁷ (63 %). Presumably in these cases there is cycloaddition of the amine to the dinitrile followed by substitution with elimination of ammonia, as indicated in equation 7 (although alternatives



are possible). In a further extension, aromatic diamines were interacted with phthalonitriles in a high boiling solvent to yield macrocyclic products¹⁸: for example^{18b}, 2,6-diaminopyridine and phthalonitrile in boiling chloronaphthalene gave the macrocycle **13**, effectively a di-substituted imidine, which had earlier been made¹⁹ from 1,3-diiminoisoindoline.



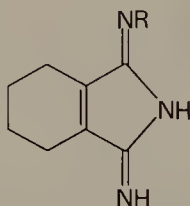
The cycloaddition of ammonia to dinitriles (equation 6) does not invariably lead to the formation of imidines. Thus interaction of *o*-cyanobenzyl cyanide with ammonia gave 1,3-diaminoisoquinoline²⁰ and not the imidine (see equation 8). An imidine of this type might well be



expected to tautomerize under mild conditions to the resonance-stabilized diaminoazaarene, and so the direct formation of the diaminoisoquinoline rather than the imidine is hardly surprising. Addition of ammonia to 3,6-dihydroxyphthalonitrile in methanol at ordinary temperature occurred without cyclization and so afforded the phthalodiamidine (**4**)¹⁰. Attempts to add ammonia to *o*-cyanocinnamionitrile (both *cis* and *trans*) resulted in some addition to the exocyclic double bond and gave 3-amino-3-(*o*-cyanophenyl)propionitrile in very low yield together with much intractable material²¹.

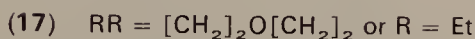
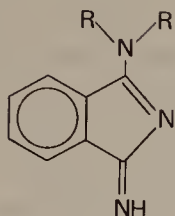
2. Alkoxide catalysed addition

The imidine (**14**) from Δ^1 -tetrahydrophthalonitrile was conveniently obtained²² by passing ammonia through a refluxing solution of the dinitrile in methanol containing a trace of sodium methoxide. The method has also been used²³ for preparing 1,3-diiminoisoindoline (**5**) but the yield was much inferior (43 %)^{23a} to that from the addition of ammonia under pressure (method C.1). Further use of the method was recently made to obtain the imidines from 4-nitro- and 4-acetamidophthalonitrile and from 2,3-dicyanopyrazine^{23b}, the yield in this last case being very high (96.5 %).



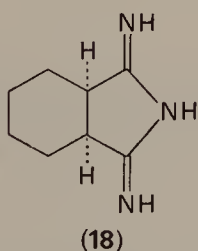
- (**14**) R = H
 (**15**) R = Bu
 (**16**) R = Ph

Extensions of the method to amines have been described. Thus the sodium methoxide catalysed cycloaddition of butylamine and of aniline to phthalonitrile in boiling methanol gave **15** and **16**²⁴. With the secondary amines, morpholine and diethylamine, and strict control of the reaction time, the rather sensitive 1-amino-3-imino-1(*H*)-isoindoles (**17**) were successfully obtained¹⁷ and characterized as their picrates. Piperidine was similarly added to phthalonitrile²⁵.

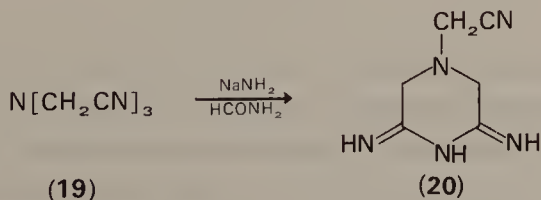


3. Addition effected by sodamide

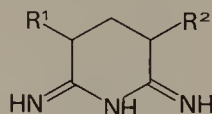
Bayer Farbenfabriken reported²⁵ that a 1 molar proportion of sodamide in formamide at ordinary temperatures effected addition of ammonia to phthalonitrile, so affording 1,3-diiminoisoindoline (**5**) which crystallized out. The method worked only moderately well for the preparation from succinonitrile of succinimidine (**1**)⁹ which was obtained slightly impure in 47% yield, but was the only effective route by which *cis*-hexahydrophthalonitrile could be converted into the corresponding imidine (**18**)²².



With the *trans*-hexahydrophthalonitrile, reaction was very slow, and the product was indistinguishable from **18**²²; that the cycloaddition has been accompanied by a *trans* to *cis* conversion was confirmed by very mild hydrolysis of the imidine product to the *cis*-imide. The sodamide-in-formamide method satisfactorily yielded 3,5-diiminopiperazin-1-ylacetonitrile (**20**)¹⁵ from nitrilotriacetonitrile (**19**), and the imidines (**21**) and



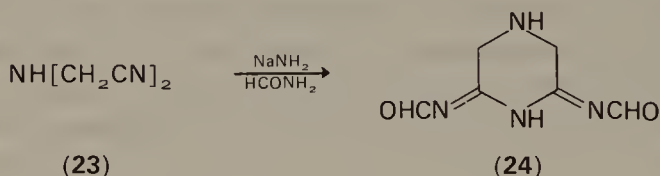
(22) in very high yields from α -methyl- and α,α' -dimethylglutaronitrile, respectively²⁶. From *N*-benzyliminodiacetonitrile, the method afforded¹⁵



(21) $R^1 = \text{Me}, R^2 = \text{H}$

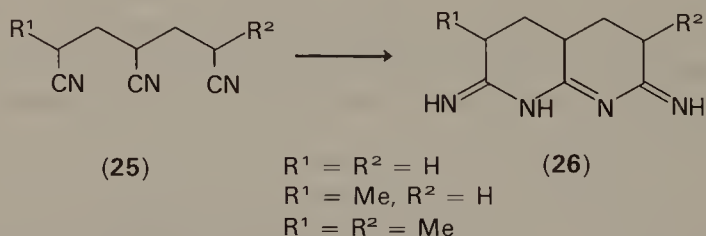
(22) $R^1 = R^2 = \text{Me}$

the imidine (11) as its formamide solvate. Unexpectedly, iminodiacetonitrile itself (23) yielded 2,6-bisformyliminopiperazine (24) in a slow reaction¹⁵. Presumably there is an equilibrium in the reaction medium



between amide and formamide anion, both of which entities could attack the dinitrile reversibly. Hence the isolation of 24 rather than the expected imidine in this last case is evidently an accident of the lower solubility of the diformyl derivative.

The sodamide-formamide route gave the expected imidines from 4-trimethylsilyl- and 4,5-bistrimethylsilylphthalonitrile²⁷. In an interesting further application of the method to the 1,3,5-trinitriles (25), the 'extended-imidine' products (26) were obtained in excellent yields²⁶.



(25)

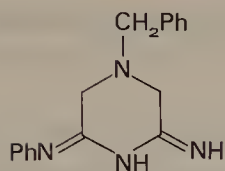
$R^1 = R^2 = \text{H}$

$R^1 = \text{Me}, R^2 = \text{H}$

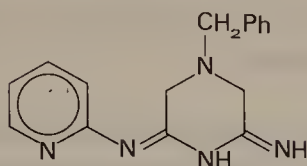
$R^1 = R^2 = \text{Me}$

(26)

Extension of the sodamide reaction to the use of the sodio derivatives of other amines allowed the preparation of otherwise inaccessible derivatives. Thus treatment of *N*-benzyliminodiacetonitrile with sodio aniline in benzene or in an excess of aniline afforded 27, whilst with the sodio derivative of 2-aminopyridine in *N,N*-dimethylaniline, 28 was obtained¹⁵.



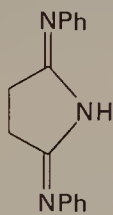
(27)



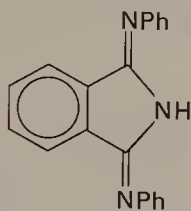
(28)

4. Using amine salts, and related processes

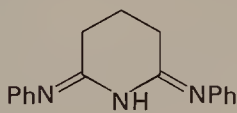
Fusion of succinonitrile with aniline hydrochloride according to Blochmann's method²⁸ gave an infusible hydrochloride, from which the imidine derivative (29) was obtained on basification⁹. Similarly, fusion of aniline hydrochloride with phthalonitrile yielded⁹ the yellow hydrochloride of the imidine derivative (30) and fusion with glutaronitrile gave¹⁴ the hydrochloride of 31. The method did not work with α,α' -dimethylsuccinonitrile¹³.



(29)



(30)

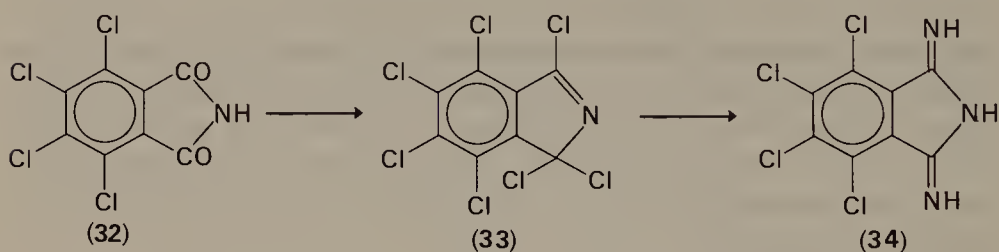


(31)

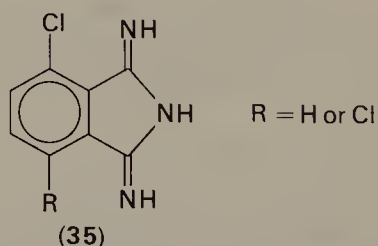
Although the use of ammonium chloride does not appear to have been tried, ammonium nitrate (which sublimes less readily) has been used in a somewhat analogous reaction but starting with imide or anhydride rather than dinitrile. Clearly applicable to the preparation of only the most stable imidines and used so far solely for 1,3-diiminoisoindoline, the method comprised heating phthalimide in nitrobenzene with urea and ammonium nitrate in the presence of ammonium molybdate for 20 h at 150–160°C^{6,25,4a}. Alternatively, phthalic anhydride was used both as starting material and solvent and the reaction conducted at 170°C for 8–10 h^{6,25}. In each case the imidine was obtained as the nitrate; however, attempts to repeat the directions^{6a} for the generation of the base, with aqueous sodium hydroxide and cooling, were quite unsuccessful^{4a}. In a related procedure, the amide, toluene-*p*-sulphonamide, was heated with phthalonitrile in molten urea at 150–160°C to give, by cycloaddition, the monotosulphenyl derivative of 1,3-diiminoisoindoline²⁵.

D. Reactions of Halogen-substituted Precursors with Ammonia

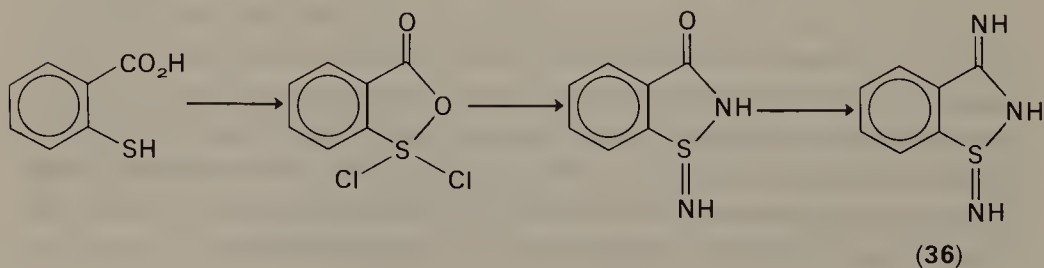
Bayer Farbenfabriken found^{29a} that phthalimide and substituted phthalimides such as the 4-phenyl, 4-nitro, 5,6-dinitro, and 3,4,5,6-tetrachloro derivatives underwent reaction with phosphorus pentachloride to give the corresponding 1,1,3-trichloro-1(*H*)-isoindoles which with ammonia then yielded the imidines; for example **32** afforded **33** and thence **34**. Du Pont later used^{29b} phosphorus pentachloride in the oxy-



chloride for the first stage, and ammonia in formamide for the second, and thereby prepared the 4-chloro- and 4,7-dichloro-1,3-diiminoisoindolines (**35**).

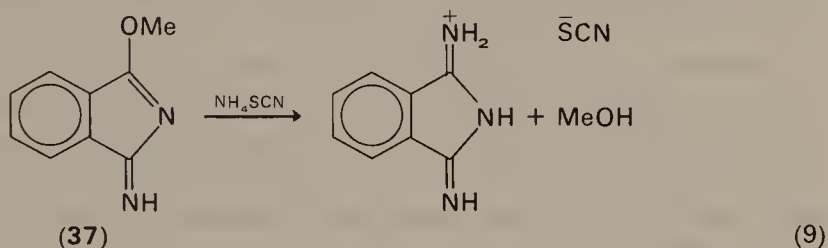


The imidine (**36**), which is also both a sulphimine and a benzoisothiazoline derivative, was prepared from the *S*-dichloro anhydro compound derived from treatment of *o*-carboxybenzenethiol (thiosalicylic acid) with chlorine: first, reaction with ammonia yielded the imide sulphimine, and then fusion with urea in the presence of ammonium molybdate gave the imidine (**36**)³⁰.

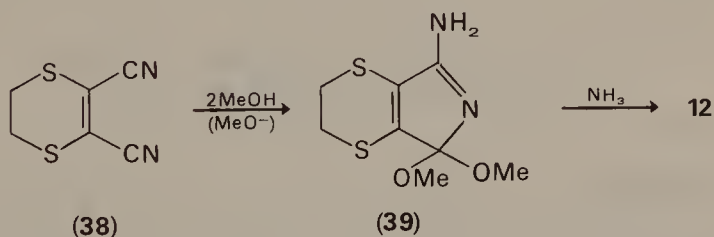


E. Reactions of Alkoxy- and Thio-substituted Precursors with Ammonia or Amines

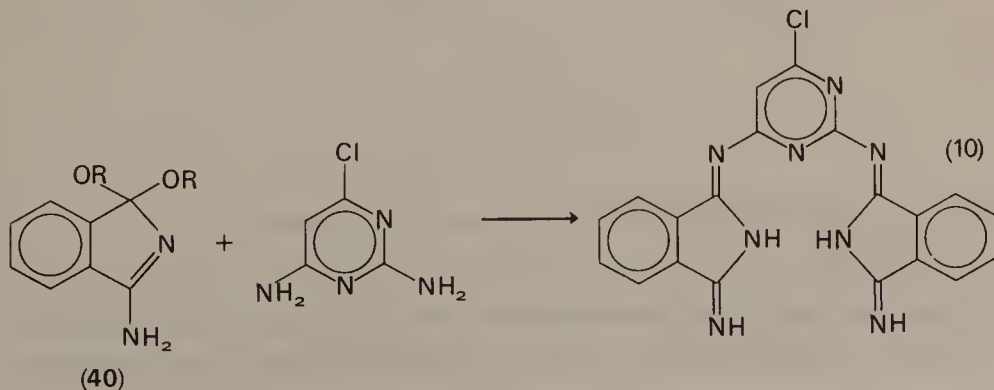
Treatment of phthalonitrile in methanol with one molecular proportion of sodium methoxide gave the cycloaddition product (37)²⁵, or its sodio derivative³¹, according to the conditions. Treatment of 37 with ammonium thiocyanate then provided³² the hydrothiocyanate of 1,3-diiminoisoindoline (equation 9). The dinitrile (38) added two molecular proportions

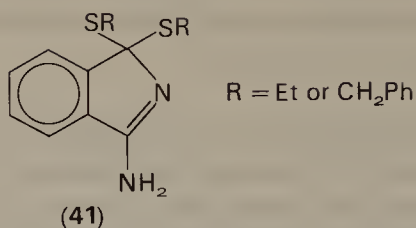


of methanol under methoxide catalysis giving 39¹⁶, which with ammonia in methanol afforded the imidine (12). Similar double addition of alcohols

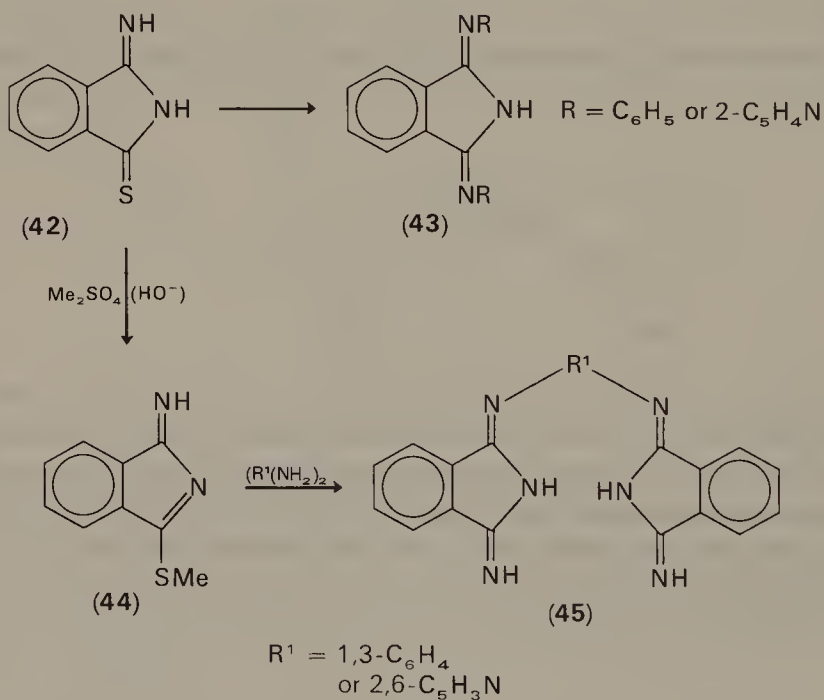


or 1,2-glycols to phthalonitrile, with cyclization, was known^{6b,25} and the products (40) could be converted into imidine derivatives by reaction with amines^{25,33,34}; an example³³ is shown in equation (10). Doubtless with similar reactions in mind, the products (41) of double addition of thiols to phthalonitrile were prepared³⁵ using alkoxide as base catalyst.





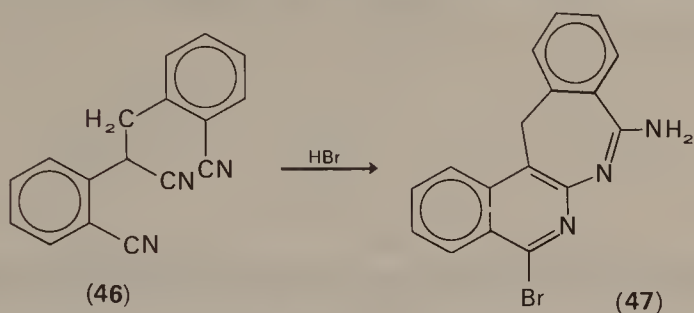
Addition of hydrogen sulphide to phthalonitrile gave 1-amino-3-thioisindoline (42) which with aniline or 2-aminopyridine in boiling ethanol underwent displacement of both functional groups to give the corresponding disubstituted imidine derivatives (43)³⁶ but this was clearly not a general reaction. With butylamine in the presence of aqueous sodium hydroxide, (42) gave the monobutyl-substituted imidine (15)³⁶. With aniline in the cold the *S*-methyl derivative (44) smoothly gave 16³⁶, and with *m*-phenylenediamine or 2,6-diaminopyridine yielded the products 45³⁶.



F. From the Addition of Hydrogen Bromide to a Trinitrile

Treatment of the trinitrile (46) with dry hydrogen bromide in ether-methylene dichloride effected conversion into the bicyclic imidine deriva-

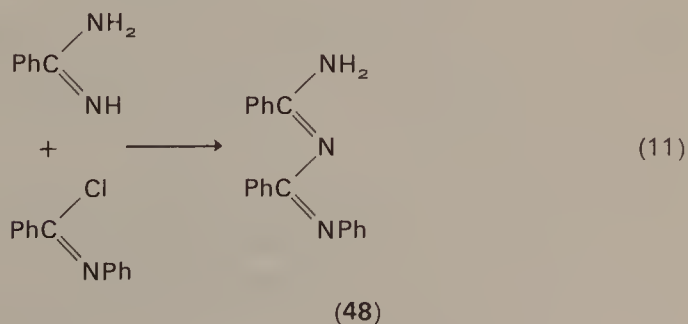
tive (47) which, being very sparingly soluble, was characterized as the *N*-diacetyl derivative³⁷. Addition of hydrogen bromide to dinitriles³⁷ does not of course lead direct to imidines, but the reaction of the adducts with ammonia is a possible route. It seems probable that the preparation



of the imidine (12) from the corresponding dinitrile (38) via the tri(hydrogen bromide) complex¹⁶ is an example, although the nature of this complex was not investigated. If so, the preparation should really be classified under II.D above.

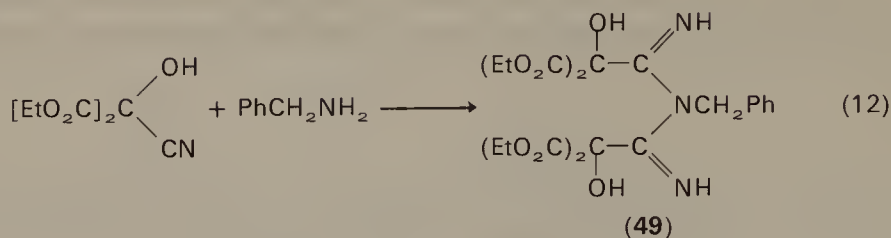
III. SYNTHESSES OF DIAMIDIDES (1,3,5-TRIAZAPENTADIENES)

In 1892 Pinner showed³⁸ that the first few claims to have prepared compounds of this class³⁹ were incorrect and that the products were triazines. The first authentic preparation of a diamidide was that by Ley and Müller⁴⁰ in 1907 of 1,2,4-triphenyl-1,3,5-triazapenta-1,3-diene (48) from benzamidine and *N*-phenylbenzimidochloride in ether (equation 11).



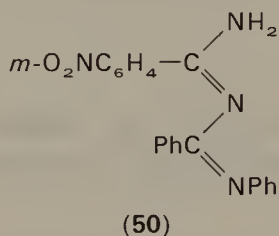
These workers also prepared a guanylamidide. Subsequently, Curtiss and Nickell⁴¹ obtained the very unstable diamidide (49) from diethyl cyanotartrate and benzylamine (equation 12). Nothing further was

reported until 1951 when the first systematic investigation of diamidides was begun⁸.

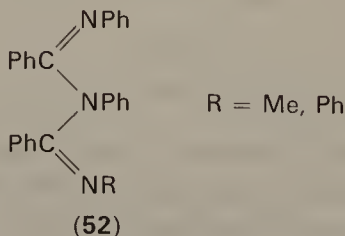
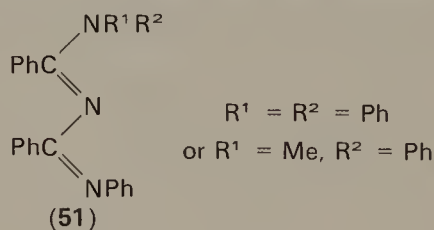


A. Reaction of Benzamidines with Benzimidochlorides

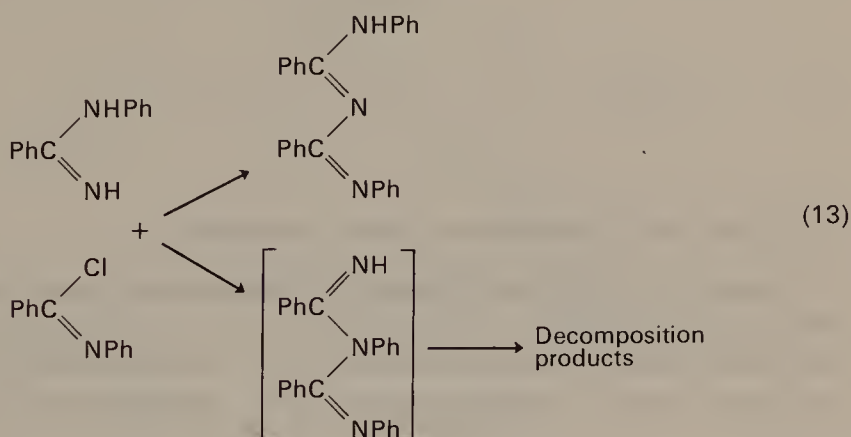
Ley and Müller's preparation of **48** was substantiated by Cooper, Partridge, and Short^{8a} who also used the reaction with *m*-nitrobenzamidine, so obtaining **50**. Extension of the reaction (equation 11) to *N,N*-



and *N,N'*-disubstituted benzamidines with *N*-substituted benzimidochlorides in benzene then provided, respectively, the conjugated diamidides (**51**) and the unconjugated diamidides (**52**). The latter type was relatively

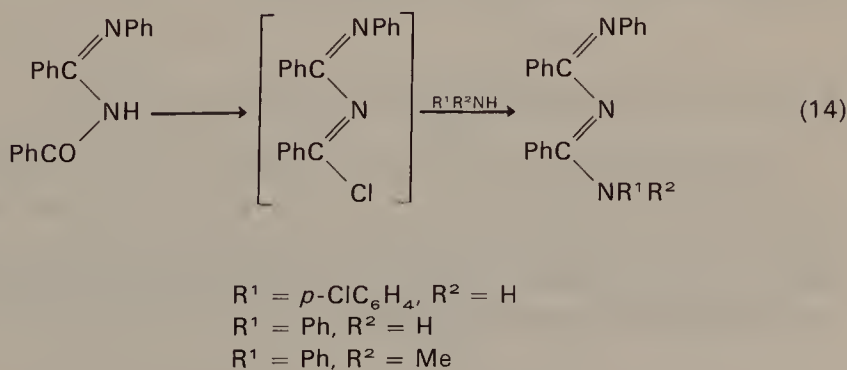


unstable. One reaction capable of giving both types of compound (equation 13) produced only the conjugated diamidide together with decomposition products of the unconjugated diamidide. This was in spite of the fact that, as observed from the yields, the reaction leading to the unconjugated diamidide was the favoured primary process.

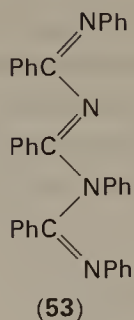


B. From *N*-Benzoyl-*N'*-phenylbenzamidine and Amines

This route^{8a}, a logical extension of the foregoing, involved the conversion *in situ* of the benzoylamidine into the imidochloride which then reacted with the amine, as in equation (14). *p*-Chloroaniline, aniline, and

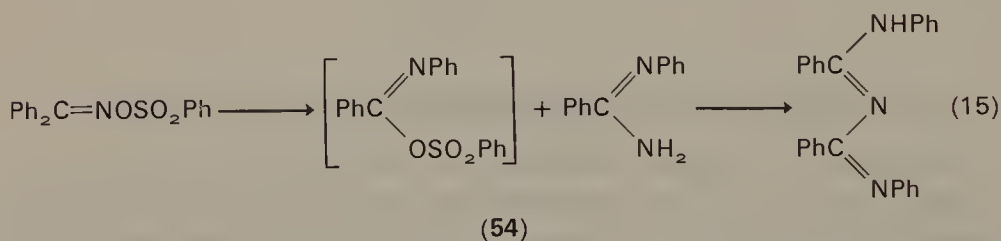


N-methylaniline were used. In a further experiment, employing *N,N'*-diphenylbenzamidine as the base, the triamidide (53), 1,2,4,5,6,7-hexaphenyl-1,3,5,7-tetra-azahepta-1,3,6-triene, was prepared.



C. From Imidosulphonates and Amidines

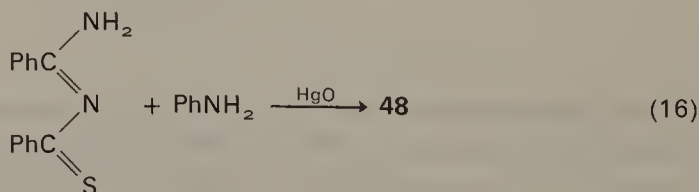
Because the benzenesulphonate of benzophenone oxime undergoes spontaneous Beckmann rearrangement⁴² to the imidosulphonate, its treatment with *N*-phenylbenzamidine led^{8a} to the diamidide (**54**) (equation 15). More feasibly, imidosulphonates were generated from *N*-substi-



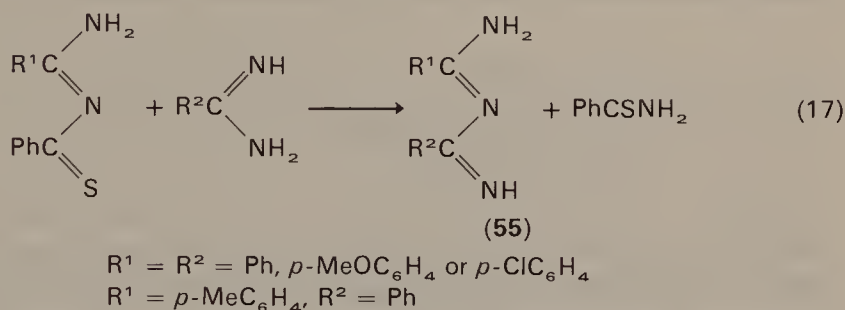
tuted amides and sulphonyl chlorides in pyridine. Subsequent addition of an amidine then afforded the diamidide^{8a}.

D. From *N*-Thiobenzoylbenzamidines and Amines

N-Thiobenzoylbenzamidines were prepared from the benzoyl compounds via the imidochloride and treatment with hydrogen sulphide in triethylamine. *N*-Thiobenzoylbenzamidine itself was first treated with aniline in the presence of mercuric oxide and the diamidide (**48**) was thereby obtained^{8b} (equation 16).

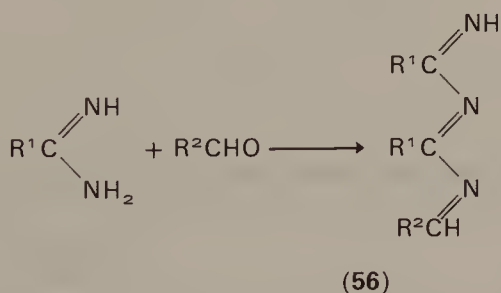


A better method^{8b} was to treat the thiobenzoyl compound with an amidine, whereby thiobenzamide was eliminated, and in this way (equation 17) several conjugated *N*-unsubstituted diamidides (**55**) were successfully obtained and characterized as their hydrochloride hydrates or hemi-hydrates.



E. From Arylamidines and Arylaldehydes

Japanese workers discovered⁴³ that condensation of aryl aldehydes with arylamidines did not give the simple arylidene-amidines $\text{ArCH:N}\cdot\text{CAr':NH}$ as earlier reported⁴⁴, but instead led to the diamidide derivatives (**56**) together with substituted triazines.

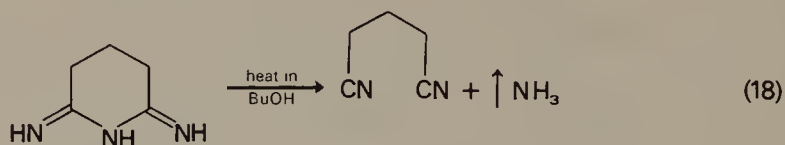


IV. PROPERTIES AND REACTIONS OF IMIDINES

A. General Characteristics

The simple imidines, defined by the structure (2) and its tautomers (see Section I) are white crystalline solids, insoluble in hydrocarbons and e.g. diethyl ether and ethyl acetate. They may be crystallized from dry alcohols,

formamide, and dimethyl formamide or from mixtures of these with ether or benzene^{4a,9,13,14,22}. The imidines (7) and (8) were induced to crystallize by trituration with ethyl acetate^{12,13}. On being heated, imidines decompose at moderate temperatures, some without melting (see Table 1). Glutarimidine dissociates in boiling butanol to ammonia and the dinitrile¹⁴ (equation 18), as does 1,3-diiminoisoindoline (5) at its melting



point⁴⁵: in boiling 2-ethoxyethanol, diiminoisoindoline dissociates slowly and affords an appreciable yield of tricyanocyaphenine⁴⁵ (57), the trimer of phthalonitrile. Some imidines, e.g. diiminoisoindoline,

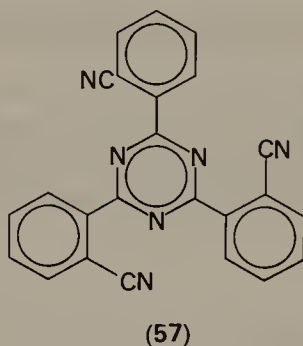


TABLE 1. Melting and decomposition points of some imidines

No	Imidine	Melting or decomposing point	Reference
1	Succinimidine	decomp. 200 °C	9
7	2,5-Diimino-3-methylpyrrolidine	143 °C(decomp.)	12
8	2,5-Diimino-3,4-dimethylpyrrolidine	decomp. 130–140 °C	13
9	Glutarimidine	157–158 °C(decomp.)	14
10	2,6-Diimino-3-phenylpiperidine	201–202 °C(decomp.)	14
21	2,6-Diimino-3-methylpiperidine	154–155 °C(decomp.)	82
22	2,6-Diimino-3,5-dimethylpiperidine	209–210 °C(decomp.)	82
20	3,5-Diiminopiperazin-1-ylacetonitrile	180 °C(decomp.)	15
18	1,3-Diimino- <i>cis</i> -octahydroisoindole	decomp. 100–125 °C	22
14	Δ ⁸ -Hexahydro-1,3-diiminoisoindole	decomp. 177–180 °C	22
5	1,3-Diiminoisoindoline	196 °C(decomp.)	4a

2,5-diimino-3,4-dimethylpyrrolidine¹³ (8), and the imidines (14) and (18) from Δ^1 -tetrahydrophthalonitrile and *cis*-hexahydrophthalonitrile give blue products at or near their decomposition points. This is because in the first case traces of phthalocyanine are formed⁴⁵ and in the last two cases the corresponding tetrazaporphins²². Other imidines, e.g. succinimidine (1) and 2,6-diimino-3-phenylpiperidine (10) decompose on being heated to give dark, intractable material¹⁴.

The imidines are soluble in water to give basic solutions—some pK_a values are listed in Table 2—but soon undergo hydrolysis to the corresponding iminoimides and thence imides (see Section IV.B). It is not surprising then that imidines are sensitive to atmospheric moisture. Whereas diiminoisoindoline can be stored satisfactorily in tightly-stoppered bottles, succinimidine, glutarimidine and related imidines quickly begin to smell of ammonia (as a result of hydrolysis) unless additionally stored over a desiccant. As bases, the imidines form salts, e.g. hydrochlorides^{2,4a}, dihydrochlorides^{4a,15,22}, picrates^{13,14,15,22}, and platinichlorides²; diiminoisoindoline forms a nitrate that is sparingly soluble in water^{4a}, and so does the imidine (12)¹⁶.

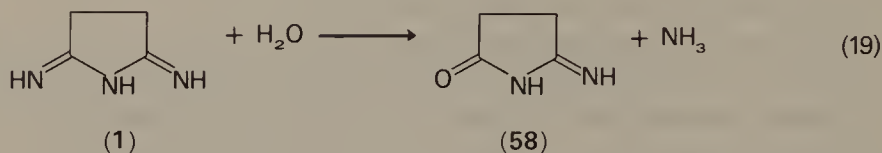
The main chemical reactions of imidines are described in the following sections (IV.B–IV.I). Briefly the imidines readily undergo hydrolysis by water, and substitution by hydroxylamine, primary and secondary amines, and active methylene compounds, with displacement of the exocyclic imino groups as ammonia. Some substitutions with rearrangement have been observed, and also bimolecular reductions. With hydrazine, there may be ring-expansion as well as substitution. Diamines can give macrocyclic products, and through the condensation of imidines with themselves, tetrazaporphin pigments are obtained. Most of the compounds, both acyclic and cyclic, will complex metals (see Section H).

TABLE 2. pK_a Values of some imidines, determined by potentiometric titration of M/800 solutions in 80% methoxy-ethanol at 20°C

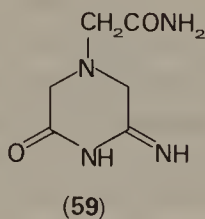
No.	Imidine	pK_a
1	Succinimidine	10.10
8	2,5-Diimino-3,4-dimethylpyrrolidine	9.63
9	Glutarimidine	9.53
10	2,6-Diimino-3-phenylpiperidine	9.73
18	1,3-Diimino- <i>cis</i> -octahydroisoindole	9.21
14	Δ^8 -Hexahydro-1,3-diiminoisoindole	7.23
5	1,3-Diiminoisoindoline	7.46

B. Reactions with Water

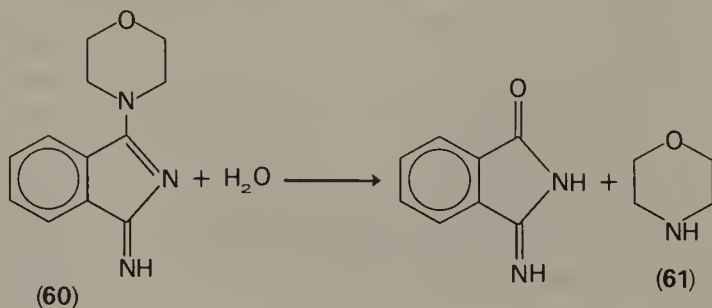
Whilst the hydrochloride of succinimidine appeared to be stable in water², the base itself (**1**) was quickly hydrolysed and 5-iminopyrrolid-2-one (**58**) subsequently crystallized out⁹ (equation 19). The dimethyl

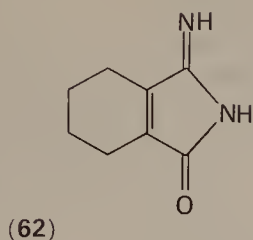


homologue¹³ (**8**), the *cis*-cyclohexanoimidine²² (**18**), the imidine¹⁶ (**38**), and 4-benzyl-2,6-diiminopiperazine¹⁵ (**11**) all similarly underwent hydrolysis to the corresponding iminoimides: 3,5-diiminopiperazin-1-ylacetonitrile¹⁵ (**20**) suffered hydrolysis of the side-chain nitrile function as well under these mild conditions, to afford the product **59**. The *N,N*-

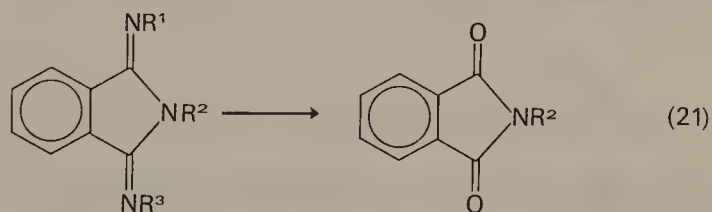
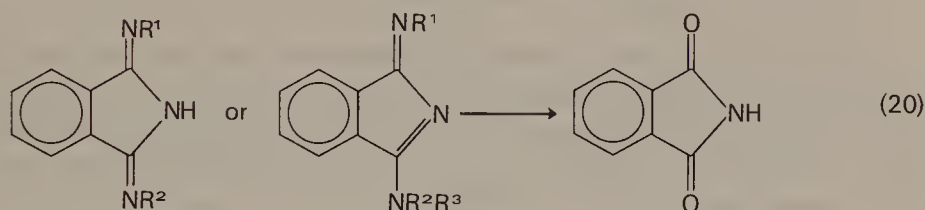


disubstituted imidine (**60**) in water hydrolysed to the iminoimide (**61**) in good yield, the substituted group being displaced¹⁷. 1,3-Diiminoisoindoline (**5**) and its tetrahydro analogue (**14**) proved to be more stable so that hydrolyses to the corresponding iminoimides, (**61**) and (**62**), were best carried out by brief boiling with the minimum of water needed to effect dissolution (cf. Ref. 22).

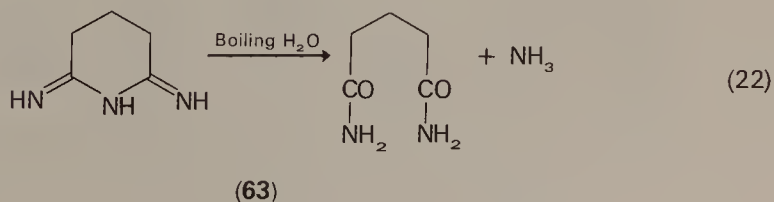


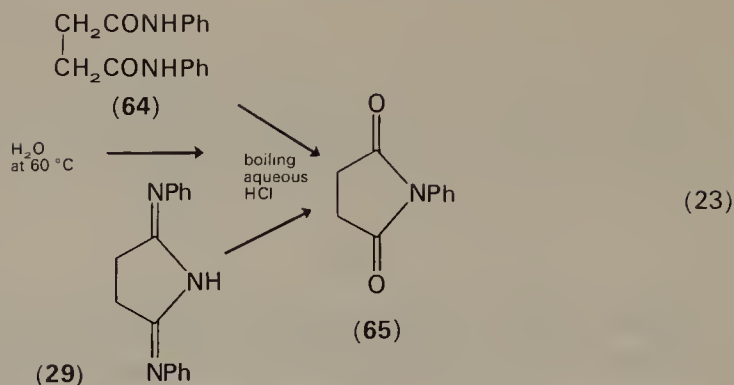


When imidines or iminoimides were boiled with water for some time, especially in the presence of hydrochloric acid, the corresponding imides were formed in good yield. Boiling aqueous hydrochloric acid hydrolysed *N*(1 or 3)-substituted diiminoisoindolines to phthalimide (equation 20), or *N*₍₂₎-substituted diiminoisoindolines to *N*-substituted phthalimides (equation 21) so providing a structurally diagnostic degradation¹⁷. The method did not appear to be applicable, however, to other imidines.



Glutarimidine with boiling water underwent ring-opening to yield glutaramide¹⁴ (63) (equation 22). 2,5-Di(phenylimino)pyrrolidine (29) in aqueous methanol at 60–70°C similarly gave succindianilide⁹ (64). Under acid conditions the latter cyclized to *N*-phenylsuccinimide (65), so it was hardly surprising to find that the aqueous acid hydrolysis of 2,5-di(phenylimino)pyrrolidine (29) gave *N*-phenylsuccinimide⁹ (equation 23).

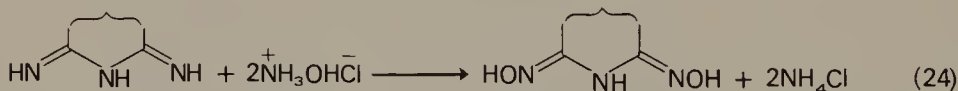




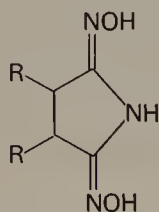
C. Reactions with Hydroxylamine

1. Imidine oximes from imidines

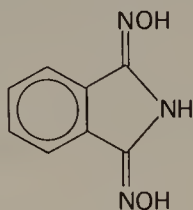
An apparently general reaction of imidines is that with two molecular proportions of hydroxylamine hydrochloride in boiling ethanol, whereby the exocyclic imino groups are substituted by the hydroxyimino function with concomitant formation of ammonium chloride (equation 24). By this substitution reaction, the bis-hydroxyimino (dioxime) derivatives



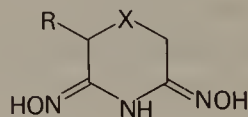
(66)⁹, (68)⁹, (69)¹⁴, (70)¹⁴, (73)²², (74)²², and (71)¹⁵ were obtained. With the imidine (20), there was also addition of hydroxylamine to the substituent nitrile function so that the product was the compound (72)¹⁵. Free



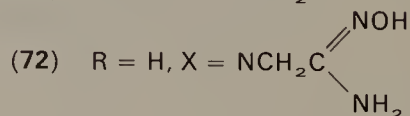
(66) R = H
(67) R = Me



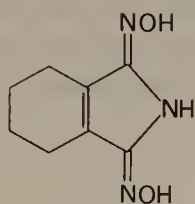
(68)



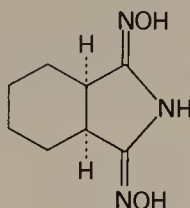
(69) R = H, X = CH₂
(70) R = Ph, X = CH₂
(71) R = H, X = NCH₂Ph



(72) R = H, X = NCH₂C(=NOH)NH₂

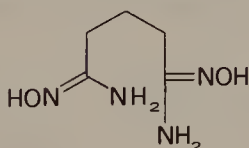
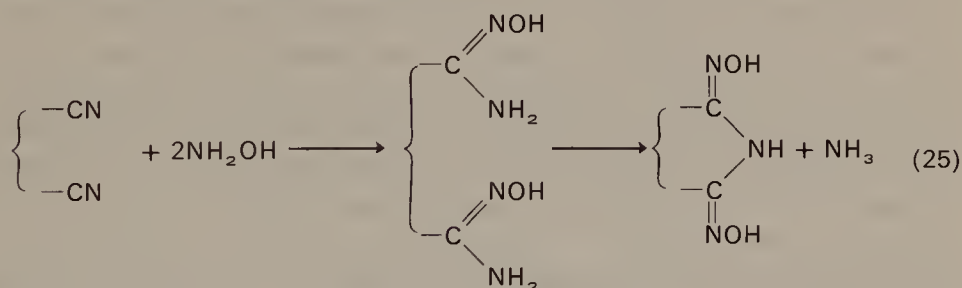


(73)



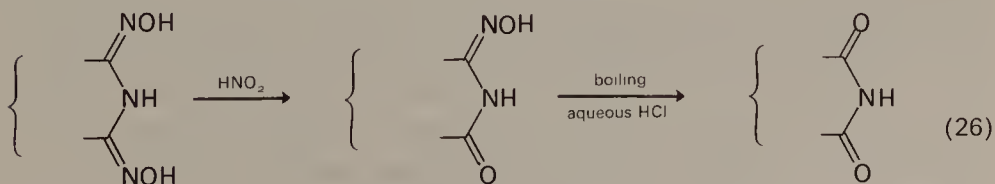
(74)

hydroxylamine was used to convert the diiminopyrrolidine (8) into the dioxime (67)¹³. In many cases, the dioximes were also obtained by interaction of the appropriate dinitriles with ethanolic hydroxylamine under reflux^{9,13,14,15,22}, a process evidently involving addition and then cyclization (equation 25)^{14,15}, because under milder conditions the bis-amide oxime, e.g. 75¹⁴, resulted.

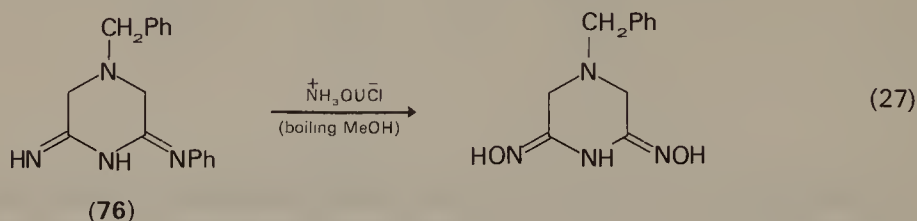


(75)

The imidine dioximes were degraded to monoxime derivatives^{9,14,15} (equation 26) by nitrous acid (cf. Ref. 46), or in one instance by mild acid hydrolysis⁴⁷. Acid hydrolysis of the monoxime compounds afforded the corresponding imides^{9,14,15}.

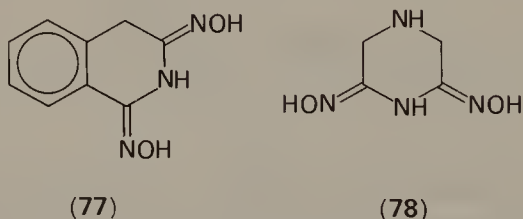


When the *N*-phenylimidine (**76**) was heated with hydroxylamine hydrochloride in methanol, both the substituted and unsubstituted imino functions were replaced by hydroxyimino groups (equation 27)¹⁵.

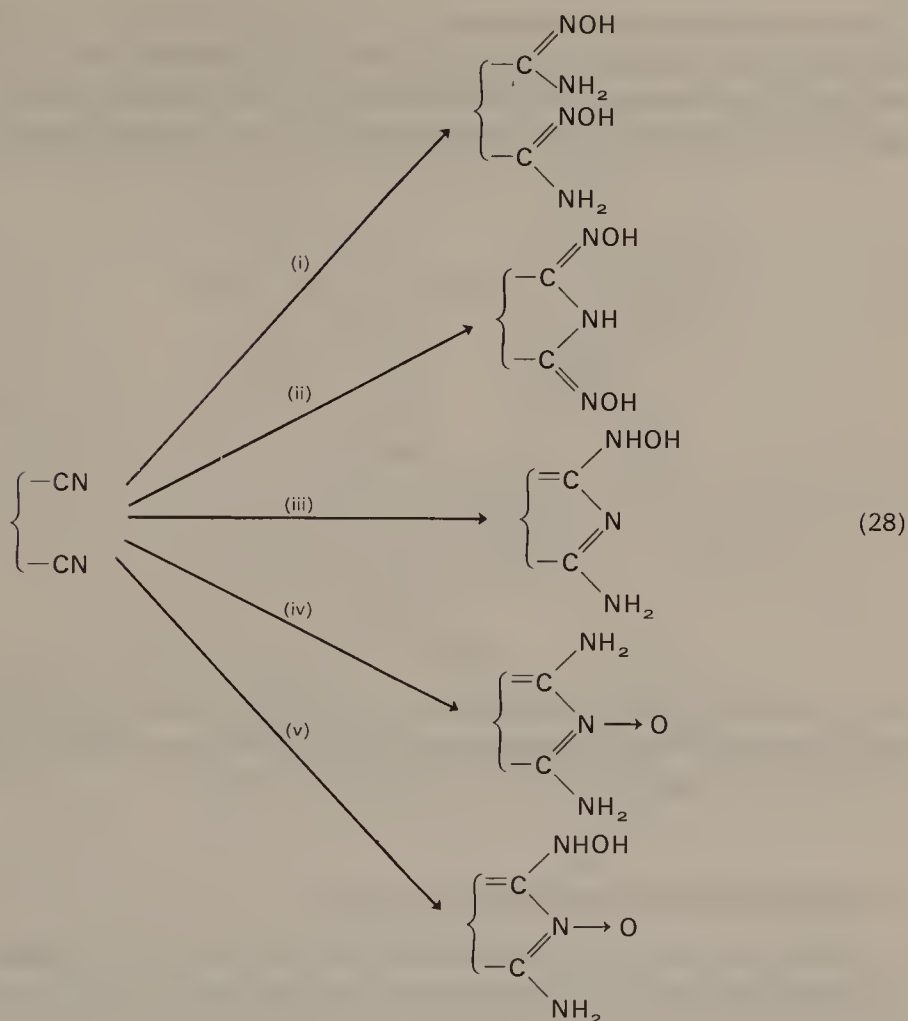


2. Imidine oximes from dinitriles

The imidine dioxime derivative (**77**) was obtained by treating *o*-cyanobenzylcyanide with a mixture of hydroxylamine and its hydrochloride in boiling aqueous methanol⁴⁸, conditions which were effective¹⁵ for the conversion of glutaronitrile direct to the piperidine dioxime (**69**). For preparing **77** there was no alternative route from an imidine (see Section II.C.1). With hydroxylamine itself in boiling methanol, *o*-cyanobenzylcyanide afforded 1-amino-3-hydroxyaminoisoquinoline^{20,48} and not an imidine oxime. *N,N'*-Dicyanoamidines and hydroxylamine gave 2,6-diaminotriazine 1-oxides⁴⁹, whilst iminodiacetonitrile with a mixture of hydroxylamine and its hydrochloride afforded⁴⁸ a mixture of 2-amino-6-hydroxyaminopyrazine 1-oxide and the imidine dioxime (**78**) (which was



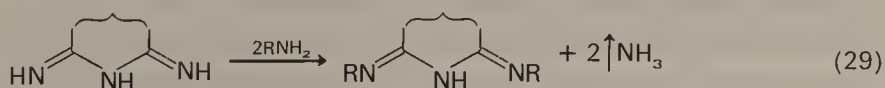
isolated as a hydrated molecular complex with hydroxylamine hydrochloride). There are then several routes open for the reaction of a dinitrile with hydroxylamine so that the preparation of an imidine dioxime is best carried out from the imidine when this is available. The foregoing products from 1,3-dinitriles correspond to the five possible pathways [shown as (i)–(v) in equation 28] for reaction between a dinitrile and an excess of hydroxylamine. The products of pathways (ii)–(v) correspond to the possible ways in which the bis-amide oxime could cyclize, but it is uncertain⁴⁸ that the reactions proceed in that way.



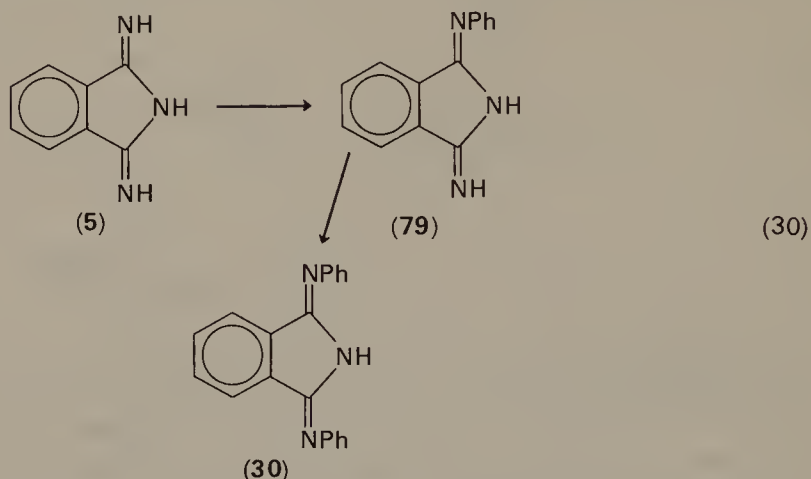
D. Reactions with Amines

1. Condensations with primary amines

A characteristic reaction of imidines is the replacement of the exocyclic imino groups by amines (equation 29)⁴. Thus 1,3-diiminoisoindoline when heated with an excess of an aliphatic or aromatic primary amine such as methylamine, butylamine, benzylamine, aniline, 2-naphthylamine, 2- and 3-aminopyridine, and aminopyrazine, gave the corresponding



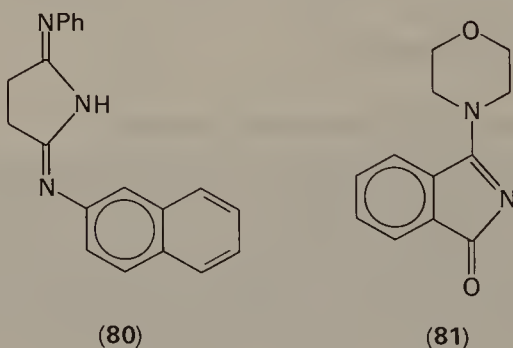
1,3-disubstituted imino derivatives^{4a,17,24} with evolution of ammonia. In some cases a stepwise replacement of the exocyclic imino groups could be effected, as exemplified by the behaviour of diiminoisoindoline with aniline^{24,50} (equation 30), 3-aminopyridine²⁴, or 2-naphthylamine^{24,50},



or of succinimidine⁹ or 2,6-diimino-3-phenylpiperidine¹⁴ with aniline. It also proved possible to prepare mixed derivatives such as **80**⁹ by carrying out the two stages separately with different amines.

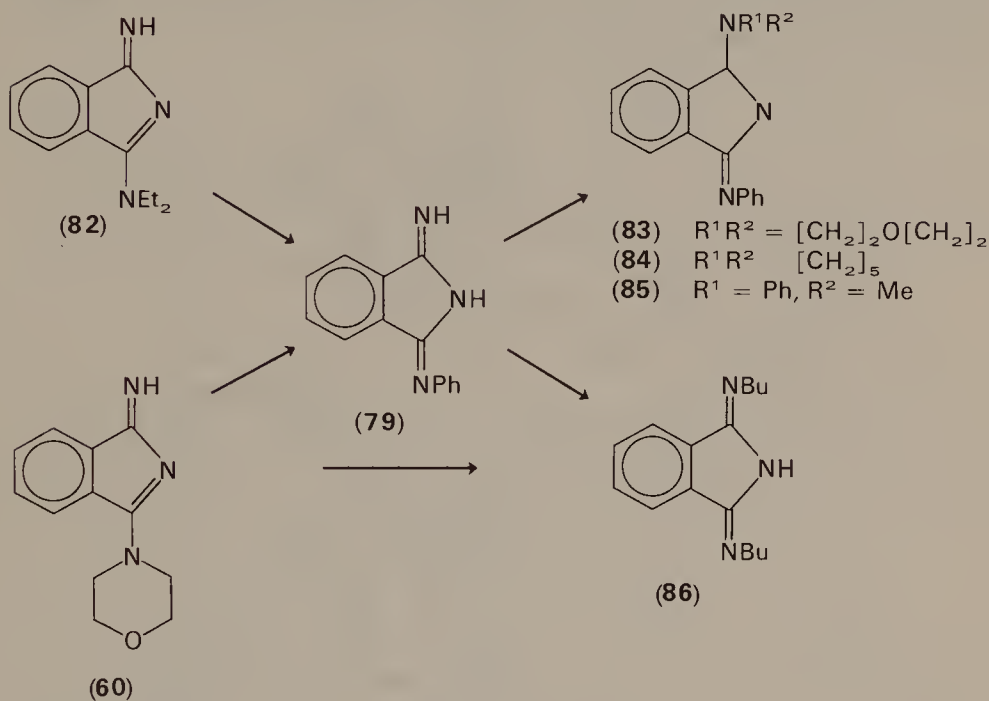
2. Reactions with secondary amines

Attempts to react 1,3-diiminoisoindoline with secondary amines such as dimethylamine failed¹⁷ although with morpholine, the part-hydrolysis product (**81**) arose²⁴. However, representatives of the amino-imino



tautomeric form of the imidine were successfully obtained by alkoxide-catalysed addition of morpholine and of diethylamine to phthalonitrile¹⁷, these reactions providing the imidine compounds (**60**) and (**82**), respectively.

An alternative method was to use a secondary amine at the second stage of a two-stage reaction with an imidine (see equation 30). In this way 1-imino-3-phenyliminoisoindoline (79) with morpholine, piperidine, or *N*-methylaniline afforded²⁴ the amino-imino compounds (83), (84), and (85), the free imino group being replaced in each case.

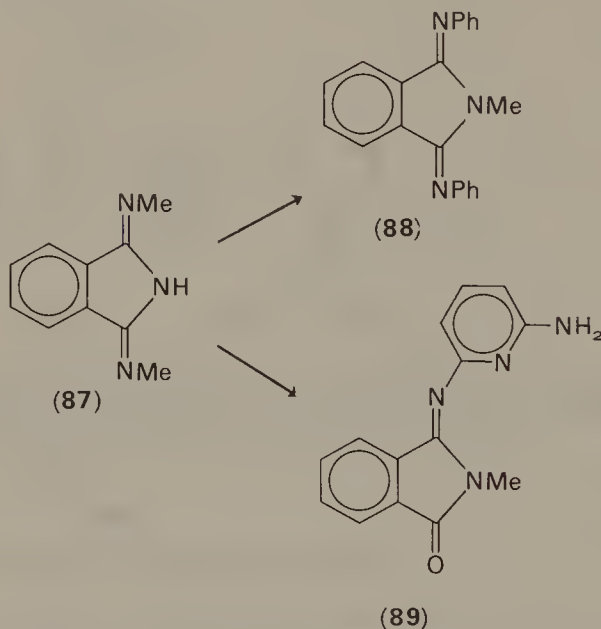


3. Replacement of *N*-substituted imidine functions

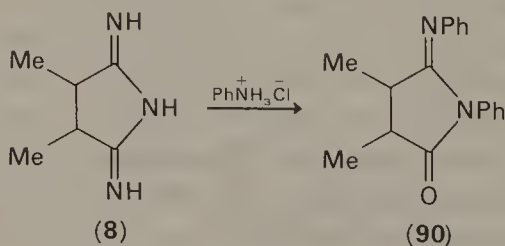
Sometimes the substituted *N*-functional group of an imidine is displaced preferentially, as was found on treating the imidine derivatives 82 and 60 with aniline in the cold: these reactions afforded 1-imino-3-phenyliminoisoindoline¹⁷ (79) only. When refluxed in ethanol with an excess of butylamine both substituted and unsubstituted functions in the imidine derivatives 60 and 82 were displaced—as was then expected—to give 1,3-dibutyliminoisoindoline (86)¹⁷. More surprising, in view of the preparation of the mixed derivative (80) above, was the conversion of the monophenylimino compound (79) with butylamine in boiling ethanol into the dibutylimino derivative (86)¹⁷.

4. Substitution with rearrangement

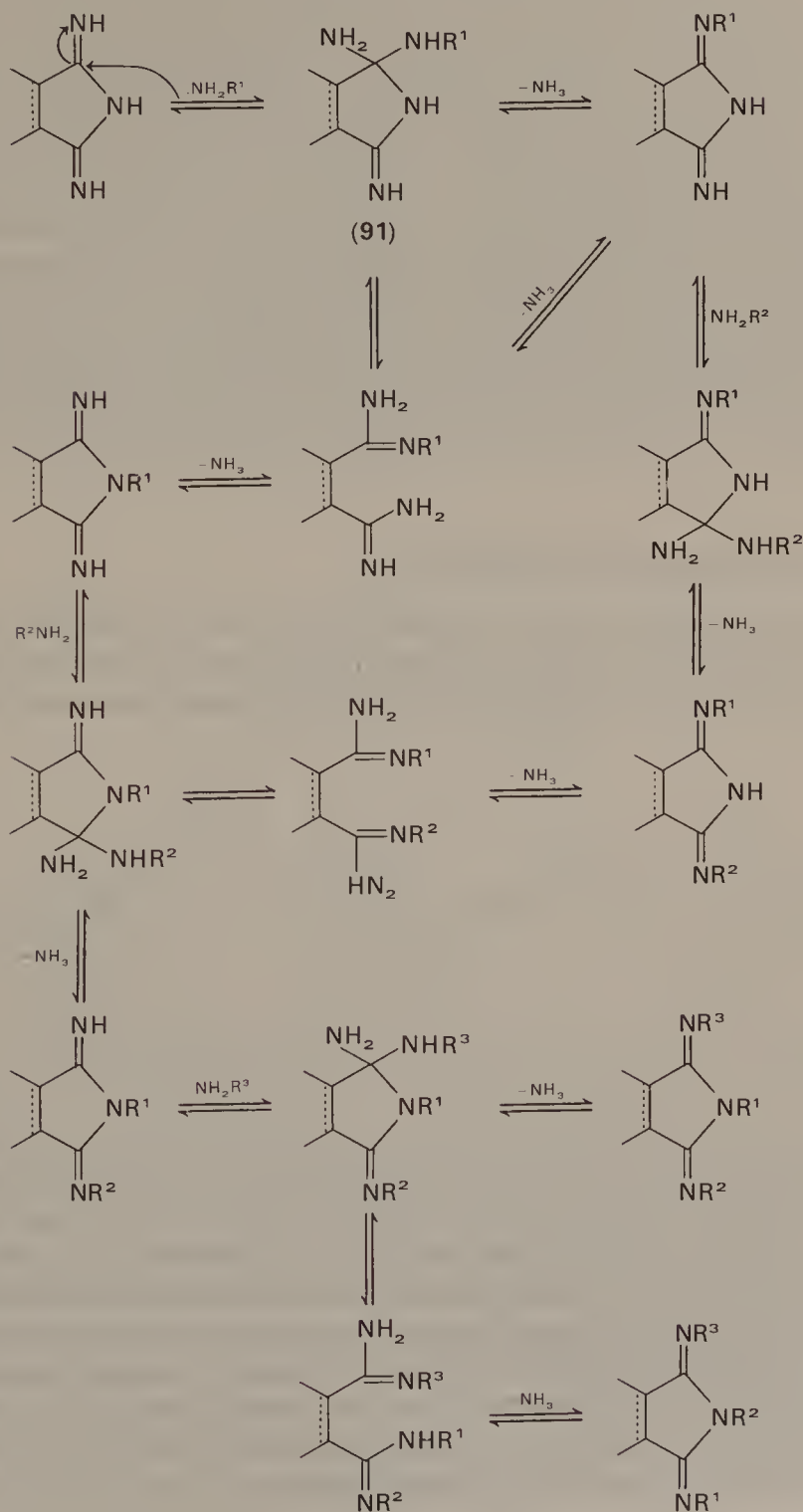
When either 1-imino-3-methyliminoisoindoline hydriodide or 1,3-dimethyliminoisoindoline (**87**) was heated with aniline, 2-methyl-1,3-diphenyliminoisoindoline (**88**) resulted¹⁷. The structure of this product, isomeric with that of the compound (**85**) previously encountered, was supported by the results of acid hydrolyses which gave aniline and *N*-methylphthalimide from **88**¹⁷ but a mixture of aniline, *N*-methylaniline, and phthalimide from **85**²⁴.



After 1,3-dimethyliminoisoindoline (**87**) had been interacted with 2,6-diaminopyridine in boiling ethyl carbitol, the product (**89**) was isolated. Here, the substitution with rearrangement was slightly complicated by incidental hydrolysis of one of the original exocyclic functions¹⁷. Somewhat analogous was the behaviour of 2,5-diimino-3,4-dimethylpyrrolidine (**8**) with aniline hydrochloride in boiling propanol which led to 3,4-dimethyl-1-phenyl-5-phenyliminopyrrolid-2-one (**90**)¹³.



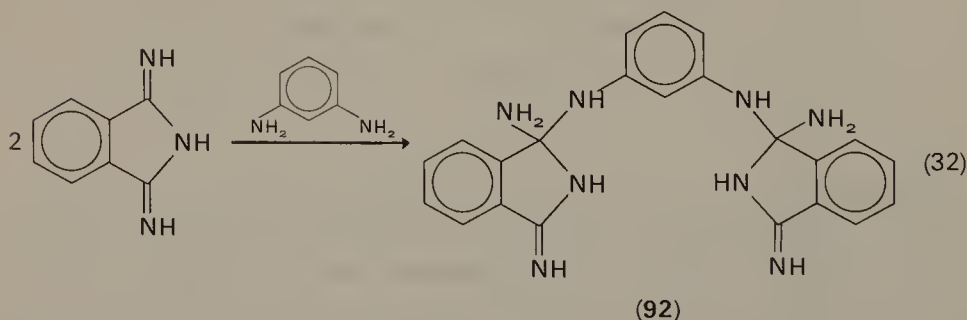
5. Mechanism of amine-imidine substitutions



The preceding experimental results (Sections IV.D.1–4) suggest that amines react with imidines initially by addition (see **91**) and this is followed by an elimination, usually of ammonia. Alternatively, the elimination might take the form of ring-opening to a diamidine derivative in which case reclosure with elimination of ammonia or an amine then follows. After this the product may have a substitution pattern which could not have arisen from the imidine by straightforward addition–elimination. All of the various stages appear to be potentially reversible (equations 31 show many but not all of the possibilities). The nature of the product will depend on a variety of features such as the rates of the possible alternative reactions, the relative stabilities and/or solubilities of intermediates and of alternative products, the relative volatilities of amines, and mass action effects. Prediction of products in particular instances may therefore be difficult.

6. Imidine–diamine adducts

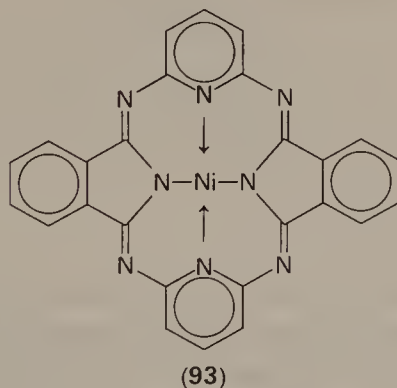
Some tangible evidence for addition being the first step in imidine–amine reactions came from the observation that 1,3-diiminoisoindoline formed a yellow 2:1-adduct (**92**) with *m*-phenylenediamine (equation 32),



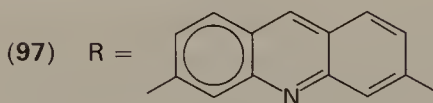
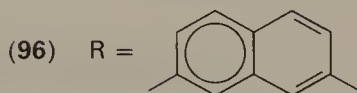
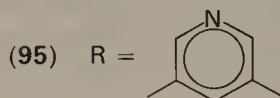
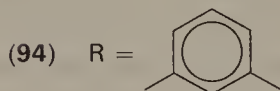
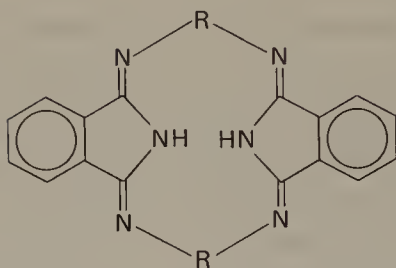
and analogous adducts with 2,4-diaminotoluene, and 2,6-diaminopyridine⁵⁰. Structures alternative to **92** and its congeners were considered but were rejected on chemical and spectroscopic evidence⁵⁰. The adducts in ethanol solution were labile to picric acid which precipitated diiminoisoindoline picrate almost quantitatively. Towards heat, the phenylenediamine adduct (**92**) was moderately stable, 32% being recovered from boiling ethanol after 1.5 h⁵⁰. However in boiling butanol, ammonia was rapidly evolved and red and yellow compounds were obtained. The nature of these products is described in the next Section.

7. Cross-conjugated macrocycles from diamines

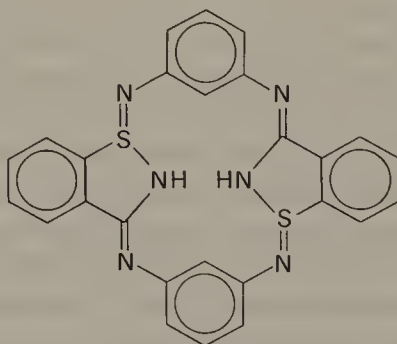
Early in the study of the reactions of 1,3-diiminoisoindoline (**5**) with amines, Elvidge and Linstead found¹⁹ that 2,6-diaminopyridine condensed readily with the imidine in boiling butanol to yield the '2,6-pyridine macrocycle' (**13**). This formed scarlet needles, m.p. 344°C, from hot nitrobenzene and yellow felted needles of a monohydrate from benzyl alcohol (below 100°C). The structure was indicated by the mode of formation, molecular weight, elementary composition, and the hydrolysis with warm concentrated hydrochloric acid to equimolar amounts of phthalimide and 2,6-diaminopyridine. Final verification of the macrocyclic structure came from X-ray crystallographic analysis⁵¹ of the dark brown nickel derivative (**93**), m.p. 386°C, which was prepared¹⁹ from the macrocycle (**13**) and nickel acetate in hot benzyl alcohol.



Extension of the macrocycle synthesis to other '*meta*-diamines' was then made. From diiminoisoindoline in boiling butanol with *m*-phenylenediamine, 3,5-diaminopyridine, 2,7-diaminonaphthalene, and 2,8-diaminoacridine, the cross-conjugated macrocycles (**94–97**) were readily obtained⁵², which have 16-, 20-, and 24-membered inner great rings. All were yellow in colour, high melting and thermally stable. The benzene (**94**) and naphthalene macrocycles (**96**) (obtained in 70% yields) were hydrolysed only by concentrated mineral acid under rather vigorous conditions and then to phthalic acid and the diamine in equal proportions. The new macrocycles all formed orange-red complexes with acetic acid, mineral acids, and various solvents (e.g. formamide). An analogous macrocyclic compound (**98**) was later made by Klyuev and Snegireva⁵³ from the imidine (**36**) and *m*-phenylenediamine.

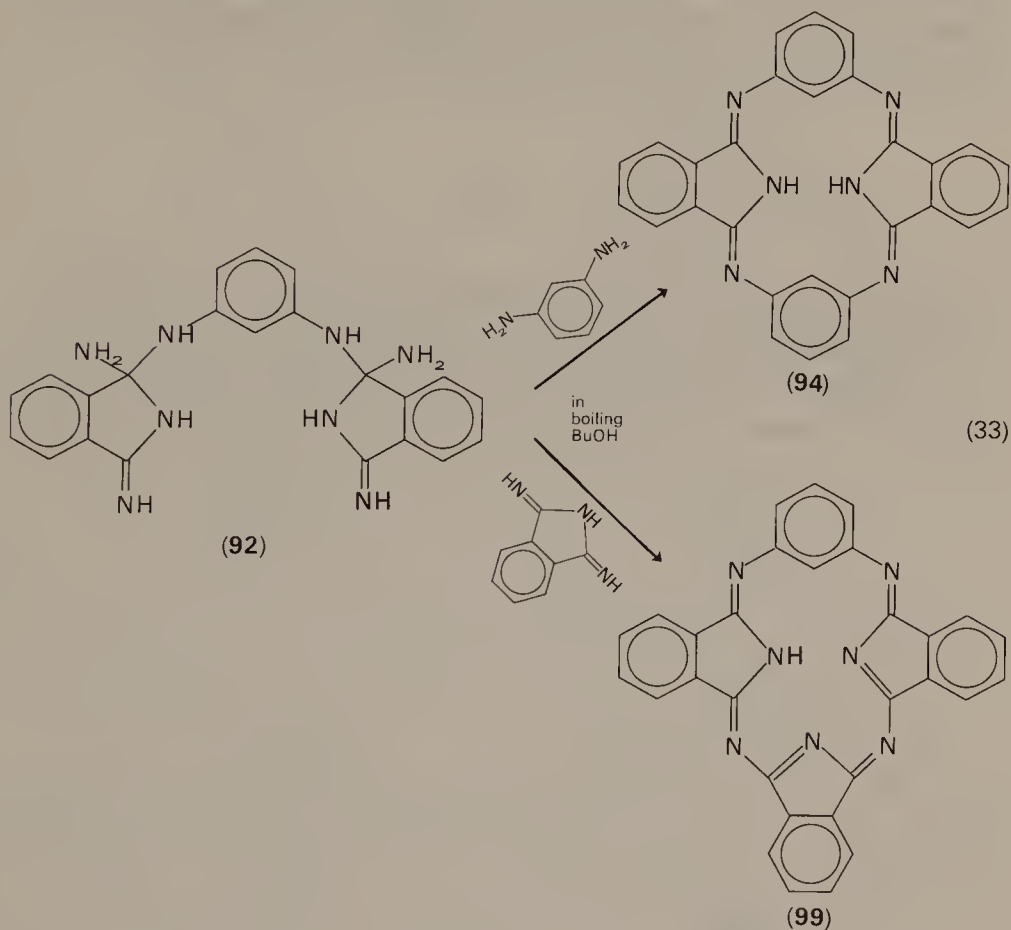


Clark had observed that when the *m*-phenylenediamine-diiminoisoindoline adduct (92) was heated in boiling butanol, ammonia was evolved and the yellow benzene macrocycle (94) was obtained together with a new red compound (cf. Ref. 50). Heating the adduct (92) in butanol with 1 molar proportion of *m*-phenylenediamine gave only the yellow benzene



(98)

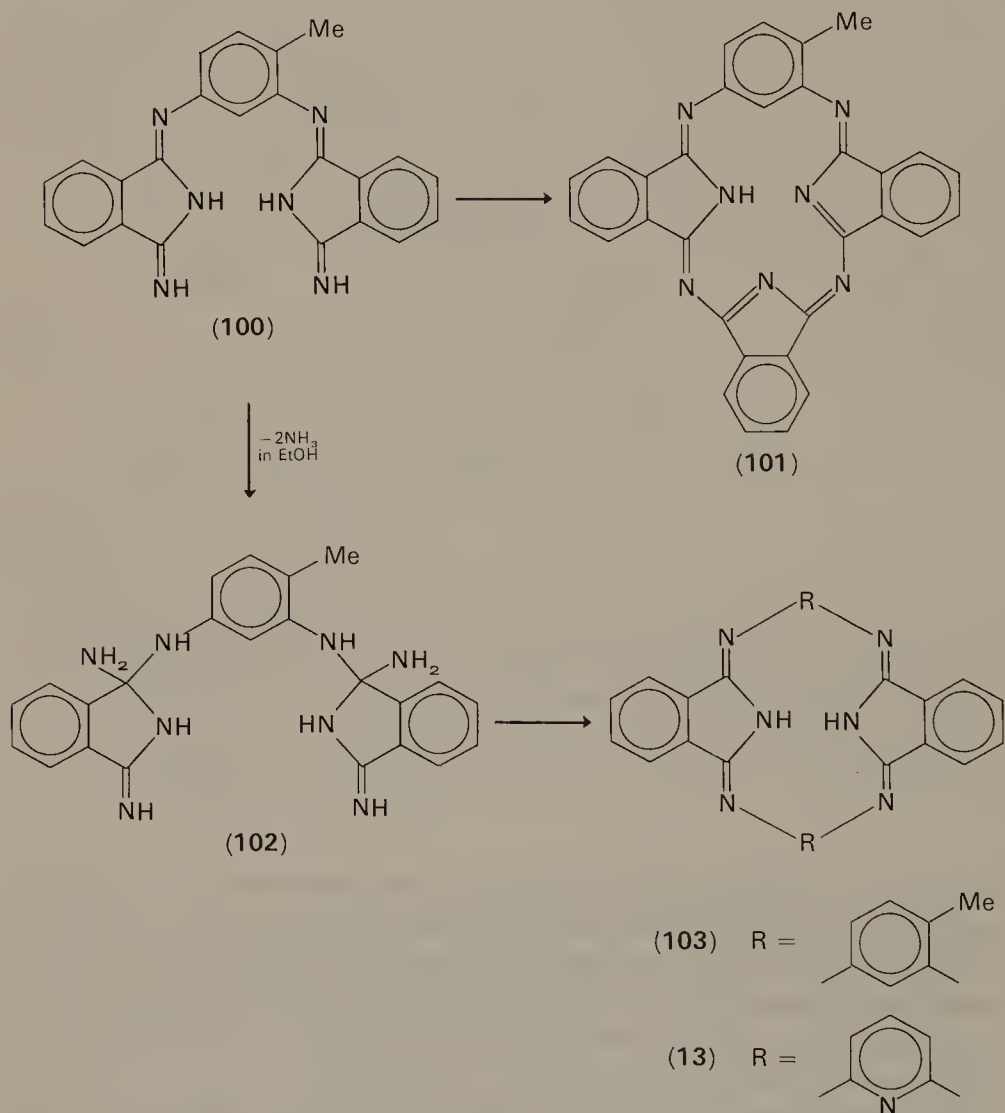
macrocycle **(94)**⁵⁰. When instead 1,3-diiminoisoindoline was used then over 70% of the dark red product, $C_{30}H_{17}N_7$, m.p. 353°C (decomp.) resulted⁵⁰. This was the triisoindole-benzene macrocycle **(99)**, evidently formed as indicated (equation 33). Although the new red macrocycle



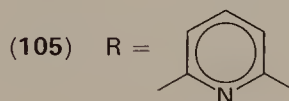
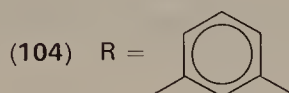
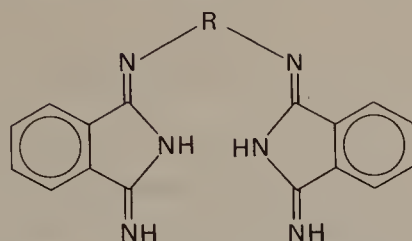
effectively comprised three-quarters of the chromophore of phthalocyanine (λ_{max} 698 nm) and indeed absorbed light up to λ_{max} 507 nm (although not with high intensity), its general properties were very different from that pigment. Thus it was unstable in some solvents, and was readily hydrolysed by aqueous acid to phthalimide and *m*-phenylenediamine (in the proportions 3:1)⁵⁰.

The analogous 'triisoindole-toluene' macrocycle **(101)** with m.p. 285°C (decomp.) and λ_{max} 542 nm was obtained by condensing the three-unit product **(100)** with diiminoisoindoline in boiling butanol⁵⁰. The starting material **(100)** had arisen slowly from the toluene-2,4-diamine-diiminoisoindoline adduct **(102)** when this was kept in solution⁵⁰. No

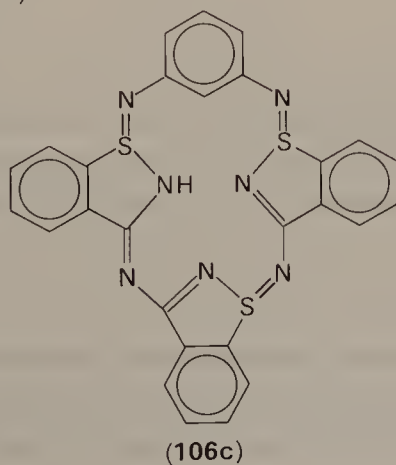
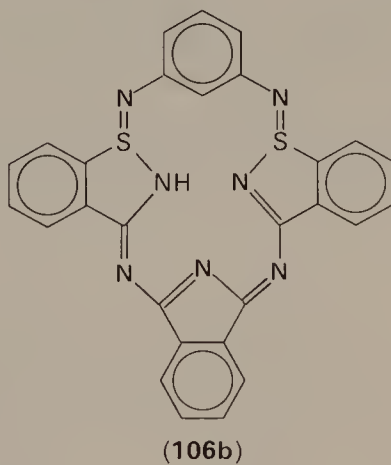
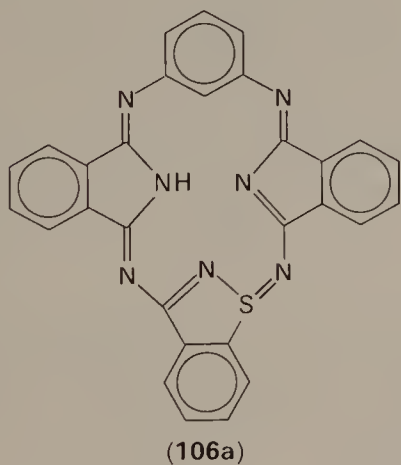
red macrocycle (**101**) resulted from heating the adduct **102** with or without diiminoisoindoline, and no analogous red macrocycle came from similar experiments with the 2,6-diaminopyridine–diiminoisoindoline adduct. These several experiments gave⁵⁰ instead only the thermally stable macrocycles **103** and **13**, respectively, presumably because of dissociation of the adducts in hot solution and recombination of the components to give the most stable products (cf. Section IV.D.5).



In related experiments⁵⁴, the three-unit products **104** and **105** (Section II.E) were used for preparing macrocycles. Compound **104** with *m*-phenylenediamine readily afforded the benzene macrocycle (**94**)

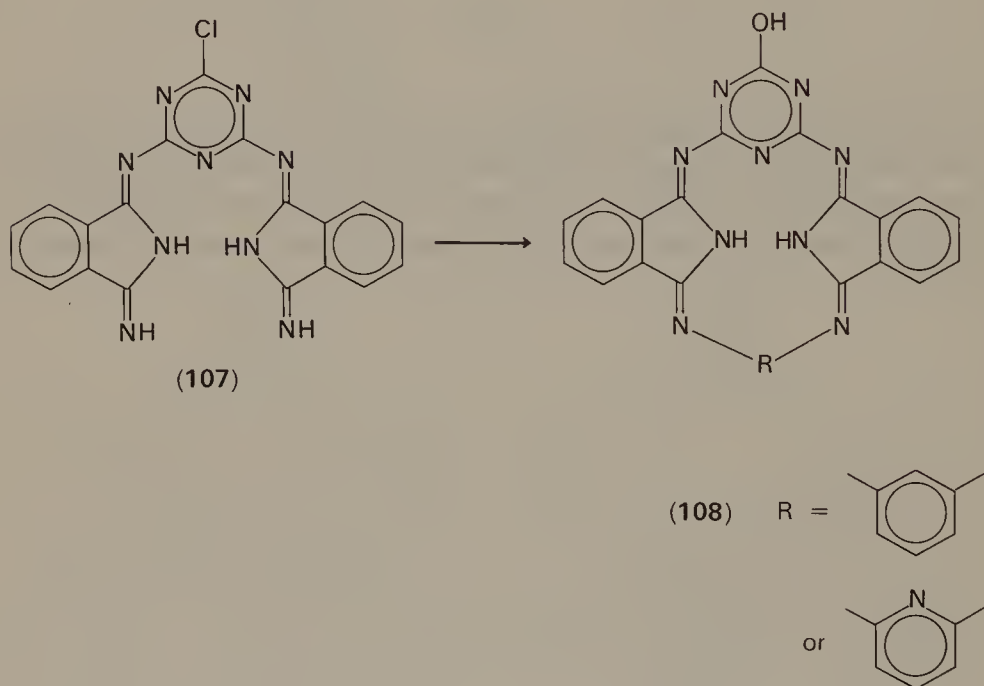


and with diiminoisoindoline yielded the red triisoindole macrocycle (**99**). The three-unit compound **105** condensed with 2,6-diaminopyridine to give the 2,6-pyridine macrocycle (**13**) but failed to react with diiminoisoindoline even in boiling butanol. Attempts at other mixed condensations



gave symmetrical products, suggesting again that disproportionations and recombinations occur in imidine-amine interactions (Section IV.D.5).

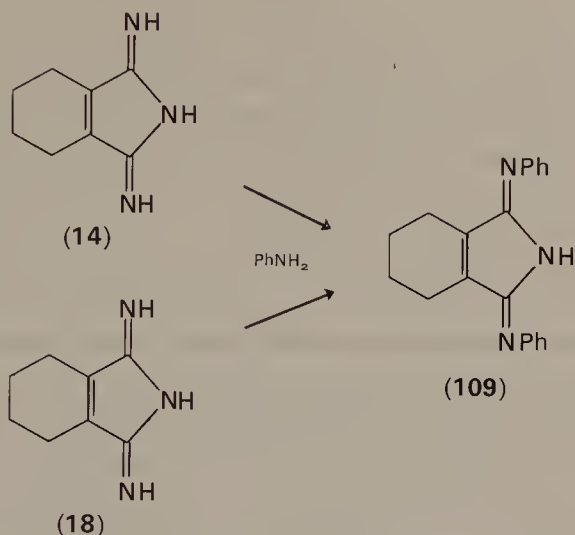
In extensions of the foregoing work, three-unit products analogous to **104**, derived from substituted *m*-phenylenediamines, were used to prepare the corresponding macrocycles^{55a}, and the imidine (**36**) was employed for preparing the analogues (**106a**, **b**, and **c**) of the triisindole type of macro-



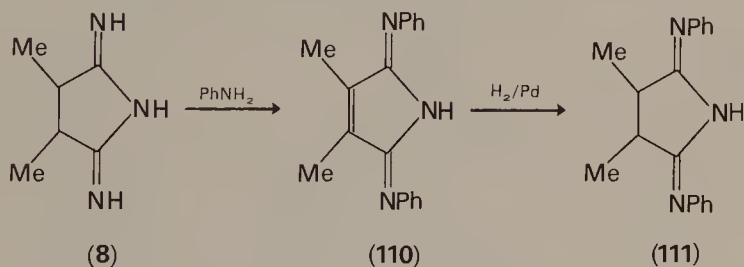
cycle^{55b}. Unsymmetrical analogues of the yellow macrocycles were also obtained^{55b}, for example types (**108**), from condensation of the three-unit compound (**107**) (Section II.E) with *m*-phenylenediamine or 2,6-diaminopyridine. Incidental to the cyclocondensation was hydrolysis of the chloro substituent.

8. Dehydrogenation of imidines in reactions with aniline

When the *cis*-cyclohexano imidine (**18**) was heated with aniline in ethanol, the product isolated was not the expected diphenylimino com-

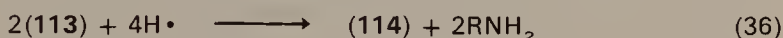
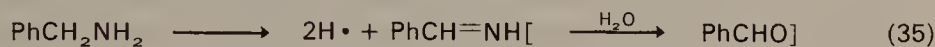


pound but was the dehydrogenation product²² (109), identical with the product from condensation of the cyclohexeno imidine (14) with aniline. 2,5-Diimino-3,4-dimethylpyrrolidine (8) similarly interacted with aniline to yield the pyrroline derivative¹³ (110) and not the expected product. The latter (111) was obtained by catalytic hydrogenation of the pyrroline (110) and was found not to be particularly sensitive to air. Condensations



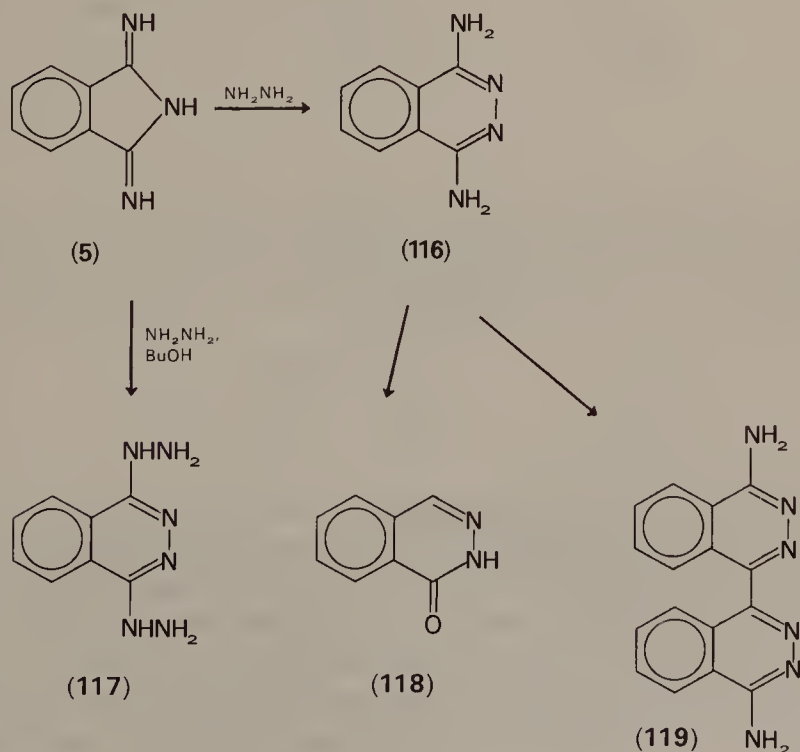
of the imidines (8) and (18) with hydroxylamine, for example, were not accompanied by dehydrogenation, so that the aniline or an impurity in it seems to be implicated as the oxidant. However, the mechanism of these dehydrogenations remains obscure. In further experiments¹³, the dimethylsuccinimidine (8) was treated with aniline hydrochloride, and with cyclohexylamine and benzylamine. There was no dehydrogenation, but each of the reactions was accompanied by hydrolysis, e.g. to give 112, and the first reaction involved also a rearrangement (Section IV.D.4), to give 90.

effected by the amine, followed from several observations. The reaction was not effected by ammonia or aniline but only by alkylamines. When 1-imino-3-phenyliminoisoindoline was heated in purified *t*-amyl alcohol with benzylamine and the dibenzylimino- β -isoindigo product was collected and the filtrate treated with 2,4-dinitrophenylhydrazine reagent, almost 2 molar proportions of benzaldehyde were isolated as the derivative. An identical reaction, but omitting the imidine, gave no carbonyl compound. Hence the benzylamine (in this particular case) functions by the process shown (equation 35) at the demand of the imidine. The reductive coupling process is then as indicated (equation 36)⁵⁶.



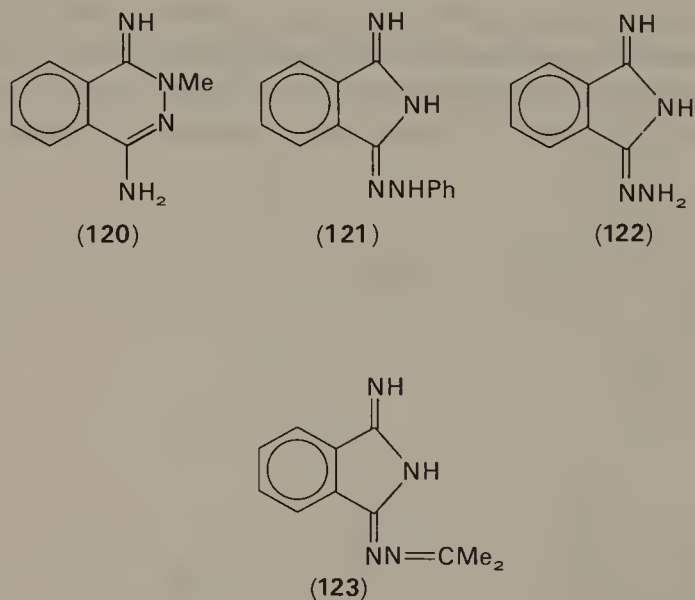
10. Ring-expansion of imidines by hydrazine

Baumann and colleagues^{6b} briefly reported that 1,3-diiminoisoindoline (5) underwent ring-expansion with hydrazine, to yield 1,4-diaminophthalazine (116). This product is in fact very hygroscopic and is normally isolated as the hydrate⁵⁷. Under more vigorous conditions in boiling



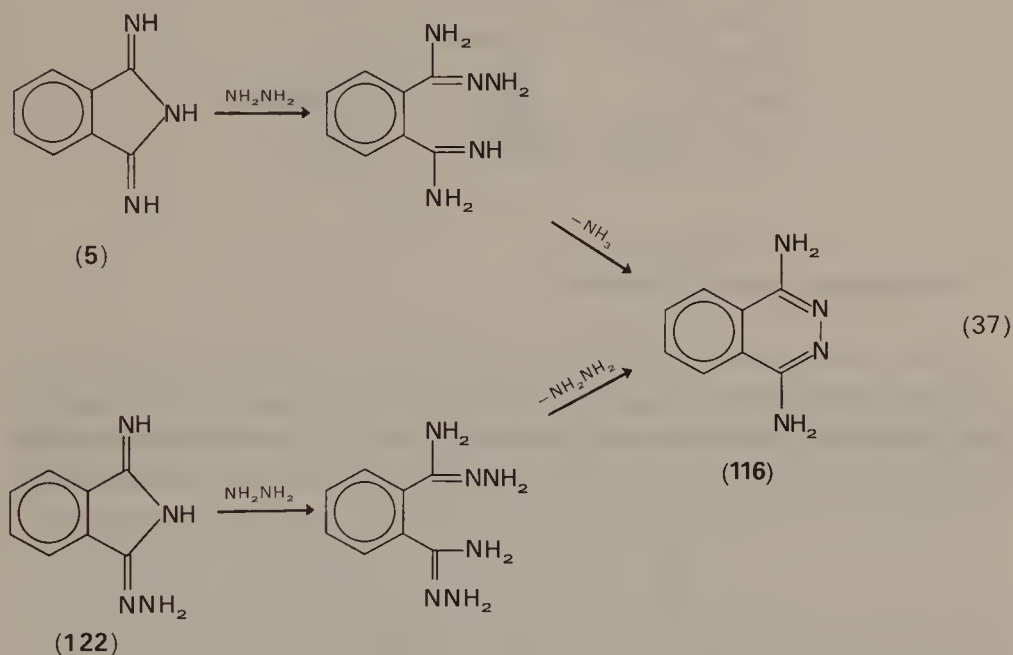
butanol, diiminoisoindoline and hydrazine yielded⁵⁷ 1,4-dihydrazino-phthalazine (**117**). At 190°C phthalazin-1(*H*)-one (**118**) was formed, evidently by hydrolytic and reductive deamination of the intermediate diaminophthalazine (**116**) as separate experiments showed. In refluxing hydrazine hydrate, diiminoisoindoline afforded phthalazinone (**118**) together with an orange compound which was identified as the bis-aminophthalazinyl (**119**)⁵⁷.

Methylhydrazine effected ring expansion of diiminoisoindoline to the phthalazine derivative (**120**) but phenylhydrazine behaved merely as a somewhat unreactive primary amine (Section IV.D.1) and gave the mono-substituted imidine derivative (**121**) which on acid hydrolysis afforded phthalimide⁵⁷. The corresponding imidine derivative from hydrazine, *viz.* **122**, was obtained by alkoxide-catalysed addition of hydrazine to phthalonitrile. This *N*-amino imidine (**122**) condensed with acetone as expected, yielding **123**, it condensed with hydroxylamine to give the

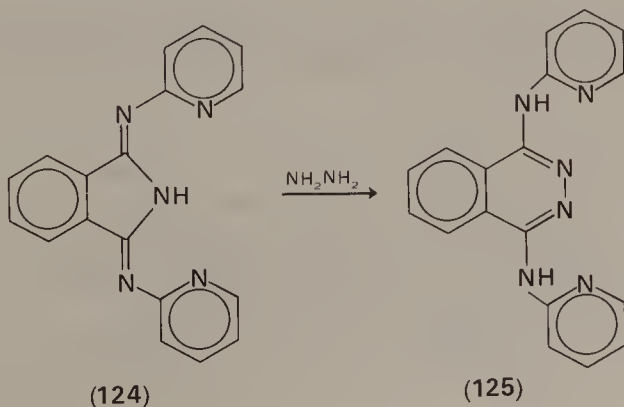


imidine dioxime (**68**), it was degraded by a mixture of nitrous and hydrochloric acids to phthalimide, and underwent ring-expansion in warm ethanol with hydrazine hydrate to 1,4-diaminophthalazine (**116**). Ring expansion of the purified aminoimidine (**122**) was not induced by boiling in ethanol alone, or with added sodium ethoxide or ammonia. Treatment of a solution of the acetone condensation product (**123**) in a minimum of ethanol with hydrazine hydrate caused disproportionation and precipita-

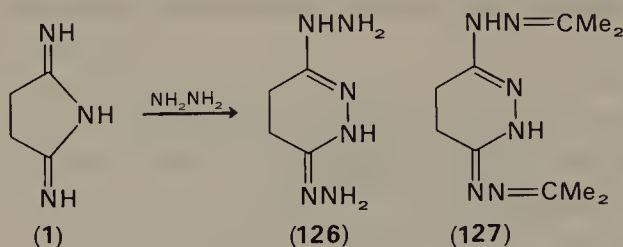
tion of the sparingly soluble aminoimidine (**122**), ring-expansion having no chance to occur. It appears that ring-expansion of the aminoimidine (**122**) to **116** proceeds through ring-opening to phthalamide dihydrazone and then ring closure with elimination of hydrazine, whilst in the conversion of diiminoisoindoline (**5**) into 1,4-diaminophthalazine (**116**), 2-amidino-benzamide hydrazone would appear to be the intermediate (equation 37)⁵⁷.



Other ring-expansions of imidines achieved with hydrazine were the conversion of 1,3-di-2'-pyridyliminoisoindoline (**124**) into the 1,4-di-2'-pyridylaminophthalazine⁵⁸ (**125**), and of succinimidine (**1**) to 6-hydrazino-

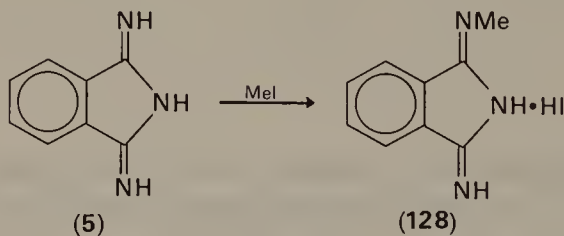


3-hydrazono-2,3,4,5-tetrahydropyridazine⁵⁹ (**126**). This particular tautomeric form for the product was strongly indicated by the ¹H-n.m.r. spectrum as well as that of the diisopropylidene derivative (**127**) obtained by condensation of **126** with acetone⁵⁹.

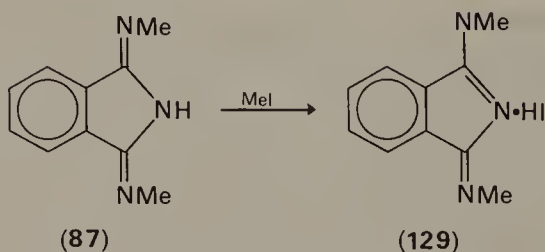


E. Alkylation and Arylation

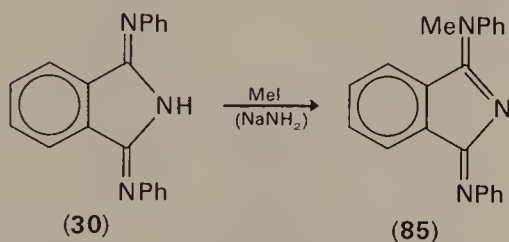
So far there are few examples of the alkylation or arylation of imidines and their derivatives. In each case, reaction proceeds at an exocyclic nitrogen atom. Thus with methyl iodide at 80°C 1,3-diiminoisoindoline (**5**) yielded¹⁷ the hydride of 1-imino-3-methyliminoisoindoline (**128**).



This formed yellow needles, m.p. 250°C (decomp.). and gave phthalimide on acid hydrolysis. Similar methylation of 1,3-dimethyliminoisoindoline



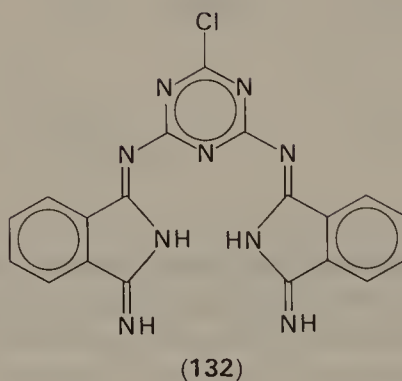
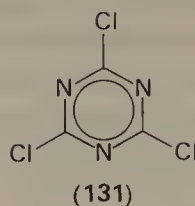
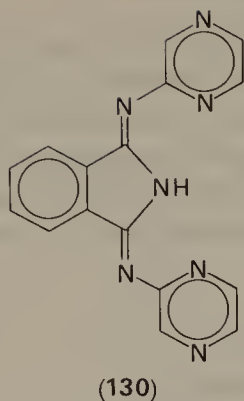
(87) yielded the yellow hydroiodide of 3-dimethylamino-1-methylimino-1*H*-isoindole (129) which also gave phthalimide on acid hydrolysis¹⁷. Methylation with methyl iodide of the anion of 1,3-diphenyliminoisoindoline (30)—formed with the aid of sodamide—produced²⁴ 3-*N*-methylanilino-1-phenylimino-1*H*-isoindole (85), identical with the product of interaction of 1-imino-3-phenyliminoisoindoline with *N*-methylaniline (Section IV.D.2).



Imidine derivatives bearing pyridyl or pyrazyl substituents such as 124, 130, and 95 did not undergo methylation on imidine nitrogen: only quaternization of the aza-arene groups occurred^{4a,24,52}. The 2,6-pyridine macrocycle (13) appeared not to react with methyl iodide, perhaps because of the inaccessibility of the pyridyl nitrogen atoms¹⁹.

Methylation of the yellow benzene macrocycle (94) with methyl iodide yielded⁵² an orange-red dimethiodide in which two of the four peripheral nitrogen atoms had evidently been quaternized. Treatment of this dimethiodide with warm aqueous sodium hydroxide provided a dimethohydroxide which was easily soluble in methanol. In the air, however, the crystals of the quaternary hydroxide soon effloresced, losing methanol and changing back into the benzene macrocycle (94) which is insoluble in methanol. Addition of hydrogen iodide to the methanol solution of the dimethohydroxide precipitated the orange dimethiodide. The benzene macrocycle dihydriodide, prepared for comparison, was found to be maroon in colour and to have a much higher melting point. Another finding which favoured the foregoing interpretations was that the benzene macrocycle could form a dimethanolate (crystal solvate) and this was sparingly soluble in methanol and stable in the air⁵².

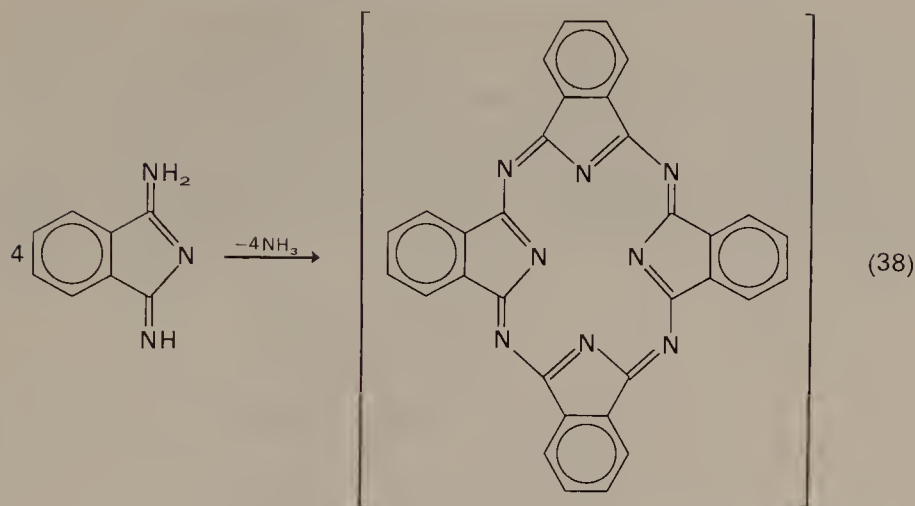
One arylation of 1,3-diiminoisoindoline has been described³³. This was effected in ethanol with cyanuric chloride (131) in acetone and gave the hydrochloride of the three-unit compound (132) from which the free base was prepared.



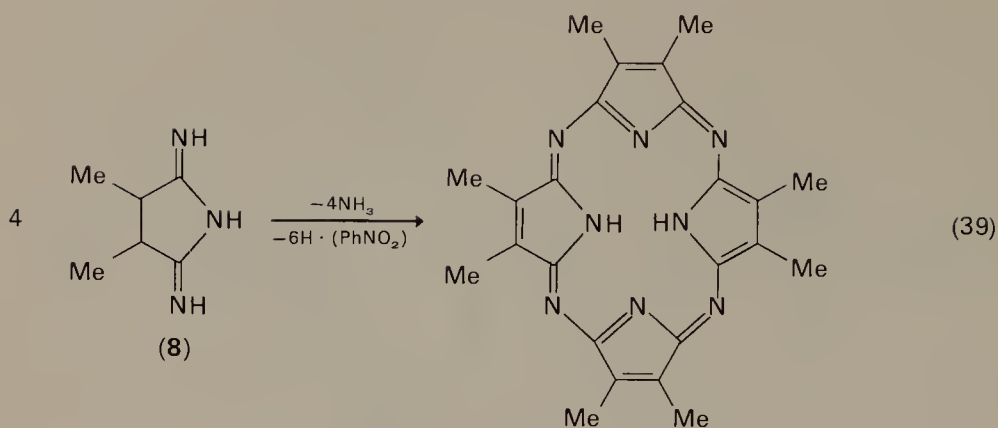
F. Condensations between Imidines

1. Self-condensation

In seeking means of applying the extraordinarily light-fast metal phthalocyanine pigments to cloth, Bayer Farbenfabriken discovered⁶ diiminoisoindoline as a precursor. This could be printed on to cloth impregnated with a divalent metal salt and a reducing agent and brief heating then developed the metal phthalocyanine (see Section IV.I.2). Subsequently, Elvidge and Linstead considered the self-condensation of imidines as a means of preparing metal-free tetrazaporphins⁴⁵. For the self-condensation of diiminoisoindoline, as expected, a reducing agent was essential. In theory the self-condensation of 4 molecular proportions of the imidine with elimination of 4 molecular proportions of ammonia could only lead to a structure not known to be capable of existence, namely dehydrophthalocyanine (equation 38). Having a 16π electron conjugated ring this would be antiaromatic: calculation showed that the

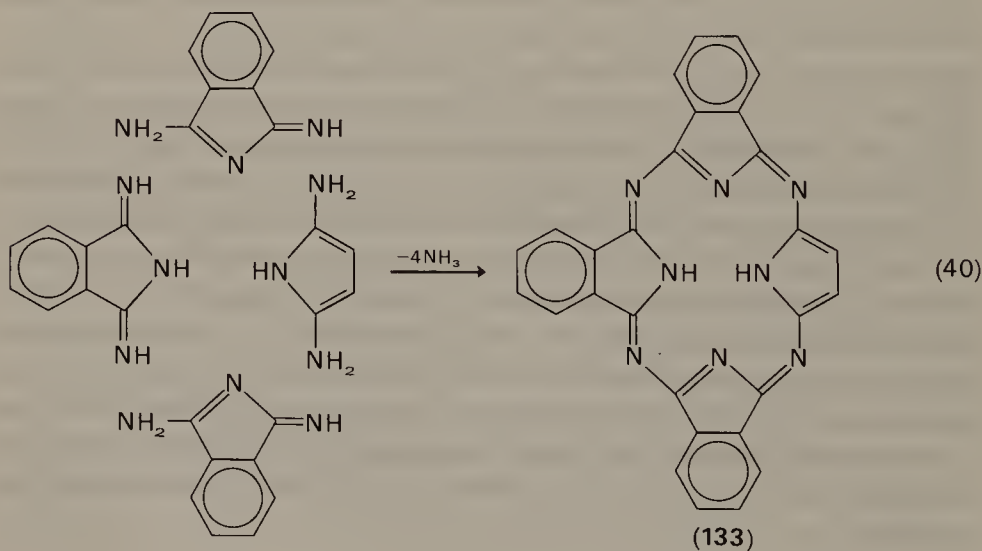


system would be capable of existence only as a di-radical⁶⁰. A source of 2 electrons per cyclization was therefore needed for the self-condensation of diiminoisoindoline to yield phthalocyanine. Indeed when diiminoisoindoline was heated alone in boiling butanol or 2-ethoxyethanol, formation of phthalocyanine was negligible but in boiling tetralin a 45% yield of phthalocyanine resulted, even though at that temperature the dissociation of diiminoisoindoline was far from negligible⁴⁵. In refluxing 2-dimethylaminoethanol diiminoisoindoline and related imidines gave pure phthalocyanine in high yield^{23b}, the solvent evidently providing an optimum temperature and acting as the necessary reductant. Succinimidine, being a saturated imidine, required (at least in theory)⁴⁵ the presence of a dehydrogenating reagent before its self-condensation would lead to tetrazaporphin. A poor yield of this pigment was in any case to be expected (cf. Ref. 61), but in fact no pigment resulted from the use of purely organic reagents⁴⁵. However, in nitrobenzene-2-ethoxyethanol in the presence of magnesium formate, 3% yields of magnesium tetrazaporphin were obtained. Much better was dimethylsuccinimidine (**8**) which when boiled in chlorobenzene in the presence of nitrobenzene afforded octamethyltetrazaporphin (equation 39) in 45% yield¹³. Presumably the required dehydrogenation was effected in these cases by the nitro compound. Methylsuccinimidine likewise gave tetramethyltetrazaporphin when refluxed in butanol with nitrobenzene¹². Mere heating of the cyclohexanoimidine (**18**) gave a blue solid containing tetracyclohexenotetrazaporphin²², the dehydrogenation in this case evidently proceeding spontaneously.

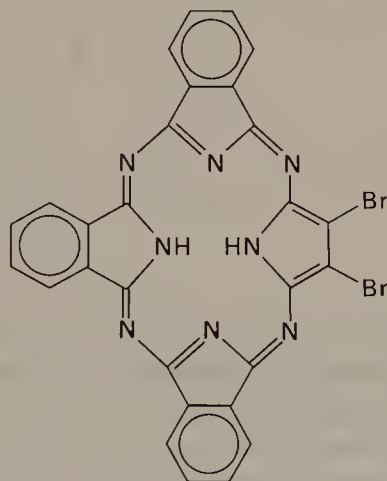


2. Mixed-condensation

The preceding considerations suggested that satisfactory syntheses of tetrazaporphins might best be achieved through the use of mixtures of imidines at different hydrogenation levels^{45,7}. Thus the condensation of 3 molecular proportions of an unsaturated or aromatic imidine with 1 molecular proportion of a saturated imidine (with elimination of ammonia) should provide a tetrazaporphin direct, provided that the first imidine could react in both tautomeric forms and the saturated imidine in the diaminopyrrole form (equation 40).



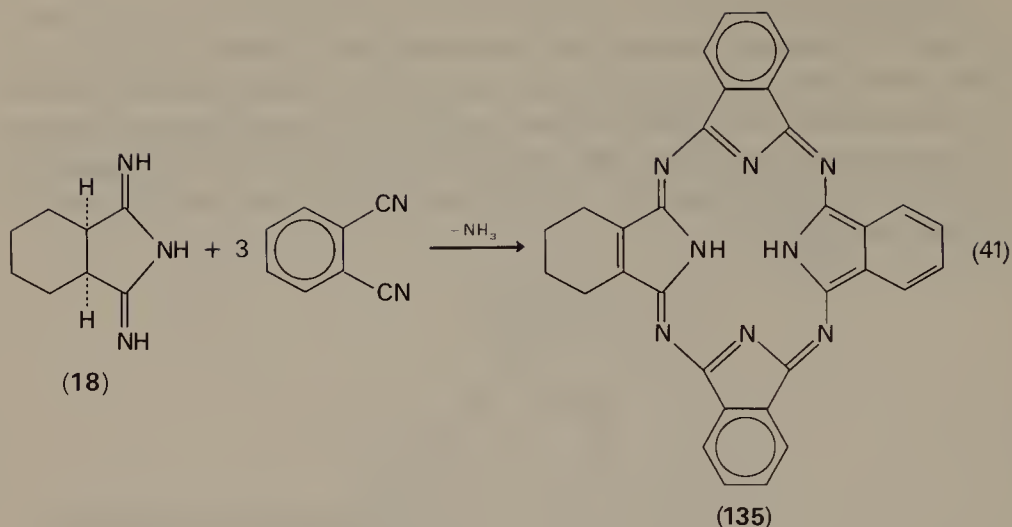
Experiments showed⁴⁵ that ammonia was evolved more readily from a mixture of diiminoisoindoline and succinimidine in boiling butanol than from either imidine alone and that a new royal-blue pigment was produced. This was shown to be tribenzotetrazaporphin (**133**) which had been formed as anticipated (equation 40). Subsequently, this new tetrazaporphin pigment was found capable of being readily dibrominated to give the derivative (**134**)⁶².



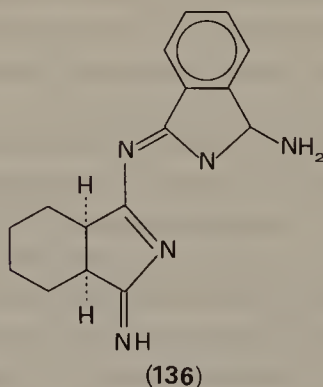
(134)

Clearly, the desired condensation reaction (equation 40) was accompanied by other reactions because the crude product contained insoluble charcoal-like material and about 3-times as much phthalocyanine as the required pigment (**133**), which necessitated a tedious extractive and chromatographic separation⁴⁵. The concomitant formation of phthalocyanine suggested that the succinimidine was acting as a hydrogen-donor for the self-condensation of diiminoisoindoline, and indeed the addition of hydrogen acceptors or oxidizing agents suppressed this unwanted reaction⁶². Maleic acid and sodium chlorate were the most effective agents tried. Tribenzotetrazaporphin was then obtained contaminated with less than an equal weight of phthalocyanine so that the separation and purification of **133** was considerably facilitated⁶².

Mixed condensations between dimethylsuccinimidine (**8**) and diiminoisoindoline, and between the cyclohexenoimidine (**14**) and diiminoisoindoline appeared more promising⁷. Monocyclohexenotribenzotetrazaporphin (**135**) was obtained⁶³ by interaction of the *cis*-cyclohexanoimidine (**18**) with 3 molecular proportions of phthalonitrile (equation 41).



In this case, the imidine in its amino-imino form presumably adds the amino function to a molecule of phthalonitrile to give the intermediate **136** which then grows by successive similar additions to phthalonitrile until a four-unit intermediate is reached. The final cyclization will then involve elimination of ammonia between the terminal amino group and the imino group of the original imidine moiety, together with a transfer of 2 H from the imidine residue to two of the four central nitrogens of the large ring, and a redistribution of the π electrons.

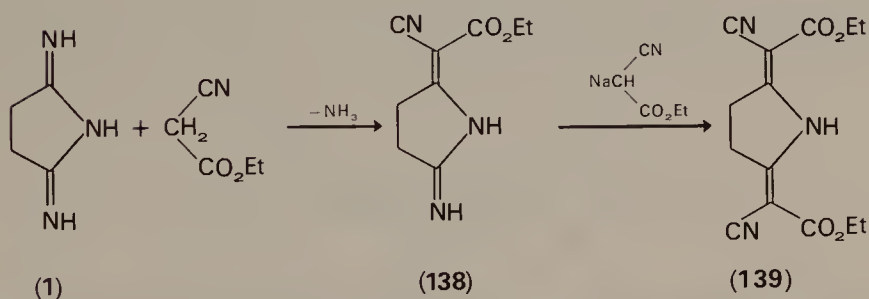
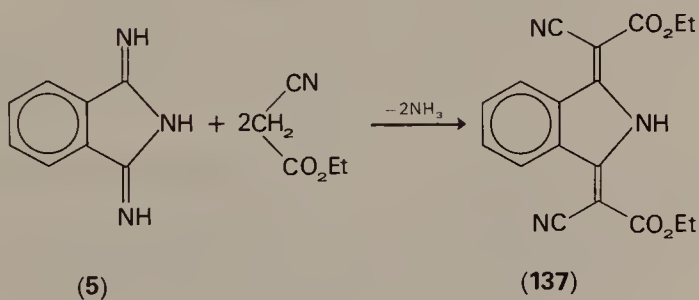


G. Reactions with Active Methylene Compounds

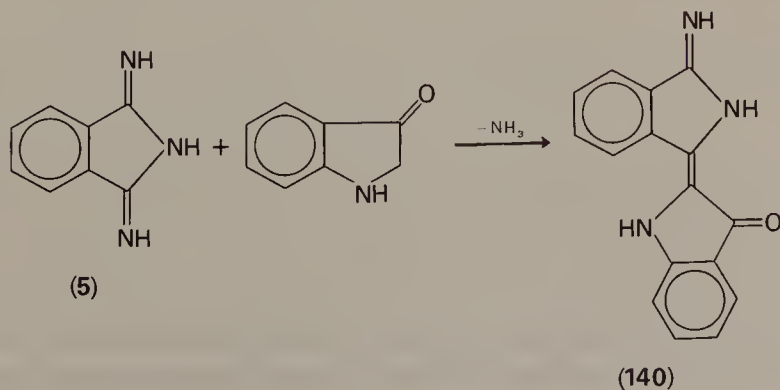
1,3-Diiminoisoindoline (**5**) condensed with the reactive methylene group of ethyl cyanoacetate in boiling ethanol, with elimination of ammonia,

to yield the yellow product **137**⁶⁴. Under similar conditions, succinimide (**1**) condensed with only 1 molecular proportion of ethyl cyanoacetate to give **138**: the further condensation, affording **139**, required the use of ethyl sodiocyanoacetate⁶⁴.

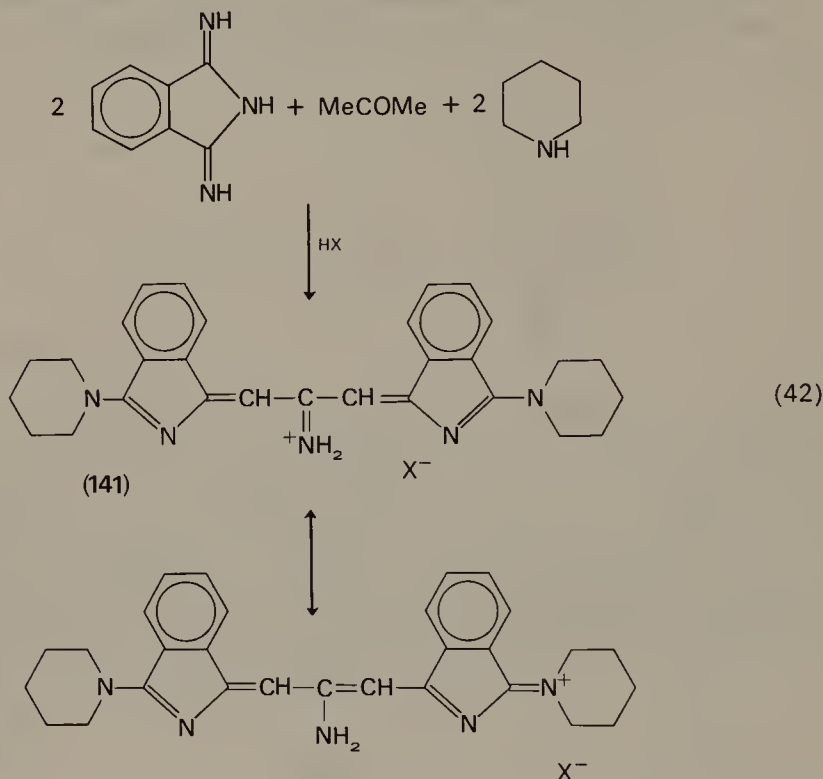
Condensation of diiminoisoindoline with the active methylene group of indoxyl yielded the compound **140** which dyes wool, cotton, etc. in



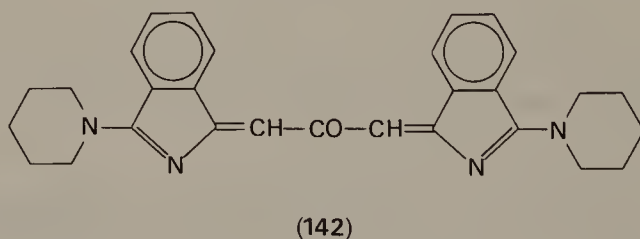
red shades⁶⁵. Yellow, brown and blue dyes (amongst others) were similarly prepared by condensing diiminoisoindoline with barbituric acid, phloroglucinol, and 1-naphthol respectively.



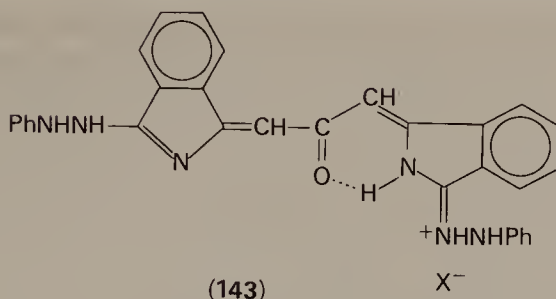
Rather more surprising than the preceding condensations of imidines with active methylene compounds was the finding by Vollmann and Wolf⁶⁶ that diiminoisoindoline condensed with both of the methyl groups of acetone in the presence of secondary amines and acid (equation 42).



The products **(141)** are resonance hybrid salts which formally resemble the auramines. Towards aqueous mineral acid at 70–80°C, the products **141** were unstable, the central amino group first undergoing hydrolysis to give **142**. Then in turn each of the terminal nitrogen functions was hydrolysed, these being susceptible to hydrolysis as in imidines.



A further resemblance was the easy displacement of the terminal amino functions in **142** by phenylhydrazine to give compound **143**⁶⁶.

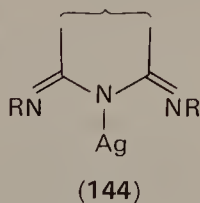


H. Metal Derivatives of Imidines and their Substitution Products

1. Miscellaneous open-chain and macrocyclic chelates

The constitution of imidines and their derivatives is such that the formation of complexes with metal ions can be expected, but few of these complexes have as yet been isolated and characterized.

Pinner^{2,11} found that succinimidine (**1**) and other imidines in which the central imino group was unsubstituted, such as 2,5-diimino-3,4-dimethylpyrrolidine (**8**), formed insoluble silver derivatives. These he



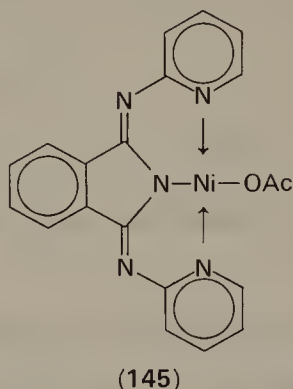
formulated as **144**. The dioxime (**69**) from glutarimidine likewise gave a silver complex⁶⁷, but imidine analogues derived from secondary amines,

which evidently had a central tertiary nitrogen group $\begin{array}{c} \diagup \\ \text{N} \\ \diagdown \end{array}$ lacking a

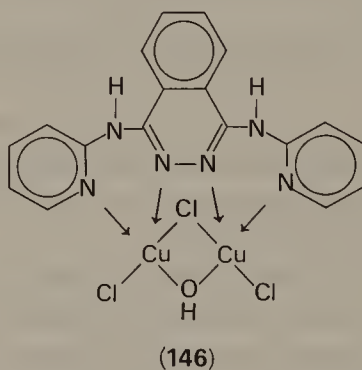
replaceable hydrogen atom, did not give silver derivatives¹¹. The acidity of the central imino group increased markedly when succinimidine was converted into the biscyanomethylene compound (**139**), this then yielding a sparingly soluble potassio derivative⁶⁴.

The various dioximes derived from imidines (Section IV.C) behaved like simple oximes and gave red colours with ferric chloride, indicative of complex formation. Copper acetate produced yellow-green colours. Amongst substituted imidines derived from the condensation of an imidine with amines, 1,3-di-2'-pyridyliminoisoindoline (**124**) formed highly crystalline metal derivatives^{4a}. Thus with nickel acetate in formamide, the

brownish-yellow acetoxynickel(II) derivative (**145**) was obtained of composition $(L-H)MOAc$ together with a sparingly soluble maroon complex

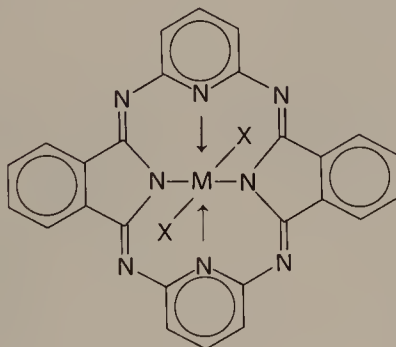


$C_{36}H_{24}N_{10}Ni$, i.e. $(L-H)_2M$ in which the nickel(II) ion was bound to two dipyridyliminoisoindoline residues^{4a}. More recently, these covalent complexes were reprepared, the absence of conductance was checked, and their magnetic susceptibilities were measured⁶⁸; in addition, from nickel, zinc, and other perchlorates a new ionic series of complexes of the composition $L_2M(ClO_4)_2$ was obtained⁶⁸. The related ligand molecule **125**, derived from **124** by expansion of the isoindoline ring with hydrazine (Section IV.D.10), formed a highly insoluble dichromate—therefore probably coordinated—and also a variety of copper derivatives of which the hydrated copper complex, $LCu_2Cl_3(OH) \cdot H_2O$, was shown by X-ray crystallography to have the constitution **146**⁵⁸.



The cross-conjugated macrocyclic compound (**13**) from condensation of 2,6-diaminopyridine with diiminoisoindoline formed a brown, crystalline,

thermally-stable square-planar nickel(II) complex (**93**)¹⁹, X-ray analysis of which established the constitution, as already mentioned (Section IV.D.7). The ligand molecule **13** also formed orange complexes with lead(II) and mercury(II) which were much less stable and could be demetalated with hydrogen sulphide in benzyl alcohol¹⁹. Later, many other metal complexes were prepared from the 2,6-pyridine macrocycle (**13**) which was then rechristened 'hemiporphyrizine'^{18b}. These included the tin(II) analogue⁶⁹ and also octahedral complexes such as the dichlorotin(IV) complex (**147**)⁶⁹, the dihalogenogermanium(IV) compounds (**148**)^{18b}, and dialkoxysilicon(IV) derivatives (**149**)⁶⁹.

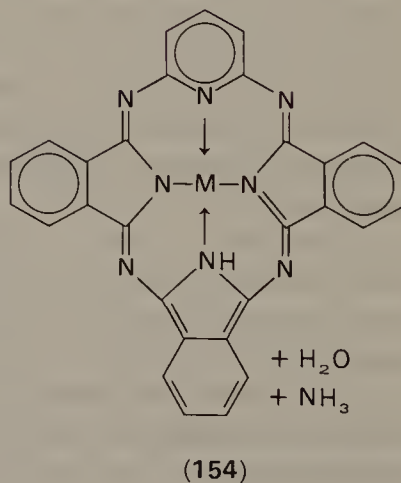
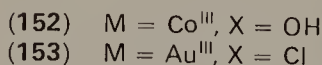
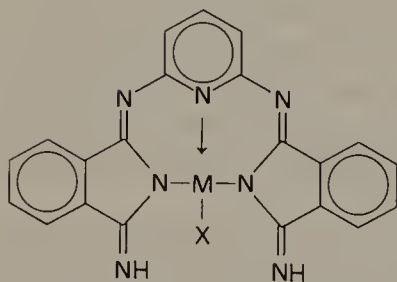
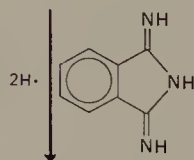
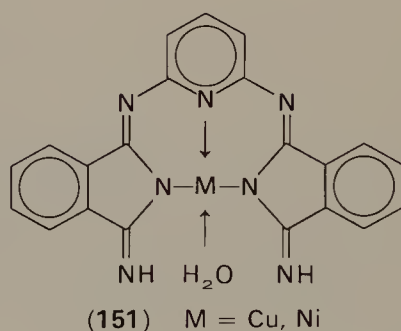
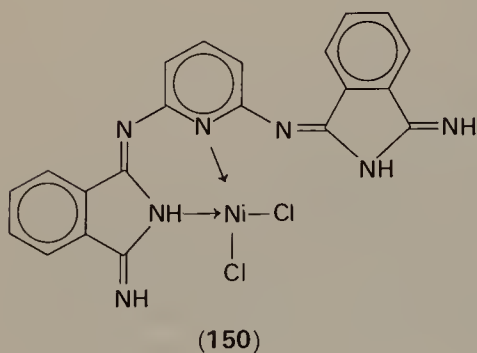


- (147) M = Sn, X = Cl
 (148) M = Ge, X = F, Cl, Br or I
 (149) M = Si, X = OR

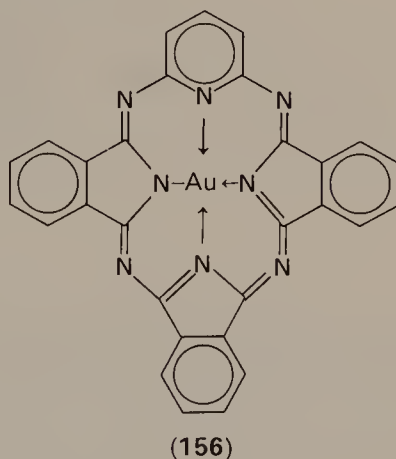
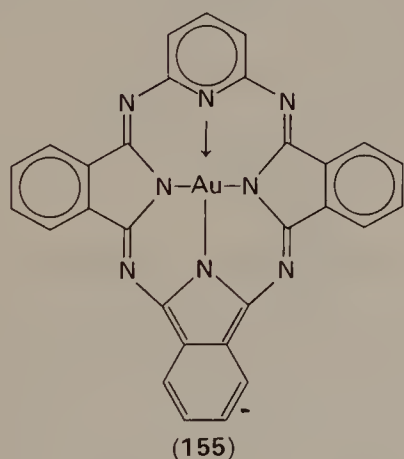
The 3,5-pyridine macrocycle (**95**) which lacks the appropriate central arrangement of four nitrogen atoms, was not at first expected to complex metals, but in fact did so. The products from copper(II) and zinc(II), for example, were brown and yellow amorphous, insoluble, and infusible substances, evidently polymeric in type, presumably with the metal coordinated between peripheral pyridine nitrogen atoms of different ligand molecules⁵².

Another macrocycle not at first expected to give metal derivatives was the triisindole-benzene macrocycle (**99**), but this formed brown products when treated in pyridine with copper(I) cyanide, and the acetates of copper(II) and nickel(II)⁵⁰. Though crystalline, these products were very sparingly soluble and lacked thermal stability so that rigid purification of them was not achieved and their precise composition and nature remains undetermined.

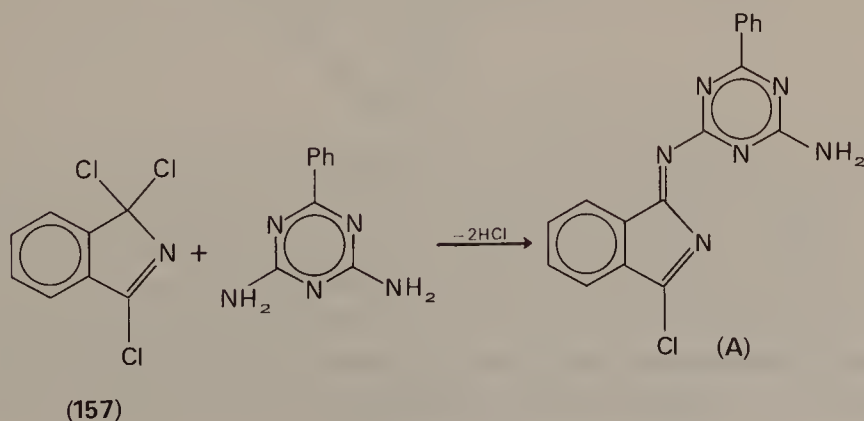
The three-unit compound (**105**) (Section IV.D.7) (also prepared later⁷⁰ by the condensation of 2,6-diaminopyridine with 2 molecular proportions of diiminoisoindoline in boiling methanol) behaved as an ambivalent ligand. Towards nickel(II) chloride, it was a bidentate univalent ligand and afforded the complex **150**⁷¹. Towards copper, nickel, and cobalt, presented as the metal(II) acetates, it behaved as a tridentate divalent ligand, the first two ions giving the brown and red complexes (**151**)⁷⁰. The cobalt(II) salt apparently gave the hydroxycobalt(III) complex (**152**), which was dark red and diamagnetic: an analogous chlorogold(III) complex (**153**) was also prepared⁷⁰.



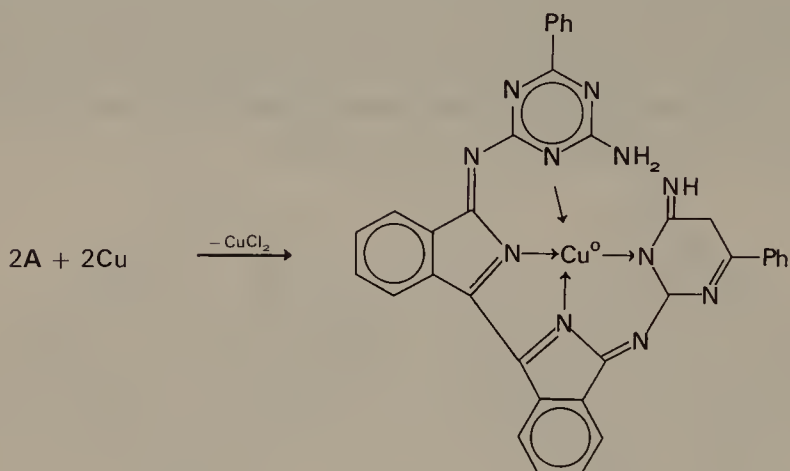
By heating the preceding copper(II) and nickel(II) complexes (**151**) with diiminoisoindoline in ethoxyethanol or dimethylformamide, Bamfield and Mack⁷⁰ achieved a template synthesis of a triisoindole-2,6-pyridine macrocycle as the dark violet metal(II) complexes (**154**). If the structure of these is correct, then the formation reaction is a reductive condensation and the reported effect of hydroquinone in improving the yields becomes understandable. No evidence (such as from mild acid hydrolysis and/or oxidation-reduction titration) was provided to show whether the product from the gold compound (**153**) and diiminoisoindoline was the macrocyclic complex of gold(III) **155**, or of gold (I) **156**.



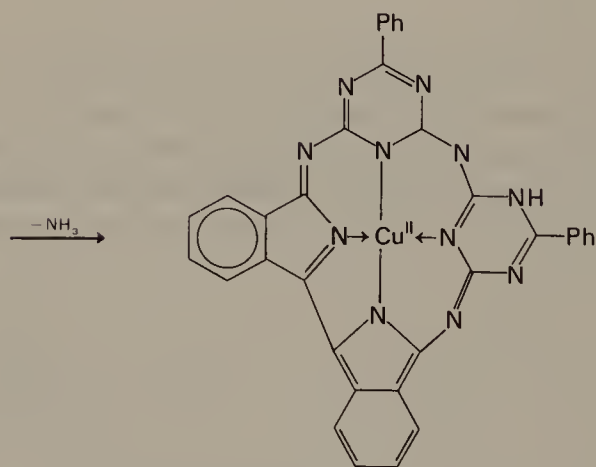
In the course of the preceding work⁷⁰, mass spectral evidence was obtained for the presence of a nickel macrocyclic complex in which there was a direct link (rather than an aza link) between two isoindole rings. A violet macrocyclic copper complex (**158**) having this feature was subsequently isolated⁷² from a reaction of the imidine intermediate, 1,3,3-



trichloro-1(*H*)-isoindole (**157**) (cf. Section II.D), with 2,4-diamino-6-phenyltriazine in boiling 1-chloronaphthalene in the presence of copper powder or (less satisfactorily) copper acetate. An X-ray investigation substantiated the structure: the compound could have arisen as indicated in equation (43), When copper(II) chloride was used, the yellow-green

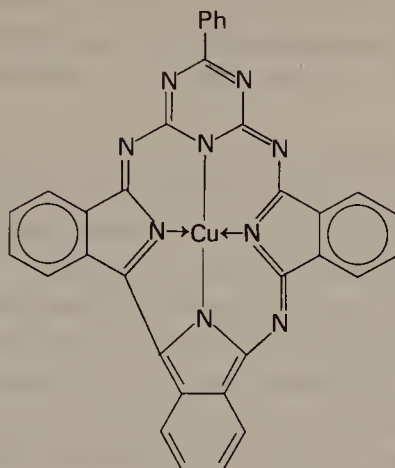


(43)



(158)

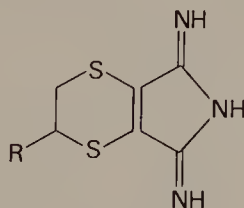
complex (**159**) was obtained instead. Accurate mass measurement of the molecular ion established the composition⁷².



(159)

2. Phthalogen compounds

The Phthalogen series of compounds⁷³, which give rise to the Phthalogen Blue and Green pigments—essentially metal phthalocyanines—constitute a very important commercial discovery by Bayer Farbenfabriken⁶ for the printing of fabrics, and for allied uses of these extremely light-fast pigments. There are two main groups of Phthalogen compounds. One comprises simple entities such as 1,3-diiminoisoindoline (**5**)^{6,73,74}, its 4-phenyl derivative and analogues such as **18** and **160**¹⁶, as well as

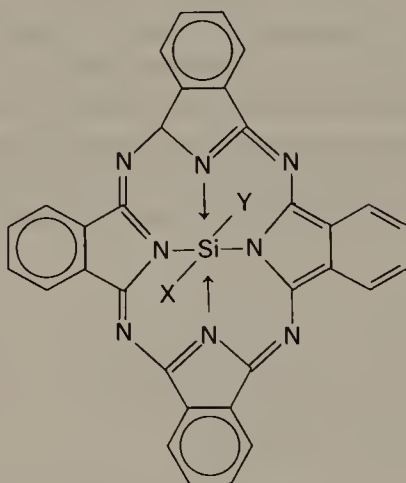


(160) R = H, Me, Ph, CN

alkoxy⁷⁵ and alkylthio³⁵ derivatives of 1-iminoisoindolines and related compounds (Section II.E) such as **37**, **39**, **40**, **41**, and **44**. These latter are capable of yielding diiminoisoindoline or analogous imidines when heated up to about 140°C with ammonium salts, urea, or other reagents which provide ammonia. Either before or after the printing of cloth with a Phthalogen, it may be treated with metal salts or chelates⁷⁶, the other reagents and a mild reducing agent, or the printing might be done with a

paste of all necessary components. Then by steaming, metal phthalocyanine pigments are developed right through the fibre and the resulting print, which can incorporate intricate patterns, is permanent to washing^{6,16,73-76}.

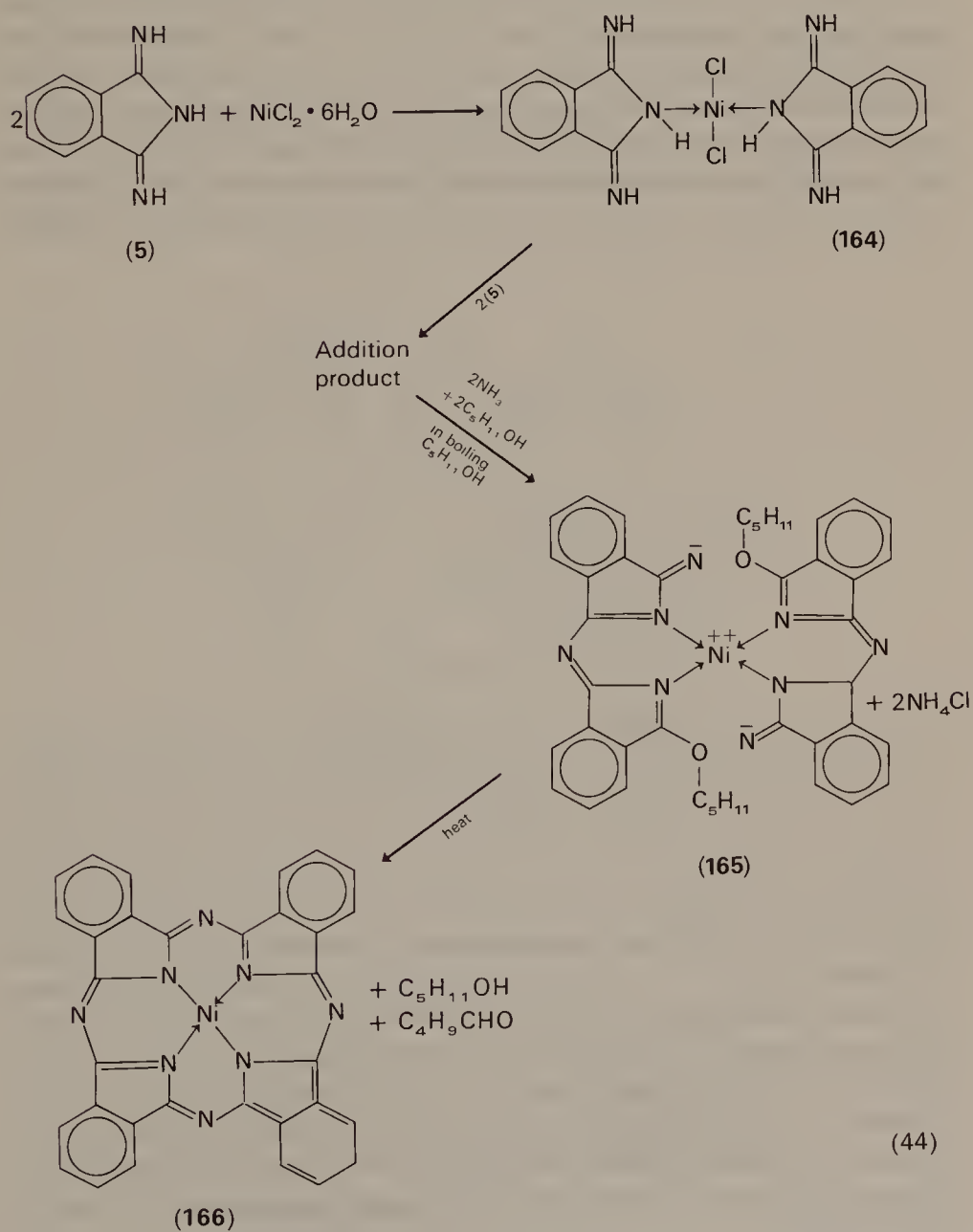
Metal phthalocyanines can be prepared in a pure state direct from 1,3-diiminoisoindoline or its substitution products by heating with powdered metals, e.g. copper, or better with metal salts dissolved in a potentially reducing solvent such as formamide^{6,45}. In these ways, the two electrons required per cyclocondensation (see Section IV.F.1) are provided. Use of other reagents has made available novel six coordinate octahedral complexes of phthalocyanine, not obtainable by other routes. For example, from silicon tetrachloride and diiminoisoindoline in boiling quinoline, Kenney and coworkers^{23a} prepared dichlorosilicon phthalocyanine (**161**) and thence dialkoxysilicon derivatives (**162**), whilst by using methyl trichlorosilane, the interesting analogue (**163**) was made⁷⁷. These compounds are additionally unusual in having very stable silicon-nitrogen bonds.



- (**161**) X = Y = Cl
 (**162**) X = Y = OR
 (**163**) X = Me, Y = Cl

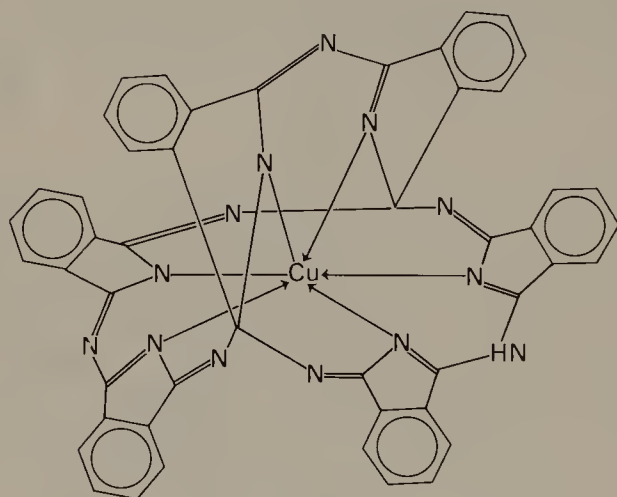
The way in which nickel phthalocyanine is formed from 1,3-diiminoisoindoline and nickel(II) chloride (in a solvent capable of acting as a reducing agent) has been elucidated by Robinson and coworkers⁷⁸. There are three main stages which they were able to carry out separately by

using 'artificial' conditions. The mechanism is depicted in equation (44). First, the metal salt chelates two molecules of the imidine to give the



greenish-tan, square-planar complex (**164**). This then condenses at a higher temperature (e.g., in boiling amyl alcohol) with two more molecules of the imidine and there is concomitant solvolysis of two of the pendant imino groups: a red square-planar complex (**165**) results. By heating this under vacuum, nickel phthalocyanine (**166**) is formed rapidly, quantitatively, together with products from the solvent residues in **165** (in this particular case, amyl alcohol and valeraldehyde, which were characterized by mass spectrometry).

The second group of Phthalogen compounds comprises more complex entities, loosely described as metal polyisoindolines^{6,74,79}. Their molecules are built up from six phthalonitrile residues and one metal(II) atom, and are probably as illustrated in (**167**)⁸⁰. They are formed from diimino-

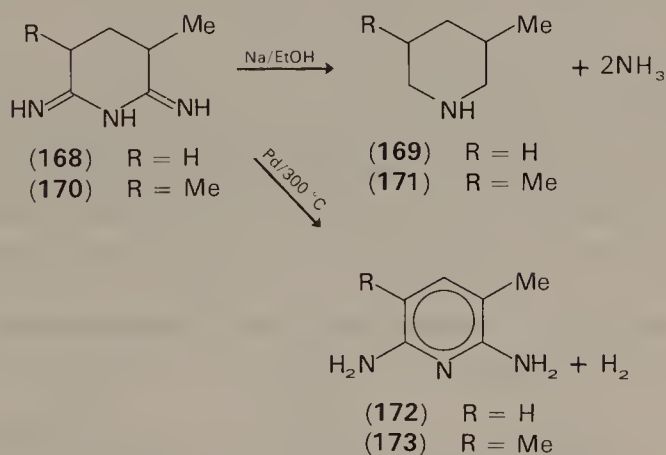


(167)

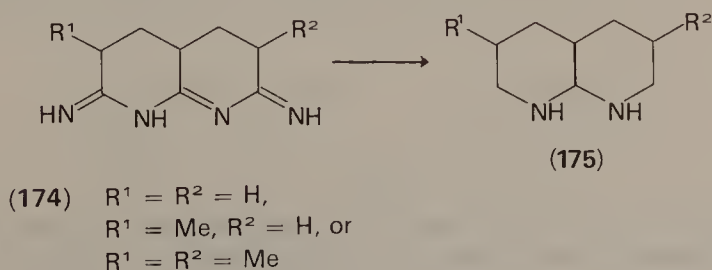
isoindoline or analogous imidines and a metal(II) salt in dimethylformamide at 90°C^{79,80} or from cobalt (or other metal) phthalocyanine and diiminoisoindoline under mildly oxidative conditions⁸¹. The metal polyisoindolines, e.g. $C_{48}H_{25}CuN_{13}$, can be isolated as brownish orange crystals, are soluble in acetic acid, and do not hydrolyse readily⁸⁰. The conversion to metal phthalocyanine occurs rapidly on heating in the presence of reducing agents. The printed cloth is therefore padded with hydrosulphite-soda or equivalent agents and then steamed to develop the colour^{79,81}.

I. Hydrogenolysis and Dehydrogenation of Glutarimidines

The hydrogenolysis of glutarimidine derivatives to piperidines and ammonia was achieved by Takata⁸². He added portions of the methylglutarimidine (**168**) and sodium alternately to ethanol heated in an oil-bath at 130–140°C and so obtained the piperidine (**169**) in high yield. Similar hydrogenolysis of the dimethylglutarimidine (**170**) afforded 3,5-dimethylpiperidine (**171**). The bicyclic imidine derivatives (**174**) were likewise converted into the decahydro-1,8-naphthyridines (**175**). All of these piperidines were then aromatized by heating with palladium at 230°C.



Early attempts to convert glutarimidine derivatives into 2,6-diaminopyridine derivatives by ring-dehydrogenation were unsuccessful¹⁴; the methods were far too mild. By heating the methylglutarimidine (**168**) in diphenyl ether at 300°C under nitrogen with palladium catalyst for many hours, Takata⁸² achieved the dehydrogenation to 2,6-diamino-3-methylpyridine (**172**) in 30% yield. Similarly the dimethylglutarimidine (**170**) gave 2,6-diamino-3,5-dimethylpyridine (**173**).



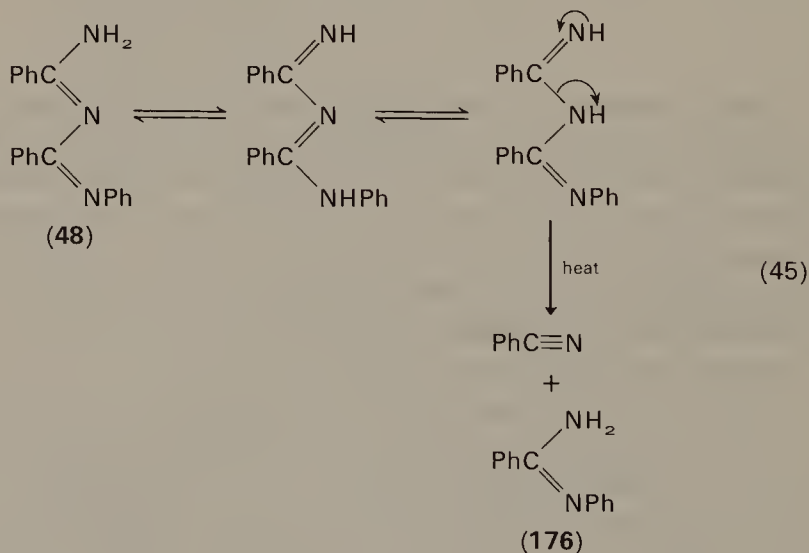
V. PROPERTIES AND REACTIONS OF DIAMIDIDES

A. General Characteristics

The diamidides or 1,3,5-triazapentadienes, e.g. **48**, are the open-chain analogues of the imidines. Few have been described^{8,40,41,43}, and of these the majority bear only aryl substituents on carbon atoms 2 and 4, and have one or more aryl substituents on nitrogen. Two main classes may be discerned: one comprises those that are conjugated such as **51**, and the other comprises non-conjugated diamidides such as **52**. The former class are yellow and show longest wavelength ultraviolet absorption in the 330–345 nm region^{8a}. Non-conjugated diamidides do not absorb beyond about 260 nm and appear colourless or pale yellow^{8a}.

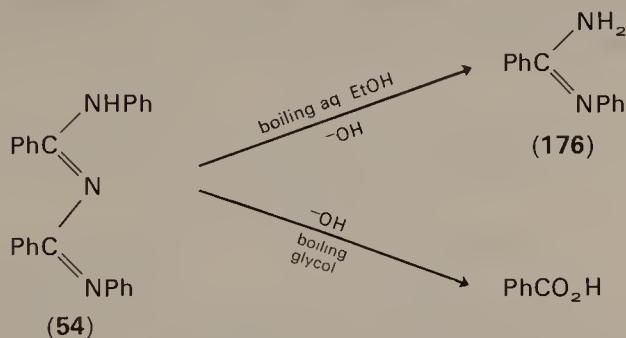
1. Conjugated diamidides

The representatives **50**, **51**, and **54** have surprisingly different chemical properties^{8a} from those of the imidines and many of their *N*-substitution products. Conjugated diamidides have moderately high melting points and the poly phenyl-substituted members are thermally stable: thus **54** was recovered in high yield after 1 h at 190–200°C. On the other hand, **48** was degraded to benzonitrile and *N*-phenylbenzamidine (**176**) (equation 45). The poly phenyl-substituted derivatives are also resistant

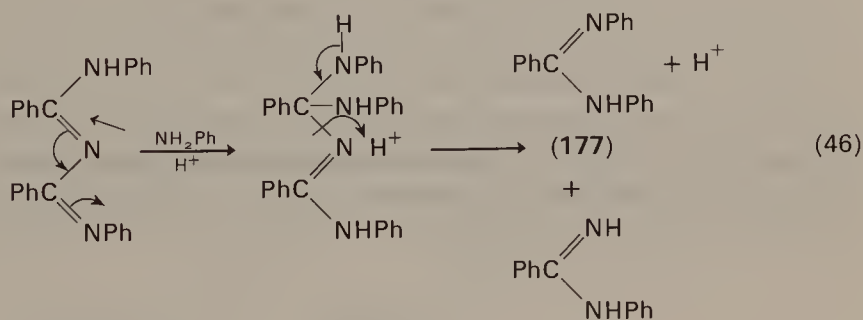


to hydrolysis. 1,2,4,5-Tetraphenyl-1,3,5-triazapenta-1,3-diene (**54**), for example, withstood boiling concentrated hydrochloric acid and suffered little in boiling aqueous ethanolic alkali during 25 h, only 15% being

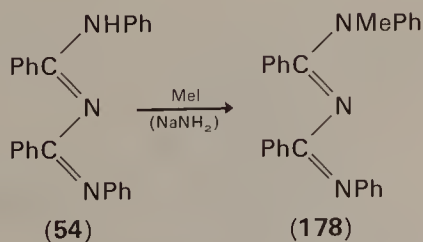
degraded to *N*-phenylbenzamidine (**176**). In boiling glycol with potassium hydroxide, however, the diamidide (**54**) was hydrolysed to benzoic acid.



No reaction occurred when the diamidide (**54**) was heated at $100^\circ C$ with aniline but with anilinium benzenesulphonate in boiling pyridine there was degradation of the diamidide to *N,N'*-diphenylbenzamidine (**177**) and *N*-phenylbenzamidine. Evidently there is acid-catalysed 1,4-addition of aniline to the 1,3,5-triazapenta-1,3-diene system, followed by dissociation to the products (equation 46)^{8a}.

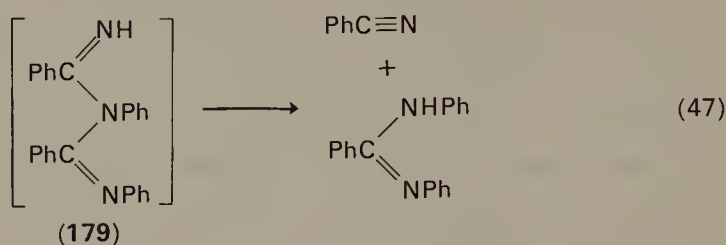


Methylation of the diamidide (**54**) with methyl iodide/sodamide significantly gave only the conjugated product (**178**)^{8a}.

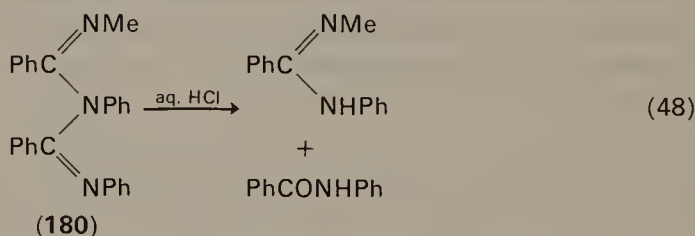


2. Non-conjugated diamidides

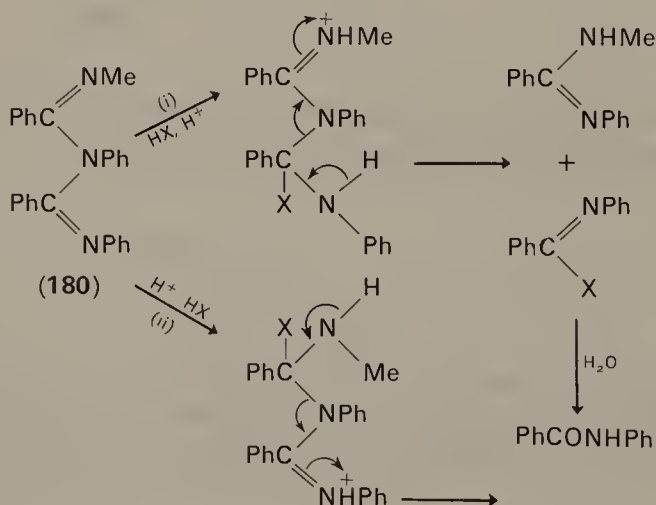
Some are evidently too unstable to exist. Thus attempts to obtain the diamidide (**179**) consistently resulted only in the decomposition products shown (equation 47)^{8a}. Those which were obtained, e.g. **52**, failed to form

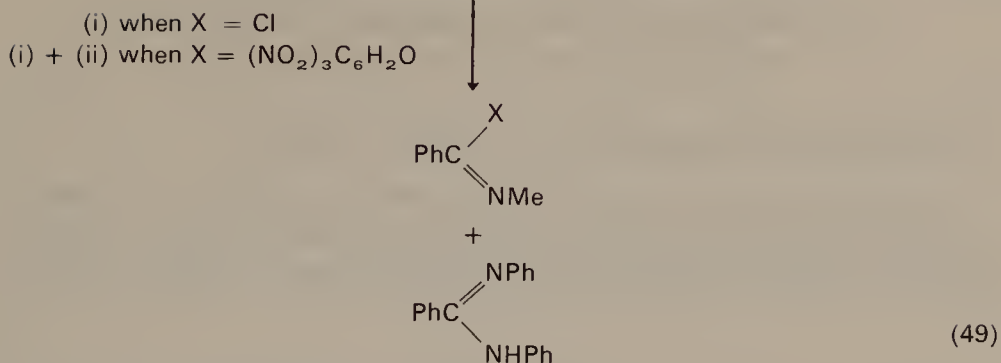


crystalline salts with acids and instead were degraded. With hydrochloric acid in aqueous ethanol, the diamidide (**180**) yielded benzanilide and *N*-methyl-*N'*-phenylbenzamidinium (equation 48). Even picric acid in



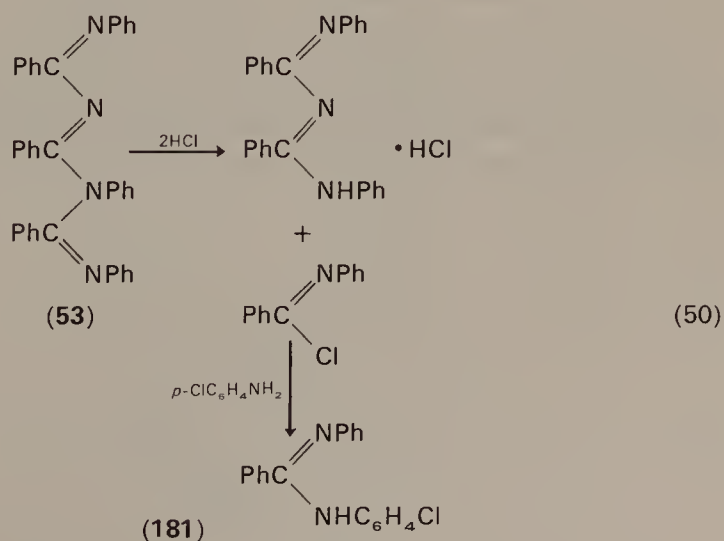
benzene degraded this diamidide (**180**), *N*-methyl-*N'*-phenylbenzamidinium picrate and *N,N'*-diphenylbenzamidinium picrate being formed. These and related acid degradations may be explained by the reaction sequence shown (equation 49)^{8a}.





3. A triamidide (53)

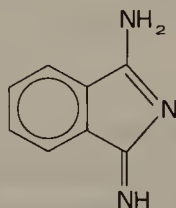
This yellow compound combines the structural features of both of the preceding types of diamidide. Whilst it resembled a conjugated diamidide in being thermally stable and resistant to boiling aqueous ethanolic alkali, it did not form crystalline salts^{8a}. Acidification of a solution of the triamidide (53) in ethanol with concentrated hydrochloric acid and dilution with water merely precipitated the triamidide (63% recovery). In chloroform with dry hydrogen chloride, the triamidide (53) was degraded to the hydrochloride of 1,2,4,5-tetraphenyl-1,3,5-triazapenta-1,3-diene (54). The same result was obtained using benzene as solvent, but in this case, filtration from the diamidide hydrochloride, evaporation of the benzene filtrate, and treatment of the residue with *p*-chloroaniline then afforded *N*-*p*-chlorophenyl-*N'*-phenylbenzamidine (181). Acid degradation of the triamidide therefore proceeded analogously to that of the non-conjugated diamidide (180), there being addition of hydrogen chloride, followed by dissociation into the diamidide and *N*-phenylbenzimidochloride (equation 50)^{8a}.



VI. SPECTROSCOPIC EVIDENCE FOR THE FINE STRUCTURE OF IMIDINES

A. Ultraviolet Absorption and N.M.R. Results

The imidine formally derivable from phthalic anhydride was referred to in the initial description^{6a} and subsequent reviews^{6b,16} as 1-amino-3-iminoisoindolenine and represented by **182**. However, qualitative light

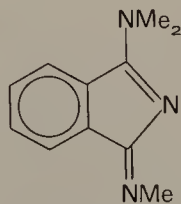


(182)

absorption studies^{17,24} showed that this potentially tautomeric compound is best regarded as 1,3-diiminoisoindoline (**5**). Comparison of the light absorptions of tautomeric structures with those of fixed-bond analogues is valid only when the excited states are similar; within such a close group of compounds as the phthalic imidine derivatives this is highly probable. Extensions to other imidines also suggest that the diimino form is preferred. *N*-Substitution may alter the position of tautomeric equilibrium^{9,17}. This last conclusion has been challenged⁸³, though not on a sound basis, as will be explained.

1. 1,3-Diiminoisoindoline and derivatives

Table 3 gives the principal u.v. light absorption maxima of this imidine and of simple *N*-substituted derivatives which include fixed-bond representatives of both the amino-imino (**182**) and diimino (**5**) tautomeric forms. The 3-dimethylamino-1-methylimino-1*H*-isoindole (**183**) has its



(183)

TABLE 3. Ultraviolet absorption maxima of some phthalic imidines and derivatives in ethanol^a, methanol^b, or acetic acid^c

No.	Compound	$\lambda_{\max}(\text{nm})$	$\varepsilon \times 10^{-3}$	Reference
<i>Fixed-bond structures</i>				
83	3-Morpholino-1-phenylimino-1 <i>H</i> -isoindole ^a	227	29.1	24
		236	25.6	
		265 } 280 } 290 }	9.6	
		375	11.3	
		264	13.4	
84	1-Phenylimino-3-piperidino-1 <i>H</i> -isoindole ^a	280	11.0	24
		379	14.5	
		258	11.2	
85	3- <i>N</i> -Methylanilino-1-phenylimino-1 <i>H</i> -isoindole ^a	268 } 281 } 290 }	12.4	
		368	14.6	
		279	12.2	
183	3-Dimethylamino-1-methylimino-1 <i>H</i> -isoindole ^b	348	3.9	17
88	2-Methyl-1,3-diphenyliminoisoindoline ^b	227	26.4	17
		258 } 265 }	19.9	
		305	9.6	
<i>Potentially tautomeric structures</i>				
5	1,3-Diiminoisoindoline ^a	251 } 256 }	12.5	24
		303	4.6	
		251	12.0	
185	3-Butylimino-1-iminoisoindoline ^a			24

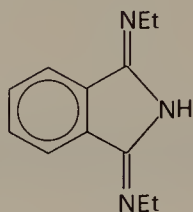
TABLE 3 (continued)

No.	Compound	$\lambda_{\max}(\text{nm})$	$\varepsilon \times 10^{-3}$	Reference
87	1,3-Dimethylliminoisoindoline ^b	258 } 264 }	13.6	17
		304	5.4	
		252	11.1	
		266	14.0	
		308	7.3	
68	1,3-Dihydroxyiminoisoindoline ^a	227	12.7	9
		251	9.0	
		265	12.7	
		297	14.2	
		251	8.0	
86	1,3-Dibutyliminoisoindoline ^a	266	11.0	24
		278	8.0	
		304 } 315 }	6.0	
		265	11.1	
		312	3.8	
184	1,3-Diethyliminoisoindoline ^b	265	11.1	17
186	3-Benzylimino-1-iminoisoindoline ^b	265	15.0	17
		316	4.7	
79	1-Imino-3-phenyliminoisoindoline ^a	251 } 257 }	14.8	24
		265	16.3	
		280	12.4	
		304 } 324 }	9.3	
		330		
187	1-Imino-3,2'-naphthyliminoisoindoline ^a	360	7.3	24
		230	55.5	

TABLE 3 (continued)

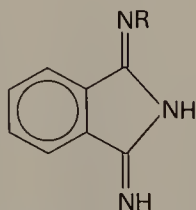
No.	Compound	$\lambda_{\text{max}}(\text{nm})$	$\epsilon \times 10^{-3}$	Reference
188	1-Imino-3,3'-pyridyliminoisoindoline ^a	251	16.8	24
		259	21.7	
		266		
		343	7.6	
		367	8.4	
		268	15.7	
30	1,3-Diphenyliminoisoindoline ^a	280	11.3	24
		345	8.9	
		251	12.2	
		257		
		264		
		303	8.9	
	1,3-Di-2'-naphthyliminoisoindoline ^a	328	24	
		348		7.7
		365		6.5
		227		63.5
		234		
		326		9.1
124	1,3-Di-3'-pyridyliminoisoindoline ^a	360	10.7	24
		235	29.9	
		257	14.3	
		266	12.5	
		280		
		290		
189	1,3-Diphenyliminoisoindoline hydrochloride ^c	304	10.7	4a
		315		
		353		
		349	23.2	
		398	20.0	

longest wavelength absorption maximum at 348 nm¹⁷ and the 3-*N,N*-disubstituted-amino-1-phenylimino-1*H*-isoindoles (**83**), (**84**), and (**85**) all



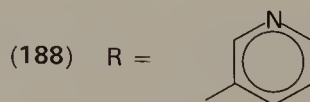
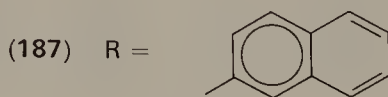
(184)

absorb in the 368–379 nm region²⁴. On the other hand, the 1,3-diiminoisoindoline derivative (**88**) has its longest wavelength absorption at 305 nm¹⁷. Because diiminoisoindoline itself absorbs only up to 303 nm²⁴, it is reasonable to conclude that this imidine exists in the diimino form **5**, and that so do the butyl (**185**) and dimethyl (**87**)¹⁷ derivatives, and also the dioxime (**68**)⁹. Indeed, the last compound gives a dull reddish colour with iron(III) chloride like a simple oxime and not a bluish colour as does 1-amino-3-hydroxylaminoisoquinoline⁴⁸. In addition, there is none of the instability or sensitivity to oxidation normally found with hydroxylamino compounds, so that the dioxime formulation **68** appears certain. The *N*¹,*N*³-dibutyl and -diethyl derivatives of diiminoisoindoline, (**86**) and (**184**), absorb at 315²⁴ and 312 nm¹⁷ respectively, and the *N*¹-benzyl substituted compound (**186**) absorbs at 316 nm¹⁷, so it appears that the tautomeric equilibrium for these compounds lies a little towards the amino-imino form. The *N*¹-aryl (**79**), (**187**) and -heteroaryl (**188**) derivatives

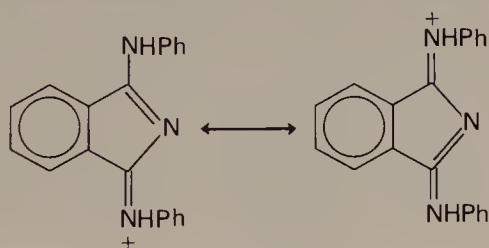


(185) R = Bu

(186) R = CH₂Ph

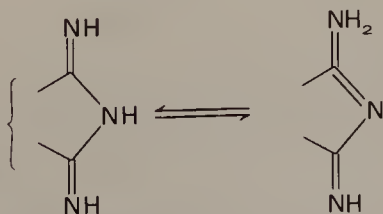


are probably tautomeric mixtures in which the amino-imino forms predominate because these compounds show maxima at up to 360 nm²⁴. The corresponding *N*¹,*N*³-disubstituted compounds, e.g. **30** and **124**, absorb around that region, suggesting again that the amino-imino form predominates²⁴. Where this form is fixed by trisubstitution as in **83**, **84** and **85** the longest wavelength maximum is shifted bathochromically to 368–379 nm²⁴ (as already mentioned) and the intensity pattern changes from that of compound **88**¹⁷ in that the longest wavelength maximum intensifies a little and becomes more intense than the maxima immediately to shorter wavelength (see **83**, **84**, **85**, Table 3). The u.v. spectrum of 1,3-diphenyliminoisoindoline hydrochloride shows rather higher intensity absorption (ϵ 20,000) at the longer wavelength of 398 nm, indicative of the resonance hybrid structure **189**²⁴.



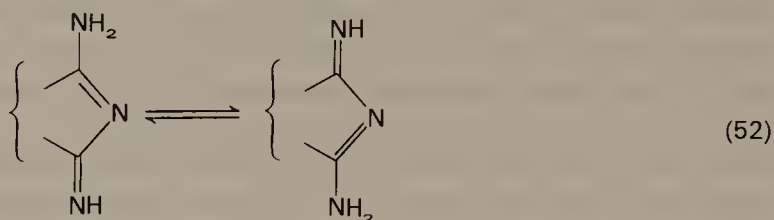
(189)

From ¹H-n.m.r. studies of diiminoisoindoline and some of its *N*-substitution products, it was concluded that all of the potentially tautomeric compounds exist in the diimino form⁸³. This conclusion (which is hardly tenable in view of the u.v. absorption evidence) ignores an aspect of n.m.r. spectroscopy. It was observed that the ¹H-n.m.r. spectra of diiminoisoindoline and its *N*¹,*N*³-disubstituted derivatives (in which the two substituents were identical) possessed a symmetry indicative of the diimino form. In other words, there was only a single set of resonance signals from the two substituent groups and only two chemical shifts from the isoindole phenylene protons, these giving rise to a symmetrical AA'BB' pattern. This is a result to be expected if the rate of interchange of tautomers (equation 51) is rapid on the n.m.r. time scale. The n.m.r. spectrum would



(51)

also appear to indicate a symmetrical structure even if the position of this equilibrium were strongly towards the amino-imino form because the proton exchange (equation 52) would make that structure effectively



symmetrical on the n.m.r. time scale. Illustration of the point seems pertinent. There is detailed i.r. and u.v. spectroscopic evidence⁸⁴ to show that phthalhydrazide exists as 4-hydroxyphthalazin-1(2*H*)-one (**190**). Yet the ¹H-n.m.r. spectrum in dimethyl sulphoxide shows a symmetrical AA'BB' pattern from the four protons of the benzene ring (Figure 1),

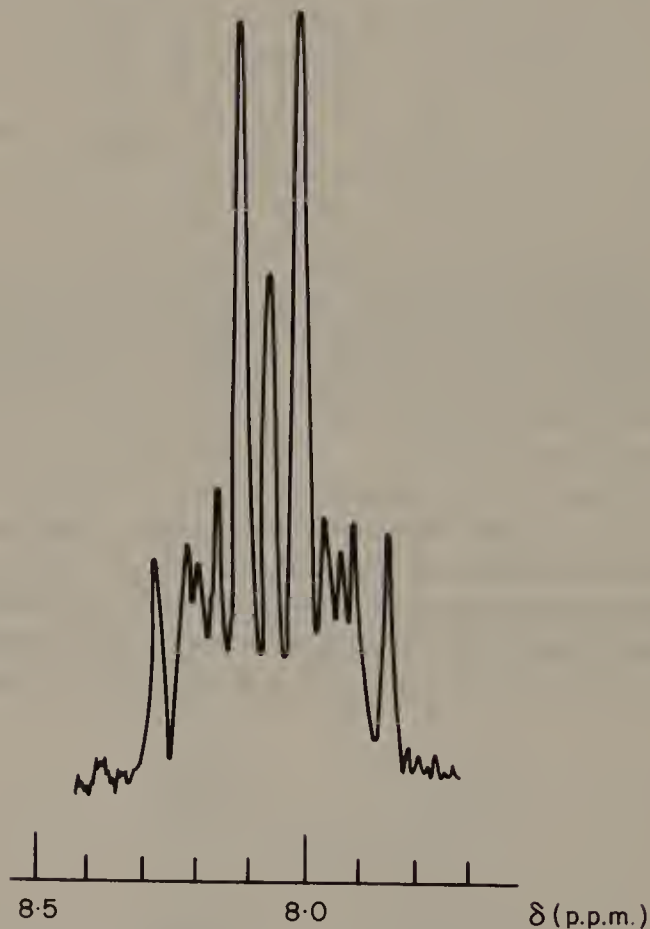
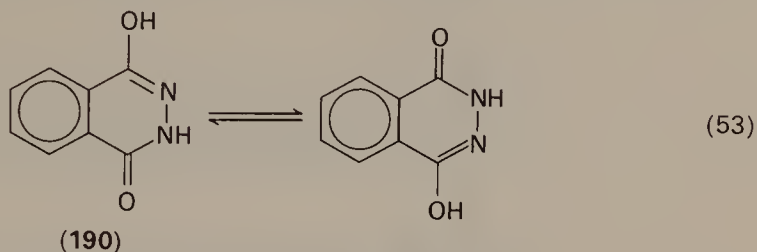


FIGURE 1. ¹H-N.m.r. signal from the four phenylene protons of phthalhydrazide (in dimethyl sulphoxide containing TMS, at 60 MHz).

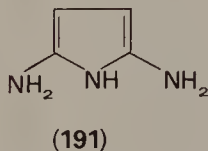
apparently indicative of a symmetrical structure! The explanation is again that the rate of proton transfer between equivalent tautomers (equation 53) is sufficiently rapid on the n.m.r. time scale to average chemical shifts.



Direct observation of the dependence of the ^1H -n.m.r. spectrum upon rate of proton transfer was made during investigations of the products from succinimidine and hydrazine⁵⁹. It was found that the complex ^1H -n.m.r. spectra of the compounds (126) and (127), which were consistent with these non-symmetrical structures, collapsed to spectra indicative of symmetrical structures as soon as proton transfer was catalysed by alkali. It is important to note that no change in the u.v. spectra of the compounds (126) and (127) occurred under the same conditions showing that the species under observation had not changed on addition of the alkali⁵⁹.

2. Other imidines

These have not yet been studied quite so extensively, (see Table 4). Succinimidine (1) and its dimethyl analogue (8) both show maxima at 237 nm, with the corresponding dioximes (66) and (67) absorbing at 227–228 nm^{9,13}, suggesting strongly that the imidines exist in the diimino form. Although succinimidine is capable of reacting as if it were 2,5-diaminopyrrole⁴⁵, its light absorption differs somewhat from that of simple pyrroles⁸⁵ and so it appears that this potential tautomeric form **191** does not contribute to the compound's structure. Indeed, the ^1H -n.m.r.



spectrum⁸³ is clearly consistent with a succinimidine structure, although not necessarily capable (as claimed) of indicating whether the diimino or amino-imino form is preferred, for a reason as already outlined. Introduction of a double bond between the $\beta\beta'$ -carbons of a succinimidine, as in **14**, produces an expected bathochromic shift of the longest wavelength maximum, to 258 nm²².

TABLE 4. Ultraviolet absorption maxima of succinimidine, glutarimidine, some derivatives and analogues in ethanol^a or methanol^b

No.	Compound	λ_{max} (nm)	$\epsilon \times 10^{-3}$	Reference
1	Succinimidine ^b	237	20.0	9
66	2,5-Dihydroxyiminopyrrolidine ^b	227	22.0	9
	2-Imino-5-phenyliminopyrrolidine ^b	240	19.6	9
		251	13.3	
		280	12.6	
29	2,5-Diphenyliminopyrrolidine ^b	227	13.0	9
		280	16.7	
		294	17.4	
8	2,5-Diimino-3,4-dimethylpyrrolidine ^a	237	17.8	13
67	2,5-Dihydroxyimino-3,4-dimethylpyrrolidine ^a	228	17.6	13
111	3,4-Dimethyl-2,5-diphenyliminopyrrolidine ^a	228	14.2	13
		282	16.8	
110	3,4-Dimethyl-2,5-diphenylimino- Δ^3 -pyrroline ^a	228 } 258 } 266 }	15.3	13
		328 } 348 }	7.4	
14	Δ^8 -Hexahydro-1,3-diiminoisindole ^a	251	15.9	22
		258	14.5	

TABLE 4 (continued)

No.	Compound	$\lambda_{\max}(\text{nm})$	$\epsilon \times 10^{-3}$	Reference
109	4 ⁸ -Hexahydro-1,3-diphenyliminoisoindole ^a	228	16.0	22
		251	12.9	
		266	14.5	
		270	9.0	
		280	7.8	
		333	4.2	
9	Glutarimidine ^a	252	17.2	14
69	2,6-Dihydroxyiminopiperidine ^a	234	18.8	14
31	2,6-Diphenyliminopiperidine ^a	228	15.8	14
		291	11.8	
11	4-Benzyl-2,6-diiminopiperazine ^a	250.5	13.8	15
71	4-Benzyl-2,6-dihydroxyiminopiperazine ^b	234	14.9	15
20	3,5-Diiminopiperazin-1-ylacetonitrile ^a	250.5	18.0	15
78	2,6-Dihydroxyiminopiperazine ^b	234	15.8	15
10	2,6-Diimino-3-phenylpiperidine ^a	256	18.0	14
70	2,6-Dihydroxyimino-3-phenylpiperidine ^a	238	19.0	14
	2-Imino-3-phenyl-6-phenyliminopiperidine ^a	258	15.8	14
		290	9.2	
	3-Phenyl-2,6-diphenyliminopiperidine ^a	227	32.8	14
		288	9.75	

Glutarimidine (**9**) absorbs at 252 nm^{14} like the piperazine imines (**11**) and (**20**)¹⁵. The bathochromic shift from 237 nm , the position of the maximum for succinimidine, is evidently a result of the change in ring size and of the resultant effects on the energies of ground and excited states due to the consequential conformational difference^{14,86}. Because the dioximes (**69**), (**71**), and (**78**) (which clearly are not hydroxylamino compounds) have maxima at $234\text{ nm}^{14,15}$, it is reasonably certain that glutarimidine (**9**) and the analogues (**11**) and (**20**) exist in the diimino form. The same conclusion applies to the phenylglutaric homologue (**10**)¹⁴.

B. Infrared Absorption Results

Because of the solubility characteristics of the imidines (see Section IV.A), their i.r. spectra have been measured only for the solid state^{14,15,50}. There is very broad absorption in the NH stretching region, indicative of extensive hydrogen bonding. Under the highest resolution, weak maxima in this region can be detected⁵⁰ but no clear-cut information concerning preferred tautomeric forms emerges (see Table 5). However, some interpretations have been attempted for *N*-substituted derivatives of 2,6-diiminopiperazine and thence of glutarimidine¹⁵. Limited information concerning NH and C=N vibrations has also been obtained.

In the i.r. spectrum of the 3-morpholino-1-phenylimino-1*H*-isoindole (**83**), the highest wavenumber band is at 1641 cm^{-1} (medium intensity) and is attributable to stretching of the exocyclic C=N group. The analogous imine (**60**) shows similar absorption at 1641 cm^{-1} and, in addition, NH stretching at 3165 cm^{-1} and a broadened weaker band at 1694 cm^{-1} (Table 5). The fixed-bond diiminoisoindole derivative (**88**) shows only a slightly broadened strong band at 1640 cm^{-1} from the C=N functions, whilst the compounds **42** and **44** produce sharp strong bands at 1664 and 1653 cm^{-1} , respectively, again attributable to exocyclic C=N, and there is NH stretching at 3135 cm^{-1} ³⁶. The spectrum of the potentially tautomeric 1,3-diphenyliminoisoindoline (**30**) shows a single NH stretch at 3350 cm^{-1} and strong peaks at 1667 and 1650 cm^{-1} , whilst that of the mono-*N*-substituted diiminoisoindoline (**79**) exhibits NH stretching at 3145 cm^{-1} (as a weak peak in a broad band) and medium absorption at 1686 and 1631 cm^{-1} . Rather more informative was the spectrum in KBr disc of the adduct **92** from *m*-phenylenediamine and diiminoisoindoline. This shows five peaks in the NH region as expected from a compound having one kind of NH_2 group and three kinds of NH group in its structure.

TABLE 5. Infrared absorptions of some imidines and derivatives in Nujol mull^a or KBr disc^b

No.	Compound	Maxima (cm ⁻¹)	Assignment
5	Diiminoisindoline ^a	3225-2270, 3145vw, 3106vw 1725w, 1680w, 1626, 1597, 1527s 1304s, 1256s, 1213w, 1170 1152s, 1131s, 1075, 1060s, 1005 3390-2500, 3185sh 1688br, 1603s, 1559brs 1414, 1332, 1310s, 1217w, 1186s, 1145s, 1087br, 1057w 3225-2500, 3185sh 1674br, 1600br, 1534brs 1534w, 1335s, 1292w, 1284, 1258, 1220, 1200br 3400-3000 1690, 1620, 1558s 1446, 1345s, 1305w, 1207 1150, 1105s, 1028w, 934s 3450-3000 1668, 1626s, 1570brs 1365s, 1345s, 1315w, 1278 1260w, 1200, 1170, 1157s 3460s, 3070brs 1655s, 1648s, 1595w, 1575s 1493, 1340, 1318s, 1300s, 1243, 1205, 1165w, 1115s 3350 1667s, 1650s 1580	NH (bonded) C=N, NH def, Ph NH (bonded) C=N, NH def NH (bonded) C=N, NH def, Ph NH C=N, NH def, Ph NH C=N, NH def NH C=N, NH def, Ph NH C=N Ph
9	Glutarimidine ^a		
10	2,6-Diimino-3-phenylpiperidine ^a		
11	4-Benzyl-2,6-diiminopiperazine ^a		
20	3,5-Diiminopiperazin-1-ylacetonitrile ^a		
27	4-Benzyl-2-imino-6-phenyliminopiperazine ^a		
30	1,3-Diphenyliminoisindoline ^a		

TABLE 5 (continued)

No.	Compound	Maxima (cm ⁻¹)	Assignment
60	3-Morpholino-1-imino-1(<i>H</i>)-isoindole ^a	1330w, 1300, 1220s, 1214s, 1190, 1166, 1150, 1126w 316s 1694brw, 1645 1590, 1562s, 1535s 1362w, 1346, 1325, 1302w, 1279brs, 1255, 1182 3390–2500, 3145 1686, 1631, 1592, 1527s 1324, 1283, 1209s, 1157, 1148, 1121s, 1094 1641 1590, 1538brs 1337w, 1328, 1302w, 1272s 1640s 1585 1337, 1244, 1203s, 1152w, 1085, 1063, 1040s, 1018 3395, 3360, 3225, 3170, 3080 1649, 1630, 1610, 1537s 1493, 1465, 1440s, 1380w, 1346, 1326, 1307, 1255s	NH C≡N NH def, Ph NH C≡N, NH def, Ph C≡N Ph C≡N Ph NH ₂ , NH C≡N, NH def, Ph
79	1-Imino-3-phenyliminoisoindoline ^a		
83	3-Morpholino-1-phenylimino-1(<i>H</i>)-isoindole ^a		
88	2-Methyl-1,3-diphenyliminoisoindoline ^a		
92	Diiminoisoindoline- <i>m</i> -phenylenediamine adduct ^b		

VII. REFERENCES

1. A. Pinner, *Die Imidoäther und ihre Derivate*, Oppenheim Berlin, 1892.
2. A. Pinner, *Ber. dt. chem. Ges.*, **16**, 352 (1883).
3. A. Pinner, *Ber. dt. chem. Ges.*, **23**, 2942 (1890).
4. (a) J. A. Elvidge and R. P. Linstead, *J. Chem. Soc.*, 5000 (1952) and (b) following papers.
5. International Union of Pure and Applied Chemistry, *Nomenclature of Organic Chemistry*, Butterworths, London, 1971, Section C.
- 6a. Bayer Farbenfabriken, *Indian Patent* 43,679 (1952).
- 6b. F. Baumann, B. Bienert, G. Rösch, H. Vollman, and W. Wolf, *Angew. Chem.*, **68**, 133 (1956).
7. J. A. Elvidge in *Recent Advances in the Chemistry of Colouring Matters*, Special Publ. No. 4, Chemical Society, London, 1956, pp. 28-41.
- 8a. F. C. Cooper, M. W. Partridge, and W. F. Short, *J. Chem. Soc.*, 391 (1951).
- 8b. D. A. Peak, *J. Chem. Soc.*, 215 (1952).
9. J. A. Elvidge and R. P. Linstead, *J. Chem. Soc.*, 442 (1954).
10. H. D. K. Drew and D. B. Kelly, *J. Chem. Soc.*, 625 (1941).
11. A. Pinner, *Ber. dt. chem. Ges.*, **23**, 2927 (1890).
12. P. M. Brown, D. B. Spiers, and M. Whalley, *J. Chem. Soc.*, 2882 (1957).
13. R. P. Linstead and M. Whalley, *J. Chem. Soc.*, 3530 (1955).
14. J. A. Elvidge, R. P. Linstead, and A. M. Salaman, *J. Chem. Soc.*, 208 (1959).
15. N. R. Barot and J. A. Elvidge, *J. Chem. Soc., Perkin I*, 1009 (1972).
16. W. Wolf, E. Degener, and S. Petersen, *Angew. Chem.*, **72**, 963 (1960).
17. P. F. Clark, J. A. Elvidge, and J. H. Golden, *J. Chem. Soc.*, 4135 (1956).
- 18a. J. B. Campbell, *U.S. Patent* 2,765,308 (1956).
- 18b. J. N. Esposito, L. E. Sutton, and M. E. Kenney, *Inorg. Chem.*, **6**, 1116 (1967).
19. J. A. Elvidge and R. P. Linstead, *J. Chem. Soc.*, 5008 (1952).
20. J. M. Cox, J. A. Elvidge, and D. E. H. Jones, *J. Chem. Soc.*, 1423 (1964).
21. J. A. Elvidge and D. E. H. Jones, *J. Chem. Soc. C.*, 1297 (1968).
22. G. E. Ficken and R. P. Linstead, *J. Chem. Soc.*, 3525 (1955).
- 23a. M. K. Lowery, A. J. Starshak, J. N. Esposito, P. C. Krueger, and M. E. Kenney, *Inorg. Chem.*, **4**, 128 (1966);
- 23b. S. J. Grammatica, O. A. Ossanna, and L. Weinberger, *J. Heterocyclic Chem.*, **7**, 1403, (1970).
24. P. F. Clark, J. A. Elvidge, and R. P. Linstead, *J. Chem. Soc.*, 3593 (1953).
25. Bayer Farbenfabriken, *Brit. Patent* 698,049 (1953).
26. T. Takata, *Bull. Chem. Soc. Japan*, **35**, 1438 (1962).
27. H. Hopf and P. Gallegra, *Helv. Chim. Acta*, **51**, 253 (1968).
28. R. Blochmann, *Ber. dt. chem. Ges.*, **20**, 1856 (1887).
- 29a. Bayer Farbenfabriken, *Brit. Patent* 704,595 (1954).
- 29b. E. I. du Pont de Nemours, *U.S. Patent* 2,980,691 (1961).
30. V. N. Klyuev and F. P. Snegireva, *Izv. Vysch. Ucheb. Zaved. Khim. Khim. Tekhnol.*, **10**, 891 (1967).
31. V. F. Borodkin, *Zh. Prikl. Khim.*, **31**, 813 (1958).
32. Bayer Farbenfabriken, *Ger. Patent* 2,106,585 (1972).
33. R. P. Smirnov, V. A. Gnedina, and V. F. Borodkin, *Izv. Vysch. Ucheb. Zaved. Khim. Khim. Tekhnol.*, **12**, 1420 (1969).

34. V. F. Borodkin and P. V. Gubin, *U.S.S.R. Patent* 230,165 (1968); V. F. Borodkin, P. V. Gubin, and E. V. Repkina, *U.S.S.R. Patent* 269,163 (1970).
35. Imperial Chemical Industries Ltd., *Brit. Patent* 711,433 (1954).
36. M. E. Baguley and J. A. Elvidge, *J. Chem. Soc.*, 709 (1957).
37. F. Johnson and W. A. Nasutavicus, *J. Org. Chem.*, **27**, 3953 (1962).
38. A. Pinner, *Ber. dt. chem. Ges.*, **25**, 1624 (1892).
39. A. Pinner and F. Klein, *Ber. dt. chem. Ges.*, **11**, 4 (1878); G. Glock, *Chem. Ber.*, **21**, 2650 (1888); A. Pinner, *Ber. dt. chem. Ges.*, **25**, 1434 (1892).
40. H. Ley and F. Müller, *Ber. dt. chem. Ges.*, **40**, 2950 (1907).
41. R. S. Curtiss and L. F. Nickell, *J. Amer. Chem. Soc.*, **35**, 885 (1913).
42. P. Oxley and W. F. Short, *J. Chem. Soc.*, 1514 (1948).
43. E. Haruki, T. Inaike, and E. Imoto, *Nippon Kagaku Zasshi*, **87**, 206 (1966).
44. A. Pinner, *Ber. dt. chem. Ges.*, 2923 (1890); F. Kunckell and R. Bauer, *Ber. dt. chem. Ges.*, **34**, 3029 (1901).
45. J. A. Elvidge and R. P. Linstead, *J. Chem. Soc.*, 3536 (1955).
46. T. Wieland and D. Grimm, *Chem. Ber.*, **96**, 275 (1963).
47. S. Dewarte, A. Pezzoli, and J. Armand, *C.R. Acad. Sci. Paris*, **270**, 2062 (1970).
48. N. R. Barot and J. A. Elvidge, *J. Chem. Soc. Perkin I*, 606 (1973).
49. J. T. Shaw, *J. Org. Chem.*, **27**, 3890 (1962).
50. J. A. Elvidge and J. H. Golden, *J. Chem. Soc.*, 700 (1957).
51. J. C. Speakman, *Acta Crystallogr.*, **6**, 784 (1953).
52. P. F. Clark, J. A. Elvidge, and R. P. Linstead, *J. Chem. Soc.*, 2490 (1954).
53. V. N. Klyuev and F. P. Snegireva, *Izv. Vysch. Ucheb. Zaved. Khim. Khim. Tekhnol.*, **12**, 170 (1969).
54. M. E. Baguley and J. A. Elvidge, *J. Chem. Soc.*, 709 (1957).
- 55a. V. F. Borodkin, *Zhur. obshch. Khim.*, **30**, 1547 (1960).
- 55b. R. P. Smirnov, V. A. Gnedina, and V. F. Borodkin, *Tr. Vses. Mezhvuz. Nauch-Tekh. Konf. Vof. Sin Primen. Krasitelei*, 17 (1970); *Chem. Abstr.*, **76**, 14518f (1972).
56. J. A. Elvidge and J. H. Golden, *J. Chem. Soc.*, 4144 (1956).
57. J. A. Elvidge and A. P. Redman, *J. Chem. Soc. Perkin I*, 2820 (1972).
58. L. K. Thompson, V. T. Chacko, J. A. Elvidge, A. B. P. Lever, and R. V. Parish, *Canad. J. Chem.*, **47**, 4141 (1969).
59. J. A. Elvidge and J. A. Pickett, *J. Chem. Soc. Perkin I*, 2346 (1972).
60. J. R. Barnard and L. M. Jackman, private communication.
61. R. P. Linstead and M. Whalley, *J. Chem. Soc.*, 4839 (1952).
62. J. A. Elvidge, J. H. Golden, and R. P. Linstead, *J. Chem. Soc.*, 2466 (1957).
63. Imperial Chemical Industries Ltd., *Brit. Patent* 762,783 (1956).
64. J. A. Elvidge, J. S. Fitt, and R. P. Linstead, *J. Chem. Soc.*, 235 (1956).
65. Badische Anilin und Soda Fabrik, *Ger. Patent* 1,012,406 (1957).
66. H. Vollmann and W. Wolf, *Ann. Chem.*, **659**, 110 (1962).
67. J. Biedermann, *Ber. dt. chem. Ges.*, **22**, 2967 (1889).
68. M. A. Robinson, S. I. Trotz, and T. J. Hurley, *Inorg. Chem.*, **6**, 392 (1967).
69. L. E. Sutton and M. E. Kenney, *Inorg. Chem.*, **6**, 1869 (1967).
70. P. Bamfield and P. A. Mack, *J. Chem. Soc. C*, 1961 (1968).
71. J. A. Scruggs and M. A. Robinson, *Inorg. Chem.*, **6**, 1007 (1967).
72. P. Bamfield and D. G. Wilkinson, *J. Chem. Soc. C*, 2409 (1968).
73. F. Gund, *J. Soc. Dyers Colourists*, **76**, 151 (1960); B.C.M. Dorset, *Textile Manuf.*, **88**, 71 (1962).

74. Bayer Farbenfabriken, *Brit. Patent* 814,575 (1959).
75. Bayer Farbenfabriken, *Fr. Patent* 2,016,305 (1970).
76. Bayer Farbenfabriken, *Fr. Patent* 2,006,851 (1970).
77. J. N. Esposito, J. E. Lloyd, and M. E. Kenney, *Inorg. Chem.*, **5**, 1979 (1966).
78. T. J. Hurley, M. A. Robinson, and S. I. Trotz, *Inorg. Chem.*, **6**, 389 (1967).
79. E. I. du Pont de Nemours, *Brit. Patent* 745,359 (1956).
80. R. A. Brooks, J. G. Burt, B. F. Skiles, and M. S. Whelen, *J. Org. Chem.*, **24**, 383 (1959).
81. Bayer Farbenfabriken, *Brit. Patent* 687,655 (1953), 713,459 (1954), 759,377 (1956).
82. T. Takata, *Bull. Chem. Soc. Japan*, **35**, 1438 (1962).
83. J. Armand, S. Deswarte, J. Pinson, and H. Zamarlik, *Bull. Soc. Chim. France*, 671 (1971).
84. J. A. Elvidge and A. P. Redman, *J. Chem. Soc.*, 1710 (1960); A. R. Katritzky and J. M. Lagowski, *Adv. Heterocyclic Chem.*, **1**, 368 (1963).
85. Cz. Korschun and C. Roll, *Bull. Soc. Chim. France*, **37**, 130 (1925); R. A. Jones, *Adv. Heterocyclic Chem.*, **11**, 459 (1970).
86. D. W. Turner, *J. Chem. Soc.*, 4555 (1957).

Author Index

This author index is designed to enable the reader to locate an author's name and work with the aid of the reference numbers appearing in the text. The page numbers are printed in normal type in ascending numerical order, followed by the reference numbers in parentheses. The numbers in *italics* refer to the pages on which the references are actually listed.

- Abbey, P. 890 (526), 912, 983, 984 (53),
1084
Abd Elhafez, F. A. 256 (413a), 323
Abe, N. 303 (611), 328
Abegaz, B. 309 (638), 329, 456 (255), 526
Abikis, K. 835 (402), 909
Abraham, R. J. 760 (132), 901
Abramovitch, R. A. 49 (173), 87
Abshirc, C. J. 1080 (552), 1098
Acharya, S. P. 207 (181), 316
Ache, H. J. 458 (271), 526
Ackman, R. G. 1054 (386), 1093
Adam, G. 694 (68c), 720
Adam, W. 699 (86), 720, 1061 (424, 425),
1094
Adams, C. J. 790 (256), 802 (294), 905, 906
Adams, J. 122 (165), 129, 285 (537), 326
Adams, R. 713 (137), 722
Adams, R. N. 335 (23), 346 (75), 365, 367
Adams, W. R. 1056 (398), 1093
Adelsberger, K. 486 (379, 380), 487 (380),
529
Adkins, H. 1040 (291), 1090
Advani, B. G. 497 (416), 530
Afanasiadi, L. Sh. 361 (117), 368
Agami, C. 1105 (48), 1159
Agareval, C. P. 788 (234), 904
Agavelyan, E. S. 633 (507), 650
Agosta, W. C. 389 (60), 520
Agu, Y. 218 (232c), 317
Ahond, A. 695 (74a), 720
Åkermærk, B. 1107 (59), 1128 (59, 133),
1159, 1161
Akimoto, H. 146 (16), 147
Akiyama, T. 461
Akkerman, J. M. 634 (527), 651
Aksenov, V. S. 633 (508, 509), 650
Albanbauer, J. 411, 415, 420 (107), 521
Alben, R. 97 (45, 46), 126
Albert, R. 470 (336b), 528
Albertson, N. F. 704 (106b), 705 (115a),
721
Albinati, A. 1107 (63), 1159
Albonico, S. M. 251 (387), 322
Albrecht, R. 824 (355), 908
Alcais, P. 768 (166), 902
Alder, K. 458 (271, 272), 526, 999 (94),
1085
Aldridge, C. L. 1135 (207), 1164
Alekseeva, V. T. 79 (348), 92
Alford, J. A. 513 (477–479), 532, 1047
(350), 1049 (350, 354), 1053 (379), 1092
Allais, A. 654 (2), 717
Allen, D. S. 1019 (186), 1087
Allen, L. C. 750 (90), 900
Allen, L. E. 1108 (87), 1160
Allen, M. J. 347, 355 (78), 367
Allinger, N. L. 182, 190 (106), 314, 1078
(532), 1097
Al-Rawi, J. M. A. 209 (184), 316
Altshuller, A. J. 510 (467), 532
Altwickler, E. R. 513, 1047, 1049 (348),
1091
Alunni, S. 186 (122c, 122d), 202, 203 (169),
314, 315
Alvernhe, G. 305 (619), 329
Amai, R. L. S. 687 (46c), 719
Amaral, L. do 288 (553), 289 (556), 293,
294 (581), 295 (581, 583, 584, 587), 300
(553), 327, 328, 1046 (331), 1091
Amelotti, C. W. 345 (72), 366
Anastassiou, A. G. 536, 553, 625 (141), 639
Anbry, A. 352 (100), 367
Anderson, A. 285 (526), 326
Anderson, A. W. 919, 920 (14), 962
Anderson, C. B. 882, 886, 891 (514), 912,
983, 997 (55), 1084, 1111 (94), 1112
(100), 1160
Anderson, E. 281 (512–514, 516, 518, 519),
283 (514, 519), 284 (525), 285 (527), 286
(538), 326
Anderson, G. W. 705 (115b), 721
Anderson, J. D. 332, 336 (2b), 364, 365
Anderson, J. S. 917 (10), 962
Anderson, L. R. 1045 (325), 1091
Anderson, M. 879 (495), 911
Anderson, R. J. 172 (57), 312
Anderson, T. 824 (354), 907
Anderson, W. K. 1042 (307), 1090
Ando, T. 562 (194), 568 (194, 237), 641, 642
Ando, W. 537 (88, 97), 543, 544 (88), 547
(97), 550, 552 (88, 117), 553 (88), 560,
565 (117), 585 (312, 313), 586 (322), 587
(312, 313, 322, 324–329), 588 (312, 313,
327, 328), 589 (312, 327, 328), 625 (88),
638, 639, 644, 645, 1056 (403), 1093

- Andreeva, I. M. 37 (119), 85, 487 (382), 529
 Andrejevic, V. 1075 (517), 1097
 Andréu, P. 155 (17), 218 (232b), 311, 317
 Andrews, L. J. 221 (247b), 318, 510 (466),
 532, 786 (205), 903
 Andrews, S. D. 450, 451 (236), 525
 Andrieu, C. G. 78, 81 (340), 91
 Andrieux, C. P. 358, 360 (112), 368
 Andrulis, P. J. 513 (483), 532, 1080 (553),
 1098
 Anet, F. A. L. 2 (1), 82, 537 (62), 637, 891
 (528), 912
 Anet, R. 2 (1), 82
 Angelici, R. J. 1123 (125), 1161
 Angus, A. B. 806 (310), 906
 Angyal, S. J. 182, 190 (106), 314
 Anh, N. T. 398, 438 (194), 524
 Anner, G. 709 (127a), 722
 Annibale, A. d' 123 (173), 129
 Anselme, J. P. 38 (131), 86, 427 (169), 447,
 448 (226), 513 (169), 523, 525
 Antkowiak, T. A. 575 (263), 643
 Antoš, K. 79 (345), 91
 Anziani, P. 352 (100), 367
 Aoki, K. 786 (209), 787 (210), 904
 Aparajithan, K. 80 (351), 92
 Apeloig, Y. 222 (262), 319
 Applequist, D. E. 1068, 1077 (468), 1095
 ApSimon, J. 753 (100), 901
 Arackal, T. J. 455 (252), 526
 Arai, M. 1107 (57), 1159
 Aratani, M. 1042 (306), 1090
 Aratani, T. 398 (75), 520
 Arbasino, M. 435 (187), 523
 Arbuzov, B. A. 10 (19), 20 (39), 83
 Archila, J. 300 (599), 328
 Arcus, C. L. 697 (78a, 79), 720
 Arganbright, R. D. 1017 (173), 1087
 Arganbright, R. P. 174 (69c), 312, 754
 (106), 831 (391a), 901, 908
 Arhart, R. J. 219 (240), 318
 Arigoni, D. 1066 (462), 1095
 Arledge, K. W. 1026 (223), 1088
 Arluck, R. M. 1063 (443, 446), 1095
 Armand, J. 26 (71), 29 (84, 85), 30, 33 (84),
 34 (108), 50 (84), 72, 75 (71), 84, 85, 350
 (90), 367, 1191 (47), 1234, 1239, 1241
 (83), 1248, 1249
 Armstrong, C. 738 (23), 899
 Armstrong, R. K. 557 (165), 640
 Armstrong, R. S. 39 (133), 86
 Arold, H. 557 (164), 585, 586 (316), 640,
 644
 Aroney, M. 81 (354), 92
 Aroney, M. J. 49 (172), 51, 56 (193), 69
 (297), 77 (297, 337), 78 (337), 87, 90, 91
 Arora, S. L. 96 (33), 104 (78–80), 114 (130),
 125, 127, 128
 Arzoumanian, H. 971 (9), 974 (29), 1082,
 1083
 Ascher, E. 788 (236), 904
 Ashby, E. C. 241 (326, 328a, 328b, 329,
 332b, 333), 242 (337, 339, 342), 243 (345,
 348, 352), 246 (342, 352, 367), 247 (368),
 257 (417), 321–323
 Ashford, A. 117, 122 (142), 128
 Asinger, F. 1037, 1038 (273), 1090
 Aspart-Pascot, L. 446 (225), 525
 Aspect, A. 422 (152), 522
 Asperger, S. 166 (40), 312
 Aston, J. G. 22 (54), 84
 Ataka, K. 1123 (128), 1161
 Atavin, A. S. 60 (245, 246), 89
 Atherton, J. H. 447 (231), 525
 Atkins, G. M., Jr. 219 (238a), 318
 Atkinson, J. H. 1078 (533), 1097
 Atkinson, R. 505 (446a), 531
 Atkinson, R. F. 284 (523), 326, 616 (441),
 648
 Atta, R. E. von 258 (428), 324
 Atwell, W. H. 537, 543 (86), 638
 Aubort, J.-D. 260 (437), 324
 Aue, D. H. 459, 464 (281), 526, 538 (112a),
 639, 1080 (550), 1098
 Aufderhaar, E. 428 (171, 174), 523
 Aug, P. 172 (57), 312
 Augadiyavar, C. S. 482 (370), 529
 Augustine, R. L. 1053 (377, 380), 1054
 (377), 1092, 1093
 Auld, D. S. 291 (573a, 574), 327
 Auwera, A. M. van der 537 (62), 637
 Auwers, K. v. 380 (22), 446 (223), 519, 525
 Avarbock, H. S. 746 (69, 70), 900
 Aversa, M. C. 422 (155), 522
 Avery, H. E. 550 (116), 639
 Aviram, A. 106 (93), 108 (101, 102), 118
 (101), 127
 Avoyan, R. L. 1102 (40), 1159
 Awad, W. J. 441 (203), 524
 Awasthy, A. K. 818, 897 (338), 907, 1024
 (214), 1088
 Axelson, D. E. 1103 (32), 1159
 Axen, U. 237 (308), 238 (312), 320
 Aiyama, S. 251 (384), 322
 Aylward, G. H. 363 (125), 368
 Aylward, J. B. 421, 422 (144), 522, 1069
 (475), 1072 (495, 496), 1096
 Ayres, R. L. 787 (213), 904

- Ayrey, G. 180, 181 (98), 313
 Azanovskaya, M. M. 684 (38a), 718
 Azman, A. 1037, 1038 (272), 1090
 Azoulay, M. 43 (148), 86
- Baba, H. 68, 70 (287), 90
 Babad, H. 1046 (329), 1068, 1077 (468), 1091, 1095
 Babakhanov, R. A. 793 (274), 905
 Bacaloglu, I. 56 (227), 88
 Bacaloglu, R. 56 (227), 88
 Bach, R. D. 750, 769, 833 (89), 883 (511), 884 (511, 512), 885 (512), 891 (532), 897 (539), 900, 911, 912, 969 (6), 1082
 Bachechi, F. 26, 75 (68), 84
 Bachelor, F. W. 230 (288), 320, 1026 (224), 1088
 Bachhawat, J. M. 1039 (285), 1090
 Baciocchi, E. 186 (122c, 122d), 202, 203 (169), 213 (195), 215 (205), 220 (244), 314–318
 Bäckvall, J. E. 1107 (59), 1128 (59, 133), 1159, 1161
 Bacon, R. G. R. 806 (309, 310), 906
 Bader, J. M. 766 (156), 902
 Bader, R. F. W. 537 (61, 62), 550 (61), 637
 Baenziger, N. C. 1113 (108), 1161
 Baer, H. 1047 (345), 1091
 Baessler, H. 94 (12), 125
 Baezinger, N. C. 915 (5, 6), 962
 Baguley, M. E. 1180 (36), 1202 (54), 1244 (36), 1248
 Baile, G. 1131 (139), 1162
 Bailey, A. S. 385, 398 (47), 460 (47, 296), 464 (47), 519, 527
 Bailey, D. S. 196 (152), 197, 198 (152, 160), 205, 206 (152), 315
 Bailey, G. C. 920, 922 (17, 26), 924 (26), 925 (17, 26), 960 (26), 962, 963
 Bailey, J. 53 (200), 88
 Bailey, P. M. 1107, 1112 (56), 1159
 Bailey, P. S. 501 (428), 502 (428, 438), 508 (428), 509 (428, 459, 463, 465), 513 (480), 530–532, 1046 (335), 1048 (335, 353), 1049 (359), 1051 (369), 1080 (551, 557), 1091, 1092, 1098
 Bailo, G. 435 (190), 524
 Baine, W. F. 383, 384 (39), 519
 Baird, M. C. 1108 (80), 1109 (88), 1160
 Baird, W. C. 1018 (176), 1087
 Baizer, M. M. 332, 336 (2a, 2b), 342 (2a), 364, 365
 Bak, B. 34 (111), 85
 Baker, A. D. 37 (122), 85, 376 (13), 518
 Baker, A. W. 879 (497), 882 (505), 911
 Baker, C. 376 (13), 518
 Baker, J. W. 267 (466), 325
 Baker, R. 180 (97), 313, 1153 (284), 1166
 Baker, R. T. K. 562 (198), 598 (362), 599 (362, 367), 641, 646
 Baker, R. W. 50, 62 (179), 87
 Bakker, S. 833, 840 (393), 909
 Balasubramanian, D. 59, 69–71, 73, 74 (236), 88
 Baldwin, J. E. 37 (122), 85, 381, 382 (34), 421 (143), 471 (340), 501 (34), 519, 522, 528, 570 (253, 254), 643, 1061 (432), 1094
 Baliah, V. 42 (144), 51, 59 (182), 80 (351), 86, 87, 92, 295 (585), 328
 Balich, V. 487, 490 (383), 529
 Baliga, B. T. 745 (59), 899
 Ballard, D. G. H. 1100 (14), 1148 (268), 1158, 1165
 Ballard, D. H. 875 (474), 911, 978 (37), 1083
 Balli, H. 584 (304), 644
 Balsamo, A. 247, 249 (378), 322
 Bamfield, P. 1222 (70), 1223 (70, 72), 1224 (72), 1248
 Ban, F. 880 (500), 911
 Banditelli, G. 1123, 1125 (127), 1161
 Bandurco, V. 1041 (299), 1090
 Bang, N. H. 22 (55), 84
 Banger, J. 169, 175, 180, 181, 184 (51), 185 (114a, 114b), 312, 314
 Bánhidai, B. 537, 544 (89, 90), 550 (90), 638
 Banks, A. A. 790 (257), 905
 Banks, L. J. 752 (99), 901
 Banks, R. L. 920, 922, 925 (17), 927, 928 (32), 962, 963
 Banno, S. 1134 (182), 1163
 Bansal, R. K. 230 (288), 320
 Banthorpe, D. V. 155 (5, 7), 178, 189 (7), 195 (149), 201 (7), 202, 207, 208 (168), 311, 315
 Banucci, E. G. 493 (402a), 530
 Barager, H. J., III 634 (525), 651
 Barassin, J. 26, 72 (71), 73, 74 (314), 75 (71, 314), 84, 91
 Barba, N. A. 72, 75 (311), 91
 Barbaro, G. 433 (182), 434, 435 (183), 441 (205), 523, 524
 Barbulesco, N. 438 (196), 524
 Barcza, S. 686 (40), 718
 Bard, A. J. 105 (89), 127, 340 (57), 356 (107), 363 (124), 364 (130), 366, 368
 Baret, P. 617 (444), 648
 Barger, H. J. 335 (27), 365

- Barili, P. L. 247, 249 (378), 322, 777 (182), 903
- Barker, C. K. 598 (360), 645
- Barlet, R. (522), 651
- Barlow, K. N. 171 (54), 312
- Barlow, M. G. 459 (278), 526
- Barnard, J. R. 1213 (60), 1248
- Barnes, D. S. 1101 (18), 1158
- Barnes, I. J. 1064 (452), 1095
- Barnes, K. K. 341 (60), 366
- Barnes, R. K. 1043 (313), 1082 (566), 1091, 1098
- Barnett, R. 262 (448a), 324
- Barnett, R. E. 290 (560a, 562), 327
- Barnett, W. E. 217 (225), 317
- Baron, W. J. 534 (40), 537 (76), 538 (40, 108), 540, 541, 550 (76), 552 (140a), 565 (76), 579, 632 (285), 636–639, 643
- Barot, N. R. 1172, 1175, 1176, 1186–1188, 1190, 1191 (15), 1192 (15, 48), 1238 (48), 1243, 1244 (15), 1247, 1248
- Barr, J. T. 797 (287), 906
- Barradas, R. G. 347 (79), 367
- Barrell, E. M., II 99 (57), 112 (119), 126, 128
- Barrett, J. H. 1037 (274), 1090
- Barroeta, N. 217 (214a–214c), 317
- Barrow, F. 36 (117), 85, 487 (385), 529
- Barsukov, L. I. 237, 238 (310), 320
- Bartlett, M. F. 687 (46c), 719
- Bartlett, P. D. 703 (101), 721, 759 (126), 817 (330), 823 (350), 901, 907, 1037 (268), 1060 (422), 1089, 1094
- Barton, D. H. R. 268 (469), 303 (609), 325, 328, 752 (98, 99), 901, 1071 (490), 1096
- Barton, G. H. R. 1065 (454), 1095
- Barton, L. A. 101 (64), 121 (163), 126, 129
- Bartsch, R. A. 196 (150, 156), 197 (157), 198 (150), 201, 202 (167), 203 (167, 170), 204 (157), 207 (180a), 315, 316
- Bartsch, W. 101, 102, 110 (68), 126
- Basch, A. 333, 342 (10c), 365
- Basch, H. 2, 67, 70 (8), 82, 1101 (24), 1158
- Basila, J. 513, 1047, 1049 (348), 1091
- Bass, A. M. 606 (389), 646
- Bassler, T. 222 (261b), 319
- Basson, H. H. 1061 (432), 1094
- Bast, H. 972 (23), 1083
- Bast, K. 380 (20), 395, 398 (72), 400 (20), 431 (72), 433, 435 (20, 72), 439 (20), 442 (209), 519, 520, 524
- Bastide, J. 374 (7, 8, 11), 375 (12), 376, 378 (7), 379 (11), 388 (12), 394, 399 (7, 8, 11), 402 (8), 446 (222, 224, 225), 450 (11), 518, 525
- Bastos, M. P. 289 (556), 293, 294 (581), 295 (581, 584), 327, 328
- Basu, S. 26, 27, 75 (70), 84
- Bates, D. A. 932 (45), 963
- Bates, R. B. 410 (102), 521, 688 (47), 719
- Batesky, D. C. 101, 102 (66), 126
- Batich, C. 464 (325), 527, 961 (89), 964
- Battaglia, A. 33 (107), 85, 309 (631, 632), 329, 385, 387 (46), 433 (182), 435, 441 (205), 519, 523, 524
- Batten, P. L. 1071 (490), 1096
- Battioni, P. 422 (152), 522
- Bauer, R. 1185 (44), 1248
- Bauer, S. H. 47, 48 (162), 87
- Baughman, G. A. 692 (58a), 719
- Bauld, N. L. 502 (438), 531, 1051 (369), 1092
- Baum, J. 515 (489a), 532
- Bauman, R. A. 58 (231), 88
- Baumann, F. 1169, 1177, 1179, 1207, 1225, 1226, 1228, 1234 (6b), 1247
- Baumann, W. 654, 659, 665, 688 (3a), 717
- Baunwarth, W. 409 (96), 521
- Baur, G. 123 (169), 129
- Bausor, H. W. 870 (458), 910
- Bawn, C. E. H. 1027 (228), 1088
- Bayer, H. O. 380 (25), 475 (356, 358), 519, 529
- Bayes, K. D. 597 (351–353), 598 (353, 363), 599 (363–366), 645, 646
- Bayne, W. F. 196 (154), 315
- Beach, R. T. 1135 (197), 1163
- Beak, P. 309 (633), 329
- Beal, D. A. 754 (104), 901
- Beal, P. F. 1139 (215), 1164
- Beaty, H. A. 935 (51), 963
- Beauchlaire, V. D. 229 (285), 319
- Beccerra, R. 789 (246), 905
- Beccuea, R. 789 (245), 905
- Becher, H. J. 46 (161), 86
- Bechter, M. 1014 (165, 166), 1087
- Beck, F. 714 (140b), 715 (147b), 722, 723
- Becker, W. E. 241 (328a), 321
- Beckman, J. A. 184 (104), 313
- Bednarski, T. M. 886 (516), 912, 981, 984 (49), 1084
- Beecham, A. F. 697 (80), 714 (143b), 720, 722
- Beeson, J. H. 613 (433), 648
- Begley, J. W. 926 (30), 963
- Béguin, C. 55 (217), 74 (321), 88, 91
- Behare, E. S. 711 (134a), 722
- Behn, N. S. 1040 (288), 1090
- Beiner, J. M. 456 (257, 259), 526, 610, 611 (418, 419), 647

- Bekkum, H. van 218 (234), 318
 Belew, J. S. 1046 (337), 1091
 Belikov, V. M. 229 (281–283), 319
 Belitskus, D. 61 (254), 89
 Bell, A. P. 176 (77b), 221 (254b), 313, 318
 Bell, J. A. 534 (13), 636
 Bell, R. P. 186 (116, 121), 260 (431, 436, 438, 439), 314, 324, 768 (161), 902
 Bellassoued, M. 247 (377), 322
 Belletire, J. L. 689 (50, 51), 719
 Bellin, J. S. 1081 (559), 1098
 Bellotti, V. 1150 (273), 1165
 Bellstadt, F. 1135 (194), 1163
 Bellucci, G. 777 (182), 824 (352), 903, 907
 Belluco, U. 1102 (44), 1112 (103), 1115 (111), 1117 (114), 1159, 1161
 Belokon, Yu. N. 229 (281–283), 319
 Bělovoký, O. 251, 252 (391), 323
 Beltrame, P. 213 (198), 316, 387, 444 (57), 520, 744 (48), 899
 Bemis, A. G. 701 (93a), 720
 Bender, M. L. 289, 290, 298 (554), 327
 Ben-Efraim, D. A. 961 (89), 964
 Bengels, D. 870, 871 (449), 910
 Benjamin, B. M. 384 (41), 519
 Benkeser, R. A. 335 (26), 365
 Benkovic, P. H. 292 (577b), 328
 Benkovic, S. J. 292 (577b), 328
 Benn, M. H. 32 (96), 85
 Bennett, M. J. 251 (384), 322
 Benson, H. G. 360 (116), 368
 Benson, R. E. 380, 498 (30), 519, 568 (235), 642, 1153 (283), 1166
 Benson, S. W. 131 (3, 4), 132 (7, 8), 135, 136 (7), 138 (3), 139 (8), 140, 141 (4), 144, 146 (12), 147, 216 (213a), 317, 345 (14), 636
 Bentham, S. 882, 883 (509), 911
 Berdnikov, E. A. 855, 870 (433a), 910
 Berenguer, M. J. 704 (104a), 721
 Berezin, G. H. 564 (206), 641
 Berezova, L. V. 507 (448), 531
 Berg, H. 407 (89, 90), 408 (89, 90, 94a), 520, 521
 Berg, H. van den 746 (67), 900
 Bergelson, L. D. 237 (309, 310), 238 (310), 320
 Berger, D. 408, 409 (95), 521
 Berger, J. G. 557 (176), 640
 Berger, M. 25 (59), 84
 Berger, M. N. 1148 (267), 1165
 Bergmann, E. 11 (23), 13 (25), 17, 19 (23), 20 (41), 83, 568 (231), 642
 Bergman, R. G. 538 (112), 575 (266), 639, 643
 Bergmann, H. J. 877–879, 883, 897 (488), 911
 Bergmann, R. G. 222 (261a), 319
 Berkowitz, L. M. 1020 (192), 1087
 Berlin, K. D. 28 (78), 84, 217 (229), 243 (355), 317, 322, 461 (307), 527
 Berlin, K. O. 410 (99), 521
 Bernardi, J. L. 174 (70), 313
 Bernasconi, C. F. 747 (72), 900
 Bernauer, K. 417 (135), 522
 Berndt, A. 162 (32), 311
 Bernstein, J. 21 (47), 83
 Berti, G. 824 (352), 907, 1046 (328), 1091
 Bertin, D. M. 24, 60 (56), 84
 Bertoniére, N. R. 534 (42, 42a), 636, 637
 Bertram, J. 336 (36b), 365
 Bertrand, J. A. 1135 (207), 1164
 Bertrand, M. 565 (220), 642
 Bertsch, R. J. 882, 886, 892 (517), 912
 Berwick, M. A. 110, 118 (112), 127
 Bespalov, A. Ya. 633 (510), 650
 Bestman, H. J. 467 (327, 330), 468 (330, 333), 528
 Bestmann, H. J. 445 (218), 524
 Bethell, D. 194, 200 (144), 315, 534 (29, 43a), 630 (486), 636, 637, 649
 Bettinetti, G. F. 440 (200), 455 (249), 483 (371), 524, 525, 529
 Beverly, G. M. 829, 830 (385), 833 (398), 908, 909
 Bewick, A. 349 (88b), 367
 Bezaguet, A. 565 (220), 642
 Beziat, Y. 247 (373), 322
 Bezman, S. A. 954 (77), 964
 Bezuglyi, V. D. 356, 357 (109), 361 (117), 368
 Bhacca, N. S. 402 (82), 520
 Bhalerao, U. T. 1067 (466), 1095
 Bhatnager, I. 1077 (528), 1097
 Bhatt, M. V. 704 (104b), 721
 Bhattachargya, S. K. 785, 786 (201), 903
 Bhattacharyya, D. N. 181 (102b), 313
 Biale, G. 211 (187), 212 (193), 213 (198, 199b), 316, 744 (48), 899, 1131 (138, 141, 147, 150), 1132 (138, 150, 155), 1135 (201), 1162, 1163
 Bianchetti, G. 421 (149), 461 (304, 313–315), 462 (313, 314), 522, 527
 Bianchi, G. 384 (51, 53), 404 (53), 425 (157), 426 (165), 435 (51, 189, 191), 437, 438 (53), 439 (197), 443 (191), 519, 523, 524
 Bianchi, M. 1135 (193), 1163
 Bianchini, J. P. 1045 (323), 1091
 Bickel, C. L. 684 (37b), 718

- Bickelhaupt, F. 458 (274), 526
 Biechler, J. 715 (146), 723
 Biedermann, J. 1219 (67), 1248
 Biefeld, C. G. 954 (76), 964
 Biellmann, J. F. 1101, 1148 (15), 1158
 Bienert, B. 1169, 1177, 1179, 1207, 1225, 1226, 1228, 1234 (6b), 1247
 Bienvenue-Goetz, E. 764 (144), 769, 775 (171b), 902
 Bieräugel, H. 634 (527) 651
 Biggs, A. I. 166 (42), 312
 Bigham, E. 983, 984, 986, 991 (57), 1084
 Bigley, D. B. 217 (226), 317
 Bijl-Vlieger, S. H. 45 (158), 86
 Billard, J. 107 (96, 97), 127
 Billet, J. 242 (335a, 336b), 243 (335a, 336b, 347), 321
 Billups, W. E. 632 (494), 649, 1152 (278), 1166
 Binder, F. 686 (42), 718
 Bingham, K. D. 819 (337), 907, 1037 (270), 1089
 Binkley, R. W. 1081 (560), 1098
 Binsch, G. 623 (462), 624 (463–465, 467), 648, 649
 Birckenbach, L. 802 (296–299), 906
 Bird, C. W. 1132 (161), 1162
 Bird, J. W. 1076 (524), 1097
 Bird, P. H. 954 (77), 964
 Bird, R. 166 (41), 312
 Birladeanu, L. 564 (212, 213), 641
 Bischof, P. 464 (324, 326), 527, 528
 Bishop, C. A. 180 (94, 95), 313
 Bishop, C. E. 504 (445a), 531, 1052 (372), 1053 (378), 1054 (383), 1092, 1093
 Bjørge, J. 22 (52), 37 (120), 83, 85, 487, 488 (388), 529
 Black, D. St. C. 487, 493, 494 (381a), 495 (407), 529, 530, 1080 (550), 1098
 Blackburn, G. M. 290 (560c), 327
 Blackett, B. N. 1153 (284), 1166
 Blackwell, L. F. 186 (122b), 314
 Blagdon, D. E. 74 (320), 91
 Blagoev, B. 247, 248 (375), 322
 Bláha, K. 58, 59 (234), 69 (302), 70 (304), 88, 90
 Bláhak, K. 70 (303), 90
 Blair, J. A. 738 (23), 899
 Blake, F. D. 451 (236a), 525
 Blanchard, E. P. 567 (223a), 642
 Blanchard, K. R. 464 (323), 527
 Blaschke, H. 444 (215), 524
 Bleiholder, R. F. 459 (283), 526
 Bliss, A. D. 683 (31a), 718
 Bloch, R. 590 (337a), 645
 Blochmann, R. 1177 (28), 1247
 Block, E. 308 (629), 329
 Blomberg, C. 241 (332a), 321
 Bloodworth, A. J. 875 (474), 911, 978 (37–39), 1083
 Blossey, E. C. 1056 (409), 1093
 Blues, E. T. 242 (338b), 321
 Blumbergs, J. N. 1038 (278), 1090
 Bobbe, D. 347 (77b), 367
 Boche, G. 407 (87), 520
 Bock, E. 51 (185), 56 (222, 226), 59 (242), 79, 80 (349), 87–89, 92
 Bock, P. L. 1108 (85), 1160
 Bockemuller, W. 1000 (96), 1023 (212), 1085, 1088
 Bodner, G. M. 1102, 1103 (26), 1158
 Bodor, N. 601 (386b), 646
 Bodrikivo, I. V. 755 (112), 901
 Boelhauwer, C. 960 (82), 964
 Boelhouwer, C. 936 (54), 963
 Boer, J. de 32 (104), 85
 Boer, Th. J. de 1081 (563), 1098
 Boerwinkle, F. 815, 816 (324), 907
 Bogdanović, B. 557 (168), 640
 Boggs, J. M. 76 (331), 91
 Bogorodovskaya, N. M. 1135 (191), 1163
 Boicelli, A. C. 33, 72 (105), 85
 Boissonnas, R. A. 704 (106a), 721
 Bollinger, J. M. 705, 706 (113), 721, 756 (121), 757 (122), 901
 Bolsman, Th. A. B. M. 1081 (563), 1098
 Bolton, R. 732 (6, 8), 734 (6), 755 (113), 898, 901
 Bombieri, G. 1112 (103), 1161
 Bonati, F. 1123, 1125 (127), 1161
 Bond, F. T. 743, 750 (46), 879 (498), 899, 911
 Bondarev, G. N. 425 (163), 523
 Bonham, J. S. 45, 46 (157), 86
 Bonini, B. F. 430 (177), 523
 Bonne, L. L. 94 (24), 125
 Boocock, G. 1148 (267), 1165
 Boogaard, A. 66 (277), 90
 Boon, J. W. P. 1080 (554), 1098
 Boone, J. R. 257 (417), 323
 Boord, C. E. 870 (457), 910
 Booth, F. B. 1134 (180), 1163
 Borchardt, J. K. 205 (179), 316
 Borden, M. R. 1000 (97, 99), 1085
 Borden, W. T. 217 (231), 317
 Bordewijh, P. 111 (116), 128
 Bordwell, F. G. 155 (13, 14), 158 (14, 22), 159, 162 (14), 163 (22, 34), 164 (14), 173

- (65), 174 (68), 175 (72), 177 (13, 85),
178 (14, 85), 186, 188 (65), 213 (14),
311–313, 701 (93b), 721
- Bornemann, W. 788 (232), 904
- Bornstein, J. 1000 (97, 99, 100), 1085
- Borodin, L. I. 633 (506), 650
- Borodkin, V. F. 1179 (31, 33, 34), 1204
(55a, 55b), 1211 (33), 1247, 1248
- Borowitz, I. J. 1041 (299), 1090
- Borstnik, B. 1037, 1038 (272), 1090
- Boschetto, D. J. 1108 (84, 85), 1160
- Boschi, T. 1102 (44), 1159
- Böseken, J. 1022 (205), 1088
- Boss, H. J. J. 1075 (522), 1097
- Bosshard, H. H. 704 (108), 721
- Bott, K. 1145 (257), 1165
- Botteghi, C. 1107, 1139 (53), 1140 (53, 224,
225), 1141 (232, 233), 1146 (258), 1159,
1164, 1165
- Bottini, A. T. 670 (18), 718
- Bottino, F. 81 (358), 92
- Bouchet, P. 72 (313), 91
- Bourns, A. N. 180 (98, 99b, 100, 101), 181
(98, 99b, 100), 187 (99b), 196, 199 (101),
267 (465), 268 (467), 313, 325
- Boutagy, J. 238 (313), 320
- Boven, J. 109, 110 (107), 127
- Bovey, F. A. 2, 67, 70 (8), 82
- Bowden, K. 181 (102c), 182 (107), 313, 314
- Bowen, E. J. 1061 (430), 1094
- Bower, A. 789 (245, 246), 905
- Bower, J. D. 1075 (518, 520), 1097
- Bowers, A. 1000 (98), 1085
- Bowers, K. W. 333 (12), 365
- Bowie, J. H. 616 (440), 648
- Bowman, R. M. 1042 (303), 1090
- Boyd, D. R. 22 (52), 37 (120, 121), 83, 85,
487, 488 (388), 529, 1079 (545), 1080
(549), 1097
- Boyd, R. H. 748 (75), 897 (538), 900, 912
- Boyer, J. H. 43 (147), 86
- Boyko, E. R. 460 (287), 526
- Boyle, L. W. 398, 459, 464, 490 (74), 520
- Boyle, W. J. 173, 186, 188 (65), 312, 747
(72), 900
- Braca, G. 1135 (192), 1163
- Bracher, B. H. 72, 75 (310), 91
- Bradamante, S. 123 (173), 129
- Brader, W. H. 220 (245a), 318
- Bradley, J. N. 609, 621 (413), 647
- Bradshaw, C. P. C. 925, 949 (27), 963
- Brady, D. G. 495 (408), 530
- Braibanti, A. 74 (322), 91
- Braid, M. 789 (250), 798 (286), 905, 906
- Braid, N. 788 (220), 904
- Braida, H. 788 (244), 904
- Bramley, R. 48, 77 (165), 87
- Brasted, R. C. 790 (253), 905
- Brateman, P. S. 1100 (13), 1108 (79),
1158, 1160
- Bratnager, I. 1077 (530), 1097
- Brattesani, D. N. 1132 (153), 1162
- Braun, A. M. 677 (24), 718
- Braun, G. 1019 (181), 1087
- Braun, M. 583 (301), 644
- Braun, W. 606 (389), 646
- Braxton, H. G. 450, 451 (236), 525
- Breil, H. 914 (2, 3), 962
- Brennan, M. E. 1056 (406), 1093
- Brenneisen, P. 669 (16), 718
- Breslauer, A. 972 (24), 1083
- Breslow, R. 159 (25), 311
- Brewis, S. 1136 (208, 209), 1164
- Brey, W. S. 552 (136), 639
- Brey, W. S., Jr. 598 (355), 645
- Brice, T. J. 790 (259), 905
- Briggs, W. S. 217 (223), 317
- Bright, D. 32 (104), 85
- Brill, W. F. 1062, 1063 (441), 1095
- Brindell, G. D. 831 (391a), 908
- Brintizinger, H. 871 (450), 910
- Brockway, N. M. 534, 536, 538, 550, 559,
564 (46), 585 (46, 311), 587 (323), 622
(457), 637, 644, 648
- Brod, L. H. 280 (506, 509), 282 (509), 326
- Broeckx, W. 461–463 (310), 527
- Brois, S. J. 712 (135a), 722
- Brönsted, J. N. 285 (530), 326, 748 (81), 900
- Brook, A. G. 583 (303), 644, 879 (494), 911
- Brooks, C. S. 55 (216), 88
- Brooks, R. A. 1228 (80), 1249
- Brown, C. 834 (399), 845 (414), 909
- Brown, C. A. 251 (383), 322
- Brown, C. J. 69, 70 (294), 90
- Brown, C. K. 1134 (181), 1135 (188), 1163
- Brown, D. J. 1140 (221), 1164
- Brown, G. H. 94 (6, 20, 28), 125
- Brown, H. C. 186 (123), 201 (165), 203
(165, 175, 176), 204 (172, 175, 176), 205
(172, 180), 207 (181, 182), 250 (382), 251
(382, 386, 389), 252 (389), 314–316, 322,
323, 739 (32), 743 (40, 44, 45), 750 (86),
819 (334), 821 (343–345), 823, 847 (345),
874 (469), 875 (470, 471), 876 (476, 477),
877–879 (489), 882 (507), 899, 900, 907,
910, 911, 969 (7), 1082
- Brown, K. C. 186 (115), 314
- Brown, P. 497, 498 (413), 530

- Brown, P. M. 1172, 1186, 1213 (12), 1247
 Brown, R. F. C. 1080 (550), 1098
 Brown, R. G. 1007 (135), 1008 (135, 139), 1086
 Brown, W. V. 1054 (385), 1093
 Brownie, B. G. 786 (207), 904
 Brownlee, R. T. C. 629 (484), 649
 Brownridge, J. R. 1022 (202), 1088
 Bruice, T. C. 177 (82), 217 (218), 284 (523, 524), 285 (524, 528), 291 (573a, 574), 301 (605), 313, 317, 326–328
 Brunck, T. K. 953 (75), 964
 Brundle, C. R. 376 (13), 518
 Brünig, I. 385, 387, 492 (45), 519
 Brunn, E. 444 (215), 472 (342), 473 (342, 343), 477, 478 (361), 524, 528, 529
 Brutcher, F. V. 1035 (258), 1089
 Bruylants, A. 288 (548), 327
 Bruyneel, W. 301 (600), 328
 Bryant, J. T. 216 (213b), 317
 Bryce-Smith, D. 242 (338a, 338b), 321
 Bucham, R. L. 795 (280), 906
 Bucheker, C. 459 (280), 526
 Bücher, H. K. 94 (22), 98 (54), 99 (22), 117 (139), 119 (22), 123 (139), 125, 126, 128
 Buchholz, R. F. 735 (16), 898
 Büchi, G. 1067 (465), 1095
 Buchler, J. W. 339 (53), 366
 Buchwald, G. 1057 (411), 1094
 Buck, P. 694 (67), 720
 Buckingham, A. D. 97 (39), 126
 Buckles, R. E. 760 (130), 766 (156), 794 (276), 795 (280), 796 (276), 901, 902, 905, 906, 1036 (259), 1089
 Buckley, P. D. 186 (122b), 314
 Buděšínský, M. (60), 84
 Buehler, C. A. 534 (38), 636
 Buess, C. M. 830 (390), 908
 Bufalini, J. J. 510 (467), 532
 Buffet, H. 617 (444), 648
 Buhler, J. D. 245 (362), 322
 Bujnoch, W. 537, 545, 546 (92), 638
 Bukowick, P. A. 306 (624), 329
 Bull, H. 300 (599), 328
 Bull, H. G. 277, 279, 285 (501), 295 (583, 584), 326, 328
 Bullock, D. J. W. 38 (129), 86
 Bunce, R. J. 875 (474), 911, 978 (37, 39), 1083
 Buncel, E. 267 (465), 325, 710, 711 (132), 722
 Bunge, K. 405 (85), 411 (104–106), 415 (104), 416, 417 (133), 419 (85, 106), 459 (85), 520–522
 Bunnett, J. F. 154 (3), 155 (10), 175 (75), 178 (3, 10), 186 (3), 201 (3, 10, 167), 202 (167), 203 (167, 170), 213 (195), 215 (205, 206), 311, 313, 315–317, 744 (49), 899
 Bunton, C. A. 165 (37), 285 (534), 312, 326, 701 (92, 95), 720, 721, 1043 (308), 1090
 Burford, R. R. 683 (31b), 718
 Burger, K. 411 (107–110), 412 (111–114), 414 (114), 415 (107, 111), 417 (111), 420 (107, 141), 454 (246), 521, 522, 525
 Burger, U. 557 (171–173), 629 (481, 481a), 640, 649, 762 (140a), 902
 Burgess, A. M. 219 (238a), 318
 Burgess, E. M. 517, 518 (493), 532
 Burgess, G. R. 1047, 1049 (350), 1092
 Burgess, J. R. 504 (445a), 508 (457), 513 (477, 478), 531, 532, 1052 (372), 1053 (379), 1092
 Burgtorf, J. R. 217 (219), 317
 Buriks, R. S. 223 (270), 319
 Burk, E. H. 444 (216), 524
 Burkhardt, T. J. 955 (78, 79), 964
 Burlinson, N. E. 175 (74), 313
 Burlitch, J. M. 537 (106), 565 (221), 613 (106), 638, 642
 Burnelle, L. 599 (368), 646
 Burnett, R. C. G. 792 (268), 905
 Burns, P. A. 1061 (426), 1062 (433), 1094
 Bureson, B. J. 1111 (94), 1112 (100), 1160
 Burrus, C. A. 1046 (342), 1091
 Burt, J. G. 1228 (80), 1249
 Burton, D. J. 631 (492), 649
 Busch, A. 409 (97), 521
 Buseti, V. 46 (160), 86
 Bushaw, B. A. 197, 204 (157), 315
 Bushmann, D. 180, 199 (92), 313
 Buss, V. 740 (33), 899
 Buswell, R. L. 197, 204 (157), 315
 Butchers, J. B. 785 (199), 903
 Buter, J. 513 (486), 514 (486, 487), 532
 Butler, J. M. 1054 (384), 1093
 Butler, J. R. 591, 592 (342), 645
 Butler, P. E. 829 (371–373), 833, 834 (371), 848 (417), 854 (422), 908, 909
 Butler, R. N. 1069 (472–474), 1071, 1072 (474), 1073 (504), 1075 (474), 1096
 Butter, S. A. 1145 (248), 1165
 Buttery, R. G. 558 (179), 640
 Büttner, H. 537 (105), 638
 Buvet, R. 1019 (187), 1087
 Buzykin, B. I. 34 (110), 85
 Byliya, G. S. 978 (38), 1083

- Byrd, J. E. 876 (486), 887 (525), 890 (525, 526), 911, 912, 983, 984 (53), 1084
- Byrd, J. G. 981, 989 (51), 1084
- Byrd, L. R. 784 (194), 903
- Byrne, J. S. 51–53 (191), 87
- Bythell, N. J. 785, 786 (198), 903
- Cabaleiro, M. C. 755 (111), 901
- Cabani, S. 224 (271a), 319
- Caccamese, S. 81 (360), 92
- Cadle, R. D. 513 (475), 532
- Cadoff, B. C. 702 (99b), 721
- Cadogan, J. I. G. 534 (1), 635
- Cairns, J. F. 1019 (188), 1087
- Cairns, T. L. 336 (35), 365, 534, 556 (44), 637
- Caldararu, H. 1071 (489), 1096
- Calderazzo, F. 1108 (82), 1160
- Calderbank, K. E. 26, 28, 75 (67), 84
- Calderon, N. 923 (22–25), 929 (34), 931 (35), 932 (45), 935 (22–24), 936 (23), 937 (24), 938 (23), 939 (56), 941 (57), 942 (57, 60), 944 (24), 946 (24, 35), 948 (35), 949 (24, 34), 960 (83, 84, 86), 961 (25, 83), 963, 964, 1148 (266), 1165
- Calingaert, G. 935 (51), 963
- Calvet, A. 253 (408), 323
- Cameron, A. M. 1073 (505), 1096
- Cameron, P. J. (220), 1088
- Camp, R. L. 825, 827 (363), 908, 1041 (301), 1090
- Campbell, D. S. 829 (380, 382), 908
- Campbell, J. A. 346 (76), 367
- Campbell, J. B. 1173 (18a), 1247
- Campbell, J. R. 1020, 1021 (193), 1087
- Campbell, K. N. 332, 335 (4), 365
- Campbell, P. G. 972 (26), 1083
- Campbell, P. G. C. 1007 (136, 138), 1008 (136), 1086
- Campbell, R. W. 495 (408), 530
- Canceill, J. 247 (372), 322
- Cane, D. E. 238 (315), 320
- Canfield, N. D. 339 (56), 366
- Canini, A. 1033 (247), 1089
- Cann, P. F. 164 (35), 312
- Canopica, I. 1077 (531), 1097
- Caple, R. 738 (22, 25, 26), 743 (43), 779 (185), 780 (186, 187), 798 (187), 899, 903
- Caplow, M. 290 (561c), 327
- Capon, B. 262 (445), 280 (507), 281 (510–513), 283 (510), 285 (527), 301 (604), 324, 326, 328
- Caputo, J. A. 1021 (198), 1087
- Caramella, P. 391, 402 (66), 422 (153), 435 (190, 192), 437 (193), 439 (66), 520, 522, 524
- Cardin, D. J. 951 (70), 964
- Cardoen, H. 461 (312), 527
- Caress, E. A. 201, 203 (166), 315
- Carey, F. A. 236 (304c, 305), 320
- Carles, J. 502 (434, 439), 512, 513 (472), 531, 532, 1053 (375), 1092
- Carlo, S. 1141 (233), 1164
- Carlos, D. D. 444 (216), 524
- Carlsen, H. J. 406 407 (186a), 520
- Carlson, R. G. 1040 (288), 1046 (329), 1090, 1091
- Carman, F. (152), 640
- Carogheorgheopol, A. 1071 (489), 1096
- Carroll, R. D. 252 (403), 323
- Carpanelli, C. 38, 46 (130), 86
- Carr, R. W., Jr. 537, 539, 550, 552 (73), 637
- Carrà, S. 2 (7), 82
- Carré, D. J. 748 (79), 900
- Carrié, R. 38 (126), 85, 463 (319–321), 473 (352), 487 (387), 489 (387, 392), 490 (392–394), 492 (387), 527–530
- Carroll, R. T. 1017 (175), 1087
- Carter, T. P. 509 (463), 513 (480), 531, 532
- Carturan, G. 1115 (111), 1117 (113, 114), 1161
- Carver, J. R. 1067 (464), 1095
- Casanova, J., Jr. 698 (82b), 720
- Casas, F. 562 (195, 196), 641
- Caserio, M. C. 784 (193, 194), 787 (211), 796 (193), 797, 801 (211), 883 (510), 903, 904, 911
- Caseris, F. F. 759 (127), 901
- Casey, C. P. 955 (78, 79), 964
- Cashmore, P. 335 (29), 365
- Cassar, L. 953 (73), 964, 1150 (274), 1165
- Castellano, J. A. 94 (16), 101 (64), 110 (113), 112 (124), 118 (113), 125, 126, 128
- Castells, J. 704 (104a), 721
- Castleman, J. K. 1063 (444, 445), 1095
- Castner, K. F. 932 (43), 963
- Castro, C. E. 1017 (174), 1087
- Cauer, E. 380 (22), 519
- Caughlan, C. N. 234 (300), 320
- Cavazzo, M. 217 (214a), 317
- Cavé, A. 695 (74a), 720
- Cavestri, R. C. 169 (48), 312
- Cawley, J. J. 702 (97b), 721
- Ceaser, G. P. 97 (39), 126
- Ceccanti, N. 224 (271a), 319
- Ceccon, A. 307 (626, 627), 308 (628), 329
- Cedar, F. J. 251 (384), 322

- Cellerino, G. 435 (190), 437 (193), 524
 Cellura, R. P. 553, 625 (141), 639
 Cense, J. M. 253 (407), 323
 Cerda, E. 1072 (497), 1096
 Cerefice, S. 953 (74), 964
 Cerefice, S. A. 347 (82), 367
 Cerjan, C. 290 (562), 327
 Čermák, J. 692 (58c, 59), 719
 Cerri, A. 493 (402), 530
 Červinka, O. 251 (390–392, 396), 323
 Chabrie, M. C. 870 (456), 910
 Chacko, V. T. 1209, 1220 (58), 1248
 Chalk, A. J. 1132 (163), 1162
 Chaloupka, S. 414 (126), 521
 Chamberlain, P. 824 (359), 882, 883 (509), 908, 911
 Chambers, J. Q. 339 (56), 366
 Chambers, R. D. 789, 790 (252), 905
 Chan, T. H. 236 (304b), 320
 Chandrasekhar, S. 97 (43, 44), 126
 Chandrasekharan, V. 42 (144), 86, 487, 490 (383), 529
 Chang, C. L. 45, 46 (157), 86
 Chang, C.-S. 77, 78 (337), 91
 Chang, E. 236 (304b), 320
 Chang, K.-Y. (15), 365
 Chang, T. S. 123 (170), 129
 Chao, C. S. 785, 786 (202), 903
 Charbonneau, L. F. 242 (334), 321
 Charette, J. J. 301 (600), 328
 Chassin, C. 684 (36), 718
 Chatt, J. 876 (480), 911, 915 (9), 962, 969 (2), 1002 (109), 1082, 1085, 1101 (21), 1108 (76), 1111 (90), 1144 (242), 1158, 1160, 1165
 Chaturvedi, R. K. 297 (592), 328
 Chaudet, J. H. 682 (28), 718
 Chaudhuri, H. 558 (179), 640
 Chauvière, G. 253 (406), 323
 Chauvin, Y. 956 (80), 964
 Chempoux, J. J. 734 (14), 898
 Chen, G. M. S. 780 (186), 903
 Chen, H. I. 286 (542), 326
 Chen, H. L. 748 (78), 749 (83), 900
 Chen, H. Y. 923, 935 (22, 23), 936, 938 (23), 963
 Chen, W.-F. 876 (479), 911
 Cheng, C. L. 10 (20), 79 (343), 83, 91
 Cheng, H. S. 240 (320), 320
 Cheng, J. 97 (37), 104 (84), 125, 127
 Cheng, P. T. 783 (192a), 903
 Chérest, M. 243 (351, 357), 252 (351), 256 (415), 321–323
 Cheriyan, V. O. 1026 (224), 1088
 Cherry, W. 562 (185), 641
 Chess, W. K., Jr. 291 (572), 327
 Chiang, Y. 286 (539), 287 (546), 326, 327, 745 (55), 746 (55, 63, 65), 749 (83), 899, 900
 Chiles, H. M. 713 (137), 722
 Chinoporos, E. 534 (5, 6), 635, 636
 Chinti, P. 1134 (175), 1163
 Chisholm, M. H. 1102, 1103 (29), 1159
 Chistokletov, V. N. 422 (150), 425 (159–161, 163), 427 (166–168), 479 (363), 522, 523, 529
 Chistyakov, I. G. 94 (7), 125
 Chiurdoglu, G. 252 (400), 323
 Chiusoli, G. P. 1150 (272–275), 1165
 Chodak, G. W. 196–198, 205, 206 (152), 315
 Cholod, M. S. 290 (567), 291 (572), 327, 537, 560 (104), 564 (205), 638, 641
 Chou, T. S. 217 (219), 317
 Chow, W. Y. 632 (494), 649
 Christensen, L. W. 579 (289), 644
 Christl, B. 515 (489), 532
 Christl, M. 380 (20, 21), 395, 398 (72), 400 (20, 21), 431 (72), 433, 435 (20, 21, 85, 186, 188), 439 (20), 442 (209), 519, 520, 523, 524
 Christman, D. R. 748 (75), 900
 Christmann, K. F. 233, 237 (295), 320
 Christol, H. 251 (393), 323
 Chrzanowski, R. 292 (577b), 328
 Chvalovsky, V. 692 (58c, 59) 719
 Cibulka, I. 53 (202), 88
 Ciganek, E. 537, 543, 550 (85), 553, 625 (141), 638, 639, 1071 (494), 1096
 Cipriani, R. A. 703 (102), 721
 Citterio, A. 441 (204b), 524
 Cladis, P. E. 103 (72), 126
 Clapp, L. B. 305 (621), 329, 1079 (544), 1097
 Clar, H. C. 1102, 1103 (29), 1159
 Clardy, J. 459 (279), 526
 Clark, A. 937 (55), 963
 Clark, D. 1007 (131), 1086
 Clark, D. E. 606 (392), 647
 Clark, D. T. 750 (91), 753 (101), 900, 901
 Clark, F. R. S. 799 (289), 906
 Clark, P. F. 1173 (17), 1174 (17, 24), 1188, 1189 (17), 1194–1196 (17, 24), 1199 (52), 1210 (17), 1211 (17, 24, 52), 1221 (52), 1234–1236 (17, 24), 1237 (24), 1238, 1239 (17, 24), 1247, 1248
 Clark, R. A. 398 (76), 520
 Clark, R. D. 682 (28), 718

- Claus, P. 412 (116), 414 (116, 128), 415 (128), 416, 418 (116), 521, 522
- Clausen, E. 80 (350), 92
- Clausnizer, F. 870 (454), 910
- Cleghorn, H. P. 349 (88b), 367
- Clement, W. H. 1005 (122), 1006 (127), 1086
- Clifford, P. R. (504), 911, 970 (8), 1082
- Clinch, P. W. 705 (112b), 721
- Closs, G. L. 534 (24), 537 (79, 81), 538 (24), 541 (79), 542, 552 (81), 553, 557, 559 (142), 561 (24, 142), 565 (24, 222), 568 (81, 232), 569 (142, 239, 240), 570 (249), 630 (487), 636, 638, 639, 642, 649
- Closs, L. E. 565 (222), 569 (240), 642
- Clough, S. 416 (131), 522
- Clovis, J. S. 421, 422 (145, 146), 522
- Coates, R. M. 570 (252), 642
- Coburn, J. F., Jr. 557 (167), 640
- Coburn, J. I. 260 (435), 324
- Coburn, T. T. 632 (495), 649
- Cocivera, M. 552 (134), 639
- Cockerill, A. F. 155 (8, 9), 169 (51), 170 (53), 172 (62, 63), 173 (66), 175 (51), 178 (8, 9), 180 (51, 63, 92, 96), 181 (51, 63, 102c), 184 (51, 112), 185 (62, 63, 113, 114b), 186 (62), 187, 188 (112), 189 (8, 9), 194 (144), 197 (8), 199 (92), 200 (144), 201 (8, 9), 212 (9), 214 (8), 215 (9), 216 (8, 212b), 217 (212b), 218 (9, 232a), 220 (242b), 221 (242b, 249c), 311–315, 317, 318
- Cocordano, M. 1045 (323), 1091
- Cocu, F. G. 438 (196), 524
- Coffen, D. L. 339 (56), 366
- Coffman, D. D. 1000 (104), 1085
- Cohen, M. D. 63 (265), 89
- Coke, J. L. 195 (147), 315
- Coleman, G. H. 347 (81a), 367, 1044 (319), 1091
- Coleman, J. E. 1064 (451), 1095
- Coleman, J. P. 342, 349 (66b), 366
- Collear, A. B. 889 (536), 897 (535, 536), 912
- Collin, G. 776, 777, 808, 819, 829, 830, 846 (176), 877–879, 883, 897 (488), 903, 911
- Collingwood, B. 63 (262), 89
- Collins, C. H. 738 (21), 750 (85), 898, 900
- Collins, C. J. 384 (41), 519
- Collins, J. C. 267 (463), 324, 513 (483), 532, 1080 (553), 1098
- Collins, J. F. 1042 (303), 1090
- Collman, J. P. 1033 (248), 1034 (252), 1089, 1100 (4, 9), 1158
- Colter, A. K. 169, 175 (50), 312
- Colturi, T. F. 447, 448 (229), 525
- Combs, C. M. 568 (230), 642
- Commetti, G. 1150 (272, 273), 1165
- Conant, J. B. 693 (64a), 719
- Concannon, P. W. 217 (231), 317
- Condit, P. B. 538 (112), 639
- Congiu, L. 217 (214a), 317
- Conia, J. M. 1054 (390), 1093
- Conley, R. T. 698 (82a), 720
- Connon, H. A. 277 (498), 325
- Conoser, W. W. 825 (368), 908
- Conover, W. W. 1042 (302), 1090
- Consiglio, G. 1107, 1139 (53), 1140 (53, 224, 225), 1141 (232, 233), 1146 (258), 1159, 1164, 1165
- Constant, J. 117, 122 (142), 128
- Constantinescu, T. 1071 (489), 1096
- Conti, F. 1126 (132), 1161
- Cook, A. G. 612 (428), 648
- Cook, C. 937 (55), 963
- Cook, D. 53, 54 (207), 88
- Cook, J. W. 1019 (185), 1087
- Cook, L. E. 124 (177), 129
- Cook, W. S. 855, 870 (438), 910
- Cooke, M. D. 554 (149), 640
- Cooke, M. P. 195 (147), 315
- Cooksey, C. J. 755 (111), 901
- Cookson, R. C. 497, 498 (413), 530, 1153 (284), 1166
- Coop, I. E. 20 (38), 83
- Cooper, D. G. 1102 (30), 1107 (74), 1159, 1160
- Cooper, F. C. 1169, 1182–1184, 1230–1233 (8a), 1247
- Cooper, G. D. 177, 178 (85), 313
- Cooper, J. D. 748 (77), 900
- Cooper, J. L. 1056, 1061 (404), 1093
- Cope, A. C. 157 (21b), 311, 564 (208), 641, 824 (357, 358), 908
- Cope, F. F. 870 (457), 910
- Coppens, G. A. 213 (196), 316
- Coppolino, A. P. 460 (298), 527
- Cordes, E. H. 277, 279 (501), 285 (501, 537), 288 (551, 553), 289, 294 (557), 295 (583, 584, 586, 588), 296 (586), 297 (592), 300 (553), 326–328
- Corey, E. J. 238 (315, 316), 251 (387, 388), 264 (455a), 266 (462), 320, 322–324, 683 (30c), 718, 876 (478), 911, 1046 (333), 1091
- Cormier, M. J. 1061 (429), 1094
- Cornforth, J. W. 1044 (321), 1091
- Cornils, B. 1134 (172), 1162

- Cornubert, R. 352 (100), 367
 Corriu, R. 747 (73), 900
 Corsico Coda, A. 435 (192), 524
 Cory, R. M. 570 (255), 643
 Cotter, R. J. 704 (105a), 721
 Cotton, F. A. 788 (235), 808 (314), 810 (317), 904, 906, 915 (7), 962, 968 (1), 1082
 Couch, E. V. 562, 563 (189), 641
 Couch, M. M. 537, 547, 548 (98), 638
 Couffignal, R. 247 (377), 322
 Court, A. S. 236 (304c), 320
 Coussemant, F. 746, 749 (62), 899
 Coutts, R. T. 1074 (512), 1097
 Couvillon, J. L. 195 (145), 315
 Cowan, D. O. 537, 547, 548 (98), 638
 Cowell, G. W. 455 (249), 525, 534 (33), 636
 Cowles, C. 1040 (288), 1090
 Cowsar, D. R. 715 (144), 723
 Cox, B. G. 186 (116), 314
 Cox, J. D. 131, 142 (2), 147, 942 (58), 963
 Cox, J. M. 1173, 1192 (20), 1247
 Cox, R. J. 108 (102), 127
 Coyle, J. J. 537, 542, 552, 568 (81), 569 (239), 638, 642
 Coyne, B. B. 693 (64a), 719
 Crabbé, P. 219 (238b), 318
 Craddock, J. H. 1134 (179), 1135 (199), 1163
 Craig, N. C. 562 (197), 641
 Craig Kammerer, R. 848 (420), 909
 Cram, D. J. 176 (78), 182 (110), 217 (216), 256 (413a–413d), 313, 314, 317, 323
 Cramer, J. 271 (482), 325
 Cramer, R. 917 (12, 13), 918 (12), 962, 1100 (5), 1158
 Crandall, J. K. 825 (362, 364, 366–368), 826 (369), 908, 1041 (300), 1042 (302), 1090
 Creagh, L. T. 94 (14), 119, 122 (152), 125, 129
 Creese, M. W. 217 (222), 317
 Criegee, R. 501 (427), 502 (445), 508 (445, 450, 452, 454, 455), 509 (458), 530, 531, 980, 986 (46), 992 (74, 75, 78), 993 (75), 994 (78), 997 (89, 90), 1020 (189), 1047, 1048 (343), 1049 (357), 1050, 1051 (343), 1054 (392), 1081 (561), 1083–1085, 1087, 1091–1093, 1098
 Criner, G. X. 1070 (484), 1096
 Cripps, H. N. 1106 (49), 1159
 Cristol, S. J. 172 (55a, 55b), 174 (69a–69c), 189 (129), 222 (257), 312, 314, 318, 686 (43a), 690 (54c), 719, 743, 750 (41), 754 (106), 762 (139), 831 (391a), 899, 901, 902, 908
 Criswell, T. R. 101, 102 (66), 112 (128), 117 (140), 126, 128
 Critchlow, J. E. 260 (438), 324
 Crociani, B. 1102 (44), 1159
 Crombie, L. 1027 (230), 1088
 Cromwell, N. H. 213 (196), 214 (203), 316, 317
 Crosby, J. 164, 166 (36), 312
 Crosiani, B. 1112 (103), 1161
 Crosland, I. 243 (349), 321
 Cross, R. J. 1100 (13), 1108 (79), 1158, 1160
 Crotti, P. 247, 249 (378), 322
 Crouse, D. M. 235 (301), 320
 Crow, W. D. 579, 632 (277), 643
 Crowe, D. F. 709 (126b, 126c), 722
 Crowell, T. I. 170 (52), 312
 Crozier, R. F. 487, 493, 494 (381a), 529
 Cruickshank, F. R. 131, 138 (3), 147
 Crumine, D. S. 227 (279), 319
 Crumrine, D. S. 630 (485a, 485b), 649
 Csapilla, J. 211 (192), 220 (245b), 316, 318, 738 (22), 899
 Csizmadia, I. G. 76 (331), 91, 754, 757 (103), 833 (395, 396), 857, 870 (442), 901, 909, 910
 Csizmadia, V. M. 76 (331), 91, 829 (381), 833 (381, 397), 834 (400), 841, 853, 857 (381), 908, 909
 Csontos, G. 1134 (175), 1163
 Csunderlik, C. 56 (227), 88
 Cullis, C. F. 269 (470), 325
 Cumbro, C. C. 1042 (305), 1090
 Cummings, J. P. 94 (24), 125
 Cumper, C. W. N. 26, 27 (70), 38 (129), 75 (70), 84, 86
 Curci, R. 822 (347), 907
 Cureton, P. H. 49 (167), 87
 Curphey, T. J. 345 (72), 366
 Currie, G. T. (453), 1095
 Currie, J. O., Jr. 616 (441), 648
 Curtis, R. J. 103 (75), 126
 Curtiss, R. S. 1181, 1230 (41), 1248
 Cushmac, G. E. 272 (486), 325
 Cutting, J. D. 1030 (236), 1088
 Cuvigny, T. 242 (340b), 321
 Cvetanorie, R. J. 786 (206), 903
 Cvetanović, R. J. 510 (468, 469), 511, 512 (469), 532, 537, 539 (72), 550 (116), 552 (140), 637, 639, 1047 (346), 1091
 Cwiklinski, C. 336 (37), 366
 Dadura, J. G. 683 (32), 718

- Dagonneau, M. 309 (634–636), 310 (641), 329
- Dahl, K. 1069 (477, 478), 1070 (478, 485), 1096
- Dahm, R. H. 285 (527), 326
- Dahmen, A. 499 (420), 530
- Dahn, H. 260 (437), 261 (443), 324
- Dainton, F. S. 942 (59), 964
- Dalla Croce, P. 461 (313–315), 462 (313, 314), 527
- Dallas, G. 473 (344, 345, 349, 351, 351a), 477 (351a), 528
- Dall'Asta, G. 921 (18–21), 922 (18–20), 931 (19, 21), 944 (21), 961 (85), 962, 964
- Dalton, D. R. 764 (146), 779 (184), 902, 903
- Daly, W. H. 217 (230), 317
- Damrauer, R. 562, 563 (191), 608 (403), 610 (415), 613 (415, 432), 614 (415), 616 (404, 415), 641, 647, 648
- Dane, E. 704 (104d), 721
- Dane, G. 350 (90), 367
- Dang, T. P. 1141 (229, 230), 1164
- Daniel, H. 689 (48a, 48c, 48d, 49), 719
- Daniels, P. J. L. 1057–1059 (412), 1094
- Danilkina, L. P. 534 (32), 633 (516), 636, 650
- Danishefsky, S. 1078 (534), 1097
- Danison, W. C. 46 (159), 86
- Danno, S. 1013 (158), 1086
- Danti, A. 53 (199), 87
- D'Arcy, R. 668, 679 (14), 717
- Dardoize, F. 247 (374), 249 (379), 322
- Darnall, K. R. 1044 (314), 1091
- Darwish, D. 210, 211 (185), 316
- Dauben, W. G. 252 (398), 323, 564 (206), 641
- Dave, V. 534, 550 (31), 636
- Davenport, W. H. 926 (29), 963
- Davidson, D. W. 54, 75 (213), 88
- Davidson, J. M. 1007 (135), 1008 (135, 139), 1086
- Davie, E. S. 926, 927 (31), 963
- Davies, D. I. 453 (242), 525
- Davies, G. L. O. 169, 175, 180, 181, 184 (51), 185 (114b), 312, 314
- Davies, J. H. 32 (97), 85
- Davies, M. 786 (204), 903, 1010 (144), 1086
- Davies, T. M. 1073 (507), 1096
- Davies, V. C. 487, 493, 494 (381a), 529
- Davis, D. C. 701 (94), 721
- Davis, D. D. 693 (63), 719
- Davis, G. J. 112 (119), 128
- Davis, G. T. 695 (73), 720
- Davis, K. E. 217 (217), 317
- Davis, R. H. 32 (97), 85
- Davis, R. P. 714 (143a), 722
- Davis, T. L. 579, 632 (284), 643
- Davison, A. 630 (487a), 649
- Davison, W. H. T. 61 (253), 89
- Day, A. C. 450, 451 (236), 525, 1068 (469), 1095
- Day, H. A. 782, 825 (190), 903
- Day, R. A., Jr. 332, 342 (10a), 346 (74), 365, 367
- Dayagi, S. 288 (549), 327
- De, N. C. 748 (80), 900
- Dean, C. L. 830 (386), 839 (409), 840 (386), 859 (409), 908, 909
- Dean, F. H. 789 (247, 248), 905
- Dean, F. M. 454 (248), 525, 634 (523), 651
- Dear, R. E. A. 218 (236), 318
- Deardon, M. B. 1033 (244), 1089
- De'ath, N. J. 235 (303), 320
- DeBernardis, J. 37 (122), 85
- DeCamp, M. R. 534 (40), 538 (40, 108), 636, 638
- DeCicco, G. J. 556
- Deck, H. R. 251, 252 (389), 323
- Deeming, A. J. 1144 (243), 1165
- Degani, Y. 288 (549), 327
- Degener, E. 1172, 1179, 1181, 1187, 1188, 1225, 1226, 1234 (16), 1247
- Degner, D. 351 (96), 352 (98a), 367
- Dehn, R. L. 709 (126b, 126c), 722
- Delaney, T. 1063 (444), 1095
- Delay, A. 762 (140a), 902
- Delepine, M. 792 (272), 795 (277), 905
- Delpierre, G. R. 494 (403), 530
- Dembech, P. 32 (100), 54 (100, 214, 215), 62, 63, 65 (100), 85, 88
- Demek, M. M. 695 (73), 720
- Demers, J. P. 1108 (85), 1160
- De Micheli, C. 391 (62), 435 (191), 439, 441 (62), 443 (191), 488 (390), 491 (395), 520, 524, 529, 530
- Demiel, A. 14 (29), 83
- Deming, P. H. 1040 (289), 1090
- Deming, S. 387, 458 (54), 519
- DeMore, W. B. 534 (14), 636
- Demortier, A. 340 (57), 366
- Dempsey, J. N. 915 (5, 6), 962
- Demus, D. 94 (4), 95, 99 (31), 107 (99), 125, 127
- Demus, H. 94 (4), 125
- Denat, A. 105 (90–92), 107 (100), 127
- Denham, J. M. 578 (271), 643
- Deniges, G. 970 (10, 11), 1083
- Denney, R. G. 1132 (159), 1162

- Dennis, N. 474 (354), 528
 Dennis, W. H. 695 (70), 720
 Denny, A. 105 (86), 127
 Denny, R. W. 1058 (413), 1094
 Deno, N. C. 745 (52, 56), 899
 Denot, E. 789 (245, 246), 905, 1000 (98), 1085
 DePuy, C. H. 180 (93–95), 182 (110), 184 (104), 196 (155), 313–315
 De Renzi, A. 1107 (60), 1111 (92), 1159, 1160
 Deright, R. E. 785 (195), 903
 Dermer, O. C. 970 (12), 1083
 Desai, K. B. 574, 575 (262), 643
 De Sautis, V. 217 (214c), 317
 Deschamps, B. 230 (291), 231 (292), 320
 De Selms, R. C. 568 (230), 642
 Desikan, V. N. V. 295 (585), 328
 Dessau, R. M. 996 (85), 1001 (106, 107), 1027 (106, 231), 1085, 1088
 Deswarte, S. 1234, 1239, 1241 (83), 1249
 Detilleux, E. 997 (87), 1085
 Detre, G. 709 (126b), 722
 Deutsch, C. J. 1022 (203), 1088
 Devaquet, A. 394 (71), 520
 Devillers, C. 598 (361), 646
 Devlin, T. R. E. 942 (59), 964
 Dewar, M. J. S. 114 (129), 118 (146), 123 (174), 128, 129, 392 (67), 520, 535 (49), 601 (386a, 386b), 603 (386a), 637, 646, 739 (28–30), 750 (90), 899, 900, 915 (8), 962, 1002 (110), 1085, 1101 (20), 1158
 Dewarte, S. 1191 (47), 1248
 De Wolfe, R. H. 281 (517), 285 (531, 534), 326
 Deyrup, J. A. 230 (290), 320, 612 (429), 617 (443), 648
 Dharan, M. 380, 388 (31), 412 (115), 413 (31, 125), 416 (31, 115, 131), 418 (125), 419, 420 (31), 519, 521, 522
 Diaper, D. G. M. 513 (482), 532, 1025 (218), 1076 (524), 1088, 1097
 Dickason, W. C. 251 (386), 322
 Dickoré, K. 442 (207), 524
 Dickson, R. E. 279 (505), 326
 Diebert, C. E. 309 (639), 329, 456 (256), 526
 Diebler, H. 292 (579), 328
 Diehl, H. 46 (161), 86
 Diehl, J. W. 702 (97a), 721
 Dietrich, H. 538 (114), 639, 1102 (39), 1159
 Dietrich, H. J. 101 (63), 102 (63, 69), 126
 Dietrich, P. 776, 777, 808, 819, 829, 830, 846 (176), 903
 Dietz, R. 336 (33), 365
 Dietz, R. E. 97 (40), 126
 DiGiorgio, J. B. 1057–1059 (412), 1094
 Diguët, D. 101, 102 (70), 126
 Dilling, W. L. 568 (234), 642
 Dillon, R. 229 (284), 319
 Dimroth, K. 385 (49), 519, 617, 621 (445), 648
 Dimroth, O. 992 (77), 1000 (96), 1084, 1085
 Dimroth, P. 992, 994 (78), 1084
 Din, Z. ud 592 (346), 645
 Diner, U. E. 808 (315, 316), 810 (319), 815 (320), 906, 907
 DiPrete, R. A. 822 (347), 907
 Dir, G. 122 (165), 129
 Dittmer, D. C. 451 (236a), 525
 Dittrich, B. 614 (437), 648
 Dix, D. T. 241 (330b), 321
 Dixon, G. D. 112 (121), 128
 Dixon, W. T. 190 (133), 314
 Djerassi, C. 217 (223), 317
 Dluge, M. 1078 (539), 1097
 Dmitrieva, V. N. 356, 357 (109), 368
 Doane, J. W. 94 (20, 28), 125
 Dobashi, T. S. 487 (386), 529
 Doddrell, D. 1102, 1103 (26), 1158
 Doering, W. von E. 166 (39), 312, 537 (103), 557 (167), 558 (179), 638, 640
 Dolbier, W. R. 384 (40), 519
 Dolgii, I. E. 551 (123), 633 (518, 519), 639, 650
 Dolling, U.-H. 537, 540 (75), 565, 568 (223), 572 (257), 637, 642, 643
 Dolphin, D. 97 (37), 104 (84), 125, 127
 Domarge, L. 788 (237), 904
 DoMinh, T. 497 (414), 530, 537, 543 (87), 606, 607 (394, 395), 634 (521), 638, 647, 650
 Donahoe, H. B. 1044 (318), 1091
 Dondoni, A. 21–23 (45), 25 (63), 33 (105, 107), 72 (105), 83–85, 309 (631, 632), 329, 385, 387 (46), 433 (181, 182), 434, 435 (183), 441 (205), 519, 523, 524
 Donetti, A. 455 (249), 249
 Dongowski, G. 463 (322), 527
 Donis, R. A. 855, 870 (438), 910
 Donnay, R. H. 767 (160), 902
 Doornbos, T. 451 (236a), 525
 Dopper, T. H. 412, 414, 416, 418 (116), 521
 Doran, M. A. 242 (341), 321
 Döring, G.-E. 776, 777, 808, 819, 829, 830, 846 (176), 903
 Dorman, D. E. 21, 28 (43), 83
 Dorn, H. 484 (374), 485 (374, 376), 529

- Dorokhova, E. M. 627 (476), 649
 Dorp, D. A. van 1051 (366), 1092
 Dorsey, J. E. 213 (199a), 316
 Dostrovsky, I. 748 (74), 900
 Doucet, J. 104 (83), 127
 Douchkine, N. 274 (492), 325
 Dowd, S. R. 537, 613 (106), 638
 Dowd, W. 196, 198 (151), 203, 204 (177), 315, 316
 Doyle, G. 943 (61), 964
 Doyle, J. R. 1107, 1112 (68), 1113 (107, 108), 1124 (68), 1160, 1161
 Doyle, M. J. 951 (70), 964
 Doyle, M. P. 272 (484), 325
 Drabb, T., Jr. 225 (275), 319
 Drake, D. 290 (561b), 327
 Drakenberg, T. 43 (148), 51–53 (190), 86, 87
 Drayer, D. E. 1062, 1063 (440), 1094
 Drefahl, G. 802, 803 (300, 301), 906
 Drenth, W. 746 (67), 900
 Drew, H. D. K. 1171, 1174 (10), 1247
 Drozd, J. C. 1024 (213), 1088
 Dubenko, R. G. 35 (114), 85
 Dubois, J. C. 120 (157), 129
 Dubois, J. E. 218, 222 (235b), 224 (273, 274), 225 (273, 276), 226 (276, 278), 227 (278), 318, 319, 756 (117), 764 (144), 765 (148), 766 (149, 150, 153), 767 (158–160), 768 (164, 166), 769 (148, 171a, 171b), 771 (148), 775 (171a, 171b, 174, 175), 776 (175, 177), 777 (177), 783 (148), 897 (148, 537), 901–903, 912
 Dubois, M. 224 (273, 274), 225 (273), 319
 DuBois, R. H. (220), 1088
 Dubrin, J. 600 (373, 375), 646
 Dueber, T. E. 222 (260b), 319
 Duke, R. 243 (345), 321, 374–376, 378, 379, 388, 394, 399 (4), 402 (83), 414, 446, 447, 479 (4), 518, 520
 Duncan, F. J. 537, 539 (72), 637, 786 (206), 903
 Duncan, J. A. 471 (340), 528
 Duncanson, L. A. 915 (9), 962, 1002 (109), 1085, 1101 (21), 1158
 Dunkelblum, E. 252, 253 (404), 323, 846 (415), 909
 Dunn, B. M. 285 (528), 326
 Dunn, B. N. 284, 285 (524), 326
 Dunn, G. E. 245 (359), 322
 Dunn, M. B. 97 (39), 126
 Dunn, P. 470 (336a), 528
 DuPre, D. B. 94 (11), 125
 Du Preez, N. 583 (301), 644
 Dupuy, W. E. 705 (112c), 721
 Durand, G. 94 (26), 101, 102 (70), 125, 126
 Durbetaki, A. J. 471 (339), 528
 Durham, L. J. 507 (449), 509 (449, 462), 531, 1049 (358, 360), 1092
 Durham, R. A. 785 (199), 903
 Durie, R. H. 788 (241), 904
 Dürr, H. 537, 545, 546 (92), 578 (270), 634 (526), 638, 643, 651
 Durst, T. 44 (153), 86, 239 (317), 320
 Dušková, K. 70 (304), 90
 Dutta, V. P. 764 (146), 902
 Duval, D. 251 (393), 323
 Duynstee, E. F. J. 714 (142), 722
 Dvinin, V. A. 1142 (236), 1164
 Dvolaitzky, M. 107 (96), 127
 Dvořák, K. 28 (80), 84
 Dworschak, H. 623 (459, 460), 648
 D'yakonov, I. A. 556 (155, 159, 160), 640
 Dyall, L. K. 976 (33), 1083
 Dyke, J. D. van 261 (440, 441), 324
 Dykstra, S. J. 1041 (297), 1090
 Dyrkacz, G. R. 229 (285), 319
 Dzhemilev, U. M. 1031 (238), 1089
 Eaton, P. E. 953 (73), 964, 1053 (379), 1092
 Ebel, H. F. 242 (340a), 321
 Eberhard, P. 380 (23), 388 (58), 410 (103), 448 (58), 519–521
 Eberson, L. 337 (45, 48), 366
 Ebner, C. E. 677 (24), 718
 Echert-Maksie, M. 274 (491), 325
 Eck, D. 215 (206), 317
 Eck, D. L. 744 (49), 899
 Eckell, A. 380 (26), 398 (77), 421 (145, 146), 422 (77, 145, 146), 431 (77), 519, 520, 522
 Eddy, C. R. 1064 (451), 1095
 Eder, T. W. 537, 539, 550, 552 (73), 637
 Edison, D. H. 180 (91), 313
 Edwards, J. A. 347 (77b), 367, 627 (473), 649, 683 (30d), 718
 Edwards, J. D. 822 (347), 907
 Edwards, J. O. 453 (243), 525, 612 (427), 648
 Eeles, M. F. 630 (486), 649
 Effenberger, F. 461 (306), 527, 716 (149), 723
 Egenburg, I. Z. 633 (511), 650
 Egloff, G. 788 (230), 904
 Eguchi, S. 304 (618), 329
 Ehrenson, S. 629 (484), 649
 Eicher, T. 241 (325), 321, 475 (358a), 529
 Eichler, S. 236 (306), 320
 Eick, H. A. 954 (76), 964

- Eicken, K. R. 708 (125a), 722
 Eidenschink, R. 407 (88, 91, 94), 408 (91, 94), 409 (96), 520, 521
 Eidus, Ya. T. 1100 (2), 1131 (135–137), 1135 (190), 1147 (259), 1148 (263), 1158, 1161, 1163, 1165
 Eigen, M. 260, 297 (434), 324
 Eigenmann, H. K. 131, 140, 141 (4), 147
 Eijck, B. P. van 55 (219), 88
 Einhellig, K. 412, 415, 417 (111), 420 (141), 521, 522
 Einstein, O. 398
 Eisenman, J. L. 1134 (169), 1162
 Eisenstadt, A. 1154 (288), 1166
 Eisert, M. A. 557 (177), 640
 Eisner, A. 874 (466), 910
 Eistert, B. 455 (251, 252), 525, 526
 Ekelund, B. 65 (271), 89
 Eleuterio, H. C. 920 (16), 962
 El Ghandour, N. 374 (7, 11), 376, 378 (7), 379 (11), 394, 399 (7, 11), 446 (224), 450 (11), 451 (238), 518, 525
 Elguero, J. 72 (313), 91
 Eliason, R. 286 (540), 326
 Eliel, E. L. 14 (27), 83, 182, 190 (106), 211 (191a, 191b), 252 (399, 401, 404, 405), 253 (404, 405), 314, 316, 323
 Ellinger, C. A. 707 (122), 722
 Elliott, G. 94 (8), 125
 Elliott, M. 1027 (230), 1088
 Elliott, W. H. 1020 (194), 1087
 Ellis, A. L. 217 (219), 317
 Ellis, J. A. 1027 (230), 1088
 Ellis, J. F. 791 (264, 265), 905
 Ellis, R. (453), 1095
 Elvidge, J. A. 209 (184), 316, 1169 (4, 7), 1170 (9), 1171 (4, 9), 1172 (4, 9, 14, 15), 1173 (17, 19, 20), 1174 (17, 21, 24), 1175 (9, 15), 1176 (15), 1177 (4, 9, 14), 1180 (36), 1186 (4, 9, 14, 15, 45), 1187 (4, 14, 15, 45), 1188 (9, 15, 17), 1189 (9, 14, 17), 1190, 1191 (9, 14, 15), 1192 (15, 20, 48), 1193 (4), 1194 (4, 9, 14, 17, 24, 50), 1195, 1196 (17, 24), 1198 (50), 1199 (19, 50), 1200 (52), 1201 (50), 1202 (50, 54), 1206 (56), 1207 (56, 57), 1208 (57), 1209 (57, 58), 1210 (17, 59), 1211 (4, 17, 24, 52), 1212, 1213 (45), 1214 (7, 45), 1215 (7, 45, 62), 1217 (64), 1219 (4, 64), 1220 (4, 58), 1221 (19, 50, 52), 1226 (45), 1229 (14), 1234 (9, 17, 24), 1235, 1236 (17, 24), 1237 (4, 24), 1238 (9, 17, 24, 48), 1239 (17, 24), 1240 (84), 1241 (9, 45, 59), 1242 (9), 1243 (14, 15), 1244 (14, 15, 36, 50), 1247–1249
 Elving, P. J. 340, 341 (16), 342 (62), 355 (106), 365, 366, 368
 Emeleus, H. J. 790 (257), 905
 Emelyanov, I. S. 60 (246), 89
 Emel'yanova, L. M. 633 (517), 650
 Emmons, W. D. 1041 (293), 1078 (541–543), 1079 (542, 543), 1090, 1097
 Enderle, H. G. 663 (7), 717
 Engberts, J. B. F. N. 58 (228, 229, 233), 88
 Engel, L. 13 (25), 83
 Engel, R. R. 552 (138, 139), 591 (341), 601 (138, 139, 341, 381, 382, 384), 602 (138, 381, 382, 384), 603 (384), 604, 605 (341), 639, 645, 646
 England, B. D. 172 (56, 57), 312
 English, J. 682 (27), 683 (31a), 718
 Ennis, C. L. 537, 549 (100), 579 (275), 580 (100, 290), 638, 643, 644
 Enzell, C. R. 1048 (352), 1092
 Epiotis, N. D. 419 (140), 522, 562 (182, 185), 641
 Erickson, K. L. 777 (181), 903
 Erickson, R. E. 513 (483), 532, 1080 (552, 553, 556, 557), 1098
 Erlenmeyer, E. 788 (216), 795 (282), 904, 906
 Ermer, O. 464 (325), 527
 Errera, J. 11 (21), 14 (26a), 83
 Ershov, V. V. 633 (502–504), 650
 Eschenmoser, A. 684 (34), 709 (126a, 127a, 127b), 711 (133), 718, 722
 Esposito, J. N. 1173 (18b), 1174 (23a), 1221 (18b), 1226 (23a, 77), 1247, 1249
 Etter, R. M. 607 (398), 647
 Eugène, D. 253 (406), 323
 Evans, D. 1134 (178), 1163
 Evans, D. H. 344 (70), 366
 Evans, F. P. 870 (455), 910
 Evans, G. O. 1135 (197), 1163
 Evans, L. E. 1064 (452), 1095
 Evans, M. G. 565 (216), 642
 Everard, K. B. 13 (26), 78 (342), 83, 91
 Everett, A. J. 1039 (282), 1090
 Everett, J. W. 303 (610), 328
 Evstaf'ev, G. I. 538 (110), 638
 Exner, O. 2 (3), 6–8 (14), 9 (16, 57), 13 (14), 14 (16), 20 (14), 21, 22 (45), 23 (16, 45), 24 (57, 58), 25 (63), 30 (88), 31 (3, 91, 92, 94), 32 (92, 95, 96, 98, 100, 101), 33 (92, 94, 105, 107), 37 (123), 39 (135), 48, 49 (14), 50 (177), 51 (181), 53 (203), 54 (100, 181, 203, 212, 214, 215), 55 (58), 56 (14), 58 (234), 59 (203, 234, 238–240), 60 (57, 91), 62 (88, 92, 100), 63 (100), 64 (266), 65 (58, 100, 273), 66 (100, 273), 67 (58,

- 282), 69 (58), 70 (212, 305), 72 (92, 105, 305), 75 (92), 76 (305), 77 (14, 334), 82–91, 356, 358 (108), 368
- Fabryová, A. 251 (396), 323
- Facchetti, S. 440 (200), 524
- Factor, A. 879 (496), 911
- Fagone, F. A. 590, 591 (332), 601, 603 (385), 604 (332), 645, 646
- Fahey, R. C. 186 (126), 314, 732 (7), 733 (10), 734 (7), 736 (10, 17), 737 (19), 738 (18, 24), 739 (28–30), 744 (19), 759 (128), 760 (131), 772 (173), 776 (178), 829 (377), 847 (7), 876 (482), 898, 899, 901–903, 908, 911
- Fahr, E. 484 (372), 529, 619 (453), 648
- Fahrenholtz, S. R. 201, 203 (166), 315
- Fainberg, A. H. 788 (220), 798 (286), 904, 906
- Fainzil'berg, A. A. 534 (19), 636
- Faita, G. 336, 337 (39), 366
- Falbe, J. 1132 (164, 167), 1134 (172), 1135 (204), 1136 (210, 211), 1137 (212), 1162, 1164
- Falconer, W. E. 786 (206), 903
- Faleev, N. E. 229 (281–283), 319
- Faler, G. R. 1056 (407), 1060 (421), 1093, 1094
- Fancher, O. 855, 870 (434), 910
- Fannin, N. F. 453 (244), 525
- Faraone, F. 1105 (47), 1159
- Farine, J.-C. 1054 (382, 383), 1093
- Farnell, L. F. 1102 (28), 1158
- Fasone, S. 51 (187), 87
- Fathy, I. 612 (424), 647
- Fausser, K. 25 (64), 84
- Fauvarque, J. 245 (361), 322
- Fava, A. 217 (214a, 214b), 317
- Favier, F. 983, 984 (54), 1084
- Favier, R. 889, 892 (527), 912, 991 (71, 73), 1084
- Favini, G. 22 (53), 84
- Fedor, L. R. 169 (46–49), 170 (49), 312, 748 (80), 900
- Fedorova, N. A. 855 (424), 909
- Fehn, J. 411 (108–110), 412 (112, 113), 454 (246), 521, 525
- Feichtmayr, F. 25 (62), 84
- Feilich, H. 1038 (280), 1090
- Feinauer, R. 442 (211), 524
- Feit, I. N. 204 (171), 205 (171, 178), 315, 316
- Felix, D. 709 (126a, 127a, 127b), 722
- Felkin, H. 243 (350, 351, 353, 354a, 354b, 357), 252 (351), 256 (415), 321–323
- Fell, B. 1037, 1038 (273), 1090
- Fellows, R. 897 (531), 912
- Fenical, W. 1059 (415, 418), 1061 (418), 1094
- Fenselau, A. H. 265 (459), 324
- Fenton, D. M. 1011 (150), 1021 (199, 200), 1086–1088, 1123 (129), 1131 (138, 139, 141, 143, 144, 150), 1132 (138, 150, 154), 1145 (245), 1161, 1162, 1165
- Ferguson, J. L. 94 (17), 96 (33), 104 (78–80), 114 (130), 123 (175), 125, 127–129
- Ferguson, G. 1010 (144), 1086
- Fernández, J. 704 (104a), 721
- Fernandez, V. P. 258 (425), 323
- Ferrier, R. J. 1040 (290), 1090
- Fessenden, E. 788 (233), 904
- Fetizon, M. 273 (490), 274 (492), 325
- Fetzer, U. 715 (147a, 147b), 723
- Fiandanese, V. 176 (79, 79b), 177 (79b), 196 (156), 313, 315
- Fiaud, J. C. 304 (612), 328
- Fichteman, W. L. 1139, 1140 (217), 1164
- Ficken, G. E. 1174, 1175, 1186–1188, 1190, 1191, 1205, 1213, 1241–1243 (22), 1247
- Fickes, G. N. 573 (261), 643
- Fidlerová, Z. 51, 54 (181), 87
- Fieggan, W. 258 (426), 324
- Fieldhouse, J. W. 495 (408), 530
- Fielding, B. C. 970, 976, 977 (13), 1083
- Fields, E. F. 347 (82), 367
- Fields, E. K. 612 (426, 428), 648, 1055 (393, 394), 1093
- Fields, R. 447 (231), 525
- Fierens, P. J. C. 194 (142), 315
- Fieser, L. F. 1019 (179), 1065 (457), 1087, 1095
- Fieser, M. 1019 (179), 1065 (457), 1087, 1095
- Fietkau, Ch. 107 (99), 127
- Fife, T. H. 277 (502), 278 (502, 504), 279 (504), 280 (504, 506, 508, 509), 281 (514, 516, 518, 519), 282 (508, 509), 283 (514, 519), 284 (525), 285 (502, 526), 286 (538), 326
- Filby, J. E. 513 (481), 532, (356), 1092
- Filimoshkina, V. A. 633 (509), 650
- Filler, R. 276 (494), 325, 695 (71a), 720
- Findlay, D. M. 458 (273), 526
- Findlay, M. C. 787, 797, 801 (211), 904
- Fink, H. 455 (251), 525
- Finkelstein, M. 332 (6), 365
- Finlayson, B. J. 505 (446a), 531
- Finn, R. T. 686 (43c), 719
- Finnegan, R. A. 1043 (311), 1090
- Finocchiario, P. 81 (358, 360), 92

- Firestone, R. A. 382 (36–38), 519
 Firl, J. 39 (135), 53, 54, 59 (203), 86, 88
 Fisch, M. H. 572, 573 (260), 643
 Fischer, C. M. 513 (480), 532
 Fischer, C. N. 509 (463), 531
 Fischer, E. O. 554 (149), 640
 Fischer, H. 551 (126), 639
 Fischer, H. P. 690 (52), 710, 711 (130), 719, 722
 Fischer, J. 788 (236), 904
 Fischer, R. H. 557 (163), 640
 Fischer, W. 662 (5), 664, 668 (9), 678 (5, 9), 717
 Fischmann, E. 31 (89), 84
 Fish, A. 269 (470), 325
 Fishel, D. L. 95, 99 (30), 125
 Fisher, C. H. 874 (466), 910
 Fitt, J. S. 1217, 1219 (64), 1248
 Fittig, R. 686 (42), 718
 Fitzgerald, P. 263, 264 (452), 324
 Fitzgerald, P. H. 746 (63), 835 (401), 837 (407), 900, 909
 Flannery, J. B., Jr. 101, 102 (62), 126
 Flato, J. 870, 871 (449), 910
 Fleet, G. W. J. 266 (462), 324
 Flegontov, S. A. 34 (112), 85
 Fleischmann, M. 336 (36a, 36b, 38, 39), 337 (39), 365, 366, 977 (35, 36), 1083
 Fleming, I. 557 (162), 640
 Fleming, R. H. 381, 382, 501 (34), 519
 Fleury, J. P. 475 (357), 529
 Flid, R. M. 1145 (244), 1165
 Fliege, W. 398, 438 (78), 520, 821 (346), 907
 Fliszár, S. 385, 387 (48), 502 (431–434, 439), 506 (431–433, 447), 507 (432, 433), 512, 513 (48, 472, 474), 519, 531, 532, 887 (524), 912, 987, 991 (61), 1047 (347), 1050 (361), 1053 (375, 376), 1084, 1091, 1092
 Flock, F. H. 458 (271), 526, 999 (94), 1085
 Florence, T. M. 362 (122), 368
 Flory, K. 428 (172), 523
 Flurry, R. L. 346 (74), 367
 Fodor, G. 2 (9), 82
 Foffani, A. 50 (178), 87
 Foglesong, W. D. 570 (253, 254), 643
 Folting, K. 26, 37, 75 (66), 84
 Fonken, G. J. 252 (398), 323
 Font, J. 606, 607 (395), 647
 Foote, C. S. 1056 (396, 397, 399, 400), 1057 (396), 1058 (396, 413), 1059 (419), 1060 (422), 1061 (426), 1062 (433), 1093, 1094
 Forbes, G. S. 785 (196), 903
 Ford, M. E. 891 (530), 912, 987, 991 (65), 1084
 Ford, W. G. F. 98 (52), 126
 Ford, W. T. 211–213 (190), 316
 Forker, R. 687 (46a), 719
 Forrester, J. L. 795 (280), 906
 Forsellini, E. 1112 (103), 1161
 Forsén, S. 51, 52 (190), 53 (190, 205), 54 (205), 87, 88
 Forster, D. 1145 (252), 1165
 Fort, J.-F. 225 (276), 226 (276, 278), 227 (278), 319
 Foster, G. 1025 (217), 1088
 Foti, F. 406 (86), 520, 628 (478), 649
 Foucaud, A. 500 (422), 530
 Fowler, F. W. 815, 816 (323), 907
 Fox, D. P. 594, 596, 597 (350a), 645
 Fox, F. 1033 (247), 1089
 Fox, W. B. 1045 (325), 1091
 Foye, W. O. 442 (206), 524
 Fraenkel, G. 241 (330b), 321, 708 (125b), 722
 Frajermann, C. 243 (353, 354b, 357), 322
 Frampton, R. D. 286 (541), 326
 Franck, R. W. 694 (68a), 720
 Franck-Neumann, M. 450 (235), 451 (237), 452 (239), 453 (237, 241), 458 (239), 459 (280), 525, 526
 Frank, F. J. 267 (463), 324
 Frankel, E. M. 1145 (255), 1165
 Frankenfeld, E. 584 (307), 644
 Frankenfeld, J. W. 614 (435), 648
 Franzen, G. R. 776 (180), 903
 Fraser, A. R. 954 (77), 964
 Fraser, G. M. 184 (111b), 314
 Frattini, P. 391, 402, 439 (66), 520
 Frauenglass, E. 702 (99a), 721
 Fraunberg, K. v. 460 (286), 526
 Frazier, H. W. 230 (287), 319
 Frederickson, J. D. 361 (120), 368
 Frediani, P. 1135 (193), 1163
 Fredricks, P. S. 1063 (444), 1095
 Freed, J. H. 347 (77b), 367
 Freeman, F. 845 (413), 897 (533, 534), 909, 912, 1026 (221–223), 1088
 Freeman, H. C. 40 (138), 41 (141, 142), 43 (145), 86
 Freeman, J. P. 683 (33), 718
 Freeman, P. K. 574, 575 (262), 643
 Freiberg, I. A. 1078 (532), 1097
 Fremery, M. I. 1055 (393), 1093
 French, T. C. 291 (573a), 327
 Freppel, C. 889, 892 (527), 912, 983, 984 (54), 991 (73), 1044 (319), 1084, 1091
 Frese, E. 611 (420), 612 (423), 647
 Fresnet, P. 776, 777 (177), 903
 Frey, A. 684 (34), 718

- Frey, H. M. 534 (11), 537 (63), 636, 637
 Frick, C. E. 870 (464), 910
 Fried, J. H. 627 (473), 649
 Friedel, R. A. 1135 (200), 1163
 Friedemann, O. 992 (77), 1084
 Friedman, L. 557 (176), 640
 Friedman, O. M. 1075 (521), 1097
 Friedman, S. 1139 (214), 1164
 Friedrich, E. C. 564 (209), 641
 Friend, N. A. C. 870 (459), 910
 Fries, R. W. 1011, 1012 (149), 1086, 1106, 1124 (51), 1159
 Fritsch, J. M. 338, 339 (51), 366
 Froemsdorf, D. H. 180 (93), 196 (151, 153), 198 (151), 203 (177), 204 (173a, 173b, 174, 177), 205 (173a, 173b). 313, 315, 316
 Frojomovic, M. M. 1082 (564), 1098
 Fronza, G. 123 (173), 129
 Frosst, A. C. 184 (105), 314
 Frost, L. N. 177 (83), 313
 Frøyen, P. 236 (307), 320
 Fry, A. 263 (450), 324
 Fry, A. J. 333, 334 (11), 335 (19), 337 (44), 342, 357–359 (11), 360 (113), 361 (118), 365, 366, 368
 Fry, H. S. 700 (89), 720
 Frye, C. L. 782 (191), 783, 850 (192), 903
 Fuchs, R. 1021 (198), 1087
 Fueno, T. 562 (184), 641, 739 (31), 741 (37), 785, 801 (292), 830, 832 (388), 848 (418), 899, 906, 908, 909
 Fujihira, M. 335 (18), 365
 Fujii, C. 1124 (130), 1161
 Fujimoto, H. 190 (132), 314, 377, 536 (59), 637
 Fujioka, O. 68, 70 (287), 90
 Fujiwara, M. 979 (41), 1083
 Fujiwara, Y. 1034 (249, 251), 1089
 Fujiware, Y. 1013 (158), 1086
 Fukui, K. 190 (132), 314, 377, 399 (80), 520, 536 (59), 637, 833 (394), 909
 Fukushima, S. 979 (40), 1083
 Fukutani, H. 1153 (281), 1166
 Fukuyama, T. 68, 70 (291), 90, 1042 (306), 1090
 Funasaka, W. 562 (194), 568 (194, 237), 641, 642
 Funk, H. 870 (452, 460), 871 (452), 910, 934 (49), 963
 Funke, E. 477 (359–361), 478 (361), 529
 Furukawa, J. 562, 563 (192), 641
 Furukawa, N. 217 (227), 317
 Furuya, Y. 787 (210), 904
 Fusco, R. 421 (142, 149), 522
 Fusi, A. 1033 (247), 1089
 Gabard, J. 107 (96, 97), 127, 247 (372), 322
 Gaboury, B. E. 79, 80 (349), 92
 Gaddis, A. M. (453), 1095
 Gaenzler, W. 1131 (151, 152), 1162
 Gajjar, A. 14 (28), 83
 Gakis, N. 412 (116), 414 (116, 128a), 416 (116, 130), 417 (136), 418 (116, 136), 420 (128a), 521, 522
 Galandauer, S. 795 (279), 906
 Galard, R. M. 704 (104a), 721
 Galbiati, A. 494 (404), 530
 Gale, D. M. 537, 542 (84), 638, 1071 (492), 1096
 Gallay, L. R. 1054 (386), 1093
 Gallazzi, M. C. 1107, 1149 (64), 1160
 Galle, J. E. 460 (292), 527, 880 (501), 911
 Gallegra, P. 1176 (27), 1247
 Gallivan, J. B. 413 (122), 521
 Gamba, A. 384, 404, 437, 438 (53), 519
 Gamba-Invernizzi, A. 435 (190), 440 (198), 524
 Gambaryan, N. P. 455 (250), 525
 Ganapathy, K. 51, 59 (182), 87
 Gandolfi, R. 384 (51, 53), 391 (62), 404 (53), 425 (157), 426 (165), 435 (51, 189, 191), 437, 438 (53), 439 (62, 197), 440 (198), 441 (62), 443 (191), 488 (390), 491 (395), 519, 520, 523, 524, 529, 530
 Gandolfo, C. 51 (187), 87
 Ganguly, A. K. 752 (99), 901
 Gaouck, V. de 21 (46, 48), 83
 Garbisch, E. W., Jr. 818, 819 (332), 907
 Garcia Lopez, M. T. 462 (317), 527
 Garcia-Munoz, G. 462 (317), 527
 Gardlund, Z. G. 99 (55), 103 (75), 126
 Gareev, R. D. 538 (110), 609 (409), 638, 647
 Garneau, F. X. 634 (521), 650
 Garner, A. Y. 535 (54, 55), 552 (55), 637, 819 (336), 907
 Garnett, J. L. 363 (125), 368
 Garnier, F. 756 (117), 767 (158–160), 901, 902
 Garnovskii, A. D. 22 (50, 51), 83
 Garratt, D. G. 755 (109), 770, 798–800 (285), 829 (381), 830 (386, 416), 833 (285, 381), 837 (406), 839 (409), 840 (386), 841 (381), 842 (411), 843, 845 (285), 847 (416), 853 (381), 855 (285, 430, 431), 857 (285, 381, 430, 431, 442), 858 (285), 859 (285, 409), 861 (285, 416), 862, 864, 866 (285, 430), 867, 868 (285), 869 (285, 430), 870 (285, 430, 431, 442),

- 871–873, 897 (285), 901, 906, 908–910
 Garratt, P. J. 303 (610), 328, 568 (236), 642
 Garrett, P. F. 339 (56), 366
 Garvich, L. G. 855, 870 (433b), 910
 Gaspar, P. P. 534 (18, 47), 550 (47), 579, 632 (285), 636, 637, 643
 Gasser, R. 177 (84), 313
 Gassman, P. G. 686 (41a, 41b), 718
 Gattegno, D. 73 (316), 91
 Gatzke, A. L. 1025 (218), 1088
 Gaudemar, M. 247 (370, 374, 377), 249 (379), 322
 Gaughan, E. J. 1017 (174), 1087
 Gaughofer, J. (503), 911
 Gaule, A. 1067, 1068 (467), 1095
 Gault, Y. 243 (354a), 322
 Gäumann, T. 55 (217), 74 (321), 88, 91
 Gauquis, G. 332 (5), 365
 Gautschi, F. 709 (127a), 722
 Gavrilova, G. N. 60 (245), 89
 Gaydon, A. G. 606 (397), 647
 Gazard, M. 120 (157), 129
 Gazieva, G. B. 855 (424, 425), 909
 Gebert, P. R. 582 (297), 644
 Gebhart, A. I. 1064 (450), 1095
 Geels, E. J. (15), 365, 701 (93a), 720
 Geer, R. D. 1022 (204), 1088
 Gehlen, H. 1073 (503), 1096
 Gehrekens, K.-A. 42, 43 (143), 86
 Geise, H. J. 66 (277), 90
 Geisel, M. 670 (19), 718
 Gelfand, S. 691 (56a), 719
 Gellert, H. G. 914 (1), 962
 Generosa, J. I. 537, 550 (61), 637
 Geneste, P. 254 (411), 255 (411, 412), 257 (416), 258 (421, 422), 298 (596), 299 (422, 598), 323, 328
 Gennes, P. G. de 96 (34), 125
 Genova, D. J. 98 (54), 112 (128), 116, 117 (136), 126, 128
 Geoghegan, P., Jr. 875 (470), 910
 Geoghegan, P. J., Jr. 876 (476), 877–879 (489), 911
 Georgarakis, M. 412, 414, 416, 418 (116), 521
 George, J. K. 374–376, 378, 379, 388, 394, 399 (4), 402 (83), 414, 446, 447, 479 (4), 518, 520
 George, J. W. 868 (448), 910
 George, M. V. 44 (152), 86, 482 (370), 529, 1077 (528, 530), 1097
 Gerdind, H. 258 (426), 324
 Gerecht, J. F. 1064 (450), 1095
 Gerlach, O. 461 (306), 527
 Gerold, C. 1044 (315), 1091
 Gerrard, W. 706 (119), 722
 Gerritsma, C. J. 123 (168), 129
 Geske, D. H. 339 (54), 366
 Ghera, E. 243 (358a, 358b), 322
 Ghersetti, S. 433 (181), 523
 Ghosez, L. 568 (229), 624 (467), 642, 649
 Ghosh, C. 301 (604), 328
 Ghosh, S. 698 (82a), 720
 Ghosh, S. N. 1046 (342), 1091
 Giacomelli, G. 247 (369), 322
 Gibbons, C. S. 570 (250), 642
 Gibert, J. P. 443 (213), 524
 Gibson, C. S. 870 (458), 910
 Gibson, J. D. 797 (287), 906
 Gibson, M. S. 1073 (502), 1096
 Gieren, A. 454 (246), 525
 Giese, B. 221 (253), 318
 Giese, R. W. 333 (12), 365
 Giezendanner, H. 412 (116, 119), 413 (119, 121), 414, 416 (116), 418 (116, 138), 521, 522
 Gifford, W. A. 196, 198 (151), 315
 Gilbert, E. E. 218 (236), 318
 Gilbert, G. A. 362 (123a), 368
 Gilbert, J. C. 591, 592 (342), 645
 Gilbert, J. R. 181 (102c), 313
 Gilbert, R. C. 1071 (487), 1096
 Gilchrist, T. L. 534 (25, 43), 636, 637
 Gildenderg, E. Z. 1135 (190), 1163
 Gileadi, E. 346 (73), 352 (99), 367
 Giles, H. G. 309 (630), 329
 Giles, W. B. 379 (15), 518
 Gilgen, P. 412 (116), 414 (116, 126, 128), 415 (128), 416 (116), 417 (134, 135), 418 (116), 419 (140a), 521, 522
 Gillies, C. W. 502 (435, 440), 503 (435), 504, 505 (446), 509 (464a), 531, 532, 1051 (370), 1053 (374), 1092
 Gilman, R. E. 217 (221), 317
 Gilmore, J. R. 1027 (229), 1088
 Giongo, G. M. 251 (397), 251
 Giorgiani, P. 441 (205), 524
 Giorgianni, P. 309 (631), 329
 Giuliani, A. M. 73 (316), 91
 Given, P. H. 340 (58), 366
 Gladstone, W. A. F. 421, 422 (144), 522, 710 (129), 722, 1072 (495), 1096
 Glass, R. S. 876 (478), 911
 Glassman, R. 451 (236a), 525
 Glave, W. R. 169, 170 (49), 312
 Gleiter, R. 571 (256), 643, 740 (33), 899
 Glock, G. 1181 (39), 1248
 Glyde, R. W. 1108 (83), 1160

- Gmyzina, R. N. 633 (516), 650
 Gnedina, V. A. 1179 (33), 1204 (55b), 1211 (33), 1247, 1248
 Goda, K. 1056 (407), 1093
 Goddard, W. A. 372 (3a), 518
 Goeke, G. L. 1107 (66), 1160
 Goel, A. 59, 69–71, 73, 74 (236), 88
 Goerdler, J. 627 (475), 649
 Goetz, H. 80 (350), 92, 684 (35c), 718
 Goh, S. H. 537, 541 (77–79), 542 (77), 569 (240), 630 (487), 638, 642, 649
 Gold, V. 745, 749 (54), 899
 Goldberg, I. 309 (640), 329, 384 (52), 519
 Goldberg, R. S. 114 (129), 128
 Golden, D. M. 131 (3, 4), 138 (3), 140, 141 (4), 144, 146 (12), 147
 Golden, J. H. 1173, 1174, 1188, 1189 (17), 1194 (17, 50), 1195, 1196 (17), 1198, 1200–1202 (50), 1206, 1207 (56), 1210, 1211 (17), 1215 (62), 1221 (50), 1234–1236, 1238, 1239 (17), 1244 (50), 1247, 1248
 Goldmacher, J. E. 101 (64), 112 (124), 122 (164), 126, 128, 129
 Goldshtein, I. P. 61 (248), 89
 Goldstein, M. 576, 577 (269), 643
 Goldstein, M. J. 575 (264), 643
 Golfier, M. 273 (490), 274 (492), 325
 Goller, E. J. 246 (365, 366), 322
 Gollnick, K. 1056 (397, 400, 401), 1057 (400, 411), 1058 (400), 1059 (416), 1061 (400, 401), 1093, 1094
 Golstein, J.-P. 591, 601, 604, 605 (341), 645
 Golub, M. A. 1054 (388), 1062 (442), 1093, 1095
 Gontarz, J. A. 874, 883 (468), 910, 969 (5), 1082
 Gonze, H. 252 (400), 323
 Gooch, C. H. 122 (167), 129
 Goodall, D. M. 186 (121), 314
 Goodman, L. A. 94, 120, 121 (15), 125
 Goodman, M. 74 (320), 91
 Goodrow, M. H. 487 (386), 529
 Goosens, W. J. A. 109, 118 (108), 127
 Gordon, J. W. 833 (395), 909
 Gordon, M. E. 565 (221), 608 (403), 642, 647
 Gordy, W. 1046 (342), 1091
 Gore, P. H. 77, 78 (335), 79 (335, 343), 91
 Gore, T. G., Jr. 782 (191), 903
 Gorshkova, G. V. 37 (119), 85, 487 (382), 529
 Görth, H. 565, 569 (217), 642
 Gosse, B. 105 (90–92), 107 (100), 127
 Gosse, J. P. 105 (90–92), 127
 Gosselink, E. P. 583 (298), 644
 Goto, T. 1042 (306), 1090
 Gotthardt, H. 380 (25), 475 (356, 358), 477 (359, 361), 478 (361), 479 (362, 364, 366), 480 (364–366), 481 (369), 515 (489), 516 (492), 519, 529, 532
 Göttlicher, S. 62 (258), 89
 Gould, D. E. 1045 (325), 1091
 Gould, E. S. 1032 (241, 242), 1063 (446), 1089, 1095
 Gould, R. 1027 (230), 1088
 Gowenlock, B. G. 43 (146), 86
 Graaf, W. L. de 458 (274), 526
 Grabmaier, J. G. 94 (13), 125
 Grabowski, Z. R. 351 (95), 367
 Graham, R. 1080 (549), 1097
 Grahler, W. 933 (47), 963
 Grambal, F. 74 (323), 91
 Grammatica, S. J. 1174, 1213 (23b), 1247
 Granger, M. 502, 506 (431, 432), 507 (432), 531
 Grant, R. F. 54, 75 (213), 88
 Granzhan, V. A. 72, 75 (311), 78 (341), 91
 Grashey, D. 398, 422, 431 (77), 520
 Grashey, R. 371, 374 (1), 380 (27, 29), 393, 398, 404, 421 (1), 428 (170, 171, 174), 429 (170, 175), 430 (175), 431, 447, 471, 475 (1), 479 (1, 362, 366), 480 (366), 485 (375), 486 (1, 378–380), 487 (380), 492 (397–400), 494 (400, 405), 495 (405), 497, 509, 510 (1), 518, 519, 523, 529, 530, 819 (333), 907
 Grasley, M. H. 552 (136), 598 (355), 639, 645
 Grassi, G. 406 (86), 520, 628 (478), 649
 Grassner, H. 223 (270), 319
 Grasso, D. 22 (53), 51 (187), 84, 87
 Graves, K. 1013 (157), 1086
 Gray, Ch. E. 693 (63), 719
 Gray, G. W. 94 (2, 5), 97 (36, 38), 99 (2), 100 (60), 104 (77), 108, 112 (38), 117 (141, 143), 118 (144), 121 (38), 124–128
 Gray, P. 54, 75 (213), 88
 Grayson, C. R. 715 (144), 723
 Graziani, M. 1115 (111), 1117 (113, 114), 1161
 Graziano, M. L. 461 (309), 527
 Greé, D. 405, 489 (84), 520
 Greé, R. 38 (126, 127), 85, 487 (387), 489 (387, 392), 490 (392–394), 492 (387), 529, 530
 Green, D. C. 115, 116 (132), 128
 Green, D. T. 1044 (321), 1091

- Green, M. 1102 (38), 1112 (105), 1153 (285), 1154 (286), 1159, 1161, 1166
 Green, M. L. H. 1102 (37), 1107 (75), 1159, 1160
 Greenberg, B. 22 (54), 84
 Greene, F. D. 182 (110), 314, 825, 827 (363), 908, 1041 (301), 1090
 Greenwald, B. E. 743 (42), 899
 Greenwald, R. B. 612 (429), 648
 Greenwood, D. B. 697 (78a), 720
 Greenwood, F. L. 502 (436), 507 (449), 509 (449, 460–462), 531, 1049 (358, 360), 1092
 Gregorio, F. D. 251 (397), 323
 Gregory, M. J. 692 (60), 719
 Greiner, A. 513 (476), 532
 Griegee, R. 501, 507 (426), 530
 Griesbaum, K. 1054 (391), 1093
 Griffin, A. 118 (146), 128
 Griffin, G. W. 497 (414), 530, 534 (42, 42a), 537 (74), 538 (114, 115), 539 (74), 636, 637, 639
 Griffith, D. L. 203, 204 (175), 316
 Grigsby, R. D. 243 (355), 322
 Grim, D. 1082 (565), 1098
 Grim, S. O. 608 (402), 647
 Grimaud, M. 81 (357), 92
 Grimm, D. 1191 (46), 1248
 Grimme, W. 564 (204), 641
 Grimmelikhuisen, J. C. 1051 (366), 1092
 Grimshaw, J. 333 (12), 336 (34), 350 (91, 94), 365, 367
 Grimshaw, J. T. 350 (91), 367
 Grimwood, B. E. 805, 806 (308), 906
 Grinstead, R. R. 882, 886 (513), 912, 979 (44), 1083
 Grishko, N. I. 51, 62 (183, 184), 78, 80 (183), 87
 Gritteridge, N. J. A. 1074 (515), 1097
 Grob, C. A. 654 (3a–3c), 656 (3c), 659 (3a, 4), 662 (5, 6), 664 (8), 665 (3a–3c, 11), 666 (11), 667 (12), 668 (14), 669 (16, 17), 670 (18, 19), 671, 673 (21), 675 (4), 677 (24), 678 (5), 679 (11, 14), 680 (25), 688 (3a), 690 (52), 698 (3c, 81), 712 (3c), 717–720
 Grobbs, A. H. 103 (73), 109, 110 (107), 126, 127
 Groen, S. H. 586 (318, 320, 321), 644
 Groh, J. 785 (200), 786 (200, 203), 903
 Grønbaek-Hazell, R. 73 (315), 91
 Gross, D. 1007 (132), 1086
 Gross, L. 1041 (299), 1090
 Grovenstein, E. 686 (43b), 719
 Groves, P. T. 745 (52), 899
 Grubbs, E. J. 29 (82), 84, 487 (386), 529
 Grubbs, R. H. 953 (75), 954 (76), 964
 Grüber, P. 414 (127), 522
 Gruler, H. 120 (160), 129
 Gruleux, J. C. 824 (356), 908
 Grünanger, P. 380 (19), 384 (51), 391 (62, 66), 402 (66), 425 (157), 426 (165), 432, 433 (81), 435 (51, 81, 189, 190, 192), 439 (62, 66, 197), 440 (81), 441 (62), 483 (371), 519, 520, 523, 524, 529
 Grundmann, C. 428 (172), 432, 433, 435, 440, 442 (81), 520, 523
 Grundon, M. F. 1042 (303), 1090
 Grunwald, E. 745, 748 (60), 749 (82), 757 (123), 899–901
 Grunwell, J. R. 46 (159), 86
 Grushka, E. 124 (176), 129
 Grzechowiak, J. 146 (13), 147
 Guadflieg, T. 977 (34), 1083
 Gubelt, G. C. 1073 (498), 1096
 Gubin, P. V. 1179 (34), 1248
 Guenzet, J. 747 (73), 900
 Guerrera, F. 39 (134), 86
 Guerrieri, F. 1150 (274), 1165
 Guetté, J. P. 29 (85), 84
 Guillemonat, A. 1065 (460), 1095
 Gund, F. 1225, 1226 (73), 1248
 Gundersen, A. 334 (13), 342 (65), 365, 366
 Gunning, H. E. 606, 607 (394), 647
 Gunstone, F. D. 1019, 1029 (180), 1035 (255), 1087, 1089
 Gunther, P. 508 (455), 531, 931, 944 (36), 963
 Gupta, S. K. 266 (461), 324, 1140 (221), 1164
 Gurbanov, P. A. 793 (274), 905
 Guritz, D. M. 207 (180a), 316
 Gurwara, S. K. 748 (80), 900
 Guryanova, E. N. 51 (183, 184), 58, 60 (235), 61 (248, 249), 62 (183, 184), 66 (235, 280), 67 (235), 78, 80 (183), 87–90
 Gusarov, A. V. 60 (245, 246), 89
 Guss, C. O. 1044 (316), 1091
 Gutmann, V. 801 (291), 906
 Gutov, I. M. 633 (513, 514), 650
 Gutsche, C. D. 454, 455 (247), 525
 Gutsche, D. C. 223 (270), 319
 Guy, R. G. 806 (309, 311, 312), 807 (313), 906
 Guyer, W. R. F. 1135 (203), 1163
 Guyon, E. 120 (154), 129
 Gwinner, P. A. 783 (192a), 783
 Gwynne, E. 786 (204), 903

- Haag, A. 233 (297), 320
 Haag, W. O. 1135 (196), 1163
 Haak, P. 594, 596, 597 (350a), 645
 Haas, F. 931, 944 (36), 963
 Haas, H. 122 (165), 129
 Haas, W. 101, 102 (62), 126
 Haber, R. G. 211 (191b), 316
 Haberkamp, T. J. 630 (485a, 485b), 649
 Habersaat, K. 407, 408 (93), 409 (97), 520, 521
 Hach, V. 258 (429), 324
 Haddon, R. C. 535 (49), 637
 Hadik, G. 1037, 1038 (273), 1090
 Hafner, W. 1003 (112), 1004 (112, 120), 1005, 1015 (112), 1085
 Hagen, K. 49 (168, 171), 50 (168), 87
 Hagen, R. 502 (443, 444), 503 (444), 531, 1052, 1053 (373), 1092
 Hager, R. B. 586, 587 (317), 644
 Hague, M.-U. 234 (300), 320
 Hahl, E. 997 (88), 1084, 1085
 Hahnfeld, J. 631 (492), 649
 Haisch, D. 1059 (416), 1094
 Hakr, E. 18 (36), 83
 Hale, R. L. 460 (299), 527
 Halevi, E. A. 186 (124), 314
 Hall, C. D. 176 (77a, 77b), 221 (254a, 254b), 313, 318
 Hall, D. 32 (102), 85
 Hall, J. A. 417, 456 (137), 522
 Hall, J. R. 38 (131), 86
 Hall, L. D. 789 (249), 905
 Hall, T. K. 1054 (382, 383), 1093
 Hall, W. L. 156 (20), 311
 Hallam, H. E. 2, 67–69, 71 (11), 82
 Hallas, G. 18, 77 (35), 83
 Haller, I. 98 (53), 106 (93), 108 (101), 115, 116 (132), 118 (101), 120 (153, 155), 126–129
 Halleux, A. 18 (34), 83
 Hallpap, P. 769 (172), 902
 Halpern, J. 876 (484, 486), 877 (484), 887 (525), 890 (525, 526), 897 (484), 911, 912, 953 (73), 964, 969, 970, 980 (4), 981 (4, 51), 983, 984 (53), 989 (51), 1082, 1084, 1100 (7), 1158
 Halpern, Y. 754 (105), 901
 Halton, B. 458 (274), 526, 635 (529), 651
 Haluska, R. J. 459 (279), 526
 Hamaguchi, M. 497 (415), 530
 Hamberger, H. 499 (420), 530
 Hamelin, J. 405 (84), 446 (222), 489 (84), 520, 525
 Hamer, G. K. 1107 (74), 1160
 Hamer, J. 36, 37 (115), 85
 Hamersma, J. W. 759 (127), 901
 Hamilton, G. H. 1033 (243), 1089
 Hammerum, S. 431 (180), 523
 Hammett, L. P. 744 (50), 855, 870 (435), 899, 910
 Hammick, D. L. 44 (149), 86
 Hammond, G. S. 186 (118), 314, 534 (47), 537 (69, 70, 98), 539 (69, 70), 547, 548 (98), 550 (47), 565 (215), 637, 638, 642, 738 (20, 21), 750 (85), 898, 900
 Hamon, B. N. 537, 549, 580 (100), 638
 Hampton, J. 271, 272 (483), 325, 702 (98), 721
 Hampton, K. G. 290 (565), 327
 Hanack, M. 222 (261b, 263), 319
 Hanafusa, T. 564 (212, 213), 641
 Hancock, C. K. 53 (199), 87
 Hancock, R. I. 1112 (105), 1161
 Haneke, H. 704 (104c), 721
 Hanhart, W. 155 (19a), 31
 Hanlon, T. L. 1107, 1149 (64), 1160
 Hann, R. A. 230 (286), 319
 Hansen, F. 73 (315), 91
 Hansen, H. J. 412 (119), 413 (119, 121), 414 (126, 128), 415 (128), 416 (130, 132), 417 (135, 136), 418 (136, 138), 419 (140a), 521, 522
 Hanson, N. W. 792 (273), 905
 Hantzsch, A. 815 (321), 907
 Hanus, J. 788 (226), 904
 Hanuš, V. 37 (123), 85
 Hapala, J. 199 (164), 315
 Happel, J. 146 (15), 147
 Happer, D. A. R. 177, 178 (85), 313
 Hara, H. 1135 (205), 1164
 Hara, M. 1145 (247), 1152 (279), 1165, 1166
 Harada, K. 302 (608), 304 (613), 328
 Harada, N. 1062 (434), 1094
 Hargreaves, R. 205 (179), 316
 Hargrove, R. J. 222 (260b), 319
 Hariharan, D. C. 750 (92), 900
 Harmon, R. E. 266 (461), 324, 1140 (221), 1164
 Harris, G. C. 1053 (381), 1093
 Harris, R. F. 606 (387a, 388), 646
 Harrison, A. C. 1142 (234), 1164
 Harrison, A. M. 552 (137), 639
 Harrison, J. F. 534, 536 (48), 560 (180), 637, 640
 Harrison, K. J. 117 (141, 143), 128
 Harrod, J. F. 1132 (163), 1162
 Harsch, T. B. 94 (17), 125

- Hart, H. 703 (102), 721, 1041 (295, 296), 1064 (449), 1090, 1095
- Härter, H. P. 70 (305), 72 (305, 312), 76 (305), 90, 91
- Härtl, H.-D. 569 (245), 642
- Hartley, F. R. 1101 (17, 19), 1125 (19), 1158
- Hartley, G. S. 38 (128), 86
- Hartley, J. B. 104 (77), 127
- Hartman, B. C. 825 (361), 908
- Hartter, D. R. 218 (233a, 233b), 318
- Hartzler, H. D. 584 (306), 590 (334, 335, 339, 340), 593 (334, 335, 349), 644, 645
- Haruki, E. 1185, 1230 (43), 1248
- Harvey, G. R. 467, 468 (328), 528
- Harwood, H. J. 961 (91), 964
- Hasan, F. 273 (487, 488), 325
- Hasan, S. K. 1020, 1021 (193), 1087
- Hasagawa, Y. 1124 (130), 1161
- Hasek, R. H. 682 (28), 718
- Haselbach, E. 601, 603 (386a), 646
- Hashimoto, H. 631 (491), 649
- Hashimoto, N. 711 (133), 722
- Hashmall, J. A. 464 (326), 528
- Hassall, C. 263 (449), 324
- Hassner, A. 398 (79), 460 (289, 290, 292, 293), 520, 527, 616 (441), 648, 726, 729 (1), 803 (303), 805 (303–305), 815 (323, 324), 816 (323–325), 880 (501), 898, 906, 907, 911
- Hasty, N. M. 1059 (415), 1094
- Haszeldine, R. N. 459 (278), 526, 788 (219), 790 (257), 801, 904–906
- Hatz, R. 101, 102, 110 (68), 126
- Hatzelmann, L. 420 (141), 522
- Hatzmann, G. 1074, 1077 (509), 1097
- Hauck, H. 380 (29), 492 (397–400), 494 (400), 519, 530
- Haugen, G. 216 (213a), 317
- Haugen, G. R. 131, 138 (3), 147
- Hauptachien, M. 789 (250), 905
- Hauptmann, S. 1078 (539), 1097
- Hauptschein, M. 788 (220), 798 (286), 904, 906
- Hause, N. L. 174 (69a), 189 (129), 312, 314
- Häuser, H. 583 (300), 644
- Haut, S. A. 114 (131), 128
- Hauthal, H. G. 776, 777, 808, 819, 829, 830, 846 (176), 903
- Havel, J. J. 600, 605 (369a), 646
- Havinga, E. 48 (163), 87
- Haward, R. N. 1148 (267), 1165
- Hawkes, G. E. 21, 28 (42), 83
- Hay, J. V. 346 (76), 367
- Hayami, J. 211 (189), 316
- Hayano, S. 335 (18), 365
- Hayashi, N. 994 (82), 1085
- Hayden, P. 1007 (131), 1086
- Hayes, D. M. 536 (58), 637
- Hayez, E. 557 (175), 640
- Haykawa, K. 474 (355), 528
- Haynes, R. K. 1065 (454), 1095
- Haynie, E. C. 562, 563, 590, 593 (190), 641
- Healy, W. B. 785 (199), 903
- Heasley, G. E. 760 (135), 782 (190), 783 (192), 825 (190, 360), 850 (192), 902, 903, 908
- Heasley, V. L. 760 (135), 782 (190, 191), 783 (192), 825 (190), 850 (192), 902, 903
- Heath, F. H. 870 (462), 910
- Heathcock, C. 803 (303), 805 (303–305), 906
- Heathcock, S. 1153 (285), 1166
- Heck, R. 1131 (140), 1162
- Heck, R. F. 1011 (151), 1013 (154–156), 1014 (160–163), 1015 (168), 1086, 1087, 1100 (10), 1107 (54), 1112 (104), 1119 (54, 116, 117), 1121 (124), 1132 (158, 162), 1133 (158), 1134 (54), 1135 (206), 1158, 1159, 1161, 1162, 1164
- Heckelsberg, L. F. (28), 963
- Hedaya, E. 579, 632 (279, 286), 643, 699 (83), 720
- Hedberg, K. 49 (168, 171), 50 (168), 87
- Hedegus, L. S. 1128 (133, 134), 1161
- Heeren, J. K. 608 (402), 647, 824 (358), 908
- Heesen, T. C. 700 (90), 720
- Hegarty, A. F. 177 (83), 313
- Hegge, Th. C. J. M. 108 (103), 111 (114), 113 (103), 127, 128
- Heggs, T. G. 267 (466), 325
- Hehre, W. J. 64, 69, 70 (267), 89, 753 (102), 901
- Heiba, E. I. 996 (85), 1001 (106, 107), 1027 (106, 231), 1085, 1088
- Heicklen, J. 509 (464), 532, 1049 (355), 1092
- Heil, B. 1134 (174, 175), 1140 (223), 1163, 1164
- Heilbronner, E. 447 (230), 464 (324–326), 525, 527, 528
- Heilmeier, G. H. 121 (163), 129
- Heilmeir, G. H. 122 (164), 129
- Heimgartner, H. 412 (116, 117, 119), 413 (119), 414 (116, 117, 128, 128a), 415

- (128), 416 (116, 132), 417 (134, 135),
418 (116, 117), 419 (140a), 420 (128a),
521, 522
- Heine, H. W. 471 (339), 528
- Heineke, H. 750, 769, 833 (89), 900
- Heininger, H. V. 414 (127), 522
- Heinsohn, G. E. 705 (111), 721
- Heinz, G. 568 (233), 642
- Heinz, W. E. 687 (45a), 719
- Heinzelmann, W. 412, 414, 418 (117), 521
- Heisgen, R. 416, 417 (133), 522
- Heiss, R. 704 (104d), 721
- Heitsch, C. W. 630, 631 (489), 649
- Heitz, R. M. 831 (391a), 908
- Hejsek, M. 74 (323), 91
- Helden, R. von 1006 (126), 1086, 1149
(270), 1165
- Helder, R. 451 (236a), 525
- Helfrich, W. 105 (85), 120 (159), 121 (159,
162), 127, 129
- Heller, A. 745, 748 (60), 899
- Heller, R. A. 687 (45b), 719
- Hellin, M. 746, 749 (62), 899
- Helmkamp, G. H. 831 (392), 908
- Helmkamp, G. K. 835 (403), 837 (405),
909
- Helwig, G. S. 459, 464 (281), 526, 538
(112a), 639
- Hemmer, H. 1101, 1148 (15), 1158
- Henbest, H. B. 824 (353), 907, 1039 (281),
1090
- Henderson, G. 14 (28), 83
- Henderson, R. B. 1045 (324), 1091
- Hendrick, M. E. 534 (40), 537 (76, 88),
538 (40, 108), 540, 541 (76), 543, 544
(88), 550 (76, 88), 552, 553 (88), 565
(76), 625 (88), 636, 638
- Henery-Logan, K. R. 398 (76), 520
- Henne, A. L. 733 (8a), 898
- Hennekens, J. L. J. P. 714 (142), 722
- Henrici-Olivé, G. 928, 929 (33), 963
- Henri-Rousseau, O. 374 (7, 8, 11), 375
(12), 376, 378 (7), 379 (11), 388 (12),
394, 399 (7, 8, 11), 402 (8), 446 (224,
225), 450 (11), 451 (238), 518, 525
- Henry, H. 385, 387, 512, 513 (48), 519, 1053
(376), 1092
- Henry, M. C. 240 (323), 320
- Henry, P. 879 (495), 911, 1131 (140), 1162
- Henry, P. M. 886 (520-522), 887 (522),
889 (520), 890, 897 (521), 912, 971 (19),
979 (43), 980 (45), 981 (50), 982 (52),
983 (50, 52), 990 (69), 991 (70), 1003
(114, 118), 1004 (43), 1005 (121), 1006
(129), 1007, 1008 (137), 1009 (140, 142,
143), 1010 (144), 1011 (151), 1016 (143),
1084-1086, 1107 (67, 72), 1111 (98),
1112 (101), 1121 (121), 1160, 1161
- Hepner, F. 882 (502), 911
- Hepworth, J. D. 18, 77 (35), 83
- Herbrandson, H. F. 716 (148), 723
- Herisson, J. L. 956 (80), 964
- Herman, R. B. 1078 (532), 1097
- Hermann, H. 471 (341), 528
- Hermes, M. E. 460 (297), 527
- Herndon, W. C. 379 (15, 16), 518
- Herold, B. J. 534 (18), 636
- Herriott, A. W. 1023 (209), 1088
- Hershman, A. 1134 (179), 1135 (198, 199),
1163
- Herwig, K. 21, 28 (42), 83
- Herzberg, G. 535 (50), 601 (383), 606 (396),
637, 646, 647
- Herzog, K. 64 (269), 89
- Hess, W. W. 267 (463), 324
- Hesse, A. 228 (280b), 319
- Hesse, R. H. 752 (98, 99), 901
- Hester, W. F. 684 (37a), 718
- Hetflejš, J. 692 (58c, 59), 719
- Heublein, G. 30, 50 (87), 84, 766 (157),
769 (172), 796, 797 (283), 902, 906
- Heublin, G. 768 (167), 902
- Heusler, K. 700 (91), 720
- Hewgill, F. R. 683 (31b), 718
- Heyes, J. K. 785 (199), 819 (335), 903, 907
- Heyman, M. 1041 (299), 1090
- Heyn, H. 1078 (538), 1097
- Heyrovsky, J. 335 (24), 365
- Hiatt, R. 1029 (232), 1064 (448), 1088,
1095
- Hiatt, R. R. 817 (328), 907, 1032 (240,
241), 1089
- Hiberty, P. C. 753 (102), 901
- Hidai, M. 1123, 1125 (126), 1161
- Hiegel, G. A. 683 (29), 718
- Higgins, R. 1056 (403), 1093
- Higley, D. P. 501 (424, 425), 530
- Hill, M. J. 740, 747 (34), 899
- Hill, R. K. 686 (40), 718
- Himbert, G. 461 (303), 527
- Hindmarsh, K. W. 1074 (512), 1097
- Hine, J. 160 (30), 174 (71), 177 (81), 190
(130), 220 (245a), 223 (269), 290 (564-
570), 291 (572, 576), 292 (570), 311, 313,
314, 318, 319, 327, 328, 534 (10), 636
- Hines, J. N. 410 (101), 521
- Hines, L. F. 1011 (149, 152), 1012 (149),
1086, 1106 (51), 1107 (58, 71), 1108

- (71), 1113 (71, 109), 1117 (71), 1124 (51, 58), 1126 (58), 1159–1161
- Hino, K.-I. 572 (258), 643
- Hirasawa, R. 105 (89), 127
- Hirata, H. 103 (76), 126
- Hirota, M. 55 (220), 88
- Hirschauer, A. 1141 (231), 1164
- Hirt, T. J. 598 (356, 359), 645
- Hisano, T. 495 (406), 530
- Hisatsune, I. C. 509 (464), 532, 1049 (355), 1092
- Hnatow, M. A. 146 (15), 147
- Ho, T.-L. 277 (499), 325
- Hobbs, M. E. 55 (216), 68 (285), 88, 90
- Hoblitt, R. P. 803, 805 (303), 906
- Hochswender, T. R. 897 (540), 912
- Hocker, H. 934 (50), 963
- Hocking, M. B. 746 (71), 900
- Hodge, P. 627 (473), 649
- Hodge, V. 1060 (423), 1094
- Hodges, R. V. 782 (190), 825 (190, 360), 903, 908
- Hoegerle, R. M. 664 (8), 717
- Hoegger, E. F. 174 (69b), 312
- Hoehn, H. N. 1106 (49), 1159
- Hoffman, A. K. 334 (14), 365
- Hoffman, D. M. 508 (456), 531, 817 (331), 907, 1037 (271), 1090
- Hoffman, J. 699 (85), 720
- Hoffman, P. E. 123 (175), 129
- Hoffman, R. 949 (63, 64), 964
- Hoffmann, A. K. 166 (39), 312, 537 (103), 638
- Hoffmann, E. de 301 (600, 601), 328
- Hoffmann, J. 301 (602, 603), 302 (606), 328
- Hoffmann, H. M. R. 184 (111a, 111b), 217 (215), 314, 317, 825, 826 (365), 908
- Hoffmann, R. 389, 390 (61), 520, 536 (57, 58, 60), 562 (183), 568, (60, 183), 571 (256), 576, 577 (269), 637, 641, 643, 750 (87), 900
- Hoffmann, R. W. 497 (417), 530, 583 (299, 300), 614 (437), 644, 648, 708 (124, 125a), 722
- Hofmann, K. A. 874 (467), 910
- Hogg, D. R. 829 (379, 380, 382, 385), 830 (385), 833 (398), 834 (399), 845 (414), 908, 909
- Hogveen, H. 762 (140b), 902
- Hoijsink, G. J. (31), 365
- Hoiness, C. M. 534, 556 (44), 637
- Hollerová, J. 30, 62 (88), 84
- Holloway, C. E. 1103 (32), 1159
- Holm, T. 242 (335c, 336a), 243 (346, 349), 321, 322, 456 (258), 526
- Holness, N. J. 210, 211 (185), 316
- Holt, A. 692 (58b), 719
- Holton, P. G. 1000 (98), 1085
- Holubka, J. W. 891 (532), 897 (539), 912
- Holzcamp, E. 914 (1–3), 962
- Holzle, G. 855, 870 (439), 910
- Homer, J. 738 (23), 899
- Hong, S. J. 489 (391), 529
- Hong, S. Y. 421 (143), 522
- Hong Dai, S. 384 (40), 519
- Hongu, T. 489 (391), 529
- Honour, R. S. 557 (176), 640
- Honzl, J. 474 (353), 528
- Hooz, J. 251 (384), 322
- Hopf, H. 1176 (27), 1247
- Hopkins, P. A. 66 (274), 77–79 (335), 90, 91
- Hopper, S. P. 608 (401, 401a), 633 (501), 647, 650
- Horeau, A. 304 (612), 328
- Hori, K. 1061 (429), 1094
- Horike, A. 568 (237), 642
- Horino, H. 1107 (57), 1159
- Horner, L. 333 (8), 351 (96), 352 (97, 98a, 98b), 360 (98b, 114), 365, 367, 368
- Hornish, R. E. 509 (463), 531, 1048 (353), 1092
- Hornung, V. 464 (326), 528
- Horvath, B. 1067 (463), 1095
- Horve, G. R. 817 (328), 907
- Horwitz, J. P. 177 (84), 313
- Hosaka, S. 1152 (276), 1166
- Hoshino, M. 628 (480), 649
- Hosking, J. 1033 (248), 1089
- Hosokawa, T. 1076 (526), 1097
- Houghton, E. 515 (489a), 532
- Houk, B. W. 1000 (104), 1085
- Houk, K. N. 374 (4–6), 375 (4), 376 (4, 5), 378, 379 (4, 14), 388 (4, 5), 391 (63, 65), 394 (4–6), 395 (5), 396 (6), 399 (4–6), 400 (5), 402 (65, 82, 83), 414 (4), 417 (137), 422 (5), 426 (63), 432 (5), 446 (4), 447 (4, 5), 448 (5), 449 (233), 451 (65), 453 (5), 456 (137), 466 (5), 479 (4, 5), 492 (5, 401), 493 (401), 518, 520, 522, 525, 530
- Houlden, S. A. 76 (331), 91
- Houlihan, W. J. 223 (264), 319
- House, H. O. 223 (268), 227 (279), 242, 243 (335b), 250 (381), 319, 321, 322, 333 (12), 365, 1037 (265), 1041 (292), 1043 (309), 1046 (329), 1056 (402), 1089–1091, 1093
- Houston, J. G. 223 (269), 319
- How, H. M. 1038 (280), 1090
- Howard, E. G. 610 (417), 647

- Howard, J. A. 1062 (438), 1094
 Howe, G. R. 1032 (240), 1089
 Howell, W. C. 455 (252a), 526
 Howk, B. W. 1106 (49), 1159
 Howley, P. M. 537, 543, 544, 550, 552, 553, 625 (88), 638
 Howman, E. J. 925, 949 (27), 963
 Hranisavljević-Jakovljević, K. 28 (76), 84
 Hsu, E. C.-H. 107 (98), 127
 Hsu, F. M. 743 (43), 779 (185), 780, 798 (187), 899, 903
 Hu, T. 562 (197), 641
 Huang, Y. T. 240 (320), 320
 Huber, H. 20 (37), 83, 221 (253), 318, 471 (341), 528
 Huber, J. E. 1059 (419), 1094
 Huber, W. 1046 (333), 1091
 Hubert, A. J. 557 (174, 175), 640
 Hüchel, W. 189 (128), 314
 Hudrlik, P. F. 692 (61b), 719
 Hudson, C. E. 502 (438), 531, 1051 (369), 1092
 Hudson, H. R. 705 (112b, 112c), 706 (117), 721
 Hudson, J. A. 18, 77 (35), 83
 Hudson, R. F. 188 (127), 314
 Huettel, R. 1102 (42, 43), 1159
 Huggins, H. A. 98 (53), 126
 Hughes, E. D. 155 (19b, 19c), 202, 207, 208 (168), 222 (259a), 311, 315, 319
 Hughes, P. R. 1136 (208, 209), 1164
 Hughes, R. D. 742, 750 (39), 899
 Hughes, R. H. 1046 (342), 1091
 Hughes, R. P. 1102 (30), 1103 (36), 1107 (61), 1159
 Hughes, W. B. 608 (402), 647, 931 (37, 38), 948 (38), 961 (37), 963, 1152 (277), 1166
 Hühnerfuss, H. 71 (307), 74 (324), 90, 91
 Huisgen, R. 37 (125), 53, 54 (211), 70 (211, 306), 73 (317), 76 (306), 85, 88, 90, 91, 221 (253), 318, 371 (1, 2), 374 (1), 380 (17, 18, 20, 21, 24, 25, 27–29, 32, 33), 382 (32), 383 (33), 384 (32), 385 (42, 45), 387 (42, 45, 56), 388 (32, 58), 389 (32), 393 (1, 32), 394 (32), 395 (72), 398 (1, 32, 42, 72, 77, 78), 400 (20, 21), 402 (32, 33), 404 (1, 28), 405 (85), 410 (103), 411 (104–106), 415 (104), 419 (85, 106), 421 (1, 18, 145–147), 422 (18, 77, 145–147), 428 (170, 171, 174), 429 (170, 175), 430 (175), 431 (1, 72, 77), 432 (32), 433, 435 (20, 72, 185, 186, 188), 438 (78), 439 (20), 441 (201, 201a), 442 (209), 444 (215), 445 (219, 220), 447 (1, 32), 448 (58), 453 (32), 458 (270), 459 (28, 85), 460 (286), 461 (24, 42, 306), 462 (316), 464, 465, 467 (42), 471 (1, 341), 472 (342), 473 (342, 343, 348), 475 (1, 356, 358), 477 (359–361), 478 (361), 479 (1, 56, 362, 364, 366), 480 (364–366), 481 (369), 485 (375), 486 (1, 378), 492 (45, 397–400), 494 (400, 405), 495 (405), 496 (409, 410), 497 (1), 498 (418), 499 (420), 509, 510 (1), 518–524, 526–530, 557 (171–173), 623 (462), 624 (463–467), 628 (477), 640, 648, 649, 695 (72), 720, 819 (333), 820 (340–342), 821 (346), 907, 1047 (349), 1091
 Huldchinsky, I. 37 (124), 85
 Hull, L. A. 509 (464), 532, 695 (70), 720, 1049 (355), 1092
 Hummel, K. F. 537, 543, 544 (88), 550, 552 (88, 118), 553 (88), 560 (118), 625 (88), 638, 639
 Humphrey, J. S., Jr. 590 (336), 645
 Hunger, M. 155 (17), 218 (232b), 311, 317
 Hunig, S. 339 (55), 366, 584, (308), 644
 Hunt, D. F. 1005 (123), 1010 (147), 1086
 Hunt, J. D. 886 (518), 912, 983, 984, 986 (57), 987 (62), 991 (57), 1068 (471), 1084, 1096
 Hunter, P. W. 550 (119), 639
 Huppel, N. 1137 (212), 1164
 Hurd, C. D. 855, 870 (434), 910
 Hurley, T. J. 1220 (68), 1226 (78), 1248, 1249
 Husebye, S. 1135 (207), 1164
 Husson, A. 695 (74b), 720
 Husson, H. P. 695 (74b), 720
 Hutchins, M. G. 219 (239), 318
 Hutchins, R. O. 219 (239), 251 (385), 318, 322
 Hutchinson, J. H. 1113 (107, 108), 1161
 Huthmacher, K. 716 (149), 723
 Hüttel, R. 1014 (165, 166), 1026 (225), 1087, 1088
 Hutton, H. 56 (226), 88, 535 (52), 637
 Huynk, X. Q. 768 (164), 902
 Hwang, J.-T. 236 (305), 320
 Ibanez, L. C. 789 (245), 905
 Ibarbia, P. A. 763 (143), 902
 Ibata, T. 497 (415), 530
 Ibbitson, D. A. 18, 77 (35), 83
 Ibbotson, A. 104 (77), 127
 Ibers, J. A. 557 (169), 640
 Ibne-Rasa, K. M. 686 (43c), 719
 Iburg, W. J. 683 (30b), 718
 Ibusuki, T. 879 (493), 911

- Ichibori, K. 585 (313), 587 (313, 326), 588 (313), 644
- Ichikawa, K. 979 (40, 41), 988 (67), 1000 (102), 1083–1085
- Iffland, D. C. 1070 (484), 1072 (497), 1073 (507), 1096
- Ignatova, G. N. 51, 62 (184), 87
- Iitaka, Y. 69, 70 (293), 90
- Ikawa, T. 1000 (103), 1085
- Ikeda, A. 336 (40a), 337 (40a, 41), 366
- Ikeda, Y. 1141 (227), 1164
- Ikegami, S. 821 (344, 345), 823, 847 (345), 876 (477), 907, 911
- Ikoku, C. 694 (69), 720
- Ilakovac, N. 166 (40), 312
- Ilenda, C. S. 779 (185), 903
- Illarionova, N. G. 554 (146), 640
- Imai, I. 585 (313), 587 (313, 325), 588 (313), 644
- Imavaka, T. 1034 (249, 251), 1089
- Imoto, E. 1185, 1230 (43), 1248
- Imyanitov, N. S. 1135 (191), 1163
- Inagaki, S. 377
- Inagaki, T. 1143 (238), 1164
- Inaika, T. 1185, 1230 (43), 1248
- Inch, T. D. 1140 (218), 1164
- Ingle, M. 788 (215), 904
- Ingold, C. K. 105 (87), 127, 155 (19a, 19c), 190 (135), 202, 207, 208 (168), 311, 314, 315, 726 (2), 788, 797, 798 (217, 218), 799 (218), 843 (412), 898, 904, 909
- Ingold, E. H. 843 (412), 909
- Ingraham, L. L. 757 (123), 901
- Ingrosso, G. 824 (352), 907
- Inoue, T. 337 (42), 366
- Inoue, N. 1107 (57), 1159
- Inukai, T. 1107 (62), 1159
- Ioffe, A. I. 633 (520), 650
- Ionin, B. J. 427 (168), 523
- Irwin, R. C. 1032 (241), 1089
- Irwin, R. S. 550 (116), 639, 806 (309), 906
- Isa, H. 1143 (238), 1164
- Isaacs, N. S. 1041 (294), 1090
- Ishii, Y. 304 (618), 329
- Ishioka, R. 867, 873, 874 (446), 910
- Isida, T. 461
- Isobe, T. 579 (276), 643
- Ito, Y. 556, 557 (157), 617 (446–448), 618 (446), 631 (490), 640, 648, 649
- Itoh, K. 537, 546, 581 (96), 638
- Itoh, O. 979 (41), 1083
- Ivanetich, K. M. 281 (517), 326
- Ivashenko, A. A. 565 (218), 633 (505, 513, 514), 642, 650
- Iversen, P. E. 363 (126, 127), 364 (127), 367, 368
- Iwacha, D. 56 (222, 226), 88
- Iwakura, Y. 489 (391), 529
- Iwashita, Y. 1147 (260), 1165
- Iyoda, J. 1147 (262), 1165
- Izawa, K. 739 (31), 741 (37), 785, 801 (292), 830, 832 (388), 848 (418), 899, 906, 908, 909
- Izsak, D. 49 (172), 87
- Izumi, Y. 1140 (219), 1164
- Izzo, P. I. 457 (264), 526
- Jackman, L. M. 1213 (60), 1248
- Jackson, B. 412 (116, 117, 119), 413 (119), 414 (116, 117, 128), 415 (128), 416 (116), 417 (136), 418 (116, 117, 136, 138), 419 (140a), 521, 522
- Jackson, O. R. 173, 214 (67b), 312
- Jackson, P. F. 52, 53 (191), 87
- Jackson, R. 1145 (249), 1165
- Jackson, R. A. 669 (16), 718
- Jacob, T. L. 449 (234), 525
- Jacobs, T. L. 848 (419, 420), 849 (419), 899, 909
- Jacques, J. 107 (96, 97), 127, 247 (372), 322
- Jacquier, R. 72 (313), 91, 443 (213), 524
- Jadot, J. 997 (87), 1085
- Jaffe, H. H. 182 (109), 314, 361 (121), 368
- Jagow, R. H. 186 (126), 314
- Jahngen, E. G. E., Jr. 309 (640), 329, 384 (52), 519
- Jahnke, U. 776, 777, 808, 819, 829, 830, 846 (176), 903
- Jaiswal, D. K. 209 (184), 316
- James, B. R. 1015 (169, 170), 1016 (171), 1034 (253), 1087, 1089
- James, D. 1011, 1012 (149), 1086
- James, D. E. 1011 (152), 1086, 1103 (33), 1106 (51), 1107 (58, 73), 1116, 1117 (73), 1124 (51, 58, 131), 1126 (58, 131), 1127 (131), 1144 (73), 1159–1161
- James, J. W. 795 (278), 905
- James, T. C. 792 (273), 905
- Janák, P. 54, 70 (212), 88
- Janes, N. F. 1027 (230), 1088
- Janning, J. L. 120 (156), 129
- Jannelli, L. 38 (130), 45 (156), 46 (130), 86
- Jansen, R. 1023 (212), 1088
- Janssen, W. A. J. 513 (484), 532
- Janzen, E. G. 701 (93a), 720
- Jao, L. K. 280, 282 (508), 326
- Jarvie, A. W. P. 692 (58b), 719

- Jayaraman, H. 290 (561b), 327
 Jaz, J. 473 (352), 528
 Jefcoate, C. R. E. 1033 (244), 1089
 Jefferies, P. R. 683 (31b), 718
 Jefford, C. W. 534 (35), 562 (186, 187),
 567 (35, 225, 226), 568 (35, 227, 228),
 629 (481, 481a), 636, 641, 642, 649, 779
 (184), 903
 Jeffrey, G. A. 61 (254), 89
 Jeffs, K. A. 1027 (230), 1088
 Jehlička, V. 18 (36), 24 (58), 25 (63), 28
 (80), 30 (87, 88), 31 (91), 33 (105), 50
 (87), 51 (181), 53 (203), 54 (181, 203,
 215), 55 (58), 59 (203, 238, 240), 60
 (91), 62 (88), 64 (266), 65 (58, 273), 66
 (273), 67, 69 (58), 72 (105), 83–85, 87–89
 Jencks, W. P. 262 (447, 448a), 277 (503),
 288 (550–552), 289 (550, 557, 559), 290
 (559, 560a, 561a, 563), 291 (571, 575),
 292 (578), 293 (550), 294 (557, 582), 295
 (588), 296 (589), 297 (559, 590, 593),
 298 (594, 595), 300 (599), 324, 326–328
 Jenevein, R. M. 342 (64), 349 (87, 88a, 89),
 350 (92, 93), 366, 367
 Jenner, E. L. 1000 (104), 1085
 Jennings, W. B. 22 (52), 83, 1079 (545),
 1097
 Jenny, F. A. 677 (24), 718
 Jenny, W. 855 (428, 429, 437, 439), 864
 (428), 865, 866 (429), 870 (428, 429,
 437, 439), 909, 910
 Jensen, B. S. 340 (59), 366
 Jensen, F. R. 974 (31, 32), 1083
 Jensen, H. P. 1066 (462), 1095
 Jensen, J. H. 290 (564, 567), 327
 Jensen, J. L. 746 (61), 748 (79), 749 (61),
 899, 900
 Jensen, K. A. 22 (55), 34 (111), 44 (151),
 84–86
 Jenson, J. H. 223 (269), 319
 Jerina, D. M. 1079 (545), 1097
 Jerkunica, J. M. 875 (475), 911
 Jerslev, B. 26, 37, 75 (66), 84
 Jerussi, R. A. 1065 (456), 1095
 Jeu, W. H. de 106 (94), 108 (104), 109
 (107–109), 110 (107), 111 (109, 115,
 116), 112 (117, 118, 127), 118 (108), 123
 (168), 127–129
 Jira, R. 1003 (112, 115), 1004 (112, 119,
 120), 1005 (112, 124), 1015 (112), 1085,
 1086
 John, W. H. 217 (225), 317
 Johnnesson, J. K. 785 (199), 903
 Johns, J. W. C. 535 (50), 637
 Johnson, A. W. 232, 233, 236 (293), 239
 (318), 240 (319, 321), 320, 1078 (533),
 1097
 Johnson, B. F. G. 1111 (96), 1144 (243),
 1160, 1165
 Johnson, C. D. 512 (473), 532
 Johnson, D. A. 704 (107), 721
 Johnson, D. R. 919 (15), 962
 Johnson, F. 1181 (37), 1240
 Johnson, G. K. 598 (360), 645
 Johnson, H. L. 347 (81a), 367
 Johnson, J. E. 34 (109), 85
 Johnson, J. F. 99 (56, 57), 107 (98), 126,
 127
 Johnson, J. L. 1054 (389), 1093
 Johnson, J. R. 15 (31), 83
 Johnson, K. H. 1101 (23), 1158
 Johnson, L. N. 283 (522), 326
 Johnson, M. D. 755 (111), 760 (133), 901
 Johnson, R. D. 169, 175 (50), 312
 Johnson, R. N. (35), 899
 Johnson, S. L. 290 (560b), 327
 Johnson, W. S. 687 (45a), 694 (68a), 719,
 720, 1019 (186), 1041 (298), 1087, 1090
 Johnston, D. B. R. 705 (110), 721
 Johnston, F. A. 751 (95), 900
 Johnstone, H. F. 1044 (319), 1091
 Joines, R. C. 537, 549 (100), 579 (278, 284,
 288), 580 (100), 632 (278, 284, 288), 638,
 643
 Jokic, A. 999 (93), 1085
 Jolly, K. W. 186 (122b), 314
 Jonas, V. 71 (309), 90
 Jonassen, H. B. 1135 (207), 1164
 Jones, B. 104 (77), 127
 Jones, C. M. 2, 67–69, 71 (11), 82
 Jones, D. E. H. 1173 (20), 1174 (21), 1192
 (20), 1247
 Jones, D. L. 789 (249), 905
 Jones, D. N. 217 (220), 317
 Jones, F. R. 934 (50), 963
 Jones, G. 223, 228 (265), 319
 Jones, G. D. 760 (136), 902
 Jones, G. I. L. 2, 50, 52, 53, 55, 56 (10), 82
 Jones, G. P. 50, 62 (179), 87
 Jones, G. W. 635 (529), 651
 Jones, J. K. N. 1021 (195), 1087
 Jones, J. R. 209 (184), 316
 Jones, L. B. 685 (39), 718
 Jones, M., Jr. 534 (40), 537 (65, 66, 76, 88,
 97), 538 (40, 108), 540, 541 (76), 543,
 544 (88), 547 (65, 66, 97), 550 (65, 66,
 76, 88, 117, 118), 552 (65, 88, 117, 118,
 137, 140a), 553 (88), 560 (117, 118),

- 565 (76, 117), 575 (267), 579 (285), 625 (88), 632 (285), 636–639, 643
- Jones, M. T., Jr. 630, 631 (489), 649
- Jones, P. R. 246 (365, 366), 322
- Jones, R. 1135 (197), 1163
- Jones, R. A. 1241 (85), 1249
- Jones, R. A. Y. 79 (347), 92
- Jones, R. L. 69 (301), 90
- Jones, V. K. 685 (39), 718
- Jones, W. M. 537 (100), 538 (109), 549 (100), 552 (136), 578 (271–274), 579 (274, 275, 278, 280, 281, 283, 284, 288, 289), 580 (100, 290, 291), 581 (281), 582 (296, 297), 593 (348), 598 (355), 625 (468), 632 (278, 280, 281, 283, 284, 288, 495, 497), 638, 639, 643–645, 649
- Joraandstad, O. 513 (483), 532
- Jordan, D. O. 932 (46), 963
- Jorgensen, W. L. 423 (156), 523
- Joshua, A. V. 810 (318), 906
- Joucla, M. 405 (84), 520
- Jovtscheff, A. 30, 50 (87), 84
- Joy, J. R. 917 (11), 962
- Judy, W. A. 923 (24), 931, 932 (40), 935, 937 (24), 939 (56), 942 (60), 944, 946, 949 (24), 960, 961 (83), 963, 964
- Jünemann, W. 564 (204), 641
- Jung, F. 239 (317), 320
- Junker, H. N. 508 (451), 531
- Jura, W. H. 356, 360 (17), 365
- Just, G. 776, 777, 808, 819, 829, 830, 846 (176), 877–879, 883, 897 (488), 903, 911, 1069 (477, 478), 1070 (478, 485), 1082 (564), 1096, 1098
- Juurik-Hogan, R. 1045 (325), 1091
- Kabasakalian, P. 333, 342 (10c), 348 (83), 365, 367
- Kabbe, H. J. 886 (515), 912, 980, 983, 985, 986, 997 (47), 1083
- Kabengele, T. 629 (481, 481a), 649
- Kabs, K. 1131 (151, 152), 1162
- Kadaba, P. K. 384 (50), 447, 448 (229), 453 (243–245), 463 (50, 245), 519, 525, 612 (427), 648
- Kadziauskas, P. 453 (240), 525
- Kaes, H. D. 1144 (240), 1165
- Kaffenberger, T. 668, 679 (14), 717
- Kagan, H. B. 247, 248 (376), 322, 1141 (229, 230), 1164
- Kahn, F. J. 94 (23), 120 (23, 158), 122 (166), 125, 129
- Kaji, A. 211 (189), 316
- Kajimoto, T. 1145 (247), 1165
- Kakis, F. J. 273 (489), 274 (492), 275 (489), 325
- Kaliya, O. L. 1145 (244), 1165
- Kallen, R. G. 262 (448b), 291 (571), 292 (577a), 324, 327, 328
- Kalvoda, J. 700 (91), 709 (127a), 720, 722
- Kamamoto, K. 1141 (226), 1164
- Kamber, B. 712 (135b), 722
- Kamel, M. 635 (528), 651
- Kämmerer, H. 992 (77), 1084
- Kammula, S. 598, 600 (358), 645
- Kampschmidt, L. W. F. 1047 (345), 1091
- Kandasamy, D. 251 (385), 322
- Kane, J. S. 101 (64), 126
- Kanehira, H. 562, 568 (194), 641
- Kanematsu, K. 422 (151), 474 (355), 522, 528
- Kan-Fan, C. 695 (74a), 720
- Kankaanperä, A. 281 (515), 282 (520, 521), 285 (521, 532, 533), 286 (545), 326, 327
- Kanyaev, N. P. 768 (162), 902
- Kaplan, L. A. 175 (74), 177 (81), 313
- Kaplan, M. L. 1056 (405), 1093
- Kapps, M. 557 (166), 585 (166, 314, 315), 586 (166, 317), 587 (315, 317), 640, 644
- Karabatsos, G. J. 28 (79), 76 (332), 84, 91, 256 (414), 323
- Karam, P. A. 706 (117), 721
- Kariv, E. 346 (73), 352 (99), 367
- Karpovich, J. 53 (208), 88
- Kartashov, V. R. 831 (391b), 908
- Kartashova, N. A. 831 (391b), 908
- Kartch, J. L. 757 (125), 901
- Kashima, M. 56 (223), 88
- Kast, W. 94, 110 (3), 125
- Kastner, M. 1015 (170), 1016 (171), 1087
- Kataev, E. G. 61 (250), 89, 855, 870 (433a, 441), 871 (441), 910
- Kataeva, L. M. 61 (250), 89
- Kato, A. 218 (232c), 317
- Kato, H. 481 (368), 529, 750 (88), 833 (394), 900, 909
- Kato, M. 441 (204a), 524
- Katon, J. E. 63 (265), 89
- Katritzky, A. R. 79 (344, 347), 91, 92, 474 (354), 528, 1240 (84), 1249
- Katsnel'son, M. G. 1142 (235–237), 1164
- Katz, A. M. 186, 189 (119a), 314
- Katz, J. J. 734 (12), 898
- Katz, T. 953 (74), 964
- Katz, T. J. 568 (236), 642
- Kauffman, W. J. 246 (365, 366), 322
- Kauffmann, J. M. 442 (206), 524
- Kauffmann, Th. 406 (86b), 407 (88–94),

- 408 (86b, 89–95), 409 (86b, 92, 95–97),
520, 521
- Kaufman, D. A. 222 (259b), 319
- Kaufmann, H. 709 (127a), 722
- Kaupp, G. (15), 365
- Kavčič, R. 1038 (279), 1090
- Kaveic, R. 822 (348), 907
- Kawabata, N. 562, 563 (192), 641
- Kawabe, N. 1039 (284), 1090
- Kawakami, J. H. 743 (45), 750 (86), 821
(343–345), 823, 847 (345), 876 (477),
882 (507), 899, 900, 907, 911
- Kawamura, T. 979 (41), 1083
- Kawasaki, A. 260 (432), 261 (444), 262
(446), 292 (616), 302 (607), 304 (615,
616), 324, 328, 329
- Kealy, T. G. 1153 (283), 1166
- Kearns, D. R. 1055, 1056, 1058 (395),
1059 (415, 418), 1061 (395, 418), 1093,
1094
- Keating, J. T. 706, 707 (116), 721
- Keaveney, W. P. 502, 506 (430), 531
- Keefe, J. R. 745, 746, 749 (53), 899
- Keefe, R. M. 510 (466), 532, 786 (205),
903
- Kehlen, H. 107 (99), 127
- Kehoe, L. J. 1145 (246), 1165
- Keiko, U. V. 633 (506), 650
- Kei-Wei Shen 392 (68), 520
- Kelker, H. 101, 102, 110 (68), 126
- Kellog, R. M. 833, 840 (393), 909
- Kellogg, R. M. 513 (485, 486), 514 (486–
488), 532
- Kelly, D. B. 1171, 1174 (10), 1247
- Kelly, D. P. 37 (122), 85
- Kelly, F. W. 155 (16), 216, 217 (212a), 311,
317
- Kelly, W. J. 931, 946, 948 (35), 961 (90),
963, 964
- Kelly, W. S. 716 (148), 723
- Kemball, C. 926, 927 (31), 963
- Kemp, A. R. 788 (222), 904
- Kemp, R. T. 170 (52), 312
- Kendall, W. J. 180 (96), 313
- Kenijan, V. 790 (257), 905
- Kennepohl, G. J. A. 634 (521), 650
- Kenney, M. E. 1173 (18b), 1174 (23a),
1221 (18b, 69), 1226 (23a, 77), 1247–
1249
- Kent, M. E. 579, 632 (279, 286), 643
- Kenyon, G. L. 693 (65), 719
- Keogh, H. J. 79 (344), 91
- Keough, A. H. 824 (357), 908
- Kern, D. H. 350 (93), 367
- Kerr, J. A. 142 (11), 146 (13), 147, 562
(195, 196, 198), 598 (362), 599 (362,
367), 641, 646
- Kerr, K. A. 30, 31 (86), 84
- Kershner, L. D. 297 (591), 328
- Kerur, D. R. 513 (482), 532, 635 (529), 651
- Kessick, M. A. 745, 749 (54), 899
- Kessler, H. 65 (270), 89, 534 (21), 636
- Kevan, L. (503), 911
- Kevill, D. N. 213 (196, 199a), 214 (203),
316, 317
- Khachaturov, A. S. 633 (511), 650
- Khalil, M. M. 823, 897 (349), 907
- Khan, M. M. T. 1108 (81), 1160
- Kharasch, N. 829 (375, 378, 379), 830
(387, 390), 832 (387), 908
- Kharicheva, E. M. 534 (32), 633 (517),
636, 650
- Khashob, A.-J. 509 (463), 531
- Khatchaturov, A. S. 554 (146), 640
- Khayat, M. A. R. 461 (307), 527
- Khlebnikov, A. F. 629, 633 (483), 649
- Khula, D. E. 805 (307), 906
- Kibuzono, Y. 833 (394), 909
- Kice, J. L. 706, 711, 716 (118), 722, 836,
837 (404), 909
- Kieboom, A. P. G. 218 (234), 318
- Kiefer, H. 220 (246a), 318
- Kiefer, H. R. 671, 673 (21), 718
- Kienzle, F. 886 (518), 912, 983, 984, 986,
991 (57), 1084
- Kienzle, R. 987 (62), 1084
- Kierstead, R. W. 44 (152), 86
- Kiesshich, G. 339 (55), 366
- Kille, G. 475 (357), 529
- Kim, B. 634 (521), 650
- Kim, C. U. 264 (455a), 324
- Kim, S. C. 251 (383), 322
- Kimball, G. E. 768 (168), 902
- Kimura, T. 1056 (407), 1093
- Kimura, Y. 337 (41), 366
- King, E. L. 272 (485), 325
- King, G. S. 440 (199), 524
- King, J. F. 44 (153), 86, 835 (402), 909
- King, P. A. 746 (68), 900
- King, R. R. 753 (100), 901
- King, R. W. 582 (297), 644
- Kingsbury, C. A. 217 (216), 317
- Kirby, A. J. 285 (529), 326
- Kirby, F. B. 746 (68), 900
- Kirby, P. 32 (97), 85
- Kirchhof, H. 348 (84), 367
- Kirchoff, B. 463 (322), 527
- Kirk, D. N. 218 (237), 318

- Kirkpatrick, J. L. 570 (252), 642
 Kirmse, W. 456 (254), 526, 534 (9, 12, 17, 26, 27, 36), 535, 536 (53), 537 (101), 538 (107), 556 (36), 557 (164, 166), 561 (181), 562 (53), 570 (248), 585 (166, 310, 314–316), 586 (166, 316, 317), 587 (315, 317), 607 (36), 612 (425), 619 (450), 636–638, 640, 642, 644, 648
 Kirprianova, L. A. 746 (66), 900
 Kirrman, A. 342 (67), 366
 Kirst, W. 349 (85), 367
 Kirton, J. 117, 122 (142), 128
 Kisch, H. 447 (228), 525
 Kish, A. 745 (56), 899
 Kishi, Y. 1042 (306), 1090
 Kiso, Y. 1014 (167), 1087
 Kistiakowsky, G. B. 742 (38), 899
 Kistner, C. R. 1113 (107), 1161
 Kitaev, Yu. P. 34 (110, 112), 85
 Kitahara, Y. 628 (480), 649
 Kitahonoki, K. 305 (620), 329
 Kitano, M. 68, 70 (291, 292), 90
 Kitayama, M. 562, 563 (192), 641
 Kitching, W. 969 (3), 1006 (130), 1082, 1086
 Kittleman, E. T. 931, 961 (37), 963
 Kiyonga, Y. 1143 (238), 1164
 Klabuhn, B. 80 (350), 92
 Klanderman, B. H. 101, 102 (66), 112, 113 (126), 116 (134, 137), 117 (140), 118 (126), 126, 128
 Klebe, J. 537, 545 (91), 638
 Klein, F. 1181 (39), 1248
 Klein, F. S. 745 (60), 748 (60, 74), 899, 900
 Klein, H. P. 1067 (463), 1095
 Klein, J. 252, 253 (404), 254 (409, 410), 323, 1046 (330), 1091
 Kleinberg, J. 1035 (256), 1089
 Kleiner, H. J. 584 (305), 644
 Klejnot, O. J. 934 (48), 963
 Klementowski, L. J. 119 (150), 129
 Klicnar, J. 301 (602), 302 (606), 328
 Kliegman, J. M. 35 (113), 50 (113, 177), 85, 87, 1082 (566), 1098
 Klimisch, R. L. 203, 204 (176), 316
 Kline, C. H. 926 (29), 963
 Klingbiel, R. T. 94 (22), 98 (54), 99 (22), 112 (128), 116 (136), 117 (136, 139), 119 (22), 123 (139), 125, 126, 128
 Klob, K. E. 785, 786, 808 (197), 903
 Kloosterziel, H. 534 (8), 636
 Klopman, G. 188 (127), 314
 Klumpp, G. W. 458 (274), 526
 Klutsch, G. 512, 513 (474), 532, 1047 (347), 1091
 Klyne, W. 4, 8, 47 (13), 82
 Klyuev, V. N. 1178 (30), 1199 (53), 1247, 1248
 Kmetz, A. R. 94 (25), 119, 122 (152), 125, 129
 Knaack, D. F. 760 (130), 901
 Knaak, L. E. 118 (147), 128
 Kneidl, F. 414 (127), 522
 Kneip, T. J. 362 (123b), 368
 Knesel, G. A. 776 (180), 903
 Knifton, J. F. 1145 (250, 251), 1165
 Knight, H. B. 1064 (451), 1095
 Knipe, A. C. 158, 163 (22), 178 (87), 311, 313, 701 (93b), 721
 Knitskaya, I. I. 1102 (40), 1159
 Knittel, P. 1073 (506), 1096
 Kno, C. H. 695 (71b), 720
 Knorr, R. 387, 479 (56), 481 (369), 520, 529
 Knozinger, H. 155, 218 (6), 311
 Knunyants, I. L. 455 (250), 525
 Knpfer, H. 380 (17, 18), 421, 422 (18), 428 (170), 429 (170, 175), 430 (175), 518, 523
 Ko, E. C. F. 215 (207), 317
 Koblicová, Z. 70 (303), 90
 Kobrich, G. 221 (249d), 318, 534 (23, 39), 537 (105), 553 (39), 557 (163), 597 (23), 636, 638, 640, 694 (67), 720
 Kobylecki, R. J. 342, 349 (66b), 366
 Koch, H. F. 181 (102a), 313
 Koch, I. 766 (157), 902
 Koch, K. 623 (459), 648
 Koch, R. W. 346 (76), 367
 Koch, V. R. 354, 355 (105), 368
 Kochi, J. K. 221 (247a, 247b), 318, 556 (156), 640
 Kocór, M. 268 (468), 325
 Koehl, W. J., Jr. 996 (85), 1085
 Koelliker, U. 251 (387), 322
 Koenigsberger, R. 760 (129), 901
 Kofod, H. 77 (339), 91
 Kogler, H. 972 (24), 1083
 Kohler, E. P. 684 (37a, 37b), 718
 Kohll, C. F. 1149 (270), 1165
 Kohoda, H. 585, 587, 588 (313), 644
 Kojer, H. 1003–1005, 1015 (112), 1085
 Kok, A. J. de 66 (276), 90
 Kokura, M. 1123, 1125 (126), 1161
 Kolaskar, A. S. 69 (299, 300), 90
 Kolbeck, W. 695 (72), 720
 Köllner, G. 802, 803 (301), 906

- Kollonitsch, V. 926 (29), 963
 Kolodny, N. H. 333 (12), 365
 Kolokol'Tseva, I. G. 425 (161), 427 (166, 168), 523
 Kolsaker, P. 513 (483), 532
 Kolthoff, I. M. 788 (223), 904
 Komarovskaya, O. A. 855, 870 (433a), 910
 Komendantov, M. I. 534 (32), 556 (155), 636, 640
 Komin, J. B. 825 (368), 908, 1042 (302), 1090
 Komori, S. 788 (224), 904
 Kondo, S. 585 (312, 313), 587 (312, 313, 327–329), 588 (312, 313, 327, 328), 589 (312, 327, 328), 644, 645
 Kondratenko, B. P. 76 (333), 79 (348), 91, 92
 König, B. 611 (421), 626 (470), 628 (421), 647, 649
 König, H. 623 (462), 624 (463–465), 648
 Königsdorfer, K. 619 (453), 648
 Konishi, A. 630 (488), 649
 Konoike, T. 556, 557 (157), 640
 Kononenko, L. V. 356, 357 (109), 368
 Konstas, S. 623 (459), 648
 Kopechy, K. R. 513 (481), 532
 Kopecky, K. P. 1059 (414), 1094
 Kopecky, K. R. 256 (413c), 323, 537 (69, 70, 98), 539 (69, 70), 547, 548 (98), 637, 638, 1060 (420), 1092, 1094
 Koppel, J. 243 (344), 321
 Köppelmann, E. 407 (89, 92, 93), 408 (89, 92, 93, 94a), 520, 521
 Koppes, W. M. 229 (285), 319
 Korber, H. 502 (445), 508 (445, 452, 454), 531
 Korchagima, G. A. 755 (112), 901
 Korchemnaya, C. B. 229 (282), 319
 Kordosky, G. 986, 987, 991 (60), 1084
 Korkosky, G. 887 (523), 912
 Körner, M. 557 (168), 640
 Korobitsyna, I. K. 609 (410, 412), 610 (412), 647
 Korschun, Cz. 1241 (85), 1249
 Korte, F. 1136 (210), 1137 (212), 1164
 Korunova, A. F. 356, 357 (109), 368
 Kosbahn, W. 854 (423), 909
 Koser, G. F. 537, 548 (99), 585 (309), 633 (99), 638, 644
 Koshutin, V. I. 855, 870 (436), 910
 Kositsyna, E. I. 60 (245), 89
 Koska, T. 336, 337 (40b), 366
 Kosovtsev, V. V. 427 (167), 523
 Kostikov, R. R. 534 (32), 629 (483), 633 (483, 510, 512), 636, 649, 650
 Kostka, K. 669 (17), 718
 Kosugi, M. 587 (329), 645
 Kotera, A. 68–70 (286), 90
 Kotera, K. 305 (620), 329
 Kouba, J. 186 (120), 314
 Kouwenhoven, C. G. 459 (277), 526
 Kovace, J. 629 (481), 649
 Kovacs, J. 629 (481a), 649
 Koves, G. J. 76 (331), 91
 Kowitt, F. R. 879 (491), 911
 Koyama, K. 337 (42), 366
 Koyama, Y. 69, 70 (293), 90
 Koyano, K. 487 (389), 529
 Koyano, T. 1018 (177, 178), 1087
 Kozima, S. 461
 Kozlov, N. S. 633 (515), 650
 Krajca, K. E. 579 (281, 284), 581 (281), 632 (281, 284), 643
 Krapcho, A. 309 (638), 329, 456 (255), 526
 Krapcho, A. P. 309 (640), 329, 384 (52), 519
 Kraska, A. R. 579, 632 (282), 643
 Krasnec, L. 20 (40), 83
 Krasnobajew, V. 668, 679 (14), 717
 Kratzer, J. 1014 (166), 1087
 Kraus, W. 684 (36), 718
 Krauss, H., Jr. 1061 (432), 1094
 Kraze, G.-A. 285 (529), 326
 Kreevoy, M. M. 286 (540), 326, 876 (485), 879 (491), 911
 Kresge, A. J. 285 (535), 286 (539, 542), 287 (546, 547), 326, 327, 745 (55), 746 (55, 63–65), 748 (78), 749 (83), 750 (84), 899, 900
 Kresge, G. 854 (423), 909
 Krespan, C. G. 534 (37), 537, 542 (84), 636, 638, 1071 (492, 493), 1096
 Kresze, G. 45 (155), 86
 Kretzschmar, U. 684 (35a, 35b), 718
 Krishna, B. 51 (195), 52 (195, 196), 87
 Krishna, G. 51, 53 (186), 87
 Krishnamurthy, S. 250 (382), 251 (382, 383), 322
 Kristián, P. 79 (345), 91
 Kristinsson, H. 537, 539 (74), 637
 Kroll, W. R. 943 (61), 964
 Kronberger, K. 333 (12), 365
 Kronenberg, M. E. 48 (163), 87
 Kroon, P. A. 782, 825 (190), 903
 Kropf, H. 1069, 1070 (479–482), 1096
 Kroposki, L. M. 410 (102), 521, 688 (47), 719
 Kropp, E. A. 684 (38b), 718

- Kropp, J. E. 803, 805 (303), 906
 Krueger, H. H. 94 (13), 125
 Krueger, P. C. 1174, 1226 (23a), 1247
 Krupička, J. 192 (137), 194 (137, 143), 314, 315
 Kruse, W. 886 (516), 912, 981, 984 (49), 1020 (190), 1084, 1087
 Krusell, W. C. 630 (487a), 649
 Kryzanowski, S. 552 (140), 639
 Ktenas, M. 455 (252a), 526
 Kubik, D. H. 931, 961 (37), 963
 Kubo, M. 56, 63 (221), 88
 Kubota, M. 1033 (248), 1089
 Kubota, T. 37 (118), 85
 Kucera, H. W. 583 (303), 644
 Kučera, P. 692 (59), 719
 Kuchitsu, K. 68, 70 (291, 292), 90
 Kuck, V. J. 535 (51, 52), 637
 Kuczowski, R. L. 502 (435, 440), 503 (435), 504, 505 (446), 531, 1051 (370), 1053 (374), 1092
 Kugatova-Shemyakina, G. P. 343 (68), 366
 Kuhlein, K. 349 (86), 367
 Kuhn, A. T. 335 (28), 365
 Kuhn, R. 696 (75), 720
 Kuhnen, F. 669 (17), 718
 Kukolja, S. P. 217 (219), 317
 Kulczycki, A., Jr. 537, 543, 544 (88), 550, 552 (88, 117, 118), 553 (88), 560 (117, 118), 565 (117), 625 (88), 638, 639
 Kumada, M. 1014 (167), 1087
 Kumar, L. 13 (26), 83
 Kumler, W. D. 26 (65), 58 (232), 74 (326), 84, 88, 91
 Kunckell, F. 1185 (44), 1248
 Kung, M. G. 785, 786 (202), 903
 Kunstmann, R. 445 (218), 524
 Kun Sun, K. 485 (375), 529
 Kunz, R. 428 (170, 171, 174), 429 (170), 523
 Kunz, W. 671 (20), 718
 Kuo, C. C. 534 (3), 635
 Kuo, Y.-N. 609 (414), 647
 Kuper, D. G. 1152 (277), 1166
 Küppers, H. 569 (247), 642
 Kurant, P. W. 762 (140b), 902
 Kuratani, K. 68, 70 (287), 90
 Kurek, J. T. 876 (476), 911
 Kurkij, R. P. 704 (105a), 721
 Kuroda, Y. 1111, 1128 (93), 1160
 Kurtev, B. 247, 248 (375), 322
 Kurz, J. L. 260 (435), 324
 Kushina, I. D. 633 (513, 514), 650
 Kuta, J. 335 (24), 365
 Kuthan, J. 18 (36), 83
 Kutowy, O. 347 (79), 367
 Kuwata, K. 339 (54), 366
 Kuzina, L. S. 58, 60, 66, 67 (235), 88
 Kuz'mina, G. V. 1142 (236), 1164
 Kuznicki, R. E. 229 (285), 319
 Kwaitkowski, G. T. 238 (316), 320
 Kwart, H. 285 (536), 326, 508 (456), 531, 817 (331), 820, 822 (339), 829, 845 (384), 906–908, 1037 (271), 1090
 Kwok, W. K. 160 (27), 221 (252), 311, 318
 Kybett, B. D. 598 (360), 645
 Laba, V. I. 61 (249), 89
 LaBar, R. A. 582 (296, 297), 644
 L'abbé, G. 387 (55), 457 (268, 269), 460 (268, 289–294), 461 (268, 310, 312), 462, 463 (310), 467 (55, 330), 468 (55, 294, 330–332, 334, 335), 469 (55, 334–336), 470 (291, 336b), 519, 526–528
 Labes, M. M. 103 (76), 126
 Lacko, R. 438 (195), 524
 Lacombe, L. 29 (85), 84
 Lacroix, J.-C. 119 (151), 129
 Ladenberger, V. 222 (258), 319
 Laemmle, J. 241 (326), 242 (342), 243 (348), 246 (342, 367), 247 (368), 321, 322
 Lafferty, R. H. 797 (287), 906
 Lagenaur, C. 285 (537), 300 (599), 326, 328
 Lagowski, J. M. 1240 (84), 1249
 Lahti, M. 281 (515), 282 (521), 285 (521, 532, 533), 326
 Laitinen, H. A. 336 (32), 362 (123b), 365, 368
 Lajunen, M. 286 (545), 327
 Lakshminarayanan, A. V. 69 (299), 90
 Laktionova, S. K. 72, 75 (311), 91
 LaLancette, E. A. 568 (235), 642
 Lamanna, U. 45 (156), 86
 Lamaty, G. 254 (411), 255 (411, 412), 257 (416), 258 (420–422), 298 (596), 299 (422, 598), 323, 328
 Lambe, T. M. 1073 (504), 1096
 Lambeck, R. 1069, 1070 (481), 1096
 Lambeck, R. 1069, 1070 (479), 1096
 Lambert, M. 104 (83), 127
 Lambert, S. R. 217 (219), 317
 Lamchen, M. 494 (403), 530
 Lamm, B. 745 (57), 899
 Landgrebe, J. A. 497 (415), 530, 562, 563 (189), 564, 585 (201–203), 641
 Landholm, R. A. 876 (485), 911

- Landini, D. 221 (256a), 318
 Landis, R. T., II. 364 (129), 368
 Landor, S. R. 251 (394, 395), 323
 Lane, A. G. 509 (465), 532
 Lane, J. F. 696 (77), 720
 Langkammerer, C. M. 1000 (104), 1085
 Langlois, Y. 695 (74a, 74b), 720
 Lansbury, P. T. 702 (97a), 721, 1025 (216), 1088
 Laoss, F. 788 (236), 904
 Lapidus, A. L. 1100 (2), 1135 (190), 1158, 1163
 Lapierre Armande, J. C. 634 (527), 651
 Lappert, M. F. 951 (70), 964, 1100 (8), 1158
 Larber, M. 803, 805 (303), 906
 Lardicci, L. 247 (369), 322
 Laroche, P. 568 (229), 642
 Larrabee, R. B. 570 (249), 642
 Larscheid, M. E. 354, 355 (105), 368
 Larsen, I. K. 31 (93, 94), 33 (94), 60 (93), 61 (255), 75 (93, 255), 85, 89
 Lathan, W. A. 64, 69, 70 (267), 89,
 Lathouwers, Th. W. 109 (109), 111 (109), 115, 116), 112 (127), 127, 128
 Latif, N. 612 (424), 647
 Latte, A. 875 (472), 911
 Lattimer, R. P. 502 (435, 440), 503 (435), 504, 505 (446), 531, 1051 (370), 1053 (374), 1092
 Lau, K. 1106, 1124 (51), 1159
 Laude, B. 422 (154), 522
 Lauer, R. F. 855, 857, 865 (426), 909, 1022 (207), 1066, 1067 (461), 1088, 1095
 Laughlin, R. G. 558 (179), 640
 Laur, P. 380 (27), 486 (378), 519, 529
 Laurent, A. 75 (327), 91, 305 (619), 329
 Laurent, E. 75 (327), 91
 Laura, F. 442 (208), 524
 Laurie, V. W. 11 (22), 83
 Lautenschlaeger, F. 855, 857, 870 (432), 910
 Lavielle, G. 238 (314), 320
 Lavin, C. 887 (523), 912
 Lavrik, P. B. 1064 (449), 1095
 Lavrushin, V. F. 48 (164), 87
 Law, H. D. 360 (115), 368
 Lawler, R. G. 551 (128), 639
 Layloff, T. 346 (75), 367
 Layloff, T. P. 345 (72), 366
 Lazăr, R. 438 (196), 524
 Lazzarone, M. 81 (353), 92
 Leandri, G. 46 (160), 86
 LeBel, N. A. 157 (21b), 31, 493 (402a), 530
 Lecadet, D. 456 (257, 259), 526, 610, 611 (418, 419), 647
 Lechtken, P. 1061 (427), 1094
 Leclercq, M. 107 (96, 97), 127
 Leder, L. B. 112 (120, 122), 128
 Ledwith, A. 385 (43, 44), 387, 447 (43), 455 (249), 519, 525, 534 (16, 33), 609, 621 (413), 636, 647
 Lee, C. D. 785, 786 (202), 903
 Lee, C. M. 58 (232), 74 (326), 88, 91
 Lee, D. E. 686 (43b), 719
 Lee, D. G. 1020 (191), 1022 (202), 1087, 1088
 Lee, G. A. 65 (272), 89
 Lee, H. 63 (262), 89
 Lee, H.-K. 575 (268), 643
 Lee, J. B. 335 (29), 365, 985 (58), 1084
 Lee, P. S. T. 537, 539 (71), 637
 Lee, S. L. 1073 (506), 1096
 Lee, T. S. 788 (223), 904
 Lee, W. G. 160 (27), 221 (252), 311, 318
 Leenson, E. I. 1142 (236), 1164
 Leermakers, P. A. 537, 539 (69, 70), 637
 Leeuwen, P. W. N. M. van 1149 (271), 1165
 Le Fèvre, C. G. 16, 39 (32), 49 (167), 67 (281), 83, 87, 90
 Le Fèvre, R. J. W. 9 (17, 18), 10 (17), 16 (32), 21 (46, 48), 26 (67), 28 (67, 73, 75), 38 (128), 39 (32, 133, 136), 40 (137–139), 41 (140–142), 43 (145), 45, 46 (157), 48 (165), 49 (167, 172), 51 (193), 52 (197), 56 (193, 197), 62 (197), 66 (274), 67 (281), 69 (297), 75 (67), 76 (330), 77 (165, 197, 297, 335–337), 78 (335, 337), 79 (335), 81 (354), 83, 84, 86, 87, 90–92
 Leffler, J. E. 703 (101), 721, 749 (82), 900
 Legutke, G. 189 (128), 314
 Leh, F. 1046 (341), 1091
 Le Hénaff, P. 260 (433), 324
 Lehmann, G. J. 569 (245, 246), 642
 Lehnert, G. 932, 933 (42), 963
 Leibfritz, D. 65 (270), 89
 Leimer, K. E. 203, 204 (177), 316
 Leitereg, T. J. 256 (413b), 323
 Leitermann, H. 380 (27), 486 (378, 379), 519, 529
 Lemal, D. M. 583 (298), 644
 Lemieux, R. V. 1019 (186), 1087
 Lemmers, J. W. F. M. 1149 (271), 1165
 Lengyel, I. 614 (436), 648
 Lenher, V. 870 (461), 910
 LeNoble, W. J. 590 (337), 645
 Leo, A. 271, 272 (483), 325, 702 (98), 721

- Léon, C. 219 (238b), 318
 Leone, J. T. 342 (62), 366
 Leone, R. E. 575 (265), 643
 Leonard, N. J. 691 (56a), 719
 Lepeska, B. 733, 737, 738 (11), 898
 Lepore, G. 74 (320), 91
 Le Quoc Khanh 422 (154), 522
 Lerch, A. 569 (242, 244), 642
 Lerdal, D. 1062 (433), 1094
 Leriverend, P. 1054 (390), 1093
 Lerner, L. R. 1041 (295), 1090
 Leroy, G. 448 (232a), 525
 Lester, E. W. 578 (273), 643
 Letsinger, R. L. 410 (100), 521
 Leung, H. W. 755 (109), 756, 757, 760 (116), 901
 Levchenko, E. S. 627 (476), 649
 Levchenko, N. F. 361 (117), 368
 Levelut, A. M. 104 (83), 127
 Lever, A. B. P. 1209, 1220 (58), 1248
 Levin, C. 986, 987, 991 (60), 1084
 Levin, C. C. 562, 568 (183), 641
 Levin, R. H. 534 (40), 538 (40, 108), 636, 638
 Levisalles, J. 253 (408), 323, 1101 (15), 1105 (48), 1148 (165), 1158, 1159
 Levy, L. A. 815, 816 (323), 907
 Lewandos, G. S. 950, 951 (69), 964
 Lewis, E. S. 213 (200b), 316
 Lewis, J. 1111 (96), 1144 (243), 1160, 1165
 Lewis, S. N. 699 (84), 720, 1037, 1040 (263), 1089
 Ley, H. 1181, 1230 (40), 1248
 Leyendecker, F. 590 (337a), 645
 Leyte, J. C. 66 (275), 90
 Lezina, V. P. 633 (502), 650
 Li, J. P. 217 (222), 317
 Libbey, W. J. 387, 458 (54), 519
 Lichtenberg, D. 254 (409), 323
 Lichtenstadt, L. 487 (384), 529
 Lichter, R. L. 21, 28 (43), 83
 Liddicoet, T. H. 41 (140), 86
 Lide, D. R. 49 (169), 87
 Liebig, H. 94 (10), 125
 Lienhard, G. E. 262 (447), 324
 Ligett, W. B. 791 (262), 905
 Li Hsu, Y. F. 438 (195), 524
 Lii, R. R. 785, 786 (202), 903
 Lilienthal, H. R. 98 (53), 126
 Lilley, D. M. J. 750 (91), 753 (101), 900, 901
 Lillocci, C. 220 (244), 318
 Lim, S.-H. (455), 648
 Lin, H. C. 756, 769 (120), 901
 Lin, J. W.-P. 1059 (419), 1094
 Lin, L. P. 632 (494), 649
 Lincoln, F. H. 237 (308), 238 (312), 320
 Lindert, A. 247 (371), 322
 Lindgren, V. V. 791 (262), 905
 Line, L. L. 338 (50), 366
 Linhard, M. 802 (296–299), 906
 Linn, W. J. 380, 498 (30), 519
 Linn, W. S. 784, 796 (193), 883 (510), 903, 911
 Linnett, J. W. 372 (3), 518, 790 (258), 905
 Linstead, R. P. 1169 (4), 1170 (9), 1171 (4, 9), 1172 (4, 9, 13, 14), 1173 (19), 1174 (22, 24), 1175 (9, 22), 1177 (4, 9, 13, 14), 1186 (4, 9, 13, 14, 22, 45), 1187 (4, 13, 14, 22, 45), 1188 (9, 13, 22), 1189 (9, 14), 1190 (9, 14, 22), 1191 (9, 13, 14, 22), 1193 (4), 1194 (4, 9, 14, 24), 1195 (24), 1196 (13, 24), 1199 (19, 52), 1205 (13, 22), 1211 (4, 24, 52), 1212 (45), 1213 (13, 22, 45, 61), 1214 (45), 1215 (45, 62), 1217 (64), 1219 (4, 64), 1220 (4), 1221 (19, 52), 1226 (45), 1229 (14), 1234 (9, 24), 1235, 1236 (24), 1237 (4, 24), 1238 (9, 24), 1239 (24), 1241 (9, 13, 22, 45), 1242 (9, 13, 22), 1243 (14, 22), 1244 (14), 1247, 1248
 Lippmaa, E. 633 (504), 650
 Lipscomb, W. N. 26, 37, 75 (66), 84
 Lishanskii, I. S. 538 (111), 554 (146), 638, 640
 Litovitz, T. A. 53 (201), 88
 Litster, J. D. 94 (26), 125
 Littler, J. S. 1026 (226), 1027 (227), 1088
 Liu, J. C. 1061 (424, 425), 1094
 Liu, K.-T. 743 (40, 44), 750 (86), 821 (343), 874 (469), 899, 900, 907, 910, 969 (7), 1082
 Liukas, P. 60 (243), 89
 Lj Tusek 274 (491), 325
 Llewellyn, F. J. 32 (102), 85
 Lloyd, D. 240 (322), 320
 Lloyd, D. J. 211 (188), 213 (198, 201), 316, 317, 744 (48), 899
 Lloyd, J. E. 1226 (77), 1249
 Lloyd, W. D. 1019 (184), 1087
 Loan, L. D. 508 (453), 531, 1050, 1051 (363), 1092
 Lobunez, W. 61 (252), 66, 67 (278), 89, 90
 Lockhart, J. C. 935 (52), 963
 Lockwood, P. A. 513 (481), 532, (356), 1092
 Loebner, E. E. 123 (170), 129
 Loghry, R. A. 760 (135), 902

- Logothetis, A. L. 460 (288), 526, 616 (438), 648
- Lohaus, G. 508 (450), 531, 1081 (561), 1098
- Lomas, J. S. 218, 222 (235b), 318
- Lomax, A. 105 (89), 127
- Lombardo, G. 1073 (501), 1096
- Long, F. A. 186 (122a), 314
- Long, J. W. 794, 796 (276), 905
- Long, L., Jr. 1046 (334), 1091
- Long, R. 1149 (269), 1165
- Longridge, J. L. 186 (122a), 314
- Longroy, A. 224 (271b), 319
- Longster, G. F. 63, 68 (261), 89
- Lord, E. 176 (77a), 221 (254a), 313, 318
- Lorenc, Lj. 999 (93), 1085
- Lorenz, G. 776, 777, 808, 819, 829, 830, 846 (176), 903
- Louden, A. 195 (149), 315
- Louden, G. M. 286, 287 (543), 327
- Loudet, M. 81 (357), 92
- Loutfy, R. O. 353 (103a–103d), 354 (103a), 367, 368
- Lo Vecchio, G. 406 (86), 520, 628 (478), 649
- Loveland, J. W. 336 (30), 365
- Lowe, J. P. 190 (134), 201, 203 (166), 314, 315
- Lowery, M. K. 1174, 1226 (23a), 1247
- Lown, J. W. 473 (344–347, 349–351a), 477 (351a), 498 (419), 528, 530, 808 (315, 316), 810 (318, 319), 815 (320), 906, 907, 1070 (483), 1071 (488), 1096
- Lowrance, W. W., Jr. 116 (138), 128
- Loza, M. C. 1000 (98), 1085
- Lubinkowski, J. 205 (178), 316
- Lucas, H. 882 (502), 911
- Lucas, H. J. 1044 (320), 1091
- Luche, J. L. 247, 248 (376), 322
- Lucius, G. 972 (24), 1083
- Luckhurst, G. R. 104, 123 (81), 127
- Ludorff, E. 407, 408 (90), 520
- Luft, R. 897 (531), 912
- Lumbroso, H. 21 (44), 24 (56), 26 (71), 29, 30, 33 (84), 34 (108), 35 (113), 45 (156), 50 (84, 113), 51, 53 (194), 59 (194, 237, 241), 60 (56, 194), 68 (289, 290), 69 (289), 70 (290), 71 (308), 72 (71), 73, 74 (314), 75 (71, 314), 78, 80 (340), 81 (340, 352), 83–92
- Lunazzi, L. 123 (173), 129, 353 (102), 367
- Lund, H. 333 (9), 345 (71), 347 (80a), 356 (9), 357 (9, 111), 358 (9), 363 (126), 364 (128), 365–368
- Lundberg, W. O. 1062 (436), 1094
- Lungle, M. L. 513 (483), 532, 1080 (553), 1098
- Luria, M. 132 (7, 8), 135, 136 (7), 139 (8), 147
- Luskus, C. J. 391, 402, 451 (65), 520
- Luskus, L. J. 374, 376, 388, 394, 395, 399, 400 (5), 402 (82), 422, 432, 447, 448 (5), 449 (233), 453, 466, 479, 492 (5), 518, 520, 525
- Luthardt, H. J. 497 (417), 530
- Lutskii, A. E. 76 (333), 79 (348), 91, 92
- Lüttke, W. 43 (146), 86
- Lutz, H. J. 671, 673 (21), 718
- Lutz, R. E. 170 (52), 312, 739 (27), 899
- Luz, Z. 104, 123 (82), 127
- Lwowski, W. 709 (128), 722
- Lynch, B. M. 1037–1039 (267), 1089
- Lynch, G. J. 876 (476), 911
- Lyons, J. E. 1034 (250), 1035 (250, 254), 1089
- Maag, H. 711 (133), 722
- Macaluso, A. 36, 37 (115), 85
- Maccagnani, G. 309 (631, 632), 329, 353 (102), 367, 430 (177), 441 (205), 523, 524
- Macchia, B. 247, 249 (378), 322
- Macchia, F. 247, 249 (378), 322
- Maccioni, A. 240 (324), 321
- Maccoll, A. 153 (1), 155 (15), 216 (1, 210, 211), 217 (214a, 214b, 215), 311, 317
- MacDonald, J. M. 455 (252a), 526
- MacGibbon, A. K. H. 186 (122b), 314
- Machiguchi, T. 628 (480), 649
- Machleder, W. H. 825 (362, 364, 366–368), 826 (369), 908, 1041 (300), 1042 (302), 1090
- Mack, P. A. 1222, 1223 (70), 1248
- Mack, W. 380 (20), 395, 398 (72), 400 (20), 431 (72), 433, 435 (20, 72), 439 (20), 441 (201, 201a), 442 (209), 444 (215), 519, 520, 524
- MacKay, C. 598 (357), 600 (372–376, 379), 601 (379, 380), 606 (393), 645–647
- Mackenzie, K. 458 (276), 526
- Macmillan, J. G. 686 (41a, 41b), 718
- Macomber, R. 848, 849 (419), 909
- Madan, V. 305 (621), 329, 1079 (544), 1097
- Madhusudana, N. V. 97 (43, 44), 126
- Madronero, R. 462 (317), 527
- Maeda, K. 1076 (526), 1097
- Maeda, Y. 572 (258), 643
- Maeder, H. 471 (341), 473 (343), 528
- Maercker, A. 223 (266), 319

- Maertens, D. 932, 933 (42), 963
Magerlein, B. J. 687 (44), 719
Maggi, D. 398 (73), 520
Maggio, F. 1073 (500, 501), 1096
Maggiolo, A. 1053 (381), 1093
Magid, R. M. 715 (144), 723
Magnus, P. D. 268 (469), 325, 440 (199), 524, 1065 (454), 1095
Magosch, K. H. 442 (211), 524
Mahadane, S. V. 51 (186, 195), 52 (195), 53 (186), 87
Mahailovi, L. 1075 (517), 1097
Mahajan, S. 568 (227), 642
Mahler, W. 609 (407, 408), 647
Mahoney, R. D. 1081 (559), 1098
Maier, G. 1078 (540), 1097
Maier, W. 97 (41, 42), 126
Maimind, V. I. 1074 (514), 1097
Maiorana, S. 456 (261), 526
Mairanovskii, S. G. 343 (68), 366
Mairs, M. A. 788 (223), 904
Maisch, H. 486 (381), 529
Maitlis, P. M. 1003 (113), 1006 (125), 1010 (145), 1013 (153), 1014 (164), 1085–1087, 1107, 1112 (56), 1159
Mak, S. 701 (93a), 720
Maki, A. H. 342 (63), 366
Maksakor, V. A. 229 (283), 319
Maksic, Z. B. 601 (386b), 646
Maksimov, V. I. 714 (141), 722
Maksimovic, Z. 999 (93), 1085
Maksyutin, Yu. K. 79, 80 (346), 92
Malament, D. S. 537, 543, 544, 550, 552, 553, 625 (88), 638
Malik, J. G. 788 (239), 904
Mallon, C. B. 564 (214), 629, 630 (482), 642, 649
Malone, S. F. 72, 75 (311), 91
Maloney, T. W. 473 (349, 351, 351a), 477 (351a), 528
Malthete, J. 107 (96, 97), 127
Mamantov, A. 537, 542 (83), 565 (219), 638, 642
Mammi, M. 46 (160), 86
Manakov, M. N. 565 (218), 642
Manatt, S. L. 782, 825 (190), 903
Mancini, V. 186 (122d), 314
Mandel'shtam, T. V. 534 (32), 633 (517), 636, 650
Mangini, A. 433 (181), 523
Mango, F. D. 949 (65–68), 950 (67), 951 (68), 954 (67), 964, 1148 (265), 1165
Mangum, M. G. 594, 596 (350a), 597 (350a, 350b), 645
Manmade, A. 538 (115), 639
Mann, B. E. 1101 (25), 1102 (41), 1103 (25, 34, 35), 1158, 1159
Mann, C. K. 341 (60), 366
Mannafov, T. G. 61 (250), 89, 855, 870 (433a), 910
Mannanov, M. Kh. 855, 870, 871 (441), 910
Mannfov, T. G. 855, 870, 871 (441), 910
Mano, H. 705 (109), 721
Manousek, O. 354 (104), 368
Mantzaris, J. 1154, 1155 (289), 1166
Manz, F. 411, 415, 420 (107), 521
Manzel, W. 788 (243), 904
Manzer, L. E. 1102, 1103 (29), 1159
Maravigna, P. 81 (358), 92
Marbet, P. R. 669 (15), 717
Marcelja, S. 118 (148), 128
Marchand, A. P. 166 (43), 312, 534, 536, 538, 550, 559, 564 (46), 585 (46, 311), 587 (323), 622 (457), 637, 644, 648
Marchese, G. 176 (79, 79b), 177 (79b), 196 (156), 221 (250, 256b), 313, 315, 318
Marconi, W. 251 (397), 323
Marcus, E. 461 (302), 527
Mare, P. B. D. de la 215 (204), 317, 732, 734 (6), 755 (110, 113), 756 (115), 757, 759 (124), 760 (124, 129), 795 (279), 898, 901, 906, 1045 (326), 1091
Margolin, Z. 713 (139b), 722
Margrave, J. L. 598 (360), 645
Margua, L. 243 (344), 321
Margulies, H. 225 (275), 319
Marino, J. P. 407 (88a), 520
Marioni, F. 777 (182), 903
Markaryan, Sh. A. 633 (504), 650
Markby, R. E. 1135 (202), 1163
Markert, J. 484 (372), 529
Markgraf, J. H. 65 (272), 89
Markiw, P. T. 217 (218), 317
Märkl, G. 618 (449), 648
Marko, L. 1134 (174, 175), 1140 (223), 1163, 1164
Markownikoff, W. 729 (3), 898
Markowski, V. 499 (420), 530
Markusch, P. 467 (329), 528
Märky, M. 412 (116), 414 (116, 128), 415 (128), 416 (116, 130), 417 (136), 418 (116, 136, 138), 521, 522
Marlewski, T. A. 229 (285), 319
Marolewski, T. A. 537, 542 (82), 638
Marsden, R. J. B. 51, 53, 54 (180), 87
Marsh, F. D. 460 (297), 527

- Marshall, B. 1025 (217), 1088
 Marshall, D. R. 171 (54), 312, 778 (183), 789 (248), 903, 905
 Marshall, J. A. 252 (403), 323, 683 (30a, 30b), 689 (50, 51), 691 (55), 718, 719
 Marshall, J. L. 686 (41b), 718
 Marshall, M. 600 (374), 646
 Marshall, P. R. 932 (41), 963
 Marstokk, K. M. 50, 55 (176), 87
 Marston, A. L. 69 (295), 90
 Martell, A. E. 1108 (81), 1160
 Martens, D. 407 (87), 520
 Martin, C. W. 497 (415), 530, 564, 585 (201–203), 641
 Martin, D. 457 (265), 526
 Martin, F. S. 1021 (196), 1087
 Martin, G. J. 2 (2), 82
 Martin, G. T. O. 49 (166), 87
 Martin, H. 914 (2, 3), 962
 Martin, H. D. 447 (230), 525
 Martin, J. C. 219 (240), 318
 Martin, M. L. 2 (2), 82
 Martin, P. 674, 675 (22), 718
 Martin, R. B. 748 (76), 900
 Martina, D. 450 (235), 525
 Martinez, A. M. 272 (486), 325
 Martinkova, N. S. 229 (281), 319
 Martin-Ramos, V. 473 (348), 528
 Martvoň, A. 79 (345), 91
 Marty, R. A. 309 (630), 329
 Martyn, P. H. 562 (197), 641
 Masamune, S. 570 (250, 251), 642
 Masamune, T. 694 (68b), 720
 Mashevskii, V. V. 633 (515), 650
 Maskill, H. 707 (121), 722
 Mason, P. 453 (242), 525
 Mason, R. 1106 (50), 1159
 Masschelein, W. 252 (400), 323
 Mastroiilli, E. 824 (352), 907
 Masui, M. 289 (555), 327
 Mataga, N. 537, 546, 581 (96), 638
 Mataka, S. 496 (411), 530
 Mathai, I. M. 220 (241, 243a, 243b), 318, 712 (136), 722
 Mathieu, J. 654 (2), 717
 Mathur, N. K. 1039 (285), 1090
 Mathys, G. 460, 468 (294), 527
 Matsubara, Y. 999 (92), 1085
 Matsuda, T. 1007 (133), 1086
 Matsukubo, H. 441 (204a), 524
 Matsumoto, K. 473 (350), 498 (419), 528, 530
 Matsuo, M. 971, 977 (16, 17), 1083
 Matsuyama, H. 587 (329), 645
 Matzner, M. 704 (105a), 721
 Mawby, R. J. 1108 (83), 1160
 Mayer, K. K. 430 (176), 523
 Mayer, R. 64 (269), 89
 Maynard, J. A. 693 (64b), 719
 Maynard, J. L. 790 (253), 905
 Mayo, F. R. 734 (12, 13), 898, 1062 (439), 1063 (439, 443–446), 1094, 1095
 Mayo, P. de 309 (630), 329
 Mazur, S. 1060 (422), 1062 (433), 1094
 Mazzali, R. 217 (214c), 317
 Mazzanti, G. 309 (631, 632), 329, 353 (102), 367, 441 (205), 524, 921 (18, 21), 922 (18), 931, 944 (21), 962
 Mazzochi, P. H. 569 (238), 642
 McAdoo, D. J. 579, 632 (279), 643
 McBee, E. T. 537, 546 (94), 638, 791 (262), 905
 McCaffrey, M. T. 110 (113), 112 (124), 118 (113), 128
 McCain, M. E. 204 (173a, 174), 205 (173a), 316
 McCann, V. H. 172 (57), 312
 McCapra, F. 1061 (429), 1094
 McCart, P. D. 897 (533), 912, 1026 (221), 1088
 McCartney, R. L. 345 (72), 366
 McCarty, C. G. 2 (5), 82
 McCaskie, J. E. 1007 (134), 1086
 McClellan, W. R. 1106 (49), 1159
 McClure, D. E. 1056 (408), 1059 (417), 1093, 1094
 McColl, J. R. 97 (46, 49), 126
 McConnell, M. R. 760 (135), 902
 McCormick, J. P. 264 (455b), 324
 McCue, J. P. 1144 (241), 1165
 McDaniel, R. S. 460 (285), 526, 630, 631 (489), 649
 McDonald, A. N. 450, 451 (236), 525
 McDonald, G. J. 186 (123), 314
 McDonald, R. 755 (109), 901
 McDonald, R. S. 746 (63), 766, 767 (154), 769 (170), 900, 902
 McGee, T. W. 795 (280), 906
 McGhie, J. F. 1071 (490), 1096
 McGillan, F. J. 1074 (515), 1097
 McGlashan, M. L. 132 (9), 147
 McGlinchey, M. J. 600, 605 (369a), 646
 McGlotten, J. 333, 342 (10c), 348 (83), 365, 367
 McGregor, A. C. 705 (115b), 721
 McGregor, S. D. 578, 579 (274), 583 (298), 643, 644
 McGuire, T. R. 98 (53), 126

- McIver, J. W., Jr. 382 (35), 519
 McKay, F. C. 705 (115a), 721
 McKeough, D. 515, 516 (490), 532
 McKillop, A. 886 (518, 519), 891 (530), 912, 983 (56, 57), 984, 986 (57), 987 (62, 65), 991 (56, 57, 65), 1068 (470, 471), 1069 (470), 1084, 1095
 McKnight, C. 537, 539 (71), 637
 McKusick, B. C. 336 (35), 365
 McLean, S. 458 (273), 526
 McLennan, D. J. 155, 159 (12), 160 (26), 172 (26, 56–61), 173 (61, 67a, 67b), 189 (12), 214 (67a, 67b, 202), 215 (202), 216 (209), 311, 312, 317
 McMillan, R. 1135 (197), 1163
 McMillan, W. L. 97 (47, 48), 103 (71), 126
 McMurry, J. E. 460 (298), 527
 McNesby, J. R. 606 (389), 646
 McNiff, M. 1102 (42), 1159
 McPherson, C. A. 733, 736 (10), 737 (19), 738 (18), 744 (19), 898
 McQuillin, F. J. 1106 (52), 1159
 Meajins, G. D. 819 (337), 907
 Meakins, G. D. 1037 (270), 1089
 Medary, R. 567 (225, 226), 642
 Medema, D. 1149 (270), 1165
 Medicis, E. F. de 288 (548), 327
 Medyantseva, E. A. 37 (119), 85, 487 (382), 529
 Meek, J. S. 189 (129), 314
 Meese, C. O. 25 (59), 84
 Meges, D. L. 203, 204 (175), 316
 Mei, M-H. 874 (469), 910
 Meiboom, S. 97 (40), 104 (82), 123 (82, 172), 126, 127, 129
 Meier, G. 120 (160), 123 (169), 129
 Meier, G. F. 690 (53), 719
 Meinert, H. 789 (251), 905
 Meinwald, J. 702 (99a, 99b), 721
 Meites, L. 332 (3), 335 (25), 365
 Meixner, A. E. 97 (40), 126
 Mekhryakova, N. G. 1145 (244), 1165
 Melby, E. G. 768 (169), 902
 Mellich, C. E. 790 (258), 905
 Mellor, J. M. 1027 (229), 1088
 Melo, S. C. 1046 (331), 1091
 Mels, S. J. 335 (26), 365
 Membo, R. 1100 (3), 1158
 Menachern, Y. 1154 (288), 1166
 Menapace, H. R. 931 (39), 963
 Mengler, H. 534 (20), 623 (461), 627 (474), 636, 648, 649
 Menon, B. C. 290 (564, 565), 327
 Menyailo, A. T. 1046 (336), 1091
 Menzies, I. D. 1065 (454), 1095
 Mercer, G. D. 513 (483), 532, 1080 (553), 1098
 Merilahti, M. 282 (520), 326
 Merlini, L. 448 (232), 525
 Merlino, S. 53 (210), 88
 Merritt, R. F. 751 (93–95), 900
 Mertz, F. E. 970 (12), 1083
 Merwede, G. 931, 944 (36), 963
 Merz, A. 618 (449), 648
 Mesbergen, W. B. 407 (88a), 520
 Messmer, A. 105 (88), 127
 Messmer, R. P. 1101 (23), 1158
 Metalitsa, D. I. 1064 (447), 1095
 Metelitsa, D. I. 1037 (264), 1089
 Meth-Cohn, O. 1077 (529), 1097
 Metlin, S. J. 1135 (202), 1163
 Metzger, J. 971 (9, 14, 15), 974 (29), 976 (14), 1082, 1083
 Metzner, P. 309 (636), 329, 611 (422), 647
 Mevis, M. E. A. H. 714 (142), 722
 Meyer, E. F. 146 (17), 147
 Meyer, G. R. 733, 737, 738 (11), 898
 Meyer, H. 13 (25), 83
 Meyer, K. 269 (478), 325
 Meyer, R. B. 97 (37), 104 (84), 125, 127
 Meyer, R. J. 97 (48), 126
 Meyers, G. E. 1074 (512), 1097
 Meyerson, S. 196 (151, 153), 198 (151), 315
 Mezaki, R. 146 (15), 147
 Michael, A. 788, 795, 798 (214), 904
 Michael, R. O. 797 (284), 906
 Michaelson, R. C. 630 (487a), 649, 1029 (235), 1030 (236), 1088
 Michajlov, L. 961 (91), 964
 Micheel, F. 704 (104c), 721
 Michejda, C. J. 787 (213), 904
 Michel, U. 557 (178), 640
 Micheli, C. de 384 (51, 53), 404 (53), 435 (51), 437, 438 (53), 519
 Michielli, R. F. 340, 341 (16), 365
 Middleton, W. J. 456, 457 (262), 526, 534 (37), 537, 542 (84), 610 (417), 636, 638, 647, 1071 (492, 493), 1096
 Migdal, S. 74 (320), 91
 Miginiac, P. 534 (4), 635
 Migita, T. 585 (312, 313), 586 (322), 587 (312, 313, 322, 324–329), 588 (312, 313, 327, 328), 589 (312, 327, 328), 644, 645
 Mihailovic, M. Lj. 999 (93), 1085
 Mihara, N. 461
 Mijlthoff, F. C. 66 (275, 277), 90
 Mikailovic, M. Lj. 1071 (491), 1096
 Milas, N. A. 1019, 1029 (182), 1087
 Milburn, R. M. 702 (96), 721

- Miles, F. B. 218 (233a), 318
 Milewski, C. A. 219 (239), 318
 Milks, J. E. 500 (421), 530
 Mill, T. 1063 (444, 445), 1095
 Millefiori, A. 39 (134), 86
 Millefiori, S. 39 (134), 86
 Miller, B. 225 (275), 319
 Miller, B. J. 251 (394), 323
 Miller, G. W. 99 (56), 126
 Miller, J. G. 61 (251, 252), 66, 67 (278), 89, 90
 Miller, L. J. 829, 845 (384), 908
 Miller, L. L. 222 (259b), 319, 354, 355 (105), 368
 Miller, M. A. 1078 (532), 1097
 Miller, R. B. 692 (62), 711 (134a–134c), 719, 722
 Miller, R. E. 1080 (555), 1098
 Miller, S. I. 155 (18), 160 (27), 220 (241, 242a, 243a, 243b), 221 (242a, 252), 311, 318, 712 (136), 722
 Millington, J. P. 260 (436), 324, 710, 711 (132), 722
 Milone, M. 28 (74), 29 (83), 84
 Milstead, K. L. 700 (89), 720
 Mimoun, H. 1029, 1031 (234), 1088
 Minami, T. 235 (301), 320
 Minasyan, M. Kh. 1102 (40), 1159
 Minas, R. J. 537, 613 (106), 638
 Minata, T. 377
 Minghetti, G. 1123, 1125 (127), 1161
 Minkin, V. I. 6–8, 13 (15), 22 (49–51), 37 (119), 48, 49, 56, 77 (15), 82, 83, 85, 487 (382), 529
 Minkoff, G. J. 1043 (308), 1090
 Minkoff, G. S. 1039 (282), 1090
 Miotti, U. 307 (626, 627), 308 (628), 329
 Mitani, M. 342 (66a), 343 (69), 348, 349 (66a), 366
 Mitra, R. B. 683 (30c), 718
 Mitsch, R. A. 537, 542 (80), 638
 Mitsudo, T. 1141 (226), 1164
 Mitsuhashi, T. 579 (280, 281, 284), 581 (281), 625 (468), 632 (280, 281, 284), 643, 649
 Mitsuyasu, T. 1007 (133), 1086
 Mittelmeijer, M. C. 960 (82), 964
 Miyano, S. 303 (611), 328, 631 (491), 649
 Miyazki, K. 1134 (182), 1163
 Mizoroki, T. 1013 (159), 1086
 Mizushima, S. 56, 63 (221), 68 (287, 288), 69 (288), 70 (287), 71 (288), 88, 90
 Mladenova, M. 247, 248 (375), 322
 Mo, Y. K. 754 (105), 768 (169), 901, 902
 Möbius, L. 385, 387, 398 (42), 458 (270), 461 (42, 306), 462 (316), 464, 465, 467 (42), 519, 526, 527, 820 (342), 907
 Mochida, G. 218 (232c), 317
 Mock, W. L. 398
 Möckel, K. 1073 (503), 1096
 Modena, G. 221 (249b, 250, 256a, 256b), 318, 822 (347), 907
 Modonov, V. B. 60 (247), 89
 Modro, A. 768 (165), 830 (389, 416), 832, 842 (389), 847, 861 (416), 902, 908, 909
 Moe, N. 342 (67), 366
 Moedritzer, K. 935 (53), 963
 Moffat, A. J. 1135 (195), 1163
 Moffatt, J. G. 265 (456–459), 324
 Mohan, S. 428 (173), 523
 Moiseev, I. I. 1003 (116, 117), 1010 (146), 1085, 1086, 1121 (119), 1161
 Mol, J. C. 936 (54), 963
 Molchanov, A. P. 633 (510, 512), 650
 Møllendal, H. 50, 55 (176), 87
 Mollin, J. 74 (323), 91
 Monahan, M. W. 736 (17), 898
 Monasterios, J. R. 760 (132), 901
 Mondelli, R. 123 (173), 129
 Monson, R. S. 218, 222 (235a), 318
 Montague, B. A. 919 (15), 962
 Montanari, F. 221 (256a), 318, 1042 (304), 1090
 Montaudo, G. 81 (358, 360), 92
 Montgomery, F. C. 196–198, 205, 206 (152), 315
 Moon, S. 564 (208), 641
 Moore, B. P. 1054 (385), 1093
 Moore, D. W. 694 (69), 720
 Moore, E. P., Jr. 609 (406), 647
 Moore, J. W. 1101 (22), 1158
 Moore, P. T. 157 (21b), 311
 Moore, W. R. 157 (21b), 311
 Moreau, C. 255 (412), 323
 Moreau, J. L. 247 (374), 249 (379), 322
 Morelli, I. 777 (182), 903
 More O'Ferrall, R. A. 167 (44), 169 (45), 178 (88), 179 (89), 186 (120), 213 (200a), 312–314, 316
 Moretti, I. 1042 (304), 1090
 Morgan, J. G. 217 (229), 317
 Morgan, K. J. 51–53 (191), 87
 Morgan, R. A. 1107, 1112, 1124 (68, 69), 1160
 Mori, K. 1013 (159), 1086
 Mori, Y. 37 (118), 85, 694 (68b), 720, 1135 (189), 1152 (279), 1163, 1166
 Moriarty, R. M. 25 (61), 84, 485 (375), 529, 992 (76), 999 (95), 1084, 1085

- Morikawa, M. 1121 (122, 123), *1161*
 Moritani, I. 204, 205 (172), 207 (182), *510*,
 537, 546 (95, 96), 572 (258), 581 (95,
 294, 295), 582 (295), 638, *643, 644*,
 1013 (158), *1086*
 Moriuti, S. 554 (143, 147, 148), 562 (148),
639, 640
 Morrell, J. C. 788 (230), *904*
 Morrell, T. C. 743 (42), *899*
 Morris, D. E. 1134 (185, 186), 1145 (252–
 254), *1163, 1165*
 Morris, D. G. 217 (228), *317*
 Morris, G. F. 196 (155), *315*
 Morris, H. F. 590 (337), *645*
 Morris, M. C. 960 (84), *964*
 Morrison, D. L. 290 (560b), *327*
 Morrison, G. A. 182, 190 (106), *314*
 Morrison, H. 1078 (534), *1097*
 Morrison, J. D. 245 (360), 322, 1140 (220),
1164
 Morrison, W. H. III 1054 (382–384), *1093*
 Morrocchi, S. 425 (157, 158), 441 (202,
 204), 443 (212), *523, 524*
 Morsley, M. 810 (319), *907*
 Mortiani, I. 1076 (526), *1097*
 Morton, A. A. 972 (21), *1083*
 Morton, W. D. 459 (278), *526*
 Mortoni, G. 921, 922, 931 (19), *962*
 Mory, R. 704 (108), *721*
 Moser, J. P. 473 (344–347), *528*
 Moser, W. E. 554, 556, 561, 569, 631 (144,
 145), *639*
 Mosher, H. S. 242 (336c), 245 (360), *321*,
 322, 687 (46a), 719, 1140 (220), *1164*
 Mosher, W. A. 1025 (216), *1088*
 Moss, R. A. 534 (28, 30, 41), 537 (75, 83,
 93), 540 (75), 542 (83), 546 (93), 552
 (41, 135), 553 (142), 557 (142, 161), 558
 (41), 559 (142, 161), 560 (41), 561 (30,
 41, 142, 161), 562 (41, 183, 199, 199a),
 564 (199, 199a, 214), 565 (30, 219, 223),
 566 (30, 41), 567 (30), 568 (30, 183, 223),
 569 (30, 142, 239, 241), 572 (257, 259),
 585 (41), 590 (331), 629, 630 (482), 631,
 632 (493), *636–643, 645, 649*
 Moulijn, J. A. 936 (54), *963*
 Moulton, W. N. 15 (30), 83, 258 (428), *324*
 Moura Campos, M. de 855 (440), 867
 (443, 444), 870 (440), 873 (443, 444),
910, 1046 (332), 1091
 Mourgues, P. 274 (492), *325*
 Mourier, G. 897 (537), *912*
 Mourning, M. C. 195 (147), *315*
 Mousseron-Canet, M. 247 (373), 322, 824
 (356), *908*
 Mouvier, G. 765 (148), 766 (149, 150), 771,
 783, 897 (148), *902*
 Movaumzade, R. G. 793 (274), *905*
 Movsumzade, M. M. 793 (274), *905*
 Moye, A. J. 701 (93a), *720*
 Mrowca, J. J. 1119 (115), *1161*
 Mucke, W. 457 (265), *526*
 Muehlberger, C. W. 870 (461), *910*
 Mueller, W. H. 829 (371–373, 376), 833,
 834 (371), 848 (417), 854 (422), *908, 909*
 Muetterties, E. L. 1106 (49), *1159*
 Mui, J. Y.-P. 537 (106), 562, 563 (191),
 565 (221), 610 (415), 613 (106, 415), 614,
 616 (415), *638, 641, 642, 647*
 Mukai, T. 579 (276), 580 (292, 293), *643*,
644
 Mukherjee, S. K. 269 (474, 477), 272 (474),
325
 Mukherjee, T. K. 697 (78b), *720*
 Mulders, J. 223 (269), 290 (564), *319, 327*
 Muljiani, Z. 97 (37), 104 (84), *125, 127*
 Mullen, R. T. 597, 598 (354), *645*
 Müller, A. 455 (251), *525*
 Müller, E. 42, 43 (143), 86, 412 (113, 114),
 414 (114), *521, 534 (21), 619 (451), 636*,
648
 Müller, F. 1181, 1230 (40), *1248*
 Müller, G. 458 (270), 526, 820 (342), *907*
 Müller, P. 1024 (215), *1088*
 Müller, R. 992 (80), *1084*
 Muller, R. G. 1132, 1142 (160), *1162*
 Müller-Hagen, G. 877 (487, 488), 878, 879,
 883, 897 (488), *911*
 Mullineaux, R. D. 1134 (168, 170, 176,
 187), *1162, 1163*
 Mumford, C. 1060 (420), *1094*
 Mundy, D. 217 (220), *317*
 Murahashi, S.-I. 537, 546 (95, 96), 572
 (258), 581 (95, 96, 294, 295), 582 (295),
 638, *643, 644, 1076 (526), 1097*
 Muraoka, K. 495 (406), *530*
 Murase, I. 556, 557 (157), *640*
 Murase, K. 101, 102 (61), 103 (74), 109,
 111 (106), *126, 127*
 Murawski, J. 792 (268), *905*
 Muray, J. 791 (261), 792 (270), *905*
 Murayama, S. T. 627 (471), *649*
 Murphy, G. J. 610, 613 (416), 632 (498),
647, 650
 Murray, J. J. 218 (236), *318*
 Murray, R. W. 361 (119), 368, 501 (423–
 425, 429), 502 (429, 437, 441–444), 503
 (429, 437, 441, 444), 504 (445a), 508
 (453), 509 (423, 429), 530, 531, 1046
 (338), 1047, 1048 (344), 1050 (363, 364),

- 1051 (363–365, 367, 368), 1052 (364, 367, 372, 373), 1053 (373), 1056 (405), 1078 (535, 536), 1091–1093, 1097
- Murrill, E. 749 (83), 900
- Murthy, D. S. N. 10 (20), 83
- Musante, C. 421, 428 (142), 522
- Musgrave, W. K. R. 789, 790 (252), 791 (260, 263–265), 792 (269), 905
- Musser, H. R. 622 (456), 648
- Mustafa, A. 635 (528), 651
- Myers, J. A. 579, 632 (284, 288), 643
- Myshenkova, T. N. 1148 (263), 1165
- Myszkiewicz, T. M. 1080 (556), 1098
- Naan, M. P. 176 (77a, 77b), 221 (254a, 254b), 313, 318
- Nachtigall, G. W. 762 (139), 902
- Nadon, L. 887 (524), 912, 987, 991 (61), 1084
- Nagakura, S. 68, 70 (287), 90
- Nagase, S. 562 (184), 641
- Nagata, S. 833 (394), 909
- Nagawa, T. W. 510 (466), 532
- Nagayama, M. 1143 (238), 1164
- Nagy, P. L. I. 1102 (37), 1159
- Nahlovsky, B. D. 123 (174), 129
- Nair, V. 442 (210), 524, 616 (439), 648
- Nakagawa, M. 205 (180), 316
- Nakaido, S. 585 (312, 313), 587 (312, 313, 325), 588 (312, 313), 589 (312), 644
- Nakajima, C. 1134 (183), 1163
- Nakamura, A. 630 (488), 649, 1107 (55), 1110 (89), 1123 (128), 1147 (260), 1159–1161, 1165
- Nakamura, Y. 1007 (133), 1086
- Nakanishi, H. 51, 52 (189), 53 (189, 198), 54 (189), 56 (224), 58 (230), 63 (224, 230, 264), 64 (264, 268), 87–89
- Nakanishi, R. 1145 (247), 1165
- Nakanisi, Y. 398 (75), 520
- Nakato, H. 1021 (197), 1087
- Nakatsuji, H. 750 (88), 900
- Nakatsuka, N. 570 (250), 642
- Nakayama, K. 585 (312, 313), 587 (312, 313, 326), 588 (312, 313), 589 (312), 644
- Nakazawa, T. 579 (276), 643
- Nalley, E. A. 34 (109), 85
- Narasimhan, N. S. 412, 414 (116), 416 (116, 132), 418 (116), 521, 522
- Narducy, K. W. 291 (576), 328
- Naruto, M. 1123 (128), 1161
- Nash, J. A. 100 (60), 117 (141, 143), 126, 128
- Naso, F. 176 (79, 79b), 177 (79b), 196 (156), 221 (250, 256a, 256b), 313, 315, 318
- Nasutavicus, W. A. 1181 (37), 1248
- Natta, G. 914 (4), 921 (18–21), 922 (18–20), 931 (19, 21), 944 (21), 962
- Naumann, H. 934 (49), 963
- Nauta, W. T. 81 (359), 92
- Navarette, B. J. 1019 (184), 1087
- Nave, P. M. 269, 271 (475), 325
- Naylor, C. G. 184 (104), 313
- Naylor, R. D. 1068 (471), 1096
- Neckers, D. C. 1056 (409), 1093
- Neetzow, F. W. 118 (145), 128
- Nefedov, B. K. 1100 (2), 1131 (135–137), 1147 (259), 1158, 1161, 1165
- Nefedov, O. M. 551 (123), 562 (193, 200), 565 (193, 218), 633 (505, 507, 513, 514, 518–520), 639, 641, 642, 650
- Neff, V. D. 94 (20), 125
- Neill, D. C. 37 (120), 85, 487, 488 (388), 529
- Nelsen, J. D. 780 (186), 903
- Nelsen, S. F. 364 (129), 368
- Nelson, A. F. 785 (196), 903
- Nelson, C. H. 1067 (464), 1095
- Nelson, R. F. 338 (50), 366
- Nerdel, F. 37 (124), 85, 684 (35a–35c), 718
- Nero, R. G. A. 44 (149), 86
- Nešić, S. 28 (76), 84
- Neubold, H. B. 570 (255), 643
- Neudorffu, J. 788 (237), 904
- Neuenschwander, M. 72 (312), 91
- Neumann, A. W. 119 (150), 129
- Neumann, H. M. 241 (326), 242 (342), 243 (345, 348), 246 (342), 321
- Neumann, R. C. 71 (309), 90
- Neumüller, O. A. 1057 (410), 1093
- Nevitt, T. D. 738 (20), 898
- Newberg, J. H. 360 (113), 368
- Newman, M. S. 279 (505), 326, 590 (330, 333), 592 (330, 343–346a), 593, 594 (330), 645
- Newmann, M. S. 687 (44), 719
- Newman, W. P. 349 (86), 367
- Newmark, R. A. 797 (284), 906
- Neye, A. 74 (324), 91
- Nga, J. L. (290), 906
- Nibbering, N. M. M. 258 (426), 324
- Nicholas, J. 600 (376, 379), 601 (379), 606 (393), 646, 647
- Nicholas, K. M. 1108 (86), 1160
- Nickell, E. C. 1051 (366), 1092
- Nickell, L. F. 1181, 1230 (41), 1248
- Nickolas, P. P. 1017 (175), 1087
- Nickon, A. (1057–1059), 1094

- Niedenbrück, H. 508 (451), 531
 Nieh, E. 509 (463), 531
 Nielsen, A. T. 223 (264), 319
 Nielsen, S. P. 972, 997, 998 (25), 1083
 Nigh, W. G. 276 (497), 325, 1017, 1077 (172), 1087
 Nikiforov, G. A. 633 (502–504), 650
 Nikolaev, G. M. 343 (68), 366
 Nikonova, L. Z. 10 (19), 83
 Nilsson, A. 332 (7), 365
 Nishida, S. 551 (122, 122a), 639
 Nishimura, J. 562, 563 (192), 641, 705, 706 (113), 721
 Nishino, M. 537, 546 (95, 96), 581 (95, 96, 294), 638, 644
 Noack, K. 1108 (82), 1160
 Noe, E. A. 75 (328), 91
 Noel, M. 425 (162), 523
 Nold, A. 457 (263), 526
 Noll, K. 992, 994 (78), 1084
 Noller, H. 155 (17), 218 (232b), 311, 317
 Nolley, J. P. 1014 (160), 1086
 Norell, J. R. 495 (408), 530
 Norman, K. O. C. 421, 422 (144), 522
 Norman, R. O. C. 764 (145), 902, 994 (83), 995 (84), 996 (83), 997, 1036 (86), 1071 (487), 1072 (495), 1085, 1096
 Normant, H. 242 (340b), 321
 Norris, W. P. 686 (43a), 719
 North, A. M. 53 (200), 88
 Northcott, J. 28 (73), 40 (137), 41 (142), 43 (145), 84, 86
 Northington, D. J. 593 (348), 645, 776 (180), 903
 Norton, C. J. 1019, 1020 (183), 1062, 1063 (440), 1087, 1094
 Notari, R. E. 290 (566), 327
 Nour, T. A. 59 (242), 89
 Novak, R. W. 777 (181), 903
 Novikov, S. S. 534 (19), 636
 Nowack, G. P. 387, 458 (54), 519
 Nowak, K. 1026 (225), 1088
 Nowlan, V. J. 829 (381), 830 (389, 410), 832 (389), 833 (381), 841 (381, 410), 842 (389), 853, 857 (381), 862 (410), 908, 909
 Nowotny, K. 223 (270), 319
 Noyce, D. S. 218 (233a, 233b), 224 (271c), 252 (398), 286 (544), 318, 319, 323, 327, 687 (45b), 719, 746 (68–70), 900
 Noyori, R. 554 (143, 147, 148), 562 (148), 639, 640
 Nozaki, H. 398 (75), 520, 554 (143, 147, 148), 562 (148), 639, 640, 1030 (236), 1088
 Nuechterlein, D. 1045 (325), 1091
 Nunes, F. 1000 (99), 1085
 Nuretdinova, O. N. 10 (19), 83
 Nussbaum, A. L. 1139 (214), 1164
 Nussey, B. 616 (440), 648
 Nussim, M. 186 (124), 314
 Nutz, K. 931, 944 (36), 963
 Nyberg, K. 337 (48), 366
 Nyburg, S. C. 783 (192a), 903
 Nye, M. J. 609 (414), 647
 Nyholm, R. S. 1101 (16), 1158
 Nyman, C. J. 1109 (88), 1160
 Oae, S. 217 (227), 317, 516 (491), 532, 1074 (513), 1097
 Oakwood, T. S. 687 (46a), 719
 Oberkirch, W. 931, 944 (36), 963
 O'Brien, C. 304 (617), 329
 Ochai, E. 1074 (510), 1097
 Ochiai, E. 1034 (253), 1089
 Ochkin, A. V. 79 (347), 92
 Ochsenreiter, P. 62 (258), 89
 O'Connor, J. J. 337 (43), 366
 O'Connor, P. R. 450, 451 (236), 525
 Oda, R. 617 (446–448), 618 (446), 648
 Odaira, Y. 592 (347), 645
 Oehme, G. 50 (175), 87
 Oehschlager, A. C. 460 (285), 526
 Oesper, P. F. 66 (279), 90
 Ofstead, E. A. 923 (24), 932 (44), 935, 937 (24), 939 (56), 941 (57), 942 (57, 60), 944, 946, 949 (24), 960, 961 (81, 83), 963, 964
 Ogata, I. 1141 (227), 1164
 Ogata, Y. 260 (432), 261 (444), 262 (446), 263 (451), 292 (616), 302 (607), 304 (615, 616), 305 (622), 306 (622, 623), 324, 328, 329, 786 (209), 787 (210), 904, 1040 (287), 1079 (546, 547), 1090, 1097
 Ogawa, M. 867, 873, 874 (445, 446), 910
 Ogg, R. A. 75 (329), 91
 Ogliaruso, M. A. 346 (76), 367
 Oglobin, K. A. 629, 633 (483), 649
 Ogloblin, K. A. 633 (512), 650
 O'Gorman, J. M. 51, 53, 56 (192), 87
 Oh, C. S. 105 (85), 127
 Oh, W. T. 16, 39 (32), 83
 Ohashi, K. 785, 801 (292), 906
 Ohlenrott, S. 79 (344), 91
 Ohloff, G. 709 (126a, 127a, 127b), 722, 1057 (410, 411), 1093, 1094
 Ohnesorge, W. E. 338 (49a, 49b), 366
 Ohno, A. 59 (238), 88
 Ohno, K. 1145 (247), 1165
 Ohno, M. 1039 (284), 1090

- Öhrn, Y. 632 (497), 649
 Ohta, A. 1074 (510, 511), 1097
 Ohta, M. 481 (368), 529, 664 (8), 669 (16), 717, 718
 Okada, K. 1039 (284), 1090
 Okamoto, Y. 204, 205 (172), 316, 739 (32), 899
 Okano, M. 617 (446–448), 618 (446), 648, 988 (66), 989 (68), 1011 (148), 1084, 1086
 Okawara, T. 304 (613), 328
 Oki, M. 51, 52 (189), 53 (189, 198), 54 (189), 55 (220), 56 (224), 58 (230), 63 (224, 230, 264), 64 (264, 268), 87–89
 Okorodudu, A. O. M. 592 (343, 344), 645
 Okuda, S. 687 (46b), 719
 Okuyama, T. 739 (31), 741 (37), 830, 832 (388), 848 (418), 899, 908, 909
 Okwyama, T. 785, 801 (292), 906
 Olah, G. A. 705, 706 (113), 721, 754 (104, 105), 756 (120, 121), 757 (122), 768 (169), 769 (120), 897 (540), 901, 902, 911, 912
 Olah, G. H. 970 (8), 1082
 Oldfield, D. 470 (336a), 528
 Olijnsma, T. 58 (228), 88
 Olin, G. R. 123 (178), 129
 Olivé, S. 928, 929 (33), 963
 Oliver, A. J. 1103 (32), 1159
 Oliver, J. E. 242, 243 (335b), 321
 Oliver, J. P. 257 (417), 323
 Oliver, K. L. 1134 (180), 1163
 Oliveto, E. P. 1044 (315), 1091, 1139 (214), 1164
 Olivier, K. L. 705 (114), 721, 1131 (138, 141–146, 148, 149), 1132 (138), 1162
 Ollis, W. D. 987 (63, 64), 1084
 Olmstead, H. D. 227 (279), 319
 Olsen, C. E. 382 (35a), 519
 Olsen, J. F. 599 (368), 646
 O'Mahoney, T. A. F. 1069, 1071, 1072, 1075 (474), 1096
 O'Neal, H. E. 131, 138 (3), 147
 O'Neill, G. J. 620 (454), 648
 O'Neill, P. P. 952 (71, 72), 964
 Ono, N. 211 (189), 316
 Oppolzer, W. 484 (373), 485 (377), 529
 Orahovats, A. 412, 414, 418 (117), 521
 Orbonic, N. 1071 (491), 1096
 Orchin, M. 917 (11), 962, 1132 (157, 166), 1133 (166), 1139, 1140 (217), 1162, 1164
 Orlov, V. D. 48 (164), 87
 Ormand, K. L. 987 (63, 64), 1084
 Orr, W. 829 (378), 830, 832 (387), 908
 Ort, M. R. (1), 364
 Orvik, J. A. 175 (75), 313
 Orville-Thomas, W. J. 32 (103), 85
 Osborn, J. A. 954 (77), 964, 1134 (177, 178), 1163
 Osipov, O. A. 6–8, 13, 48, 49, 56, 77 (15), 82
 Ossanna, O. A. 1174, 1213 (23b), 1247
 Osterberg, A. E. 1044 (317), 1091
 Ostermayer, F. 662 (5, 6), 678 (5), 717
 Ostrogovich, G. 56 (227), 88
 Oth, J. F. M. 634 (524), 651
 Otsuka, S. 557 (169), 630 (488), 640, 649, 1107 (55), 1110 (89), 1123 (128), 1159–1161
 Ott, H. 53, 54, 70 (211), 88
 Ottenbrite, R. M. 217 (224), 317
 Otto, A. 484 (374), 485 (374, 376), 529
 Ouchi, H. 979 (40), 1083
 Ouellette, R. J. 882, 886 (517), 887 (523), 892 (517), 912, 974 (31, 32), 979 (42), 986, 987, 991 (60), 1083, 1084
 Ovchinnikova, M. M. 60 (246), 89
 Overberger, C. G. 38 (131), 86, 447, 448 (226), 525
 Overbergh, N. 461–463 (310), 527
 Owen, N. L. 2, 50, 52 (10), 53 (10, 206, 209), 54 (206, 209), 55 (10), 56 (10, 209, 225), 57 (209), 60 (206, 244), 61, 70, 75 (106), 82, 88, 89
 Owsley, D. C. 835 (403), 837 (405), 909, 1017 (174), 1087
 Oxley, P. 1184 (42), 1248
 Oyama, K. 830, 847, 861 (416), 909
 Ozaki, A. 1013 (159), 1086
 Pack, J. D. 797 (284), 906
 Paddon-Row, M. N. 458 (275), 526, 579, 632 (277), 643
 Padovan, M. 308 (628), 329
 Padwa, A. 380, 388 (31), 406, 407 (86a), 412 (115, 118, 120), 413 (31, 125, 139), 414 (120, 129, 139), 416 (31, 115, 118, 120, 131), 418 (125, 139), 419 (31, 118, 120, 139), 420 (31), 519–522
 Paetzold, P. I. 430 (179), 486 (381), 523, 529
 Paetzold, R. 871 (465), 910
 Pagano, A. S. 1041 (293), 1090
 Page, M. I. 280 (507), 281 (510, 511), 283 (510), 290 (561a), 291 (575), 326, 327
 Paiaro, G. 1107 (60), 1111 (92), 1115 (110), 1159–1161
 Pak, V. D. 633 (515), 650
 Palladino, N. 251 (397), 323
 Palm, V. 132 (10), 147

- Palmer, B. W. 263 (450), 324
 Palmer, D. A. 212 (194), 316
 Palmer, G. E. 972 (26), 1083
 Palmer, H. B. 598 (356, 359), 645
 Palous, S. 1019 (187), 1087
 Palumbo, R. 1111 (92), 1160
 Pampus, G. 931 (36), 932, 933 (42), 944 (36), 963
 Panattoni, C. 1112 (103), 1161
 Pande, K. C. 891 (529), 912, 980 (48), 1083
 Pandit, U. K. 634 (527), 651
 Panke, H. L. 477 (359), 529
 Pankova, M. 198 (158, 159, 161), 199 (161, 162), 200 (162), 207, 209 (183), 315, 316
 Panse, P. 236 (306), 320
 Pansevich-Kolyada, V. I. 684 (38a), 718
 Panunzi, A. 1107 (60), 1159
 Panuzi, A. 1111 (92), 1160
 Papenroth, W. 870, 871 (452), 910
 Pappalardo, G. C. 81 (355, 356), 92
 Pappas, J. J. 502, 506 (430), 531
 Pappo, R. 1019 (186), 1087
 Paquer, D. 306 (625), 309 (634), 329, 456 (257, 259), 526, 610, 611 (418, 419), 647
 Paquette, L. A. 459 (279), 526, 805 (307), 906, 1037 (274), 1090
 Parameswaran, K. N. 1075 (521), 1097
 Parbam, M. E. 450, 451 (236), 525
 Parham, W. E. 534 (7), 586 (318–321), 636, 644
 Parham, W. R. 451 (236a), 525
 Parikh, V. M. 1021 (195), 1087
 Parish, R. V. 1209, 1220 (58), 1248
 Park, B. K. 454 (248), 525, 634 (523), 651
 Park, C. H. 564 (208), 641
 Parker, A. J. 160 (29), 210 (186), 211 (187, 188), 212 (193, 194), 213 (186, 198, 199b, 201), 215 (207), 311, 316, 317, 744 (48), 899
 Parker, G. 1107 (70), 1160
 Parker, R. E. 1041 (294), 1090
 Parker, R. G. 1102 (27), 1158
 Parker, T. W. 870 (463), 910
 Parker, V. D. 332 (7), 337 (45, 48), 340 (59), 365, 366
 Parlis, R. R. 787 (212), 904
 Parrott, M. J. 453 (242), 525
 Parry, D. 385, 387, 447 (43), 519
 Marshall, G. W. 1119 (115), 1161
 Parsonage, M. J. 142 (11), 147
 Parsons, A. E. 32 (103), 85
 Parsons, G. S. 28 (72), 84
 Partington, J. R. 49 (166), 87
 Parton, S. K. 474 (354), 528
 Partridge, M. W. 1169, 1182–1184, 1230–1233 (8a), 1247
 Partzold, P. I. 445 (217), 524
 Parungo, F. P. 690 (54c), 719
 Pascual, S. 28 (76), 84
 Pasini, A. 1033 (247), 1089
 Passerini, R. 81 (352), 92
 Pasternack, R. 341, 342 (61), 366
 Pasto, D. 1042 (305), 1090
 Pasto, D. J. 690 (54a), 719, 733, 737, 738 (11), 874, 883 (468), 898, 910, 969 (5), 1082
 Patai, S. 177 (80), 221 (248), 313, 318
 Patel, C. S. 155 (19c), 311
 Patel, M. S. 304 (614), 328
 Patrick, T. B. 562, 563 (190), 590 (190, 330, 333), 592 (330, 345), 593 (190, 330), 594 (330), 641, 645
 Pattenden, G. 1027 (230), 1088
 Patter, D. E. 410 (102), 521
 Patterson, D. B. 818, 819 (332), 907
 Pattison, F. L. M. 789 (247, 248), 905
 Pattison, V. A. 702 (97a), 721
 Patton, S. 1064 (452), 1095
 Paul, J. J. 788 (228), 904
 Paul, R. 421 (148), 492 (396), 522, 530
 Paulik, F. E. 1132 (165), 1162
 Paulik, F. W. 1134 (179), 1163
 Pauling, P. 50, 62 (179), 87
 Paulissen, R. 557 (174, 175), 590 (338), 640, 645
 Paulson, D. R. 1033 (246), 1089
 Pausacker, K. H. 1037–1039 (267), 1081 (562), 1089, 1098
 Paust, J. 569 (244, 245), 642
 Pavlović, D. 166 (40), 312
 Pawlik, F. E. 1135 (198), 1163
 Payne, G. B. 1040 (286, 289), 1043 (310, 312), 1090, 1091
 Payne, M. A. 749 (83), 900
 Peace, B. W. 556 (153, 154, 158), 630, 631 (489), 640, 649
 Peagram, M. J. 398 (74), 410 (101), 459, 464, 490 (74), 520, 521
 Peak, D. A. 1169, 1182, 1184, 1185, 1230 (8b), 1247
 Pearce, P. J. 246 (363), 322
 Pearce, R. 583 (303), 644
 Pearl, I. A. 337 (43), 366
 Pearse, P. W. B. 606 (397), 647
 Pearson, D. W. 764 (144), 902
 Pearson, I. 806 (311, 312), 807 (313), 906
 Pearson, P. S. 868 (447), 910
 Pearson, R. G. 174 (68, 70), 229 (284), 312, 313, 319, 1002 (111), 1085
 Peavy, R. 471 (339), 528
 Pechet, M. M. 752 (98, 99), 901
 Pechhold, E. 708 (125b), 722

- Pechmann, H. von 457 (263), 526
 Pederson, K. J. 748 (81), 900
 Peer, H. G. 762, 784, 796 (141), 902
 Pehk, T. 633 (504), 650
 Pejčović-Tadić, I. 28 (76), 84
 Peled, P. 221 (255), 318
 Pelkis, P. S. 35 (114), 85
 Pella, E. 441 (204b), 524
 Pellissier, N. 75 (327), 91
 Pendred, T. L. 51 (188), 87
 Pennella, F. 927, 928 (32), 963
 Penner, H. P. 972 (21), 1083
 Penton, H. R., Jr. 517, 518 (493), 532
 Peover, M. E. 336 (33), 340 (58), 365, 366
 Pereillo, J.-M. 72 (313), 91
 Perekalin, V. V. 12 (24), 83
 Perichon, J. 336 (37), 366
 Perichov, J. 1019 (187), 1087
 Perie, J. J. 875 (472), 911
 Perkins, M. J. 534 (1), 635
 Perotti, A. 435 (189), 524
 Perret, A. 715 (146), 723
 Perrin, C. 971 (18), 1083
 Perrin, C. L. 335, 361, 362 (21), 365
 Perry, N. F. 281 (517), 326
 Peskin, M. 296 (589), 328
 Petera, D. A. V. 789 (247), 905
 Peters, H. 788 (222), 904
 Petersen, D. J. 236 (304a), 320
 Petersen, S. 1172, 1179, 1181, 1187, 1188, 1225, 1226, 1234 (16), 1247
 Peterson, D. 692 (61b), 719
 Peterson, D. J. 692 (61a), 719
 Peterson, H. J. 745 (56), 899
 Peterson, M. 410 (99), 521
 Peterson, M. E. 217 (229), 317
 Peterson, P. E. 824 (357), 908
 Peterson, R. C. 332 (6), 365
 Petragnani, N. 855 (440), 867 (443, 444), 870 (440), 873, 874 (443, 444), 910
 Petrie, S. E. B. 94, 99, 119 (22), 125
 Petrov, A. A. 425 (159–161, 163), 427 (166–168), 479 (363), 523, 529
 Petrovich, J. P. 332, 336 (2a, 2b), 342 (2a), 364, 365
 Petrus, C. 443 (213), 524
 Petrus, F. 443 (213), 524
 Petterson, R. C. 538 (114), 639
 Pettit, D. J. 831 (392), 908
 Pettit, L. D. 1101 (18), 1158
 Pettit, R. 950, 951 (69), 964
 Pews, R. G. 1037 (269), 1079 (548), 1089, 1097
 Pezzoli, A. 1191 (47), 1248
 Pezzullo, J. C. 460 (287), 526
 Pfannstiel, K. 871 (450), 910
 Pfister-Guillouzo, G. 81 (357), 92
 Pfitzner, K. E. 265 (456), 324
 Pfoertner, K. 417 (135), 522
 Phelps, D. J. 258 (419), 323
 Phelps, J. (47), 366
 Philipsborn, W. von 417, 418 (136), 522
 Phillips, B. A. 2 (9), 82
 Phillips, D. C. 283 (522), 326
 Phillips, D. I. 217 (231), 317
 Phillips, R. J. 706 (119), 722
 Phillips, S. 1010 (144), 1086
 Phillips, W. M. 788 (225), 904
 Philp, R. H., Jr. 346 (74, 75), 367
 Piacenti, F. 1135 (192, 193), 1163
 Piazza, G. (178), 87
 Picker, D. 1023 (209), 1088
 Pickett, J. A. 1210, 1241 (59), 1248
 Pienkowski, J. J. 229 (285), 319
 Pierce, H. D., Jr. 572, 573 (260), 643
 Piercy, J. E. 53, 54 (204), 88
 Pierens, R. K. 28 (75), 51, 56 (193), 76 (330), 84, 87, 91
 Pierre, J.-L. 617 (444), 648
 Pietropaolo, D. 1105 (47), 1159
 Pietropaolo, R. 1102 (41, 44), 1105 (47), 1159
 Piette, J. L. 59 (240), 89
 Piette, L. H. 75 (329), 91
 Pifferi, G. 21 (44), 83
 Pigenet, C. 29, 30, 33 (84), 34 (108), 35 (113), 50 (84, 113), 59 (241), 68, 70 (290), 71 (308), 84, 85, 89, 90
 Piggott, H. A. 105 (87), 127
 Pike, J. E. 237 (308), 320, 1139 (215), 1164
 Pilcher, G. 131, 142 (2), 147
 Pilkiewicz, F. G. 631, 632 (493), 649
 Pilot, J. F. 234 (299, 300), 320, 712 (135a), 722
 Pincock, R. E. 567 (224), 642
 Pine, S. H. 551 (125), 639
 Pink, J. M. 260 (436), 324, 699 (88), 720
 Pinkus, A. G. 635 (530), 651
 Pinner, A. 1168 (1–3), 1169 (2), 1170 (1, 2), 1171 (3, 11), 1181 (38, 39), 1185 (44), 1187, 1188 (2), 1219 (2, 11), 1247, 1248
 Pinnick, H. R., Jr. 196 (153), 315
 Pino, P. 1107 (53), 1135 (192), 1139 (53), 1140 (53, 224, 225), 1141 (232, 233), 1146 (258), 1159, 1163–1165
 Pino, T. 295, 296 (586), 328
 Pinson, J. 1234, 1239, 1241 (83), 1249
 Pinter, I. 105 (88), 127
 Piozzi, F. 422 (155), 448 (232), 522, 525
 Piraino, P. 1105 (47), 1159
 Pirkle, W. H. 537, 548 (99), 585 (309), 633 (99), 638, 644

- Pirozhkov, S. D. 1148 (263), 1165
 Pistarà, S. 81 (355), 92
 Pitea, D. 22 (53), 84
 Pitterhoff, W. 569 (242, 243), 642
 Pittman, C. U., Jr. 1135 (197), 1163
 Pitts, J. N. 146 (16), 147
 Pitts, J. N., Jr. 505 (446a), 531, 1044 (314), 1091
 Pivonka, W. C. 217 (229), 317
 Plaats, G. van der 55 (219), 88
 Placucci, G. 353 (102), 367
 Plattner, J. J. 1067 (466), 1095
 Plekhanova, L. G. 633 (504), 650
 Plesničar, B. 67 (282), 90, 1037 (272), 1038 (272, 279), 1090
 Plesnicar, S. 822 (348), 907
 Plessius, H. A. 32 (104), 85
 Pletcher, D. 336 (36a, 36b, 38, 39), 337 (39), 365, 366, 977 (35, 36), 1083
 Plieninger, H. 992 (80), 1084
 Plonka, J. H. 601, 603 (385), 646
 Plorde, D. E. 690 (54c), 719
 Plueddeman, E. P. 733 (8a), 898
 Pocar, D. 421 (149), 461 (304, 305, 311, 313–315), 462 (313, 314), 522, 527
 Pocker, Y. 701 (94), 721, 734 (14), 735 (15, 16), 740, 747 (34), 898, 899
 Pohl, L. 94 (18), 101, 102 (67), 109 (105), 110 (105, 111), 123 (18), 125–127
 Pohl, S. H. 690 (54b), 719
 Polak, P. 598 (357), 645
 Polansky, O. E. 447 (228), 525
 Polanyi, M. 565 (216), 642
 Politanskii, S. F. 633 (513, 514), 650
 Pollack, P. M. 286 (544), 327
 Pollack, R. M. 293 (580), 328
 Pollak, A. 751 (96, 97), 900, 901
 Pollart, D. F. 410 (100), 521
 Pollock, P. M. 218 (233b), 318
 Polster, R. 157 (21a), 311
 Pomerantsev, V. I. 538 (111), 554 (146), 638, 640
 Pommeret, J. J. 500 (422), 530
 Ponsold, K. 802, 803 (300, 301), 906
 Pontikis, V. 107 (96), 127
 Pony, P. R. 1135 (200), 1163
 Pope, W. J. 870 (458), 910
 Pople, J. A. 64, 69, 70 (267), 89, 750 (92), 900
 Popper, T. L. 1139 (214), 1164
 Porri, L. 921, 922 (18, 20), 962, 1107, 1149 (64), 1160
 Porter, C. W. 28 (72), 84
 Porter, R. S. 99 (57), 112 (119), 126, 128
 Pospelov, M. V. 1046 (336), 1091
 Posternak, T. H. 824 (354), 907
 Potier, P. 695 (74a, 74b), 720
 Potoski, J. R. 586 (319), 644
 Potter, D. E. 688 (47), 719
 Potts, F. E. 1048 (353), 1092
 Potts, K. T. 515 (489a, 490), 532
 Poulter, C. D. 564 (209), 641
 Poutsma, M. L. 754 (107), 755 (108, 114), 756 (118), 757 (125), 759 (107), 760 (134), 762 (142), 763 (142, 143), 897 (114), 901, 902
 Powell, H. M. 1112 (102), 1160
 Powell, J. 880 (500), 911, 1102 (30), 1103 (36), 1107 (61, 74), 1159, 1160
 Powers, A. J. 790 (256), 802 (294), 905, 906
 Powers, R. M. 333, 342 (10a), 365
 Praat, A. P. 1149 (271), 1165
 Prakash, B. 51, 53 (186), 87
 Prange, T. 274 (492), 325
 Prasad, N. 1040 (290), 1090
 Pratt, D. G. 715 (145), 723
 Pratt, R. F. 177 (82), 313
 Pregaglia, G. F. 1126 (132), 1161
 Prelog, V. 4, 8, 47 (13), 82
 Press, J. B. 575 (263), 643
 Preto, R. J. 285 (535), 326
 Prévost, C. 1035 (257), 1089
 Price, B. J. 62 (257), 89
 Price, M. 285 (537), 326
 Price, M. B. 285 (536), 326
 Price, M. J. 985 (58), 1084
 Priest, L. N. 218, 222 (235a), 318
 Priestly, J. B. 97 (51), 126
 Prietz, U. 692 (57), 719
 Prileschajew, N. A. 1037 (260), 1089
 Prilezhaeva, E. N. 61 (248, 249), 89
 Pring, M. 768 (161), 902
 Pritchard, A. A. 51 (188), 87
 Pritchard, G. O. 216 (213b), 317
 Pritzkow, W. 692 (57), 719, 776, 777, 808, 819 (176), 823 (349), 829, 830, 846 (176), 877 (487, 488), 878, 879, 883 (488), 897 (349, 488), 903, 907, 911
 Privett, O. S. 1051 (366), 1092
 Probst, W. J. 562, 563, 590, 593 (190), 641
 Prokai, B. 1100 (8), 1158
 Prokojev, B. V. 60 (246), 89
 Prot, T. 22 (49), 83
 Proust, F. S. 229 (285), 319
 Proust, J. E. 120 (154), 129
 Prudent, N. 256 (415), 323
 Pruss, G. M. 197, 204 (157), 315
 Prydal, B. S. 697 (79), 720
 Pryor, W. A. 707 (120), 722, 1062 (437), 1094

- Przybyla, J. R. 537, 546 (93), 638
Pucchi, S. 1140 (225), 1164
Puda, J. M. 229 (285), 319
Pudjaatmaka, A. H. 166 (43), 312
Pudovik, A. 538 (110), 638
Pudovik, A. N. 609 (409), 647
Pugh, L. K. 1142 (234), 1164
Purlee, E. L. 745 (58), 899
Puzitskii, K. V. 1100 (2), 1148 (263), 1158, 1165

Quast, H. 584 (307, 308), 644
Queen, A. 56 (226), 59 (242), 88, 89
Quilico, A. 380 (19), 519

Raab, R. 411 (104-106), 415 (104), 416, 417 (133), 419 (106), 521, 522
Raban, M. 75 (328), 91
Rabinovitch, B. S. 537, 539, 550 (64), 637
Race, G. M. 336 (38), 366, 977 (35, 36), 1083
Radchenko, S. I. 425 (160), 523
Radford, D. V. 76 (330), 91
Radkowsky, A. E. 269 (473, 476, 479), 270 (476, 479, 480), 325
Radlick, P. 1059 (415, 418), 1061 (418), 1094
Radom, L. 64, 69, 70 (267), 77-79 (335), 89, 91
Radt, W. 626 (469), 649
Rafuse, M. J. 101 (65), 126
Rahman, M. 270, 271 (481), 325
Raimondi, L. 1126 (132), 1161
Rajadhyaksha, V. J. 575 (266), 643
Rajagopalan, P. 444 (214), 497 (416), 524, 530
Raley, C. F. 760 (136), 902
Ralls, J. O. 788 (227, 229), 904
Ramachandran, G. N. 69 (299, 300), 90
Ramey, K. C. 25 (61), 84
Ramirez, F. 234 (299, 300), 320
Ramsay, O. B. 174 (71), 313
Ramsey, J. S. 350 (94), 367
Ramsey, W. 870 (455), 910
Randall, E. W. 1102 (28), 1158
Rao, C. N. R. 59 (236), 69, 70 (236, 298), 71, 73, 74 (236), 88, 90
Rao, D. R. 309 (638), 329, 456 (255), 526
Rao, K. G. 59 (236), 69, 70 (236, 298), 71, 73, 74 (236), 88, 90
Rao, K. S. 246 (364), 322
Rao, M. J. 785, 786 (201), 903
Rapp, E. 497 (415), 530, 564, 585 (202, 203), 641
Rapp, G. A. 713 (139a), 722
Rapp, R. 1041 (299), 1090
Rappoport, H. 1067 (466), 1095
Rappoport, Z. 158 (23, 24), 159 (24), 166 (38), 175 (24, 76), 177 (80), 221 (248, 249a, 255), 222 (262), 311-313, 318, 319, 972-975 (27), 976 (33), 999 (27), 1006 (130), 1083, 1086
Rasmussen, J. R. 1108 (85), 1160
Rassweiler, C. F. 713 (137), 722
Ratcliffe, M. H. G. 497 (412), 530
Ratcliffe, R. 267 (464), 325
Rathke, M. W. 247 (371), 322
Rathore, B. S. 410 (99), 521
Ratts, K. W. 617 (442), 648
Rau, M. 768 (166), 902
Raudenbusch, W. 662 (6), 717, 1078 (533), 1097
Rauscher, B. 768 (167), 902
Rautenstrauch, V. 309 (637), 329
Ray, J. D. 75 (329), 91
Ray, W. C. 513 (477, 478), 532, 1047, 1049 (350), 1053 (379), 1092
Raymond, P. 1068 (469), 1095
Raynes, E. P. 117, 122 (142), 128
Raynolds, P. 833, 840 (393), 909
Razin, V. V. 534 (32), 636
Razumovskii, S. D. 507 (448), 510, 513 (470), 531, 532
Rea, E. J. F. 350 (91), 367
Read, L. K. 459 (279), 526
Reader, A. M. 1080 (557), 1098
Rebenstorf, M. A. 1139 (215), 1164
Reber, T. 456 (253), 526
Reddy, T. 334 (14), 365
Redfield, D. A. 782, 825 (190), 903
Redman, A. P. 1207-1209 (57), 1240 (84), 1248, 1249
Redmond, B. T. 987 (64), 1084
Redmore, D. 454, 455 (247), 525
Reed, J. W. 1032 (242), 1089
Reed, R. 242 (339), 321
Reed, R. G. 333, 334, 342, 357-359 (11), 361 (119), 365, 368
Reed, W. L. 224 (271c), 319, 746 (70), 900
Rees, C. W. 275 (493), 325, 534 (15, 25), 636
Reetz, M. 537, 544 (89), 638
Reeves, R. L. 224 (272), 289 (558), 291 (573b), 319, 327
Regitz, M. 461 (303), 471 (338), 527, 528
Regulski, T. W. 755 (109), 772 (151), 901, 902
Rei, M.-H. 875 (471), 910
Reich, H. J. 855, 857, 865 (427), 909, 1059 (414), 1094

- Reich, S. D. 575 (267), 643
 Reichardt, C. 182 (108), 314, 385 (49), 519
 Reichenbach, T. 692 (62), 719
 Reichenbacker, M. 871 (465), 910
 Reid, R. W. 513 (481), 532, (356), 1092
 Reid, W. 534 (20), 636
 Reif, D. J. 1041 (292), 1090
 Reiff, H. 228 (280c), 319
 Reimann, J. E. 288 (552), 327
 Reiminger, H. 1078 (537), 1097
 Reimlinger, H. 590 (338), 645
 Reinertshofer, J. 73 (317), 91
 Reinheckel, H. 30, 50 (87), 84
 Reinheimer, H. 1026 (225), 1088
 Reinhoudt, D. N. 459 (277), 526
 Reinitzer, F. 94 (1), 124
 Reisdorf, D. 238 (314), 320
 Reisdorf, J. 564 (204), 641
 Reiser, A. 28 (80), 31, 60 (91), 84, 85
 Reiter, P. L. 461 (306), 527
 Rekasheva, A. F. 746 (66), 900
 Rekker, R. F. 81 (359), 92
 Rembarz, G. 463 (322), 527
 Remozov, A. B. 538 (110), 638
 Rempel, G. L. 1015 (169), 1087
 Renard, J. 502 (433), 506 (433, 447), 507 (433), 531, 1050 (361), 1092
 Rengaraju, S. 28 (78), 84
 Renolen, P. 1038 (277), 1090
 Repič, O. 1022 (207), 1088
 Repkina, E. V. 1179 (34), 1248
 Resnick, P. R. 609 (408), 647
 Restivo, R. 1010 (144), 1086
 Retinskii, A. 633 (506), 650
 Retson, M. E. 1054 (386), 1093
 Rettig, K. R. 537, 547, 550 (65, 66), 552 (65, 137), 637, 639
 Rettig, M. F. 837 (405), 909
 Reucroft, J. 223 (267), 319
 Reutov, O. A. 875 (473), 882 (508), 911
 Reynaud, P. 59 (237), 68, 70 (290), 88, 90
 Reynolds, J. (15), 365
 Reynolds, R. 338 (50), 366
 Reynolds, W. F. 1107 (74), 1160
 Reynolds-Warnhoff, P. 778 (183), 903
 Ricca, A. 425 (157, 158), 441 (202, 204), 443 (212), 523, 524
 Ricciuti, C. 1064 (451), 1095
 Richards, D. H. 246 (363), 322
 Richards, J. H. 557 (170), 640
 Richards, R. E. 51 (188), 87
 Richardson, W. H. 700 (90), 720, 1060 (423), 1094
 Riche, C. 695 (74b), 720
 Richer, J. 252 (402), 323
 Richer, J.-C. 253 (406), 323, 889, 892 (527), 912, 983, 984 (54), 991 (73), 1044 (319), 1084, 1091
 Richey, W. F. 817 (329), 907
 Richter, R. F. 884, 885 (512), 912, 969 (6), 1082
 Richtmyer, N. K. 684 (37a), 718
 Rickborn, B. 258 (418), 323, 825 (361), 908
 Riddle, R. M. 118 (146), 128
 Rideal, E. K. 362 (123a), 368
 Ridgewell, B. J. 932 (41), 963
 Riebel, A. H. 1080 (552, 557), 1098
 Rieche, A. 703 (103), 721
 Ried, W. 623 (461), 626 (469), 627 (474), 648, 649
 Riely, H. L. 870 (459), 910
 Riesz, P. 897 (538), 912
 Riezebos, G. 1051 (366), 1092
 Rigby, R. D. G. 1041 (299), 1090
 Riley, R. F. 870, 871 (449), 910
 Rindone, B. 1074 (516), 1097
 Rinehart, K. L., Jr. 538 (113), 639
 Ring, D. F. 537, 539, 550 (64), 637
 Rios, A. 699 (86), 720
 Risitano, F. 406 (86), 520, 628 (478), 649
 Ritchie, G. L. D. 10 (20), 45, 46 (157), 77, 78 (335), 79 (335, 343), 83, 86, 91
 Rittenhouse, J. R. 61 (252), 66, 67 (278), 89, 90
 Ritterstein, S. 293 (580), 328
 Rizzi, G. P. 694 (68a), 720
 Ro, R. S. 211 (191a), 252 (399), 316, 323
 Roach, L. C. 217 (230), 317
 Robberts, H. L. 1019 (188), 1087
 Robbins, H. M. 216 (208a), 317
 Robbins, M. D. 204, 205 (173b), 316, 1001 (105), 1085
 Robert, A. 500 (422), 530
 Roberts, H. L. 970, 976, 977 (13), 1083
 Roberts, I. 768 (168), 902
 Roberts, J. D. 21, 28 (42), 83, 241 (330a), 321, 388 (59), 520, 1102 (27), 1158
 Roberts, M. L. 824 (359), 908
 Roberts, R. D. 987 (64), 1084
 Roberts, R. M. 285 (531), 326, 985 (59), 1084
 Robertson, G. B. 1106 (50), 1159
 Robertson, J. M. 30, 31 (86), 84
 Robertson, P. W. 764 (147), 785 (198, 199), 786 (198), 792, 793, 797, 800 (271), 819 (335), 902, 903, 905, 907
 Robin, M. B. 2, 67, 70 (8), 82

- Robins, K. R. 470 (337), 528
 Robinson, G. C. 838 (408), 909
 Robinson, I. M. 919 (15), 962
 Robinson, J. R. 778 (183), 903
 Robinson, K. K. 1135 (198, 199), 1163
 Robinson, M. A. 1220 (68), 1222 (71), 1226 (78), 1248, 1249
 Robinson, P. L. 870 (463), 910
 Robinson, R. A. 166 (42), 312
 Roček, J. 269 (473, 476, 478, 479), 270 (476, 479–481), 271 (481), 272 (484, 486), 273 (487, 488), 325, 818, 897 (338), 907, 1022 (203), 1024 (213–215), 1088
 Roch, I. Seree de 1029, 1031 (234), 1088
 Rock, E. P. 787 (213), 904
 Rodebaugh, R. K. 779 (184), 903
 Rodeheaver, G. T. 1005 (123), 1010 (147), 1086
 Rodehorst, R. 267 (464), 325
 Röder, H. 333 (8), 365
 Rodewald, L. B. 575 (268), 643
 Rodgers, A. S. 131, 138 (3), 147
 Rodgman, A. 879 (492), 911
 Rodin, O. 1063 (445), 1095
 Roe, D. K. 333 (12), 365
 Roebuck, A. 1040 (291), 1090
 Roelen, O. 1132 (156), 1162
 Rogers, F. E. 290 (566), 327
 Rogers, M. T. 788 (239), 904
 Rogowski, R. S. 26, 75 (69), 84
 Rold, T. L. 782, 825 (190), 903
 Roling, P. V. 243, 246 (352), 247 (368), 321, 322
 Roll, C. 1241 (85), 1249
 Rollig, M. 776, 777, 808, 819, 829, 830, 846 (176), 903
 Rolston, J. H. 766 (152, 155), 768 (163), 770 (152, 155), 772 (155), 902
 Romers, C. 31 (89), 66 (275, 276), 84, 90
 Ron, A. 186 (124), 314
 Rondeau, R. E. 110, 118 (112), 127
 Rondelez, F. 101, 102 (70), 126
 Ronlan, A. 332 (7), 365
 Ronsisvalle, G. 81 (356), 92
 Rony, P. R. 1006 (128), 1086
 Roon, P. H. van 55 (219), 88
 Rooney, J. J. 952 (71, 72), 964
 Roos, B. 53, 54 (205), 88
 Roper, W. R. 1100 (9), 1158
 Roque, J.-P. 254 (411), 255 (411, 412), 258 (420, 422), 298 (596), 299 (422, 598), 323, 328
 Ros, R. 1115 (111), 1117 (113), 1161
 Rosado-Lojo, O. 53 (199), 87
 Rösch, G. 1169, 1177, 1179, 1207, 1225, 1226, 1228, 1234 (6b), 1247
 Rösch, N. 1101 (23), 1158
 Rose, C. B. 573 (261), 643
 Rose, P. I. 94, 99, 119 (22), 125
 Rose, T. 601 (380), 646
 Rosen, S. 803 (302), 906
 Rosenbaum, C. K. 714 (140a), 722
 Rosenberg, E. 1102 (28), 1158
 Rosenberg, H. E. 598 (357), 645
 Rosenberg, H. M. 118 (147), 128
 Rosenblatt, D. H. 695 (70, 73), 720
 Rosenblum, M. 1108 (86), 1160
 Rosenkranz, H. J. 412 (116), 413 (121), 414, 416, 418 (116), 521
 Rosenthal, A. 1139 (216), 1164
 Rosenthal, R. 1044 (316), 1091
 Rosmus, P. 64 (269), 89
 Ross, J. 1064 (450), 1095
 Ross, S. D. 332 (6), 365
 Rosser, M. J. 757, 759, 760 (124), 901, 1045 (326), 1091
 Rossi, L. M. 461 (305), 527
 Rossi, S. 456 (261), 526
 Roswell, D. F. 1061 (428), 1094
 Roth, H. D. 551 (124), 552 (129–134), 639
 Roth, J. F. 1134 (179), 1135 (198, 199), 1163
 Roth, W. D. 420 (141), 522
 Roth, W. R. 220 (246a), 318
 Rothstein, E. 715 (145), 723
 Rottschaefer, S. 185 (113), 314
 Rouse, R. A. 1051 (371), 1092
 Roussi, G. 243 (350, 354a, 354b), 321, 322
 Rowe, A. 230 (289), 320
 Rowe, C. A., Jr. 225 (277), 319
 Rowland, F. S. 537, 539 (71), 637
 Row-Schmitt, M. C. 230 (289), 320
 Roy, D. N. 515 (489a), 532
 Royer, R. 81 (357), 92
 Rozantsev, G. G. 534 (19), 636
 Ruane, M. 212 (193, 194), 213 (198), 316, 744 (48), 899
 Ruasse, M. F. 769 (171a), 775 (171a, 174, 175), 776 (175), 902
 Ruboff, J. R. 742 (38), 899
 Ruccia, M. 422 (155), 522
 Ruch, R. R. 258 (428), 324
 Rüchardt, C. 236 (306), 320, 703 (100), 721
 Rudkovski, D. M. 1135 (191), 1163
 Rudolph, S. E. 242 (334), 321
 Ruess, K.-P. 73 (319), 74 (324), 91
 Ruff, O. 788 (236, 243, 244), 904

- Runyon, J. R. 760 (136), 902
 Rupilius, W. 1132, 1133 (166), 1162
 Russell, G. A. (15), 365, 701 (93a), 720
 Russell, J. R. 802 (295), 906
 Rutherford, K. G. 217 (224), 317
 Rutner, E. 47, 48 (162), 87
 Rüttinger, R. 1003–1005, 1015 (112), 1085
 Ryabova, K. G. 1148 (263), 1165
 Rylander, P. N. 1020 (192), 1087, 1140 (222), 1164
 Ryzhov, V. A. 425 (163), 523
 Rzepa, H. S. 440 (199), 524

 Sabin, J. R. 632 (497), 649
 Sable, H. Z. 824 (354), 907
 Sackman, E. 97 (40), 126
 Sackman, H. 95, 99 (31), 125
 Sadek Boulous Gourbran, L. 455 (252), 526
 Sadekov, I. D. 22 (50, 51), 83
 Sadler, I. H. 562, 563 (188), 641
 Sadler, J. L. 363 (124), 368
 Sadova, N. I. 49 (170), 87
 Saegbarth, K. A. 1022 (206), 1088
 Saegusa, T. 556, 557 (157), 631 (490), 640, 649
 Saeva, F. D. 112 (123), 123 (178), 128, 129
 Sagatys, D. S. 218, 222 (235b), 318, 748 (78), 749 (83), 900
 Sagus, L. 1141 (231), 1164
 Said, E. J. 761 (137), 902
 Said, E. Z. 797 (288), 906
 Saiki, Y. 586, 587 (322), 644
 Saillant, R. B. 1144 (240), 1165
 Saines, G. 745 (52), 899
 Saito, K. 580 (292, 293), 644
 Saito, Y. 879 (493), 911, 971, 977 (16, 17), 1083
 Sajus, L. 1029, 1031 (234), 1088
 Sakagami, T. 739 (31), 899
 Sakai, M. 1069 (476), 1070 (486), 1096
 Sakai, S. 1054 (387), 1093
 Sakakibara, T. 592 (347), 645
 Sakini, V. E. 1071 (489), 1096
 Sakiyama, F. 1054 (387), 1093
 Sakuraba, M. 1147 (260), 1165
 Salaman, A. M. 1172, 1177, 1186, 1187, 1189–1191, 1194, 1229, 1243, 1244 (14), 1247
 Salem, L. 394 (70, 71), 423 (156), 450 (70), 520, 523
 Salinger, R. M. 242 (336c), 321
 Salomaa, P. 277 (500), 285 (532), 286 (545), 325–327
 Salomon, C. 1141 (232, 233), 1164
 Salomon, R. G. 556 (156), 640
 Salvesen, K. 297 (590, 591), 328
 Salzer, A. 1107 (70), 1160
 Sam, D. J. 1023 (210), 1088
 Sammes, P. G. 223 (267), 319
 Samuel, D. 713 (139b), 722
 Samulski, E. T. 94 (11), 125
 Samyn, C. 461–463 (310), 527
 Sand, J. 874 (467), 910
 Sander, E. G. 292 (578), 328
 Sander, M. 609, 611 (411), 647
 Sanders, D. G. 575 (263), 643
 Sandhu, J. S. 428 (173), 523
 Sandri, J. M. 612 (426), 648
 Sandstrom, W. A. 288, 300 (553), 327
 Sanesi, M. 81 (353), 92
 Sankey, G. H. 281 (511), 285 (527), 326
 Sano, H. 1147 (261, 262), 1165
 Santaniello, E. 1074 (516), 1097
 Saraswathi, N. 55, 59 (218), 88
 Sargent, G. D. 823 (350), 907
 Sasaki, O. 989 (68), 1084
 Sasaki, T. 422 (151), 474 (355), 522, 528
 Sato, S. 481 (368), 529
 Sato, T. 1111, 1128 (93), 1160
 Sauer, J. 371, 374, 393, 398, 404, 421 (1), 430 (176), 431, 447, 475, 479, 486, 497, 509 510 (1), 518, 523, 819 (333), 907
 Sauers, C. K. 686 (43c), 719
 Sauers, R. R. 1038 (280), 1090
 Saunders, W. H., Jr. 153, 154 (2), 155 (8), 160 (28), 170 (53), 172 (63), 173 (66), 178 (2, 8, 86), 180 (63, 91, 92), 181 (63), 185 (63, 113), 186 (115, 119a, 119b), 189 (8, 119a, 119b), 196 (152), 197 (8, 152, 160), 198 (152, 160), 199 (92), 201 (8, 166), 203 (166), 204 (171), 205 (152, 171, 178, 179), 206 (152), 214 (8), 216 (8, 212b), 217 (212b), 218 (232a), 220 (242b), 221 (242b, 249c), 311–318, 654, 669 (1), 717
 Saupe, A. 94 (19, 27), 97 (41, 42), 98 (19), 104 (78, 79), 123 (171), 125–127, 129
 Saveant, J. M. 342 (67), 358, 360 (112), 366, 368
 Savinykh, Y. V. 633 (508), 650
 Savory, J. 789, 790 (252), 905
 Savoy, M. G. 734 (13), 898
 Sawaki, Y. 263 (451), 305 (622), 306 (622, 623), 324, 329, 1040 (287), 1079 (546, 547), 1090, 1097
 Saxby, J. 81 (354), 92
 Sayer, J. M. 296 (589), 297 (593), 298 (594, 595, 597), 328

- Sbrana, G. 1135 (192), 1163
 Scala, L. C. 112 (121), 128
 Scamehorn, R. G. 701 (93b), 721
 Scanio, C. J. V. 683 (30a, 30b), 718
 Scarpati, R. 461 (309), 527
 Scartoni, V. 777 (182), 903
 Schaaf, T. K. 251 (387), 322, 1046 (333), 1091
 Schaap, A. P. 1056 (407, 409), 1060 (421, 422), 1093, 1094
 Schachschneider, J. H. 1148 (265), 1165
 Schachtschneider, J. H. 949 (65, 67), 950, 954 (67), 964
 Schade, G. 1059 (416), 1094
 Schadt, C. 513 (475), 532
 Schadt, F. 205 (178), 316
 Schadt, M. 120 (161), 121 (162), 129
 Schaefer, J. P. 1067 (463), 1095
 Schaeffer, W. D. 710, 711 (131), 722, 1131 (141), 1162
 Schäfer, H. 269, 272 (472), 325, 704 (104d), 721
 Schäfer, V. 475 (358a), 529
 Schäfer, W. 508 (451), 531
 Schall, C. 349 (85), 367
 Schanti, J. 1074 (508), 1096
 Schaumann, E. 3, 71 (12), 82
 Scheben, J. A. 1153 (282), 1166
 Schechter, H. 635 (529), 651
 Scheckenbach, F. 619 (453), 648
 Scheer, W. 471 (341), 473 (343, 348), 498 (418), 528, 530
 Scheerer, B. 408 (95), 409 (95, 97), 521
 Scheffer, J. R. 1056, 1061 (404), 1093
 Scheffer, T. J. 119 (149), 129
 Scheffold, R. 557 (178), 640
 Scheiner, P. 387, 458 (54), 459 (282, 284), 460 (295), 519, 526, 527, 738 (22), 899
 Schell, R. A. 1145 (246), 1165
 Schellenberger, A. 50 (175), 87
 Schemyokin, M. M. 1074 (514), 1097
 Schenck, G. O. 1056 (401), 1057 (410, 411), 1061 (401), 1081 (558), 1093, 1094, 1098
 Schenck, M. 348 (84), 367
 Scherrer, H. 707 (123), 722
 Scheurle, B. 101, 102, 110 (68), 126
 Scheutzwow, D. 339 (55), 366
 Schiess, P. W. 654, 656, 665, 698, 712 (3c), 717
 Schildcrout, S. M. 818, 819 (332), 907
 Schildknecht, H. 1074, 1077 (509), 1097
 Schilling, P. 705, 706 (113), 721, 756, 769 (120), 901
 Schimpf, R. 627 (475), 649
 Schindler, O. 9, 24, 60 (57), 70 (305), 72 (305, 312), 76 (305), 84, 90, 91
 Schissel, P. O. 579, 632 (279), 643
 Schlaf, H. 339 (55), 366
 Schlenk, W. 241 (327a, 327b), 321
 Schlenk, W., Jr. 241 (327a), 321
 Schlessinger, R. H. 1061 (431), 1094
 Schleyer, P. von R. 464 (323), 527, 575 (265), 643, 740 (33), 743 (47), 750 (90), 899, 900
 Schlindler, O. 32 (95), 84, 85
 Schlittler, E. 687 (46c), 719
 Schlosser, M. 222 (258), 233, 237 (295), 319, 320, 568 (233), 642
 Schlunke, H. P. 261 (443), 324
 Schmalstieg, F. C. 290 (569), 327
 Schmeisser, M. 790 (254), 905
 Schmid, G. H. 746 (63), 755 (109), 768 (165), 770, 798–800 (285), 829 (381), 830 (386, 389, 410, 416), 832 (389), 833 (285, 381, 395–397), 834 (400), 835 (401), 837 (406), 839 (409), 840 (386), 841 (381, 410), 842 (389, 411), 843, 845 (285), 847 (416), 849 (421), 853 (381), 855 (285, 430, 431), 857 (285, 381, 430, 431, 442), 858 (285), 859 (285, 409), 861 (285, 416), 862 (285, 410, 430), 864, 866 (285, 430), 867, 868 (285), 869 (285, 430), 870 (285, 430, 431, 442), 871–873, 897 (285), 900–902, 906, 908–910
 Schmid, H. 412 (116, 117, 119), 413 (119, 121), 414 (116, 117, 126, 128, 128a), 415 (128), 416 (116, 130, 132), 417 (134–136), 418 (116, 117, 136, 138), 419 (140a), 420 (128a), 521, 522
 Schmid, M. 704 (108), 721
 Schmid, U. 417 (135), 522
 Schmid, V. 414, 415 (128), 522
 Schmidt, G. M. J. 21 (47), 83
 Schmidt, H. 789 (251), 905
 Schmidt, R. 429, 430 (175), 486 (379), 523, 529
 Schmitez, H. 788 (240), 904
 Schmitz, B. 668 (13), 717
 Schmitz, E. 703 (103), 721
 Schneider, H.-J. 738 (24), 899
 Schneider, J.-J. 772 (173), 902
 Schneider, R. 242 (340a), 321, 352 (97), 367
 Schneider, W. 458 (272), 526
 Schneider, W. P. 237 (308, 311), 320
 Schnell, R. A. 1134 (173), 1163
 Schoefer, F. C. 477 (360), 529
 Schoen, N. M. 340 (58), 366

- Schoental, R. 1019 (185), 1087
 Scholastico, C. 1074 (516), 1097
 Schöllkopf, U. 534 (22), 537, 544 (89, 90), 550 (90), 565 (217), 569 (217, 242–247), 583 (302), 636, 638, 642, 644
 Schöllkopf, V. 467 (329), 528
 Schöllner, R. 701 (93c), 721
 Scholz, H.-U. 537, 544, 550 (90), 638
 Schomaker, J. H. 387, 458 (54), 519
 Schomaker, V. 51, 53, 56 (192), 87
 Schon, N. 931, 944 (36), 963
 Schönberg, A. 611 (420, 421), 612 (423), 626 (470), 628 (421), 647, 649
 Schonberg, M. 977 (34), 1083
 Schonhorn, H. 94, 120 (23), 125
 Schotsman, L. 194 (142), 315
 Schowen, R. L. 290 (561b), 327
 Schrauzer, G. N. 1148 (264), 1165
 Schreiber, J. 709 (127a, 127b), 711 (133), 722
 Schreiber, K. 694 (68c), 720
 Schreiber, M. R. 201, 203 (166), 315
 Schriesheim, A. 225 (277), 319
 Schröder, G. 509 (458), 531, 634 (524), 651, 1049 (357), 1050, 1051 (362), 1092
 Schroeder, D. C. 114 (131), 128
 Schroeder, G. 1131 (151), 1162
 Schroeder, J. P. 114 (131), 128
 Schroeter, S. 1057 (410, 411), 1093, 1094
 Schroeter, S. H. 252 (401), 323
 Schubert, C. 760 (131), 901
 Schubert, H. 100 (58, 59), 126, 240 (319), 320
 Schubert, R. 107 (99), 127
 Schubert, W. M. 745 (53, 57), 746 (53, 61), 749 (53, 61), 899
 Schudde, E. P. 762 (140b), 902
 Schug, K. 220 (241), 318
 Schuijl, P. J. W. 51, 53, 59, 60 (194), 87
 Schulte-Elte, K. H. 709 (127a), 722
 Schultz, R. 1007 (132), 1086
 Schultz, R. G. 1006 (128), 1086, 1111 (91), 1160
 Schulz, H. F. 1135 (194), 1163
 Schumacher, E. 670 (18), 718
 Schumacher, H. J. 788 (240), 904
 Schuster, E. 790 (254), 905
 Schuster, P. 447 (228), 525
 Schwabe, K. 333 (10b), 365
 Schwarcz, A. 766 (153), 902
 Schwartz, G. M. 568 (232), 642
 Schwartz, N. N. 1038 (278), 1090
 Schwarz, W. 667 (12), 690 (52), 717, 719
 Schwarzer, H. 703 (100), 721
 Schweizer, E. E. 235 (301), 320, 534 (7), 620 (454), 636, 648
 Schwendeman, R. H. 26, 75 (69), 84
 Sciacovelli, O. 38, 46 (130), 86, 196 (156), 315
 Scilly, N. F. 246 (363), 322
 Scott, F. L. 1069, 1071, 1072 (474), 1073 (504), 1075 (474), 1096
 Scott, G. 1062 (435), 1094
 Scott, J. M. W. 356 (17), 360 (17, 116), 365, 368
 Scott, K. W. 923, 935 (23, 24), 936 (23), 937 (24), 938 (23), 939 (56), 944, 946, 949 (24), 963
 Scott, L. T. 556, 575 (267), 643
 Scouten, C. G. 220 (246b), 318
 Scribner, R. M. 461 (301), 527
 Scruggs, J. A. 1222 (71), 1248
 Scudder, P. H. 570 (255), 643
 Secci, M. 240 (324), 321
 Seconi, G. 32, 54, 62, 63, 65 (100), 85
 Sedlmeier, J. 1003 (112, 115), 1004 (112, 120), 1005, 1015 (112), 1085
 Sedrati, M. 452 (239), 453 (241), 458 (239), 525
 Seebach, D. 410 (98), 521, 583 (301), 644
 Seeman, V. 824 (358), 908
 Segnitz, A. 1107, 1112 (56), 1159
 Seidel, A. K. 116, 117 (135), 128
 Seidel, M. 428 (170), 429 (170, 175), 430 (175), 523
 Seidel, M. C. 702 (99b), 721
 Seidig, K. D. 1078 (539), 1097
 Seidl, H. 380 (29), 385, 387 (45), 492 (45), (397–400), 494 (400, 405), 495 (405), 519, 530
 Seidl, M. 380 (17), 518
 Seiyaina, T. 218 (232c), 317
 Selman, L. H. 564 (211), 641
 Selva, A. 441 (202, 204b), 524
 Selwitz, C. M. 1005 (122), 1006 (127), 1086
 Semmelhack, M. F. 705 (111), 721
 Semon, W. L. 870 (462), 910
 Semper, L. 487 (384), 529
 Senda, Y. 252, 253 (404, 405), 323
 Senning, A. 456 (258), 526
 Ser, S. 357 (110), 368
 Sera, A. 705 (109), 721
 Sergeeva, N. S. 1131 (135–137), 1147 (259), 1161, 1165
 Serve, D. 332 (5), 365
 Servé, M. P. 110 (112), 118 (112, 147), 127, 128
 Seyden-Penne, J. 230 (289, 291), 231 (292), 320

- Seyferth, D. 537 (102, 106), 538 (102), 557 (102, 177), 562, 563 (191), 565 (221), 608 (399–405), 610 (405, 415, 416), 612 (405), 613 (106, 415, 416, 430, 431, 434), 614 (415), 616 (404, 415), 619 (452), 620 (430), 628 (479), 632 (498–500), 633 (500, 501), 638, 640–642, 647–650
- Shabanov, A. L. 793 (274), 905
- Shafran, R. N. 551 (123), 562 (193, 200), 565 (193), 639, 641
- Shakespeare, W. 568 (231a), 642
- Shalon, Y. 1020 (194), 1087
- Shama, M. 1046 (327), 1091
- Shand, W. 51, 53, 56 (192), 87
- Shanshal, M. 601, 603 (386a), 646
- Shapiro, E. A. 633 (518), 650
- Shapiro, S. A. 766, 767 (154), 902
- Shapley, J. R. 954 (77), 964
- Sharefkin, J. G. 690 (54b), 719
- Sharkey, W. H. 610 (417), 647
- Sharma, N. K. 239 (317), 320
- Sharp, D. B. 1059 (414), 1094
- Sharp, J. A. 1027 (228), 1088
- Sharp, J. H. 363 (125), 368
- Sharpe, P. E. 123 (178), 129
- Sharpless, E. 123 (175), 129
- Sharpless, K. B. 817 (327), 855, 857, 865 (426), 907, 909, 1022 (207), 1025 (219), 1029 (235), 1030 (236), 1032 (239), 1045 (322), 1066 (461, 462), 1067 (461), 1088, 1089, 1091, 1095
- Shashkov, A. S. 855, 870 (433b), 910
- Shaw, B. L. 1102 (41), 1104 (46), 1108 (76), 1112 (106), 1144 (242), 1159–1161, 1165
- Shaw, J. T. 1192 (49), 1248
- Shaw, M. F. 1019 (184), 1087
- Shaw, P. E. 1065 (458), 1095
- Shaw, P. M. 218 (237), 318
- Shaw, R. 131, 138 (3, 5, 6), 140, 141 (5, 6), 145 (6), 147
- Shaw, W. G. 94 (6), 125
- Shearer, D. A. 879 (492), 911, 971, 972 (20), 1083
- Shechter, H. 459 (283), 526, 575 (263), 579, 632 (282), 643
- Sheehan, J. C. 457 (264), 526, 613 (433), 614 (435, 436), 648
- Sheka, I. A. 35 (114), 85
- Shelton, J. R. 217 (217), 317
- Shemanina, V. N. 855 (424, 425), 909
- Shemyakin, M. M. 237 (309, 310), 238 (310), 320
- Shen, C.-M. 266 (460), 324
- Shen, Y. H. 552 (140a), 639
- Sheng, M. N. 1029 (233), 1088, 1089
- Shepard, J. P. 1023 (208), 1088
- Sheppard, N. 53, 54, 60, 61, 70, 75 (206), 88
- Shergina, N. I. 60 (245), 89
- Sheridan, J. 53, 54, 56, 57 (209), 88, 445, 446 (221), 525
- Sherrod, S. A. 222 (261a), 319
- Shevchuk, V. U. 633 (513, 514), 650
- Shevedova, I. B. 551 (123), 633 (519), 639, 650
- Shevlin, P. B. 598 (358), 599 (369), 600 (358, 377, 378), 645, 646
- Shibata, S. 68–70 (286), 90
- Shields, T. C. 1152 (278), 1166
- Shih, C. S. 97 (46, 49), 126
- Shih, H. 610, 613, 614, 616 (415), 628 (479), 647, 649
- Shih, H.-M. 613 (430), 619 (452), 620 (430), 632, 633 (500), 648, 650
- Shih-Lin, Y. 385 (44), 519
- Shima, M. 181 (102b), 313
- Shimanouchi, T. 68 (288), 69 (288, 293), 70 (293), 71 (288), 90
- Shimizu, N. 551 (122, 122a), 639
- Shimokawa, Y. 562, 568 (194), 641
- Shiner, V. J. 165 (37), 258 (423, 425), 312, 323, 690 (53), 719
- Shiner, V. J., Jr. 186 (125), 258 (427), 314, 324, 590 (336), 645
- Shirakawa, K. 1076 (523), 1097
- Shoesmith, D. W. 347 (79), 367
- Shohamy, E. 158, 159, 175 (24), 311
- Shono, T. 336 (40a, 40b), 337 (40a, 40b, 41), 342 (66a), 343 (69), 348, 349 (66a), 366
- Short, M. R. 459 (279), 526
- Short, S. A. 173, 214 (67b), 312
- Short, W. F. 1169, 1182, 1183 (8a), 1184 (8a, 42), 1230–1233 (8a), 1247, 1248
- Shostakovskii, S. M. 633 (506, 509), 650
- Shott-Lvova, E. A. 39 (132), 73 (318), 86, 91
- Shoua, S. 243 (358a, 358b), 322
- Shoulders, B. A. 509 (459), 531, 1049 (359), 1092
- Showell, J. S. 802 (295), 906
- Shryne, T. M. 705 (112a), 721
- Shupe, R. D. 243 (355), 322
- Shvo, Y. 2, 39, 42 (6), 82
- Sicher, J. 155, 164, 189 (11), 190 (136), 192 (11, 137–141), 193 (138–140), 194 (137, 141, 143), 195 (11, 146, 148), 198 (158, 159), 311, 314, 315, 776 (179), 903

- Siddal, T. H. 68–71 (284), 90
 Siddall, T. B. 683 (30d), 718
 Siddall, T. H. 69 (295), 90
 Sieber, R. 1003–1005, 1015 (112), 1085
 Sieber, W. 414 (126, 128), 415 (128), 521, 522
 Soegfried, T. H. 674 (23), 718
 Sienkowski, K. J. 537, 546 (94), 638
 Siirala-Hansen, K. 1107 (59), 1128 (59, 133, 134), 1159, 1161
 Silbert, L. S. 802 (295), 906
 Silvan, M. P. 309 (638, 640), 329
 Silver, S. M. 298 (597), 328
 Silverstein, R. M. 1063 (445), 1095
 Silvon, M. P. 384 (52), 456 (255), 519, 526
 Sim, G. A. 30, 31 (86), 61 (256), 84, 89
 Simandoux, J. C. 746, 749 (62), 899
 Simanouti, T. 68, 70 (287), 90
 Simmons, H. D., Jr. 537, 613 (106), 638
 Simmons, H. E. 534, 556 (44), 567 (223a), 637, 642, 824 (357), 908
 Simmons, H. G. 1023 (210), 1088
 Simon, D. Z. 1050 (361), 1092
 Simon, O. Z. 506 (447), 531
 Simon, W. 28 (76), 84
 Simonetta, M. 2 (7), 82
 Simons, J. H. 790 (259), 870 (453), 905, 910
 Simonyan, L. A. 455 (250), 525
 Simpson, M. M. 788 (221), 795 (281), 904, 906
 Simpson, W. R. J. 347 (77b), 367
 Sims, J. 374 (4, 5), 375 (4), 376 (4, 5), 378, 379 (4), 388, 394 (4, 5), 395 (5), 399 (4, 5), 400 (5), 414 (4), 422, 432 (5), 446 (4), 447 (4, 5), 448, 453, 466 (5), 479 (4, 5), 492 (5, 401), 493 (401), 518, 530
 Sims, J. J. 564 (210, 211), 641
 Šindelář, K. 59 (239), 89
 Singer, E. 611, 628 (421), 647
 Singer, M. I. C. 240 (322), 320
 Singer, M. S. 242 (336c), 321
 Singh, A. N. 69, 77 (297), 90
 Singh, B. 413 (122–124), 521
 Singh, G. 608 (402), 647
 Singh, N. 428 (173), 523
 Singh, U. P. 515 (489a), 532
 Singleton, D. M. 221 (247a, 247b), 318
 Sinico, A. 307 (626), 329
 Sinke, G. C. 131 (1), 147
 Sinonarc, R. 992, 994 (78), 1084
 Sisida, K. 461
 Sixma, F. L. J. 1047 (345), 1091
 Sjöberg, K. 1107 (59), 1128 (133), 1159, 1161
 Skaletz, D. 352, 360 (98b), 367
 Skaletz, D. H. 360 (114), 368
 Skarlos, L. 1000 (100), 1085
 Skell, P. S. 156 (20), 311, 535 (54–56), 536 (58), 537 (67, 68, 91, 104), 539 (56, 67, 68), 545 (91), 550 (119–121), 552 (55, 138, 139), 560 (104), 564 (205), 590 (332), 591 (332, 341), 600 (369a), 601 (138, 139, 341, 381, 382, 384, 385), 602 (138, 381, 382, 384), 603 (384, 385), 604 (332, 341, 387), 605 (341, 369a), 606 (387a, 388), 607 (398), 634 (521), 637–639, 641, 645–647, 650, 706, 707 (116), 721, 787 (212), 819 (336), 904, 907
 Skiles, B. F. 1228 (80), 1249
 Skinner, H. A. 1108 (77), 1160
 Skinner, J. F. 65 (272), 89
 Sklar, R. 687 (46c), 719
 Skold, C. N. 1061 (431), 1094
 Skorobogatova, E. V. 831 (391b), 908
 Slac, S. 167 (44), 312
 Slatcs, H. L. 695 (71b), 720
 Slaugh, L. H. 1134 (168, 170, 176, 187), 1162, 1163
 Slawjanow, A. 681 (26), 718
 Sleezer, P. D. 972 (27), 973 (27, 28), 974, 975, 999 (27), 1083
 Slie, W. M. 53 (201), 88
 Slip, H. M. 60 (244), 89
 Sloane, R. B. 1033 (246), 1089
 Slobodin, Y. M. 633 (511), 650
 Slomp, G., Jr. 1054 (389), 1093
 Slotterbeck, O. C. 1135 (203), 1163
 Smael, P. 425 (164), 523
 Small, P. A. 942 (59), 964
 Small, R. W. H. 72, 75 (310), 91
 Smalla, H. 45 (155), 86
 Smalley, R. K. 473 (351), 528
 Smart, B. E. 781 (188, 189), 903
 Smat, R. J. 196 (155), 315
 Smedslund, T. 871 (451), 910
 Smentowski, F. J. (15), 365
 Smets, G. 387 (55), 460 (294), 461 (310, 312), 462, 463 (310), 467 (55), 468 (55, 294, 331, 332, 334, 335), 469 (55, 334–336), 470 (336b), 519, 527, 528
 Smid, J. 181 (102b), 313
 Smidt, J. 1003 (112, 115), 1004 (112, 120), 1005, 1015 (112), 1085, 1111 (99), 1160
 Smirnov, R. P. 1179 (33), 1204 (55b), 1211 (33), 1247, 1248
 Smirnova, T. S. 556 (155), 640
 Smissman, E. E. 217 (222), 317
 Smit, V. A. 855, 870 (433b), 910
 Smith, A. B., III 389 (60), 520

- Smith, B. F. 711 (134b, 134c), 722
 Smith, B. W. 217 (228), 317
 Smith, C. K. 286, 287 (543), 327
 Smith, C. P. 234 (299, 300), 320
 Smith, C. W. 470 (337), 528
 Smith, D. J. H. 235, 236 (302), 320
 Smith, G. 268 (469), 325
 Smith, G. G. 155 (16), 216, 217 (212a),
 311, 317
 Smith, G. W. 99 (55), 103 (75), 126
 Smith, H. A. 742 (38), 899
 Smith, H. G. 788, 797, 798 (217, 218), 799
 (218), 904
 Smith, J. R. L. 1033 (244), 1089
 Smith, J. S. 196 (155), 315
 Smith, J. W. 44 (150), 69 (296), 77 (338),
 86, 90, 91
 Smith, M. C. 285 (527), 326
 Smith, P. A. S. 696, 699 (76), 720
 Smith, P. J. 180 (99a–101), 181 (99a, 99b,
 100), 186 (117), 187 (99a, 99b, 117),
 196, 199 (101), 268 (467), 313, 314, 325
 Smith, R. D. 567 (223a), 642
 Smith, R. A. 737, 744 (19), 898
 Smith, R. D. 1007 (131), 1086
 Smith, R. E. 69 (301), 90
 Smith, R. L. 538 (115), 639
 Smith, S. G. 211 (187), 242 (334, 335a,
 336b), 243 (335a, 336b, 347), 316, 321
 Smith, W. B. 241 (329), 321
 Smith, W. E. 608 (400, 401a), 610, 613,
 614, 616 (415), 647
 Smithen, C. E. 534 (15), 636
 Smithers, R. H. 825, 826 (365), 908
 Smolanoff, J. 380, 388 (31), 412 (115, 120),
 413 (31, 125), 414 (120, 129), 416 (31,
 115, 120, 131), 418 (125), 419 (31, 120),
 420 (31), 519, 521, 522
 Smoliková, J. 69 (302), 70 (303), 90
 Smolyan, Z. S. 755 (112), 901
 Smudin, D. J. 562, 564 (199a), 641
 Smyth, C. P. 66 (279), 90
 Sneed, M. C. 790 (253), 905
 Sneen, R. A. 216 (208a, 208b), 317
 Snegireva, F. P. 1178 (30), 1199 (53), 1247,
 1248
 Snegotskii, V. I. 61 (249), 89
 Šnobl, D. 32 (101), 85
 Snoble, K. A. J. 233, 236 (298), 320
 Snyder, E. I. 196 (154), 315, 383, 384 (39),
 519
 Snyder, J. P. 430 (178), 467 (327), 468
 (333), 523, 528
 Snyder, L. C. 97 (40), 123 (172), 126, 129
 Snyder, R. 690 (54a), 719
 Sobhy, M. 441 (203), 524
 Sohn, M. B. 534 (40), 538 (40, 108), 636,
 638
 Sojka, S. A. 825 (367), 908, 1042 (302),
 1090
 Soki, M. 992 (79), 1084
 Sokolov, V. I. 875 (473), 882 (508), 911
 Solladié, G. 251 (393), 323
 Sollenberger, P. Y. 748 (76), 900
 Solly, R. K. 144, 146 (12), 147
 Solon, E. 364 (130), 368
 Solsky, J. F. 124 (176), 129
 Sommer, K. 693 (66), 719
 Sommer, L. H. 692 (58a), 719
 Sone, K. 68–70 (286), 90
 Sonnenberg, J. 564 (207), 641
 Sonoda, W. 1065 (459), 1095
 Soref, R. A. 101 (65), 126
 Sørensen, A. M. 63 (263), 89
 Sörensen, P. E. 260 (439), 324
 Sorkin, H. 105 (86), 127
 Sorm, M. 474 (353), 528
 Sorriso, S. 50 (178), 87
 Souchay, P. 357 (110), 368
 Soulier, J. 446 (224), 451 (238), 525
 Souma, Y. 1147 (261, 262), 1165
 Soundararajan, S. 55, 59 (218), 88
 Southam, R. M. 707 (121), 722, 1068 (469),
 1095
 Spandau, H. 801 (291), 906
 Spangelo, R. C. 124 (177), 129
 Spassov, S. L. 30, 50 (87), 84
 Speakman, J. C. 1199 (51), 1248
 Speirs, J. L. 788 (239), 904
 Spencer, T. A. 627 (471, 472), 649
 Spenser, D. A. 815 (322), 907
 Speziale, A. J. 230 (287), 319, 617 (442),
 648
 Spiers, D. B. 1172, 1186, 1213 (12), 1247
 Spillett, M. J. 180 (97), 313
 Spindler, E. 398, 422, 431 (77), 520
 Spratt, R. 1079 (545), 1097
 Sprecher, C. M. 818, 819 (332), 907
 Sprung, J. L. 146 (16), 147
 Spurlock, S. N. 835 (403), 909
 Sredojevic, S. 1071 (491), 1096
 Srinivasan, N. S. 276 (496), 325
 Srivastava, S. C. 51, 52 (195), 87
 Stabrovskaya, L. A. 609 (409), 647
 Stadnichuk, M. D. 425 (161), 523
 Stäglich, P. 49, 62 (174), 87
 Stagno d'Alcontres, G. 380 (19), 519
 Stairs, R. A. 1025 (218), 1088
 Stajiljkovic, A. 1075 (517), 1097
 Stamburger, E. J. 733 (9), 898

- Stamhuis, E. J. 746 (67), 900
 Stanforth, R. R. 783 (192a), 903
 Stang, P. J. 222 (260a, 260b), 319, 594, 596 (350, 350a), 597 (350, 350a, 350b), 645
 Stangl, H. 411 (104, 106), 415 (104), 419 (106), 458 (270), 521, 526, 820 (342), 907, 1004 (119), 1085
 Stanovnik, B. 462 (318), 527
 Starcher, P. S. 820, 822 (339), 907
 Stark, A. 703 (103), 721
 Stark, B. P. 497 (412), 530
 Starshak, A. J. 1174, 1226 (23a), 1247
 Staub, J. H. 1135 (203), 1163
 Staudinger, G. K. 387, 479 (56), 520
 Staudinger, H. 456 (253), 526, 1047 (351), 1092
 Staudinger, H. S. 1067, 1068 (467), 1095
 Stauss, V. 70, 72, 76 (305), 90
 Stavrovskaya, L. A. 538 (110), 638
 Steel, K. D. 28 (75), 76 (330), 84, 91
 Steele, B. R. 801 (293), 906
 Stefan, G. 1037, 1038 (273), 1090
 Stefani, A. 1107, 1139, 1140 (53), 1159
 Stefanronic, M. 999 (93), 1085
 Steffa, L. J. 181 (103), 313
 Steffen, E. K. 556 (158), 640
 Steffgen, E. W. 1025 (216), 1088
 Steger, E. 64 (269), 89
 Steglich, W. 414 (127), 522
 Steiger, E. L. 101 (63), 102 (63, 69), 126
 Stein, G. 458 (272), 526
 Stein, L. 788 (238, 242), 790 (255), 904, 905
 Steinbach, K. 614 (437), 648
 Steinfeld, A. S. 616 (441), 648
 Steinshneider, A. Ya. 633 (514), 650
 Steinsträsser, R. 94 (9, 18), 101, 102 (67), 109 (105), 110 (105, 111), 112, 113 (125), 116 (133), 123 (18), 125–128
 Steinwand, P. J. 1011 (150), 1086, 1123 (129), 1161
 Stepanyants, A. U. 633 (502), 650
 Stephan, E. 447 (227), 525
 Stephen, J. F. 461 (302), 527
 Stephenson, L. 1059 (417), 1094
 Stephenson, L. M. 1056 (408), 1093
 Steppel, R. N. 110, 118 (112), 127
 Štěrbá, V. 301 (602, 603), 302 (606), 328
 Stern, E. W. 1121 (120), 1161
 Stern, R. 1141 (231), 1164
 Sternberg, H. W. 1132 (157), 1135 (202), 1162, 1163
 Stevens, C. L. 697 (78b), 720, 1041 (297), 1090
 Stevens, F. F. 1075 (518–520), 1097
 Stevens, I. D. R. 211 (187), 213 (199b), 316
 Stevens, K. D. 734 (14), 735 (15), 898
 Steward, R. 1021, 1022 (201), 1088
 Stewart, R. 261 (440, 441), 324, 699 (88), 720
 Stewart, W. E. 68 (284), 69 (284, 295), 70, 71 (284), 90
 Stieb, A. 123 (169), 129
 Stiles, M. 224 (271b), 319
 Still, J. K. 742, 750 (39), 899
 Stille, J. K. 1011 (149, 152), 1012 (149), 1086, 1103 (33), 1106 (51), 1107 (58, 68, 69, 71, 73), 1108 (71), 1112 (68, 69), 1113 (71, 109), 1116 (73, 112), 1117 (71, 73), 1120 (118), 1124 (51, 58, 68, 69, 131), 1126 (58, 131), 1127 (131), 1144 (73), 1159–1161
 Stirling, C. J. M. 164 (35, 36), 166 (36, 41), 171 (54), 312
 Stocker, J. H. 342 (64), 349 (87, 88a, 89), 350 (92, 93), 366, 367
 Stöcklin, G. 606 (390, 391), 646
 Stoffer, J. O. 622 (456), 648
 Stoicheff, B. P. 246 (364), 322
 Stojiljkonic, A. 1071 (491), 1096
 Stone, W. B. 195 (145), 315
 Storhoff, B. N. 1102, 1103 (26), 1158
 Storlie, J. C. 1113 (107), 1161
 Storm, D. L. 627 (472), 649
 Storm, E. T. 701 (93a), 721
 Storr, R. C. 275 (493), 325
 Story, P. R. 502 (437, 442), 503 (437), 504 (445a), 508 (453, 457), 513 (477–479), 531, 532, 1047 (350), 1049 (350, 354), 1050 (363, 364), 1051 (363–365, 367), 1052 (364, 367, 372), 1053 (378, 379), 1054 (382–384), 1092, 1093
 Stothers, J. B. 1102, 1103 (29), 1159
 Stoute, V. 263, 264 (452), 324
 Stowe, M. E. 578 (272, 273), 643
 Stradi, R. 461 (304, 305, 311, 314), 462 (314), 527
 Strating, J. 45 (154), 86, 451 (236a), 456, 457 (260), 525, 526, 534 (34), 636, 756, 769 (119), 901
 Strausz, O. P. 537, 543 (87), 606, 607 (394, 395), 634 (521), 638, 647, 650
 Strehlow, W. 1061 (431), 1094
 Streitwieser, A., Jr. 166 (43), 181 (102a), 186 (126), 258 (424), 312–314, 323, 352 (101), 367, 710, 711 (131), 722
 Stretchert, G. 268 (469), 325
 Strigazzi, G. 440 (198), 524

- Strini, J. C. 971 (14, 15), 976 (14), 1083
 Stroz, D. G. 146 (17), 147
 Strozier, R. W. 374–376, 378, 379, 388, 394, 399, 414 (4), 417 (137), 446, 447 (4), 456 (137), 479 (4), 518, 522
 Struchkov, Yu. T. 1102 (40), 1159
 Stuart, J. D. 338 (49a, 49b), 366
 Stucky, G. 241 (331), 321
 Studzinskii, O. P. 609 (410, 412), 610 (412), 647
 Stull, D. R. 131 (1), 147
 Sturm, H. J. 411 (106), 416, 417 (133), 419 (106), 460 (286), 521, 522, 526, 624 (463), 648
 Su, C. 1032 (242), 1089
 Subbotin, A. I. 755 (112), 901
 Subluskey, L. A. 1053 (381), 1093
 Subrahmanyam, S. V. 53, 54 (204), 88
 Subramanian, M. S. 1111 (96), 1160
 Sugita, T. 988 (67), 1084
 Sukumaran, K. B. 482 (370), 529
 Sullivan, J. F. 175 (72), 313
 Sullivan, J. M. 743, 750 (41), 899
 Summerville, R. 222 (260a), 319
 Sundaram, A. 52, 56, 62, 77 (197), 87
 Sundberg, R. J. 306 (624), 329
 Sunder, W. A. 786 (206), 903
 Sunder Raja Rao, K. 704 (104b), 721
 Sundholm, F. 104, 123 (81), 127
 Sundt, E. 709 (127a), 722
 Sunko, D. E. 274 (491), 325
 Suoboda, M. 776 (179), 903
 Suray, H. de 448 (232a), 525
 Surikova, N. V. 343 (68), 366
 Surov, Yu. N. 48 (164), 87
 Surridge, J. H. 1018 (176), 1087
 Suschitzky, H. 1077 (529), 1097
 Sussman, A. 94, 120, 121 (21), 125
 Sustmann, R. 374 (9, 10), 380 (18, 20, 21), 394, 395 (9, 10), 396 (10), 397, 398 (77), 400 (20, 21), 405, 419 (85), 421 (18, 145–147), 422 (18, 77, 145–147), 431 (77), 435 (20, 184), 439 (20), 448 (184), 459 (85), 466 (184), 518–520, 522, 523, 750 (90), 900
 Suther, D. J. 630 (485a, 485b), 649
 Sutherland, I. O. 62 (257), 89, 987 (63, 64), 1084
 Sutton, L. E. 13 (26), 20 (38), 28 (81), 36 (116), 51, 53, 54 (180), 77 (339), 78 (342), 83–85, 87, 91, 1173 (18b), 1221 (18b, 69), 1247, 1248
 Suzii, A. 501, 509 (423), 530
 Suzuki, H. 335 (18), 365
 Suzuki, I. 68, 69, 71 (288), 90
 Suzuki, J. 587 (325), 644
 Suzuki, S. 186 (126), 314, 1062 (434), 1094
 Suzuki, T. 1138 (213), 1164
 Sviridov, B. D. 633 (502, 504), 650
 Svoboda, M. 192, 193 (138–140), 195 (148), 198 (161), 199 (161–164), 200 (162), 314, 315
 Swan, J. M. 693 (64b), 719
 Swann, B. P. 886 (519), 912, 983 (56), 987 (65), 991 (56, 65), 1068, 1069 (470), 1084, 1095
 Swann, S., Jr. 347 (77a), 367
 Swedlund, B. E. 755 (111), 819 (335), 901, 907
 Swedo, R. J. 272 (484), 325
 Sweeting, O. J. 15 (31), 83
 Swern, D. 61 (252), 89, 803 (302), 805 (306, 308), 806 (308), 817 (326), 823 (351), 906, 907, 1037 (261, 262, 266), 1039 (262, 266), 1040 (262), 1064 (451), 1089, 1095
 Swift, G. 805 (306), 906
 Swzuki, S. 1000 (103), 1069 (476), 1085, 1096
 Symons, M. C. R. 213 (200b), 316
 Syrkin, Ya. K. 39 (132), 73 (318), 86, 91, 1003 (116), 1085
 Sysak, P. K. 1059 (417), 1094
 Szecsi, P. 694 (69), 720
 Szehestery, J. 785, 786 (200), 903
 Szeimies, C. 820 (342), 907
 Szeimies, G. 380 (24), 385, 387, 398 (42), 458 (270), 461 (24, 42, 306), 462 (316), 464, 465, 467 (42), 471 (341), 519, 526–528
 Szmant, H. H. 691 (56b), 719
 Szwarc, M. 181 (102b), 313
 Tabata, A. 988 (66), 1084
 Tada, M. 1111, 1128 (93), 1160
 Taft, D. A. 785 (199), 903
 Taft, R. W. 512 (473), 532, 629 (484), 649, 745 (58), 899
 Taft, R. W., Jr. 729 (4), 748 (75), 897 (538), 898, 900, 912
 Tai-Shun Lin 713 (138), 722
 Takács, E. 786 (203), 903
 Takahashi, A. 1107 (62), 1159
 Takahashi, J. 213 (199b), 316
 Takahashi, M. 1111 (95), 1160
 Takao, K. 1034 (249, 251), 1089

- Takasugi, M. 694 (68b), 720
 Takata, T. 1176 (26), 1186, 1229 (82), 1241, 1249
 Takaya, H. 554 (143, 148), 562 (148), 639, 640
 Takegami, Y. 1141 (226), 1164
 Takeshita, T. (290), 906
 Takeuchi, Y. 474 (354), 528
 Taller, R. A. 28 (79), 76 (332), 84, 91
 Tamagaki, S. 516 (491), 532, 1074 (513), 1097
 Tamao, K. 1014 (167), 1087
 Tamburin, H. J. 569 (238), 642
 Tamelen, E. E. van 1045 (322), 1046 (327), 1091
 Tamm, Ch. 824 (355), 908
 Tamura, M. 1009 (141), 1086
 Tan, H. W. 743 (43), 780, 798 (187), 899, 903
 Tanabe, M. 709 (126b, 126c), 722
 Tanaka, I. 487 (389), 529
 Tanaka, M. 1141 (226), 1164
 Tanaka, S. 1030 (236), 1088
 Tang, B. K. 217 (224), 317
 Tangari, N. 221 (250, 256b), 318
 Tanino, H. 1042 (306), 1090
 Tanner, D. D. 754 (106), 901, 1000 (101), 1085
 Tanner, D. W. 1061 (430), 1094
 Tanner, P. D. 786 (207), 904
 Tanner, W. 301 (605), 328
 Tappe, W. 189 (128), 314
 Tappi, G. 28 (74), 84
 Tarao, R. 1134 (182), 1163
 Tarasenko, N. A. 49 (170), 87
 Tarbell, D. S. 704 (105b), 721
 Tardat, M. 887 (524), 912, 987, 991 (61), 1084
 Tarlin, H. I. 1000 (99), 1085
 Tarry, H. A. 122 (167), 129
 Tarvin, R. F. 118 (145), 128
 Tarzia, G. 752 (98, 99), 901
 Tashiro, M. 496 (411), 530
 Ta-Shma, R. 175 (76), 313
 Taskinen, E. 60 (243), 89
 Tatchell, A. R. 251 (394, 395), 323
 Tatsukami, Y. 590 (337), 645
 Tatsumi, K. 562 (184), 641
 Tatsuno, Y. 557 (169), 630 (488), 640, 649
 Taub, D. 695 (71b), 720
 Taube, H. 261 (442), 324, 702 (96), 721
 Taylor, D. R. 740 (36), 899
 Taylor, E. C. 886 (518), 912, 983 (56, 57), 984, 986 (57), 987 (62, 65), 991 (56, 57, 65), 1068 (470, 471), 1069 (470), 1084, 1095, 1096
 Taylor, G. W. 94, 120 (25), 125
 Taylor, M. A. 785, 786, 808 (17), 903
 Taylor, R. P. 880 (500), 911
 Taylor, S. K. 783, 850 (192), 903
 Taylor, T. J. W. 36 (116), 85
 Taylor, T. R. 94 (17), 96 (33), 104 (78, 80), 114 (130), 125, 127, 128
 Taylor, T. W. J. 28 (81), 84
 Taylor, W. I. 687 (46c), 719
 Tchelitcheff, S. 421 (148), 492 (396), 522, 530
 Tee, O. S. 190 (131), 314
 Tefertiller, N. B. 760 (136), 902
 Teller, E. 696 (75), 720
 Temkin, O. N. 1145 (244), 1165
 Temler, J. 261 (443), 324
 Temme, G. H. 1053 (379), 1092
 Temple, R. D. 699 (87), 720
 Terabe, S. 568 (237), 642
 Teranishi, A. Y. 227 (279), 319, 1022 (207), 1025 (219), 1088
 Teranishi, S. 1013 (158), 1034 (249, 251), 1086, 1089
 Ter-Minassian-Saraga, L. 120 (154), 129
 Terni, H. A. 352 (99), 367
 Teucher, I. 103 (76), 126
 Texier, F. 446 (222), 463 (319–321), 473 (352), 525, 527, 528
 Teyssie, P. 557 (174, 175), 640, 943 (62), 964
 Thaler, W. A. 829 (374), 908
 Thayer, A. L. 1056 (407, 409), 1093
 The, H. L. K. 51, 56 (193), 87
 Theilacker, W. 25 (64), 84
 Theissen, D. R. 451 (236a), 525
 Thenn, W. 412, 414 (114), 521
 Thiagarajan, V. 276 (495), 325
 Thiele, K. H. 933 (47), 963
 Thijs, L. 45 (154), 86, 430 (177), 456, 457 (260), 523, 526
 Thimm, K. 49, 62 (174), 87
 Thinh, N. v. 630, 631 (489), 649
 Thio, J. 634 (524), 651
 Thoennes, D. J. 1102 (31), 1159
 Thomas, B. R. 1048 (352), 1092
 Thomas, C. B. 994 (83), 995 (84), 996 (83), 997, 1036 (86), 1085
 Thomas, C. D. 764 (145), 902
 Thomas, D. 1080 (550), 1098
 Thomas, E. J. 557 (162), 640
 Thomas, F. L. 1145 (255), 1165
 Thomas, J. R. 1076 (525), 1097
 Thomas, M. J. 825 (366), 908
 Thomas, R. 209 (184), 238 (313), 316, 320

- Thompson, D. T. 1100 (1), 1145 (249), 1158, 1165
- Thompson, J. 692 (58b), 719
- Thompson, J. A. 502 (438), 509 (459), 513 (480), 531, 532, 1049 (359), 1051 (369), 1092
- Thompson, J. L. 237 (308), 238 (312), 320
- Thompson, L. K. 1209, 1220 (58), 1248
- Thompson, Q. E. 1056 (405), 1093
- Thomsen, A. D. 345 (71), 366
- Thorneley, R. N. F. 292 (579), 328
- Thorncroft, F. J. 36 (117), 85, 487 (385), 529
- Thornton, E. R. 179 (90), 181 (103), 313
- Throop, L. 347 (77c), 367
- Thuillier, A. 456 (257, 259), 526, 610, 611 (418, 419), 647
- Thurmaier, R. J. 766 (156), 902
- Tichý, M. 70 (304), 90
- Tickle, I. J. 58 (233), 88
- Tidwell, T. T. 286 (541), 326, 830 (416), 839 (409), 847 (416), 859 (409), 861 (416), 878, 879 (490), 882 (506), 909, 911
- Tieghi, G. 1107 (63), 1159
- Tienhoven, C. A. M. 112 (117), 128
- Tiggle, R. M. 251 (384), 322
- Timan, B. L. 356, 357 (109), 368
- Ting, W. Y. 240 (320), 320
- Tinker, H. B. 876, 877, 897 (484), 911, 969, 970 (4), 974, 975 (30), 980, 981 (4), 999 (30), 1082, 1083, 1134 (185, 186), 1163
- Tinsley, S. W. 820, 822 (339), 907
- Tipping, A. E. 761 (137), 797 (288), 902, 906
- Tiripicchio, A. 74 (322), 91
- Tiripicchio-Camellini, M. 74 (322), 91
- Tobazeon, R. 119 (151), 129
- Tochtermann, W. 689 (48b), 719
- Todd, L. J. 557 (177), 640, 1102, 1103 (26), 1158
- Toh, H. T. 752 (98), 901
- Tokes, L. 347 (77c), 367
- Tokizawa, M. 1153 (281), 1166
- Tolbert, B. 824 (354), 907
- Toliver, W. H., Sr. 123 (175), 129
- Tolman, C. A. 1100 (12), 1158
- Tolman, R. L. 470 (337), 528
- Tolson, S. 1154 (286), 1166
- Tolstikon, G. A. 1031 (238), 1089
- Tomaschewski, G. 457 (266), 526
- Tomchuk, E. 79, 80 (349), 92
- Tomita, S. 556, 557 (157), 640
- Tonellato, U. 307 (627), 308 (628), 329
- Toney, J. 241 (331), 321
- Tong, J. Y.-P. 272 (485), 325
- Tonnard, F. 490 (393, 394), 530
- Toppet, S. 461 (312), 470 (336b), 527, 528
- Topsom, R. D. 79 (344), 91
- Torck, B. 746, 749 (62), 899
- Torre, G. 1042 (304), 1090
- Torriani, R. 441 (204b), 524
- Torza, S. 103 (72), 126
- Toshima, N. 590 (337a), 645
- Tosolini, G. 442 (208), 524
- Toth, G. 74, 175 (325), 91, 105 (88), 127
- Townsend, J. M. 817 (327), 907, 1032 (239), 1089
- Tozune, S. 587 (324, 325), 644
- Trachtenberg, E. M. 760 (133), 901
- Trachtenberg, E. N. 1065 (455), 1067 (464), 1095
- Trahanovsky, W. S. 269 (475), 271 (475, 482), 325, 1102 (31), 1159
- Trahanowsky, W. S. 1001 (105), 1085
- Trambarulo, R. 1046 (342), 1091
- Traylor, T. G. 875 (475), 879 (496, 497), 880 (499), 882 (505, 506), 911
- Traynelis, V. J. 683 (32), 697 (78b), 718, 720
- Traynham, J. G. 195 (145), 315, 776 (180), 903
- Treiber, A. J. H. 537, 613 (106), 638
- Treibs, W. 701 (93c), 721, 972 (22-24), 1083
- Tresselt, L. W. 1113 (108), 1161
- Trill, H. 374, 394-396 (10), 397, 518
- Trimitsis, G. B. 575 (263), 643
- Trindle, C. 236 (305), 320
- Trinh, N. Q. 17 (33), 83
- Trippett, S. 233 (296), 235 (302, 303), 236 (302), 320
- Trivellone, E. 81 (358), 92
- Trocha-Grimshaw, J. 336 (34), 365
- Troepolskaya, T. V. 34 (110, 112), 85
- Trofimov, B. A. 60 (245-247), 89
- Troitskaya, L. L. 882 (508), 911
- Tronich, W. 608 (399, 401a, 405), 610 (405, 415), 612 (405), 613 (415, 430, 431), 614, 616 (415), 620 (430), 647, 648
- Trost, B. M. 534 (45), 570 (255), 637, 643
- Trotman-Dickenson, A. F. 142 (11), 146 (13), 147, 562 (195, 196, 198), 598 (362), 599 (362, 367), 641, 646
- Trotter, J. 570 (250), 642
- Trotz, S. I. 1220 (68), 1226 (78), 1248, 1249
- Trozolo, A. M. 497 (414), 530, 1078 (535, 536), 1097
- Truce, W. E. 495 (408), 530
- Truett, W. L. 919 (15), 962
- Trumbull, E. R. 686 (43c), 719

- Tsai Lee, C. S. 220 (243a), 318, 712 (136), 722
 Tsang, W. 146 (14), 147
 Tskhai, L. E. 633 (508), 650
 Tsuboi, M. 68 (287, 288), 69 (288), 70 (287), 71 (288), 90
 Tsuchiya, F. 1000 (103), 1085
 Tsuda, K. 687 (46b), 719
 Tsuge, O. 496 (411), 530
 Tsui, S. K. 186, 187 (117), 314
 Tsuji, J. 635 (530), 651, 1100 (3), 1111 (95), 1121 (122, 123), 1135 (189), 1138 (213), 1143 (239), 1145 (247), 1149 (239), 1152 (276, 279, 280), 1158, 1160, 1161, 1163–1166
 Tsujihara, K. 217 (227), 317
 Tsukerman, S. V. 48 (164), 87
 Tsutsumi, S. 337 (42), 366, 592 (347), 645, 1065 (459), 1095
 Tsymbal, L. V. 61 (248), 89
 Tucci, E. R. 1134 (171), 1162
 Tuggy, R. L. 106 (95), 127
 Tummes, H. 1134 (172), 1135 (204), 1162, 1164
 Tumolo, A. L. 1053 (381), 1093
 Tung, C. C. 230 (287), 319, 617 (442), 648
 Turkel, R. M. 557 (177), 640
 Turkova, L. D. 538 (111), 638
 Turner, A. B. 579, 632 (278, 284), 643
 Turner, D. W. 376 (13), 518, 1244 (86), 1249
 Turner, J. O. 1034 (250), 1035 (250, 254), 1089
 Turner, L. 925, 949 (27), 963
 Turner, R. 246 (364), 322
 Turro, N. J. 1061 (427), 1094
 Tuulmets, A. 243 (343, 344), 321
 Tyerman, W. J. R. 889 (536), 897 (535, 536), 912
 Tyner, R. L. 632 (497), 649
 Uchida, Y. 1123, 1125 (126), 1161
 Uchide, M. 474 (355), 528
 Uda, H. 683 (30c), 718, 1062 (434), 1094
 Uebelhart, P. 414, 415 (128), 522
 Uemura, S. 988 (66, 67), 989 (68), 1000 (102), 1011 (148), 1084–1086
 Ueno, H. 1062 (434), 1094
 Ueno, T. 979 (41), 1083
 Ugelstad, J. 1038 (277), 1090
 Ugi, I. 714 (140b), 715 (147a, 147b), 722, 723
 Ugo, R. 1033 (247), 1089
 Ugorets, Z. I. 609 (410), 647
 Uguagliati, P. 1102 (44), 1159
 Uhlmann, J. G. 537, 543 (86), 638
 Ullman, E. F. 413 (123, 124), 521
 Ullman, R. 1033 (246), 1089
 Ullmann, E. F. 500 (421), 530
 Umani-Ronchi, A. 448 (232), 525
 Unger, F. M. 680 (25), 718
 Unguemach, O. 446 (223), 525
 Uno, K. 489 (391), 529
 Unwin, N. 51–53 (191), 87
 Upadhyay, R. K. 52 (196), 87
 Urbaski, T. 1047 (346), 1091
 Uri, N. 1033 (245), 1089
 Urquiza, R. 1000 (98), 1085
 Urry, W. H. 694 (69), 720
 Usova, E. M. 32 (99), 85
 Utley, J. H. P. 342, 349 (66b), 366
 Uttech, R. 1102 (39), 1159
 Uueno, M. 1014 (167), 1087
 Vagina, L. K. 479 (363), 529
 Vakorina, T. I. 554 (146), 640
 Valente, V. R. 1037 (275), 1090
 Valenti, G. 1073 (500), 1096
 Valentini, F. 350 (90), 367
 Valenty, S. 634 (521), 650
 Valenty, S. J. 550 (119–121), 639
 Vallarino, L. M. 1111 (90), 1160
 Valle, B. 46 (160), 86
 Valls, J. 654 (2), 717
 Vamvakaris, C. 455 (252), 526
 Van Atta, R. E. 355 (106), 368
 Van Auken, T. V. 538 (113), 639
 Van Bostelen, P. 1000 (101), 1085
 Vancas, D. 799 (289), 906
 Vancas, I. 761 (138), 902
 Van Dam, P. B. 960 (82), 964
 Van Den Engh, M. 1020 (191), 1087
 Vandenheuvel, F. A. 1054 (386), 1093
 Vandensqvel, J. M. 469 (336), 528
 Vander Stouw, G. G. 579, 632 (282), 643
 Vanderwerf, C. A. 1044 (318), 1091
 Vander Zwan, M. C. 592 (346a), 645
 Vanja de Pava, O. 384, 435 (51), 519
 Van Leusen, A. M. 534 (34), 636
 Van Look, E. 470 (336b), 528
 Van Meter, J. P. 112 (126, 128), 113 (126), 116 (134–137), 117 (135, 136, 139), 118 (126), 123 (139), 128
 Van Sickle, D. E. 1063 (443, 446), 1095
 Van Wazer, J. R. 935 (53), 963
 Vanyukhin, G. N. 60 (246), 89
 Vargaftik, M. N. 1003 (116), 1010 (146), 1085, 1086
 Varma, R. K. 251 (387, 388), 322, 323
 Vasella, A. 1066 (462), 1095

- Vasilev, G. A. 788 (231), 904
 Vasilev, V. G. 12 (24), 79, 80 (346), 83, 92
 Vasileva, V. N. 12 (24), 66 (280), 79, 80 (346), 83, 90, 92
 Vaska, L. 1100 (6), 1158
 Vaughan, W. R. 738 (22, 25, 26), 742 (38), 899
 Vecchietti, V. 442 (208), 524
 Večeřa, M. 301 (602), 328
 Vedanta, V. N. 295 (585), 328
 Vedejs, E. 233, 236 (298), 320, 1107, 1154 (65), 1160
 Vederame, F. D. 61 (251), 89
 Veeffkind, A. H. 458 (274), 526
 Veen, J. van der 103 (73), 106 (94), 108 (103, 104), 109 (107, 108), 110 (107), 111 (114), 112 (117), 113 (103), 118 (108), 126–128
 Velo, L. 441 (204), 524
 Venanzi, L. M. 1111 (90), 1112 (102), 1160
 Venci, J. 692 (58c, 59), 719
 Veng, S. N. 1041 (299), 1090
 Venier, C. G. 634 (525), 651
 Venkatasubramanian, N. 276 (495, 496), 325
 Venkoba Rao, G. 704 (104b), 721
 Verberg, G. 1006 (126), 1086
 Verbit, L. 95 (29), 106 (95), 125, 127
 Vereshchagin, A. N. 10 (19), 20 (39), 83
 Verhelst, G. 470 (336b), 528
 Verkade, P. E. 77 (339), 91
 Verlie, T. 194 (142), 315
 Vernon, C. A. 215 (204), 317
 Vernon, J. 820 (342), 907
 Vernon, J. M. 458 (270), 526
 Veronesi, P. 435 (192), 524
 Versnel, J. 716 (148), 723
 Veselovská, J. 20 (40), 83
 Vestling, M. M. 163 (34), 312
 Veysoglu, T. 1042 (307), 1090
 Via, F. A. 290, 292 (570), 327
 Vialle, J. 309 (634–636), 310 (641), 329, 456 (257), 526, 610, 611 (418), 647
 Vidal, B. 257 (416), 323
 Viehe, H. G. 18 (34), 83
 Vigevani, A. 461, 462 (313), 527
 Vilkas, M. 1038 (276), 1090
 Vilkov, L. V. 49 (170), 87
 Villarreal, J. A. 29 (82), 84
 Villaume, J. E. 590, 591 (332), 601, 603 (385), 604 (332), 645, 646
 Ville, L. 792 (272), 795 (277), 905
 Vincenz-Chodkowska, A. 351 (95), 367
 Vinci, G. 391, 426 (64), 520
 Vine, H. 39 (136), 40 (139), 86
 Vinokur, E. 236 (304b), 320
 Vintani, C. 387, 444 (57), 520
 Visser, J. P. 425 (164), 523
 Vita Finzi, P. 384 (51), 435 (51, 187), 519, 523
 Vitagliano, A. 1115 (110), 1161
 Vitalli, G. 1107, 1149 (64), 1160
 Vitek, A. 69 (302), 90
 Vitenberg, A. G. 556 (159, 160), 640
 Vitullo, V. P. 748 (77), 900
 Vivarelli, P. 32 (100), 54 (100, 214, 215), 62, 63, 65 (100), 85, 88
 Vivona, N. 422 (155), 522
 Vladuchick, S. A. 534, 556 (44), 637
 Vledder, H. J. 66 (275), 90
 Vogel, A. I. 38 (129), 86
 Vogel, E. 220 (246a), 318, 564 (204), 641
 Vogel, H. 871 (450), 910
 Voigt, A. F. 606 (392), 647
 Voigt, D. 694 (68c), 720
 Volger, H. C. 1102 (45), 1149 (271), 1159, 1165
 Volke, J. 354 (104), 368
 Volkov, A. F. 79, 80 (346), 92
 Vollman, H. 1169, 1177, 1179, 1207, 1225, 1226, 1228, 1234 (6b), 1247
 Vollmann, H. 1218 (66), 1248
 Vo-Quang, L. 422 (152), 425 (162), 447 (227), 522, 523, 525
 Vo-Quang, Y. 446 (222), 447 (227), 525
 Vo-Quang-Yen 422 (152), 425 (162), 522, 523
 Voroshin, E. M. 32 (99), 85
 Voss, J. 49, 62 (174), 87
 Vreugdenhil, A. D. 241 (332a), 321
 Vries, A. 95 (30), 96 (32, 35), 99 (30), 125
 Vrieze, K. 1149 (271), 1165
 Všečeka, V. 77 (334), 91
 Vulfson, S. G. 20 (39), 83
 Vyas, V. A. 180, 181 (98), 313
 Vylegjanin, O. N. 60 (247), 89
 Waack, R. 242 (341), 321
 Waali, E. E. 579 (284, 289), 580 (291), 632 (284), 643, 644
 Waclawek, W. 22 (49), 83
 Wade, A. M. 1080 (550), 1098
 Wade, P. A. 762 (140b), 902
 Wadt, W. R. 372 (3a), 518
 Waegell, B. 568 (227), 642
 Wagenaar, A. 456, 457 (260), 526
 Wagenknecht, J. H. 347 (81b), 364, 367
 Wagner, E. 537 (105), 638
 Wagner, G. 513 (476), 532
 Wagner, K. 94 (10), 125

- Wai, H. 745 (51), 899
 Waite, M. G. 61 (256), 89
 Wakamatsu, S. 1145 (247), 1165
 Wake, W. C. 788 (225), 904
 Walborsky, H. M. 1108 (87), 1160
 Walch, S. P. 372 (3a), 518
 Walden, P. 794 (275), 905
 Walker, E. E. 63, 68 (261), 89
 Walker, F. 241 (332b, 333), 321
 Walker, I. K. 764 (147), 902
 Walker, S. 53 (200), 88
 Walker, W. E. 1152 (278), 1166
 Wall, A. A. 170 (52), 312
 Wall, E. N. 683 (30d), 718
 Wallbillich, G. 380 (17, 18), 398 (77), 421 (18, 146, 147), 422 (18, 77, 146, 147), 428 (174), 431 (77), 518, 520, 522, 523
 Waller, F. D. 195 (149), 315
 Wallis, E. S. 696 (77), 720
 Walsh, H. 999 (95), 1085
 Walsh, R. 131, 138 (3), 147
 Walter, W. 3 (12), 25 (59), 71 (12, 307), 73 (319), 74 (324), 82, 84, 90, 91
 Walters, W. L. 787, 797, 801 (211), 904
 Walton, J. H. 714 (140a), 722
 Walz, H. 70, 76 (306), 90
 Wampler, J. E. 1061 (429), 1094
 Wang, J. L. 931 (39), 963
 Wanninkhof, M. W. M. 112 (117), 128
 Wanzlick, H. W. 534 (2), 584 (305), 635, 644
 Ward, A. D. 616 (440), 648
 Ward, G. A. 1007, 1008 (137), 1086, 1107 (72), 1160
 Ward, H. R. 551 (127), 639
 Ward, J. P. 923, 935, 937, 944, 946, 949 (24), 963
 Ward, J. W. 509 (463), 531, 939 (56), 963, 1048 (353), 1092
 Ward, M. A. 634 (525), 651
 Warkentin, J. 245 (359), 322, 799 (289), 906, 1073 (498, 499, 505, 506), 1096
 Warnhoff, E. W. 534, 550 (31), 636, 778 (183), 789 (248), 903, 905
 Waslyn, J. 568 (227), 642
 Wassenaar, S. 513 (485, 486), 514 (486, 487), 532
 Wasserman, E. 535 (51, 52), 637, 961 (89), 964
 Wasserman, H. H. 1056 (404), 1061 (404, 431), 1093, 1094
 Wasson, R. L. 1043 (309), 1090
 Wasylishen, R. 21, 28 (43), 79, 80 (349), 83, 92
 Watanabe, H. 109, 111 (106), 127
 Watanabe, O. 1018 (178), 1087
 Watanabe, Y. 1141 (226), 1164
 Waters, W. A. 1026 (226), 1088
 Waters, W. L. 784, 796 (193), 879 (496), 883 (510), 903, 911
 Watson, C. G. 22 (52), 83
 Watson, K. G. 495 (407), 530
 Watts, C. R. 374, 376, 388 (5), 391 (63), 394, 395, 399, 400, 422 (5), 426 (63), 432, 447, 448, 453, 466, 479, 492 (5), 518, 520
 Wawzonek, S. 334 (13), 336 (32), 342 (65), 361 (120), 365, 366, 368
 Waxman, S. N. 103 (76), 126
 Wayaku, M. 1034 (251), 1089
 Wayne, R. 225 (275), 319
 Weaver, J. 1154 (286, 287), 1166
 Weber, A. H. 664, 678 (10), 717
 Weber, W. P. 1023 (208), 1088
 Weberndorfer, V. 380 (18), 421, 422 (18, 146), 518, 522, 624 (466), 648
 Wedgwood, J. J. 460 (296), 527
 Weeks, P. D. 1107, 1154 (65), 1160
 Wegler, R. 442 (207), 524
 Wehman, A. T. 235 (301), 320
 Weidenhagen, R. 1077 (527), 1097
 Weidig, C. 34 (109), 85
 Weigert, F. J. 28 (77), 84
 Weiler, E. D. 214 (203), 317, 680 (25), 718
 Weiler, J. 448 (232a), 525
 Weinberg, N. 334 (14), 365
 Weinberger, L. 1174, 1213 (23b), 1247
 Weiner, P. K. 535 (49), 637
 Weingarten, H. 338, 339 (51), 366
 Weinshenker, N. 447, 448 (226), 525
 Weinshenker, N. M. 266 (460), 324, 1046 (333), 1091
 Weinstein, S. 177 (80), 313
 Weinstock, J. 174 (68, 70), 175 (72), 312, 313
 Weintraub, P. M. 481 (367), 529
 Weis, C. 992, 994 (78), 1084
 Weisheit, W. 1135 (204), 1164
 Weiss, A. 680 (25), 718
 Weiss, W. 870 (460), 910
 Weissberger, E. 1154, 1155 (289), 1166
 Weizmann, A. 20 (41), 83
 Wells, E. E., Jr. 578 (273), 643
 Wells, J. I. 567 (224), 642
 Welvart, Z. 253 (406), 323
 Wender, I. 1132 (157), 1135 (202), 1139 (214), 1162–1164
 Wendler, N. L. 695 (71b), 720
 Wenkert, E. 687 (46c), 719
 Wenner, G. 1054 (392), 1093

- Wennerström, H. 53, 54 (205), 88
 Wentrup, C. 579, 632 (287), 643
 Wepster, B. M. 77 (339), 91
 Werber, G. 1073 (501), 1096
 Werf, S. van der 58 (228, 229), 88
 Werndorff, F. 634 (526), 651
 Werner, A. 31 (90), 33 (106), 84, 85
 Werner, H. 557 (170), 640, 1107 (70), 1160
 Werstiuk, N. H. 761 (138), 799 (289), 902, 906
 Wescott, L. D., Jr. 591, 601 (341), 604 (341, 387), 605 (341), 645, 646
 Wescott, N. D. 752 (98), 901
 West, P. R. 1073 (505), 1096
 Westerman, P. W. 754 (104), 756 (120), 768 (169), 769 (120), 901, 902
 Westheimer, F. H. 163, 172, 181 (33), 271, 272 (483), 311, 325, 693 (65), 702 (97b, 98), 719, 721, 971 (18), 1083
 Westrum, E. F. 131 (1), 147
 Westwood, R. 473 (346, 347), 528
 Wetmore, S. I., Jr. 380, 388 (31), 412 (115, 118, 120), 413 (31, 125, 139), 414 (120, 139), 416 (31, 115, 118, 120, 131), 418 (125, 139), 419 (31, 118, 120, 139), 420 (31), 519, 521, 522
 Wettermark, G. 43 (148), 86
 Wexler, S. 1056 (403), 1093
 Weyenberg, D. R. 537, 543 (86), 638
 Weyerstahl, P. 684 (35a), 718
 Weygand, F. 623 (458–460), 648, 689 (48a, 48c, 49), 719
 Whalen, D. L. 748 (77), 900
 Whalley, E. 745 (59), 899
 Whalley, M. 1172 (12, 13), 1177 (13), 1186 (12, 13), 1187, 1188, 1191, 1196, 1205 (13), 1213 (12, 13, 61), 1241, 1242 (13), 1247, 1248
 Whan, D. A. 926, 927 (31), 963
 Wharton, P. S. 683 (29), 718
 Wheeler, O. H. 201, 203 (165), 315
 Whelen, M. S. 1228 (80), 1249
 Whimp, P. O. 1106 (50), 1159
 White, D. A. 1111 (97), 1160
 White, D. H. 538 (112), 639
 White, E. H. 155 (4), 311, 707 (122, 123), 722, 1061 (428), 1094
 White, E. P. 792, 793, 797, 800 (271), 905
 White, J. E. 385, 398, 460, 464 (47), 519
 White, R. 954 (77), 964
 White, R. E. 1019, 1020 (183), 1087
 Whited, E. A. 513 (479), 532, 1049 (354), 1092
 Whitehouse, R. D. 217 (220), 317
 Whitehurst, D. D. 1107, 1112, 1124 (68), 1135 (196), 1160, 1163
 Whitesides, G. M. 241 (330a), 321, 1108 (84, 85), 1160
 Whitfield, G. H. 1149 (269), 1165
 Whitham, G. H. 410 (101), 521, 819 (337), 824 (359), 882, 883 (509), 907, 908, 911, 1037 (270), 1089
 Whithman, G. H. 398, 459, 464, 490 (74), 520
 Whiting, M. C. 707 (121), 722, 1068 (469), 1095
 Whitla, W. A. 1112 (102), 1160
 Whitmore, F. C. 162 (31), 311
 Whitmore, M. G. 162 (31), 311
 Whittaker, D. 258 (423, 425, 427), 323, 324
 Whittam, G. H. 999 (91), 1085
 Whittemore, C. A. 222 (257), 318
 Whittle, J. R. 572 (257, 259), 643
 Whyman, R. 1100 (1), 1158
 Wibaut, J. P. 1047 (345), 1080 (554), 1091, 1098
 Wiberg, K. 972, 997, 998 (25), 1022 (204), 1083, 1088
 Wiberg, K. B. 269 (471, 472, 474, 477), 272 (472, 474), 276 (497), 325, 705 (112a), 721, 876 (479), 911, 1022 (203, 206), 1023, 1024 (211), 1025 (211, 217), 1088
 Wiberg, N. 339 (52, 53), 366
 Wicha, J. 268 (468), 325
 Wideman, L. G. 961 (87), 964
 Wiecko, J. 1061 (428), 1094
 Wiedenhöft, A. 776, 777, 808, 819, 829, 830, 846 (176), 903
 Wiegers, K. E. 196 (156), 207 (180a), 315, 316
 Wieland, P. 709 (127a), 722
 Wieland, T. 1082 (565), 1098, 1191 (46), 1248
 Wienga, J. H. 756, 769 (119), 901
 Wiesener, W. 333 (10b), 365
 Wigfield, D. C. 258 (419), 323
 Wiig, E. D. 785 (195), 903
 Wilczek, K. 579, 632 (287), 643
 Wilday, P. S. 782 (191), 903
 Wilde, H. 1078 (539), 1097
 Wilder, D. A. 785, 786, 808 (197), 903
 Wilder, F. N. 739 (27), 899
 Wiley, R. H. 714 (143a), 722
 Wilke, G. 557 (168), 640, 914 (1), 962
 Wilkens, H. J. 671, 673 (21), 718
 Wilkins, C. L. 772 (151), 902, 1102 (31), 1159
 Wilkinson, D. G. 1223, 1224 (72), 1248

- Wilkinson, G. 788 (235), 808 (314), 810 (317), 904, 906, 915 (7), 962, 968 (1), 1082, 1108 (78), 1109 (88), 1134 (177, 178, 181), 1135 (188), 1160, 1163
 Wilkinson, W. 204 (174), 316
 Willi, A. V. 172 (64), 175 (73), 186 (64), 312, 313
 Williams, A. 289, 290, 298 (554), 327
 Williams, A. J. 77 (336), 91
 Williams, D. L. H. 764 (144), 786 (208), 902, 904
 Williams, D. R. 339 (56), 366, 817 (327), 907, 1022 (207), 1032 (239), 1088, 1089
 Williams, G. 53, 54, 56, 57 (209), 88
 Williams, G. I. 502 (442), 531
 Williams, G. J. 502, 503 (441), 531, 1041 (299), 1051 (365, 368), 1090, 1092
 Williams, H. R. 687 (46a), 719
 Williams, J. C. 464 (323), 527
 Williams, J. E. 750 (90), 900
 Williams, J. G. 755 (111), 901
 Williams, J. H. 345 (72), 366
 Williams, P. H. 1040 (289), 1043 (310), 1090
 Williams, R. B. 44 (149), 86
 Williams, S. 887 (523), 912, 986, 987, 991 (60), 1084
 Williamson, D. E. 782, 825 (190), 903
 Williamson, D. G. 510 (468, 469), 511, 512 (469), 532, 599 (364, 365), 646
 Williamson, K. L. 438 (195), 524, 1041 (298), 1090
 Willis, B. J. 303 (609), 328
 Willis, C. 598 (363), 599 (363, 366), 646
 Willis, F. 32 (96), 85
 Willits, C. D. 1064 (451), 1095
 Wilmshurst, J. K. 63 (262), 89
 Wilson, C. E. 1044 (320), 1091
 Wilson, C. W., III 1065 (458), 1095
 Wilson, D. R. 256 (413d), 323
 Wilson, I. R. 41 (141), 86
 Wilson, J. D. 338, 339 (51), 366
 Wilson, M. A. 757, 759, 760 (124), 901, 1045 (326), 1091
 Wilson, R. A. L. 824 (353), 907
 Wilson, R. T. 926 (30), 963
 Windholz, T. B. 705 (110), 721
 Wingrove, A. S. 176 (78), 313
 Winguth, L. 776, 777, 808, 819, 829, 830, 846 (176), 903
 Winkler, T. 412, 413 (119), 521
 Winnik, M. A. 263, 264 (452), 324
 Winstein, S. 62 (259), 89, 210 (185), 211 (185, 187), 212 (193, 194), 213 (198), 316, 564 (207, 209, 212, 213), 641, 699 (83), 720, 744 (48), 757 (123), 838 (408), 882 (502, 514), 886 (514), 891 (514, 529), 899, 901, 909, 911, 912, 972 (27), 973 (27, 28), 974, 975 (27), 976 (33), 980 (48), 983 (55), 985 (59), 997 (55), 999 (27), 1006 (130), 1036 (259), 1045 (324), 1083, 1084, 1086, 1089, 1091
 Winter, M. 709 (127a), 722
 Winterfeldt, E. 221 (251), 318
 Wipke, W. T. 1107 (66), 1160
 Wirtz, M. 999 (94), 1085
 Wirtz, R. 977 (34), 1083
 Wiseman, J. R. 464 (325), 527
 Wiskott, E. 583 (302), 644
 Witte, J. 931, 944 (36), 963
 Wittig, G. 157 (21a), 228 (280a–280c), 233 (297), 240 (323), 311, 319, 320, 689 (48b), 719, 1078 (538), 1097
 Woerden, H. F. van 45 (158), 86
 Wohl, R. A. 460 (300), 461 (308), 527, 670 (19), 718
 Wojcicki, A. 1100, 1108 (11), 1158
 Wojkowicz, P. J. 97 (50), 126
 Wojnarowski, W. 562 (186, 187), 641
 Wolf, A. P. 597, 598 (354), 599 (369), 600 (370, 377), 606 (370, 390, 391), 645, 646, 748 (75), 900
 Wolf, J. F. 354, 355 (105), 368
 Wolf, P. F. 1043 (313), 1091
 Wolf, W. 1169 (6b), 1172 (16), 1177 (6b), 1179 (6b, 16), 1181, 1187, 1188 (16), 1207 (6b), 1218 (66), 1225, 1226 (6b, 16), 1228 (6b), 1234 (6b, 16), 1247, 1248
 Wolfe, J. F. 346 (76), 367
 Wolfe, S. 67 (283), 90, 972 (26), 1007 (136, 138), 1008 (136), 1020, 1021 (193), 1083, 1086, 1087
 Wolfenden, R. 294 (582), 328
 Wolff, M. 684 (35c), 718
 Wolfgang, R. 598 (357), 600 (371–376, 379), 601 (379, 380), 606 (393), 645–647
 Wolfhagen, J. L. 1037 (275), 1090
 Wolfsberg, M. 172, 186 (64), 312
 Wolinsky, J. 777 (171), 903
 Wolkoff, P. 431 (180), 523
 Wolovsky, R. 961 (88), 964
 Woltermann, A. 407 (90), 408 (90, 95), 409 (95), 520, 521
 Wong, P. K. 1011, 1012 (149), 1086, 1106 (51), 1116 (112), 1120 (118), 1124 (51), 1159, 1161
 Wong, R. J. 160 (26), 172 (26, 58, 60, 61), 173 (61, 67a, 67b), 214 (67a, 67b), 311, 312
 Wong, S. C. K. 239 (318), 320

- Wood, D. C. 1153 (285), 1154 (286), 1166
 Wood, G. W. 824 (357), 908
 Wood, R. E. 62 (259), 89
 Wood, R. J. 217 (228), 317
 Woodbury, E. C. 344 (70), 366
 Woodcock, D. J. 155 (4), 311
 Woodhouse, A. D. 458 (274), 526
 Woodruff, R. A. 613 (434), 632 (499), 648, 650
 Woodward, D. R. 459 (278), 526
 Woodward, P. 1154 (286, 287), 1166
 Woodward, R. B. 389, 390 (61), 520, 536, 568 (60), 637, 949 (63, 64), 964, 1035 (258), 1089
 Woodworth, R. C. 535 (56), 537 (67, 68), 539 (56, 67, 68), 637
 Woolhouse, A. D. 635 (529), 651
 Worley, J. W. 309 (633), 329
 Worsham, J. E. 68 (285), 90
 Worsley, M. 304 (614), 328
 Worth, C. V. 43 (145), 86
 Wren, C. M. 217 (226), 317
 Wright, F. G. 44 (152), 86
 Wright, G. F. 20 (37), 83, 879 (492, 494), 911, 971, 972 (20), 1083
 Wright, M. 410 (101), 521
 Wüest, H. 1067 (465), 1095
 Wuesthoff, M. T. 258 (418), 323
 Wulff, J. 445 (219, 220), 496 (409, 410), 524, 530
 Wulfman, D. S. 555 (150), 556 (150, 153, 154, 158), 557 (150), 630, 631 (489), 640, 649
 Wunderli, A. 412, 414, 416, 418 (116), 521
 Würstlin, F. 25 (62), 84
 Wynberg, H. 756, 769 (119), 901
 Wynne, K. J. 868 (447, 448), 910
 Wynne-Jones, W. F. K. 285 (530), 326
 Yager, W. A. 535 (51, 52), 637
 Yagihara, T. 585 (312), 587 (312, 324, 325), 588, 589 (312), 644
 Yagupsky, G. 1135 (188), 1163
 Yamabe, M. 554 (147), 640
 Yamabe, S. 377, 536 (59), 637
 Yamabe, T. 833 (394), 909
 Yamachika, M. H. 897 (533), 912
 Yamachika, N. J. 845 (413), 897 (534), 909, 912, 1026 (221, 222), 1088
 Yamaguchi, K. 562 (184), 641
 Yamaguchi, M. 1134 (183), 1163
 Yamakawa, M. 37 (118), 85
 Yamamoto, H. 1030 (236), 1088
 Yamamoto, Y. 537, 546 (96), 581 (96, 295), 582 (295), 628 (480), 638, 644, 649
 Yamanaka, H. 562 (194), 568 (194, 237), 641, 642
 Yamartino, R. L. 1134 (169), 1162
 Yamashita, S. 259 (430), 324
 Yamashita, Y. 580 (293), 644
 Yamato, H. 585, 587, 588 (313), 644
 Yamazaki, T. 635 (529), 651
 Yamoto, H. 585, 587–589 (312), 644
 Yang, N. C. 537, 542 (82), 638, 1043 (311), 1090
 Yao, A. 617 (442), 648
 Yarovenko, N. N. 855 (424, 425), 909
 Yarrow, D. J. 557 (169), 640
 Yaselman, M. E. 60 (246), 89
 Yasui, T. 1009 (141), 1086
 Yasumi, M. 63 (260), 89
 Yates, K. 745 (51), 755 (109), 766 (152, 154, 155), 767 (154), 768 (163, 165), 769 (170), 770 (152, 155), 772 (155), 830 (389, 416), 832, 842 (389), 847, 861 (416), 899, 901, 902, 908, 909
 Yates, P. 783 (192a), 903, 1078 (534), 1097
 Yates, W. F. 1017 (173), 1087
 Yedlenayalli, L. M. 788 (228), 904
 Yee, K. C. 158 (22), 163 (22, 34), 311, 312
 Yeh, C. L. 25 (61), 84
 Yeh, C. Y. 290 (568, 569), 327
 Yeh, E. L. 25 (61), 84
 Yeh, S. J. 361 (121), 368
 Yekta, A. 1061 (427), 1094
 Yen, E. H. 567 (225), 642
 Yeroushalmi, S. 833 (396), 849 (421), 909
 Yijima, C. 289 (555), 327
 Ykman, P. 387 (55), 460 (294), 467 (55), 468 (55, 294, 331, 332, 334, 335), 469 (55, 334, 335), 519, 527, 528
 Yonezawa, K. 556, 557 (157), 631 (490), 640, 649
 Yonezawa, T. 750 (88), 900
 Yoshida, T. 1123 (128), 1161
 Yoshikawa, S. 495 (406), 530
 Youhotsky, I. 41 (142), 86
 Youn, C. H. 438 (195), 524
 Young, D. E. 1045 (325), 1091
 Young, E. E. 332, 335 (4), 365
 Young, J. F. 1134 (177), 1163
 Young, V. A. 286 (541), 326
 Young, W. G. 705 (114), 721, 973 (28), 1006 (130), 1083, 1086
 Young, W. J. 972–975 (27), 976 (33), 999 (27), 1083
 Young, W. R. 106 (93), 108 (101, 102), 115, 116 (132), 118 (101), 127, 128

- Youssefyeh, R. D. 502 (437, 442), 503 (437), 504 (445a), 531, 1050 (364), 1051 (364, 365, 367), 1052 (364, 367, 372), 1092
- Yozama, T. 587 (325), 644
- Yu, S. H. 242 (337), 243, 246 (352), 321
- Yudis, M. D. 333, 342 (10c), 365
- Yukawa, Y. 992 (79), 994 (82), 1069 (476), 1070 (486), 1084, 1085, 1096
- Yur'en, V. P. 1031 (238), 1089
- Yuriev, Yu. K. 453 (240), 525
- Zador, M. 385, 387, 512, 513 (48), 519, 887 (524), 889, 892 (527), 912, 983, 984 (54), 987 (61), 991 (61, 71, 73), 1053 (376), 1084, 1092
- Zajacek, J. G. 1029 (233), 1088, 1089
- Zalkov, L. H. 460 (299), 527
- Zamarlik, H. 1234, 1239, 1241 (83), 1249
- Zambonelli, L. 26, 75 (68), 84
- Zanarotti, A. 425 (157, 158), 441 (202), 523, 524
- Zanella, A. 261 (442), 324
- Zanke, D. 457 (266), 526
- Zann, A. 120 (157), 129
- Zanoni, L. A. 121 (163), 129
- Zanten, P. van 123 (168), 129
- Zarber, M. E. 805 (304), 906
- Zarecki, A. 268 (468), 325
- Zaschke, H. 94 (4), 100 (59), 125, 126
- Zavada, J. 190 (136), 192 (137–141), 193 (138–140), 194 (137, 141, 143), 195 (148), 198 (158, 159, 161), 199 (161–164), 200 (162), 207, 209 (183), 314–316, 776 (179), 903
- Zeeh, B. 534 (21), 636
- Zefirov, N. S. 453 (240), 525
- Zehrov, N. S. 855, 870 (433b), 876 (481), 910, 911
- Zeise, W. C. 1002 (108), 1085
- Zeliger, H. I. 467 (327), 468 (333), 528
- Zemlicka, J. 177 (84), 313
- Zenarosa, C. V. 266 (461), 324
- Zergenyi, J. 670 (18), 718
- Zetterberg, K. 1107 (59), 1128 (59, 133), 1159, 1161
- Zhdanov, Yu. A. 6–8, 13 (15), 22 (50, 51), 48, 49, 56, 77 (15), 82, 83
- Ziegler, K. 914 (1–3), 962
- Zimmerman, H. E. 392 (69), 520, 682 (27), 718
- Zimmerman, S. E. 286, 287 (543), 327
- Zindel, A. 556 (159, 160), 640
- Zocchi, M. 1107 (63), 1159
- Zollinger, H. 704 (108), 721
- Zonnebelt, S. 833, 840 (393), 909
- Zuccarello, F. 39 (134), 86
- Zuchi, K. 1011 (148), 1086
- Zuech, E. A. 931, 961 (37), 963
- Zuman, P. 335 (22), 356, 358 (108), 365, 368
- Zupan, M. 751 (96, 97), 900, 901
- Zurflüh, R. 683 (30d), 718
- Zurr, D. 268 (469), 325
- Zwanenburg, B. 45 (154), 86, 430 (177), 451 (236a), 456, 457 (260), 513 (484), 523, 525, 526, 532
- Zweig, A. 413 (122), 521

Subject Index

- Abstraction–recombination process
552, 585
- Acetal hydrolysis 261
 - A1 mechanism 277–279, 282
 - A2 mechanism 278–280
 - A–S_E2 mechanism 280–282
 - in biological systems 283, 284
 - intramolecular general acid catalysis
284, 285
 - pH-independent 282, 283
- Acetals, formation by olefin oxidation in
alcohols 1010
- Acetonyl radical, stabilization energy
144, 146
- Acetoxonium ion, intermediate in oxida-
tion of olefins 993
- N*-Acetoxy-*N*-aroylaniline, formation
from *N*-arylidene-*N*-phenyl *N*-
oxides 1074
- N*-Acetoxycarbostyryle, formation from
quinoline *N*-oxides 1074
- Acetoxymercuration 875
- Acetylamino alcohols, *N*-nitroso, con-
version to alkylidenecarbenes
592
- Activation parameters, for 1,3-dipolar
cycloadditions 386, 387
- Active methylene compounds, reactions
with acetoxymercurial 979
reactions with imidine 1216–1219
- Acylals, conformation of 67
- Acyl-amino ligand, chelating ability
1128
- Acyl azides, conformation of 73
- Acylhydroxylamines, conformation of
61, 62
- Acylpalladation, intramolecular 1158
- 1,2-Addition, of organometallic com-
pounds to ketones 242–244
- Alcohols, addition to C=C 747
 - addition to C=N compounds 302
 - addition to C=O compounds 261,
262
 - cyclic, oxidation of 272, 273
 - dehydration mechanism 219
 - oxidation, by ceric ions 277
by chlorobenzotriazole 275
by chromic acid 269–273
by cupric ions 276, 277
by *N*-halosuccinimides 275, 276
by silver carbonate 273–275
- Aldehydes, aromatic—*see* Aryl aldehydes
 - benzylic, electrooxidation of 354,
355
 - conversion to alkenes 232–240
 - organometallic additions 240–250
 - reaction with acidic methylene group
228–230
 - reaction with cyclopentanone 224–
226
 - reaction with α -halo ester 230–232
 - Wacker process for manufacture of
1003
- Aldimines, formation of 290–293
- Aldol condensation 223–228
 - chelation effects 227, 228
 - mechanism 223, 224
 - stereochemistry of 224–227
- Alkanes, electrostatic model 132–135
heats of formation 135
- Alkene–metal complexes—*see* Olefin–
metal complexes
- Alkene oxides, formation from alkene
hydroxymercuration adducts
977
- Alkenes, addition of carbenoids 553–
558, 630
 - carbonylation, transition metal cat-
alysed 1100–1158
 - configuration of 11, 13, 14
 - 1,3-dipolar cycloaddition of carbenes
624
 - electrochemical reduction 333
 - electrostatic model 135–138
 - formation by elimination 153–221
 - formation by fragmentation 681–694
 - heat and entropy of isomerization
146
 - heat of formation 139
 - hydration 744–751
 - liquid crystals, preparation of 108
 - metathesis—*see* Olefin metathesis re-
action
 - oxidation of 336–339

- reaction with carbenes 534–607
 - stereochemistry of 534–553
 - solvocarbonylation 1119–1132
- Alkenyldenecarbenes, generation of 590
 - reaction with tetramethylethylene 593
- Alkoxides, reaction with vinyl halides and esters 221
- Alkoxybenzoate derivatives, liquid crystals, preparation of 114, 115
- Alkoxycarbenoids, addition to olefins 569
- Alkoxycarbonyl derivatives, inorganic 1123
- Alkoxymercuration 875
 - effect of alkene structure on rate 877–879
- Alkyl–acyl rearrangement 1114, 1135
- Alkyl aldehydes, electrochemical reduction 342
- Alkylation, of imidines 1210, 1211
- Alkyldiphenylphosphinates, pyrolysis 217
- Alkyl halides, elimination products 201, 202
 - pyrolysis of 216
- Alkyl hydroperoxides, as olefin oxidants 1043, 1044
- Alkyldenecarbenes, addition to ketones 609
 - generation of 591
 - reaction with olefins 593, 594
 - synthesis from *N*-nitroso acetylamino alcohols 592
 - synthesis from *N*-nitrosooxazolidones 591, 593
 - synthesis from primary vinyl triflates 594
- Alkyl lithium, reaction with carbonyl compounds 245, 246
- Alkylselenium trihalides, addition to alkenes 868–870
- Alkynes, electrochemical reduction 332, 335
 - formation by oxidation of diketo-hydrazones 1078
 - liquid crystals, preparation of 106, 107
- Alkynylcarbinols conversion to alkenyldenecarbenes 590
- Allene oxide, by epoxidation of allenes 1041, 1042
- Allyl alcohols, oxidation of 1005
- Allylamines, reaction with dichlorocarbene 586
 - reaction with methylene carbenoid 586
- Allyl anion systems, cycloadditions 406–410
- Allyl azides, formation from azirine–diazomethane reaction 616
- π -Allyl complexes 1102–1106
- Allyl compounds, products of olefin oxidation 997
 - products of pinene oxidation 999
 - products of steroid oxidation 999
- Allyl ethers, reaction with biscarbomethoxycarbenoid 587
 - reaction with cyclopentadienylidene 586
 - reaction with methylene carbenoid 585
- Allyl Grignard reagents 243
- Allyl halides, reaction with biscarbomethoxycarbene 587
 - reaction with diazo compounds 587–589
 - reaction with methylene carbenoid 586
- Allyl hydroperoxide, formation by singlet oxygen reaction with alkenes 1057–1059
- π -Allylic intermediate, in oxymercuration reactions 971
- Allylic inversion in reaction of methylene carbenoid with allylic compounds 585, 586
- Allyl-oxygen bond ‘insertion’ 585
- Allyl sulphides, reaction with biscarbomethoxycarbenoid 587
 - reaction with cyclopentadienylidene 586
 - reaction with dichlorocarbene 586
 - reaction with methylene carbenoid 586
- π -Allyl to σ -allyl conversion 1152
- Amides, conformation of 67–70

- Amidines, reaction with imidosulphonates 1184
 N-thiobenzoyl, reaction with amines 1184, 1185
Amidoximes, configuration 32
 conformation 71
Amine-imides, pyrolysis 217
Amine-imidine substitutions 1197, 1198
Amines, addition to dinitriles 1172–1177
 reaction with diimidoates 1171
 reaction with imidines 1193–1210
 reaction with *N*-thiobenzoylbenzamidines 1184, 1185
 reaction with vinyl halides and esters 221
o-Aminoanil, oxidation of 1077
Aminomercuration 875
Ammonia, addition to dinitriles 1172–1177
Ammonium ions, substituted, *anti* elimination 196
 substituent effect on elimination 186
Ammonium salts, quaternary, E2 elimination 209
Ammonolysis 1054, 1055
Anhydrides—*see* Carboxylic anhydrides
anti-elimination 174, 175
 clinal 156, 190
 effect of free ions 199
 kinetic parameters 183, 184
 of 2-phenylethyltrimethylammonium ion 196
 periplanar 156, 190
anti/syn rate ratio, for β -benzene hexachloride elimination 189
Areneselenyl acetates, addition to alkenes 864–866
Areneselenyl hexafluoroantimonates, addition to alkenes 864
Areneselenyl hexafluorophosphates, addition to alkenes 864
Arenesulphonates, substituted, elimination of 181
Aryl aldehydes, electrochemical oxidation 354
 electrochemical reduction 342
 reaction with arylamidines 1185
Aryl alkanes, oxidation of 1025
Aryl alkyl ketones, electrochemical reduction mechanism 342
 stereochemistry 349
Arylamidines, reaction with aryl aldehydes 1185
Arylation, of enol esters 1014
 of imidines 1211, 1212
Arylcarbenes, precursor-independent 538
 syn stereoselective addition to olefins 569
Arylcarbenoids, *syn* stereoselective addition to olefins 569
 β -Aryl carbonyls, formation by arylation of enol esters 1014
N-Arylidene-*N*-phenyl *N*-oxides, oxidation by lead tetraacetate 1074
Aryliden-isoaxazolones, 1,4-addition of benzonitrile oxide 628
Arylnitrene, formation of 620
Aryloxyalkanes, 2-substituted, elimination 164–166
Aryloxycarbenoids, addition to olefins 569
Arylselenium trihalides, addition to alkenes 866, 867
Aryltellurium trihalides, addition to alkenes 867, 868
Association effect, on hydration of ketones 261
Asymmetric induction 351, 352, 1139–1142
Atomic polarization 20
Autoxidation, of alkenes 1062–1065
 of fats or oils 1064
Azides, cycloadditions 457–471
 reactivity and regiochemistry 463–467
 with active methylene compounds 470, 471
 with alkenes 457–460
 with conjugated olefins 462, 463
 with enamines, vinyl ethers and azomethines 461, 462
 with α -ester and α -ketophosphorus ylides 467–469
 with isocyanates and isothiocyanates 469, 470

- Aziridines, synthesis from carbene-imine addition 612, 613
 Azirines, electrochemical reduction 364
 reaction with diazomethane 616
 Azoacetates, formation by $\text{Pb}(\text{OAc})_4$ oxidation of ketohydrazones 1072
 Azoarenes, formation from azoxybenzene 620
 reaction with $\text{PhHgCCl}_2\text{Br}$ 620
 Azobenzenes, amino-substituted, reduction 362
 configuration 38, 39
 dielectric anisotropy 109
 electrochemical reduction 361–363
 formation by fragmentation 710
 hydroxy-substituted, reduction 362
 liquid crystals, preparation of 109, 110
 reaction with unsaturated carbenes 621
 Azodicarboxylates, reaction with ethyl diazoacetate 619
 reaction with $\text{PhHgCCl}_2\text{Br}$ 620, 632
 Azodioxy compounds, disubstituted, tautomerism 43
 Azohydroperoxide, formation from phenylhydrazone 1081
 Azomethine imines, cycloadditions with $\text{X}=\text{Y}$ 479–487
 preparation 479
 Azomethine oxides—*see* Nitrones
 Azomethine ylides, cycloaddition with $\text{X}=\text{Y}$ 472–479
 preparation 471
 Azoxyarenes, reaction with $\text{PhHgCCl}_2\text{Br}$ 620
 Azoxybenzenes, liquid crystals, phase transition in 112
 preparation of 110, 111
 reaction with $\text{PhHgCCl}_2\text{Br}$ 620

 π Back-donation 1101
 Baeyer–Villiger reaction 263, 264
 Base effect, on concerted elimination 182–186
 on Darzens condensation 230, 231
 on orientation of elimination 202–207

 Bases, electrochemical generation 363
 Benzamidines, reaction with amines 1183
 reaction with benzimidochlorides 1182, 1183
 Benzene derivatives, conformation of 76–81
 meta-substituted 79
 ortho-substituted 80
 Benzene hexahalides, elimination 189
 Benzil, electrochemical reduction 346
 stereochemistry of 351
 obtained in chalcone oxidation reaction 988
 Benzimidazoles, from *o*-aminoanil 1077
 Benzimidohalides, reaction with benzamidines 1182, 1183
 Benzoin, electrooxidation 354
 formation in chalcone oxidation reactions 988
 Benzonitrile oxide, 1,4-addition to 3-phenyl-4-aryliden-isoaxazol-5-ones 628
 Benzophenones, addition of $:\text{CClF}$ 610
 reduction potentials 353
 Benzoyloxy alkan-2-ones, eliminations of 169
 Benzoyloxybenzoate derivatives, dielectric anisotropy 117
 liquid crystals, preparation of 115, 116
 Benzylideneanilines, chiral nematic, preparation of 104
 intermediate in imine liquid crystal formation 101
 reaction with carbethoxycarbenoid 617
 reaction with dihalocarbenes 612
 terminally substituted 102
 Biphenyls, liquid crystals, preparation 117
 Biscarbalkoxycarbenes 538
 reaction with allyl compounds 587
 Biscarbalkoxycarbenoids, reaction with allyl compounds 587
 Bismuth (v), reaction with olefins 1000
 $\text{B}=\text{N}$ bond, configuration on 46
 cycloaddition of azomethine imines 486

- cycloaddition of nitrile oxides 445
Boltzmann law 4
 σ -Bonded intermediates, formation of 1106–1108
Bonding, in olefin–metal complexes 914–916
Bond moments, vector addition 8
 π -Bond strength 142–144
 calculation for $X=Y$ compounds 145
Borine compounds, configuration 46
Boron oxyhalide, formation by fragmentation 706
Bromine, addition to $C=C$ bonds 764–785
 mechanism 767, 768
 rate law for 764, 765
 stereochemistry of products 770, 773, 774
 transition state 768, 769
Bromine monochloride, addition to $C=C$ bonds 792–796
Bromine monofluoride, addition to $C=C$ bonds 788, 789
Bullvalene, cycloaddition with nitrile oxides 440
- Carbalkoxycarbenes 538
 addition to olefins 568, 569, 633
 1,3-dipolar cycloaddition 622, 623
 reaction with allyl compounds 587
Carbalkoxycarbenoids, reaction with allyl compounds 587
 stereoselective *anti* addition to olefins 569
Carbalkoxycarbyne, generation of 606
 reaction with olefins 606, 607
Carbamates, conformation 57–59
Carbene intermediates, electronic configuration of 534–536
Carbenes, complexed with $W(CO)_5$ 955–957
 free, generation of 631
 reaction with alkenes 534–607
 reaction with $C=N$ and $C=P$ 612–619
 reaction with $C=O$ and $C=S$ 608–612
 reaction with $N=N$ 619–621
 reaction with $N=O$ and $N=S$ 622
 unsaturated—*see also* Alkylidenecarbenes and Alkenylidenecarbenes
 addition to carbonyl group 609
 nomenclature 590
 reaction with olefins 590–599
 with nucleophilic properties 559
 reaction with olefins 577–584
Carbenoids 537
 addition to olefins 553–558, 630
 selectivity of 561
 distinguished from carbenes 559, 561
 generation of 557
Carbethoxycarbenoid, 1,4-addition to α,β -unsaturated ketones 627
 reaction with *N*-benzylideneaniline 617
Carbethoxycarbyne, reaction with olefins 634
Carboalkoxypalladium, intermediate in carboalkoxylation of olefins 1119, 1125
Carbodiimides, reaction with phenyl-(trihalomethyl)mercury compounds 615, 616
Carbon, C_1 600
 formation 600
 reaction with olefins 600–603, 605
 spin states 601
 C_1 – C_5 species 601
 C_2 604
 reaction with olefins 604
 C_3 604
 formation in carbon arc 605
 reaction with olefins 604, 605
 C_4 , reaction with olefins 606
Carbon arc, used to obtain C_1 – C_5 mixtures 601, 605, 606
Carbonates, conformation of 63, 64
 cyclic, by oxidation of tetraphenylethylene 1025
Carbon disulphide, 1,3-dipolar cycloaddition of carbenes 623, 624
Carbonium ion intermediates 215–219
Carbon monoxide insertion, mechanism 1108, 1109
Carbon suboxide, conversion to carbonylcarbene 597–599
Carbonylation—*see also* Hydrocarbonylation, Olefin-coupling

- carbonylation reactions and Solvcarbonylation
 - of olefins, transition metal catalysed 1100–1158
 - of transition metal–carbon σ -bonded complex 1108, 1109
- Carbonylcarbene 597
 - reaction with olefins 597, 599
- Carbonyl compounds, electrochemical reduction 333
 - formation by fragmentation 698–706
- Carbonyl 'insertion' 1100
 - in hydroformylation 1134
- Carbonyl oxides, cycloaddition to $C=C$ 508
 - cycloaddition to $C=O$ 507, 508
 - synthesis from diaryl diazoalkanes 500, 501
 - synthesis from 1,2,3-trioxolanes 501–507
- Carbonyl ylides, cycloaddition with $C=C$ 498, 499
 - cycloaddition with $C=O$ 500
 - preparation 497
- Carboxylic acids, electrochemical reduction 347, 348
 - electrophilic addition to alkenes 747
 - unsaturated, formed by carbonylation of olefin 1131
 - formed by oxidation of olefins 1011
- Carboxylic anhydrides, conformation of 65
- Carbynes, reaction with olefins 606, 607
 - spectroscopic study 606
 - spin configurations 606
- Catenanes 961
- $C-C$ bonds, in conjugated system, conformation on 47–50
 - insertion of carbenes in 634
- $C=C$ bonds—*see also* Alkenes, Styrenes, Stilbenes, Ethylenic esters, Ethylenic ketones
 - configuration on 3, 11–20
 - cycloaddition, of azides 457–467
 - of azomethine imines 483, 484, 486
 - of azomethine ylides 474
 - of carbonyl oxides 508
 - of carbonyl ylides 498, 499
 - of diazo compounds 446–453
 - of nitrile imines 421–427
 - of nitrile oxides 433–440
 - of nitrile ylides 418–421
 - of nitrones 488–494
 - of ozone 509–513
 - of thiocarbonyl imines 516, 517
 - of thiocarbonyl ylides 514, 515
 - electrophilic addition, of halogens 751–788
 - of hydrogen halides 732–744
 - of interhalogens 788–801
 - of organic peroxy acids 817–828
 - of organometallic compounds 874–892
 - of pseudohalogens 801–817
 - of selenium and tellurium compounds 855–874
 - of sulphenyl halides 828–854
 - of water, alcohols and carboxylic acids 744–751
 - oxidation of 336–339
 - by metal ion oxidants 968–1036
 - by non-metal oxidants 1036–1067
 - reaction with carbenes 534–607, 629, 630
 - reduction of 335, 336
- Cerium (iv), oxidation of alcohols by 277
 - oxidation of $C=N$ bonds by 1076
 - reaction with olefins 1000, 1001
- Chalcone dihalides, elimination mechanism 170
- Chalcones, oxidation of 987
- Charge-transfer complexes 20
- Chelation, effect on aldol condensation 227, 228
- Chiral ligands 1140
- Chiral nematic crystals 95, 97
- Chiral reducing agents 251
- Chlorine, addition to $C=C$ bonds 754–763
- Chlorine monofluoride, addition to $C=C$ bonds 792
- Cholesteric esters, liquid crystals, preparation of 112
- Cholesteric phase 95–97

- Chromatographic separations, use of
liquid crystals in 124
- Chromic acid oxidation, of alcohols
269–273
- Chromium (VI), as olefin oxidant 1023–
1026
for oxidation of hydrazones 1077
- Cinnamates, configuration assignment
17
- cis* addition, concerted 1119
- C=N bonds—*see also* Imines, Hydra-
zones, Schiff bases, Oximes, Imi-
dines, Diamidides
addition of alcohols 302
addition of Grignard reagents 304,
305
addition of HCN 304
addition of phenols 303
addition of thiols 302, 303
configuration on 3, 20–38
cycloaddition of azides 468
cycloaddition of azomethineimines
481, 483–486
cycloaddition of diazo compounds
453, 454
cycloaddition of nitrile imines 427–
429
cycloaddition of nitrile oxides 442,
443
cycloaddition of nitrile ylides 416
cycloaddition of nitrones 494, 495
electroreduction 355–361
formation of 288–299
hydrolysis of 300–302
oxidation of 305, 306
by metal ion oxidants 1068–1078
by non-metal oxidants 1078–1082
reaction with carbenes 612–617, 629,
630
reduction of 305
- CNDO–MO investigation, of Wittig
reaction 236
- Cobalt(III), as olefin oxidant 1026–
1028
- C=O group—*see also* Ketones, Alde-
hydes
addition of alcohols 261, 262
addition of thiols and H₂S 262, 263
condensation reactions 223–240
cycloaddition, of azomethine imines
481, 482, 486
of azomethine ylides 473, 474
of carbonyl oxides 507, 508
of carbonyl ylides 500
of diazo compounds 454–456
of nitrile imines 429
of nitrile oxides 440, 441
of nitrile ylides 414, 415
of thiocarbonyl ylides 514, 515
formation of 264–277
hydration of 259–261
oxidation of 354, 355
reaction with carbenes 608, 609
reaction with diazoalkane 634
reaction with peracids 263
reduction of 250–259, 339–354
energy correlations 352–354
mechanism 340–348
stereochemistry 348–352
- π -Complexation 1102–1106
 π -allyl complexes 1102–1106
metal–olefin π -complexes 1101, 1102
- Condensation reactions, between imi-
dines 1212–1216
of the carbonyl group 223–240
- Conductivity, in liquid crystals 119
- Configurations, on B=N bond 46
on C=C bonds 3, 11–20
on C=N bonds 3, 20–38
on C=S bonds 44
on N=N bonds 3, 38–44
on S=N bonds 45
retention of in carbonylation of Pd–C
 σ -bond 1114
- Conformation 4–6
determination from dipole moments
8, 9
effect of double bond 3
- Conformational energy 81
- Coordination effect, on hydration of
C=O compounds 261
- Cope elimination, of amine oxides
217
- Copolymers, perfectly alternating 961
- Copper (II), for oxidation of alcohols
276, 277
for oxidation of C=N bonds 1077
halogenation of olefins 1017, 1018

- Copper(II) catalysts, for decomposition
 of diazo compounds in presence
 of olefins 555, 556
- Correlation diagram, for $[\pi^4s + \pi^2s]$ -
 cycloaddition 390
- Cotton-Mouton effect 10
- C=P bonds, cycloaddition of azides
 468
 cycloaddition of nitrile oxides 445
 cycloaddition of nitrones 496
 reaction with carbenes 617-619
- Cram's rule 256
- Criegee zwitterion 1048, 1050-1052,
 1054
- C=S bonds, addition reactions 309,
 310
 configuration on 44
 cycloaddition, with azomethine im-
 ines 481, 482
 with diazo compounds 456, 457
 with imines 430
 with nitrile ylides 416
 with nitrones 495
 with oxides 442
 formation of 306-309
 reaction with carbenes 610-612
- Cyanates, formation by fragmentation
 696-698
- Cyanozonolysis 1055
- Cyclization, of olefinic ketones 343
- Cycloaddition—*see also* Retro-1,3-di-
 polar cycloadditions
 of allyl and hetero-allyl anion systems
 406-410
 of azides 457-471
 of azomethine imines 479-487
 of azomethine ylides 471-479
 of carbonyl oxides 500-508
 of carbonyl ylides 497-500
 of diazo compounds 445-457
 of 1,3-dipoles 371-518
 activation parameters 386, 387
 allowedness 389-393
 classification 395
 isomerism 403-405
 isotope effect 383, 384
 reactivity 393-398
 regioselectivity 398-402
 solvent effects 384-386
 stereospecificity 379-383
 transition state 388, 389
 of nitrile imines 421-432
 of nitrile oxides 432-445
 of nitrile ylides 410-421
 of nitrones 487-497
 of ozone 508-513
 of thiocarbonyl imines 516-518
 of thiocarbonyl ylides 513-516
- 1,1-Cycloadditions, of 1,3- β -dipoles
 405, 406
- Cycloalkenes, metathesis of 939-943
 oxidation of 983, 984, 1012, 1020,
 1024
- Cycloalkyl derivatives, stereochemistry
 of elimination 192-196
- Cycloalkylidenes, formation from C_1 -
 olefin addition 602
- Cyclodimerization 1148
- 1,9-Cyclohexadecadiene 961
- Darzens condensation 230-232
 solvent and base effect on stereoselect-
 ivity 231
- DDT, elimination of 172, 173
- Debye units 6
- Decarbonylation 1108
- Decomposition points, of some imidines
 1186
- Dehalogenation 220, 221
- Dehydration reactions, mechanism
 218, 219
- Dehydrogenation, of imidines 1204-
 1206, 1229
- Dehydrohalogenation, of DDT 172,
 173
- Deoxybenzoin, obtained in chalcone
 oxidation reactions 988
- Deuterium isotope effect—*see* Isotope
 effect
- Dewar approach 392
- Diacylamides, conformation 74, 75
- Diacyl disulphides, conformation 66
- Diacylhydrazines, formation from hy-
 drazones 1072
- Diacyl peroxides, conformation 66
- Diacyl sulphides, conformation 65
- Dialdehydes, by oxidation of cyclo-
 alkenes 1020

- Dialkyl carbonates, pyrolysis of 217
- Dialkyl ketones, electrochemical reduction 342
- Diamidides, definition of 1169
properties and reactions 1230–1233
synthesis of 1181–1185
- Diamidine salts, cyclization of 1170, 1171
- Dianions 334
- Diaryl diazoalkanes, photooxidation of 500, 501
- Diaryl imines, electrochemical reduction 356, 360
- Diaryl ketones, electrochemical reduction 340, 341
- Diazenium salt, conversion to hydrazyl radicals 364
- Diazirenes, conversion to carbenes 609
- Diazoalkanes, 1,4-addition to a 'sulphur diimide' 627
1,4-addition to thioacyl isocyanates 627
cycloaddition to thiocarbonyl compounds 628, 629
formation from hydrazones 1068, 1071, 1077
reaction with ester carbonyl group 634
reaction with olefins 630
- Diazo compounds—*see also* Diazoalkanes, Diazoesters
catalytic decomposition 554, 557
conversion to oxiranes 609
cycloadditions, with C=C 446–453
with C=N 453, 454
with C=O 454–456
with C=S 456, 457, 610, 611
precursors for carbenes 538
reaction with allyl halides 587–589
reaction with azirines 616
reaction with elemental sulphur 612
structure 445, 446
thermal decomposition 624
- Diazocyanides, configuration 39–41
- Diazoesters, reaction with azo compounds 619
reaction with imines 617
reaction with ketones and thioketones 609
- Diazonium halides, conversion to atomic carbon 600
- Diazosulphones, configuration of 41
- Dicarbene, C₂ as 604
C₃ as 604
C₄ as 606
- Dicarbonyl compounds, conformation on central bond 48, 49
- Dicarboxylic acids, formation, by oxidation of olefins 1011, 1020
- Dicarboxylic esters, conformation of 63
- Dicyanocarbene, reaction with cyclooctatetraene 625
- Dielectric anisotropy 120
of dialkylazobenzenes 109
of *N*-(*p*-methoxybenzylidene)-*p*-*n*-butylaniline 101
of phenyl benzoyloxybenzoate system 117
of smectic liquid crystals 122
- Dielectric loss 53
of liquid crystals 123
- Dienes, addition of dihalocarbenes 633
complexes of—*see* Diolefin complexes
dipole moment 47
epoxidation of 1030, 1031
oxidation by Pd^{II} 1011
oxidation by Tl^{III} 988
solvocarbonylation 1111–1118
- Dihaloalkanes, reaction with phospholes 618
- Dihalocarbenes 537
addition to acyclic dienes 633
addition to carbonyl groups 608, 609
addition to C=N bonds 613, 614, 629, 630, 633
addition to EtO₂C—N=C(CO₂Et)₂ 628
addition to β-methoxyenones 627
addition to olefins 633
cis 538
linear free energy correlation 629
addition to PhC(O)—N=N—C(O)—Ph 628
addition to α, β-unsaturated ketones 634
cycloaddition to norbornadiene 629
electrophilicity order 560, 629, 630

- precursor-independent 538
reaction with allyl compounds 586
reaction with azodicarboxylates 619
reaction with *N*-benzylideneaniline 612
reaction with phosphorus ylides 617
Dihalocarbenoids, reaction with *N*-benzylideneaniline 612
Dihalomethylenecarbene, synthesis from phenylperchlorovinylmercury 592
Diimides, formation by fragmentation 709
Diimidoates, reaction with amines 1171
Diimine dioxides—*see* Azodioxy compounds
Diimines, conformation of 50
Diketohydrazones, oxidation of 1078
Diketones, 1,4-carbene additions 626
conformation 49
electrochemical reduction 344–346
Dimroth reaction 470, 471
Dinitriles, addition of ammonia or amines 1172–1177
conversion to imidine oximes 1192, 1193
Diolefin complexes, carbonylation of 1113–1117
vic-Diols, cleavage 217
1,2-Dioxetane, from singlet oxygen reaction with alkenes 1057, 1060, 1061
thermal decomposition 1061
1,2-Dioximes, configuration 29
1,3-Dioxolanes, hydrolysis of 279, 282
1,3-Dioxole 623
Dipolarophiles 378, 379
Dipole moment 6–11
of imidoyl halides 23
of lactones 53
Disproportionation, of olefins 920–923
Dithiolanes, synthesis from thioketones 611
Doering–Hofmann procedure 537
 σ -Donation 1101
Dynamic scattering 121, 122
Edward–Lemieux rule 67
Electrochemical oxidation, of alkenes 991
of oxymercuration adducts 977
Electrochemistry, of C=C groups 335–339
of C=N groups 355–361
of C=O groups 339–355
of N=N groups 361–364
Electrofuge 654
Electronic configuration, of C_1 601
of carbene intermediates 534–536
Electronic effect, in the carbene 558–562
in the olefin 562–564
Electron spin resonance spectroscopy, use of liquid crystals in 123
Electro-optical applications, of liquid crystals 119–123
Electrophilic addition, to C=C bonds 726–897
 Ad_E2 and Ad_E3 mechanisms 727, 731
syn or *anti* additions 730
Electrophilicity, for isopropylidenecarbenes–olefin additions 594
of carbonylcarbene 599
of cyclopentadienylidene 634
order for carbenes 560, 629
order for dihalocarbenes 560, 629, 630
Electrostatic attraction 54
Electrostatic effect, on vinyl ether hydrolysis 287
Electrostatic model, for alkanes 132–135
for alkenes 135–138
Electrostatic repulsion, in amides 69
in esters 53
Element effects, in halide-ion promoted elimination in aprotic media 212
Elimination, concerted, competing with fragmentation 677
 $E1cB$ reaction, following aldol condensation 223
with alkene formation 153–221
concerted 178–200
 $E1$ mechanism 155

- (E1)_{anion} mechanism 158, 159, 161–164
E1cB mechanism 157–178
(E1cB)_{ip} mechanism 160, 161, 175–177
(E1cB)_{irr} mechanism 159, 161, 169, 171–175
(E1cB)_R mechanism 159, 161, 163–171
E2 mechanism 156, 158–162, 167, 171, 180
effect of leaving group on rate 173–175
in aprotic media 210–215
orientation 201–210
stepwise 177, 178
with carbonium ion intermediates 215–219
ylid mechanism 157, 195
with carbonyl compound formation 264–277
cyclic hydride transfer mechanism 269–273
cyclic proton transfer mechanism 264–267
non-cyclic hydride transfer mechanism 268
non-cyclic proton transfer mechanism 267, 268
radical mechanism 273–275
with thiocarbonyl compound formation 306–309
β-Elimination, base-induced, kinetic predictions 161
terminology 155–157
solvolytic, terminology 155–157
Enamines, configuration 18
Enantiotropic liquid crystal 95
melting characteristics 98
Enol esters, arylation of 1014
epoxidation of 1041
Enol ethers, epoxidation of 1041
Enolization, of the carbonyl group 245
Entropy of isomerization, of olefins 146
Enyl complexes 1111
carbonylation of 1113–1116
Episelenurane 857
Epoxidation, asymmetric 1042
by organic peroxy acids 817–828, 1036–1039
intramolecular 1043
mechanism of 817, 1037
of enol ethers and enol esters 1041
of olefins, acid-sensitive 1042
by hydroperoxides 1029–1032
by peroxy acids 1036–1039
of α,β-unsaturated aldehydes and ketones 1042, 1043
solvent effect 1038
Epoxides—*see also* Epoxidation
formation from diazoalkane/ester carbonyl group reaction 634
Esters—*see also* Dicarboxylic esters
conformation of simple 50–55
conformation of α-substituted 55–59
liquid crystals, preparation of 112–117
pyrolysis of 217
reaction with nucleophiles 221
unsaturated, configuration determination 16, 17
Etard oxidation, of aryl alkanes 1025
Ethylenic esters, configuration determination 16, 17
Ethylenic ketones, 1,4-addition of carbethoxycarbenoid 627
addition of dihalocarbenes 634
configuration 19
conformation on C—C bonds 48
Exchange step, in olefin metathesis reaction 957–959
Fluorenyl substrates, eliminations of 166–169
Fluorination, of olefins, with lead tetraacetate and HF 1000
Fluorine, addition to C=C bonds 751–754
α-Fluorine effect 175
'Foiled' carbene additions to olefins 570–577
'Foiled methylene' 571, 572
non-classical stabilization of 575
Four-centre bimolecular reaction 1115, 1120
Fragmentation, alpha- 712–716
basic mechanism 660–662

- concerted mechanism 665–675
displacement-induced 710–712
frangomeric effect 679, 680
leading to carbonyl compounds 698–706
leading to cyanates 696–698
leading to diimides and azo compounds 709, 710
leading to heteroxides 706
leading to imines 694–696
leading to nitrogen 707–709
leading to olefins 681–694
of benzylic aldehydes and ketones 354
reaction paths 659, 660
seven-centre 691, 709
two-step carbanion mechanism 680, 681
two-step carbonium ion mechanism 662–665
Fredericksz transitions 121
Free energy change, for olefin *trans*-to-*cis* transformations 945, 946
Frontier molecular theory, for elimination 190

Geminal isotope effect 177
General acid catalysis, intramolecular 284, 285
Geometrical isomerization, in metathesis reactions 943–946
 of compounds with double bonds 3
Glycols, formation by Ti^{III} oxidation of cyclic olefins 984
Glyoximes, configuration 29
Gold(III), reaction with olefins 1026
Graphical method, for determining conformation 9
Grignard reaction 241–245
 involving enolization 245
 involving reduction 244, 245
 with 1,2-addition 242–244
Grignard reagents, addition to oximes 304, 305
 allyl, addition to thioketones 310
 structure of 241, 242

Halo aldehydes, addition of carbenes 609
Haloallenes, conversion to alkenylidene-carbenes 590
Halobenzotriazoles, as oxidizing agents 275
Halocarbalkoxycarbenes, addition to $\text{PhN}=\text{CCl}_2$ 613
Halocarbenes, addition to olefins 568
 α -Halo ester, reaction with carbonyl compounds 230–232, 247–250
Haloformates, conformation 55, 56
Halogenation, of olefins, by cupric halides 1017, 1018
Halogen azides, addition to $\text{C}=\text{C}$ bonds 815–817
Halogen isocyanates, addition to $\text{C}=\text{C}$ bonds 802–806
Halogen nitrates, addition to $\text{C}=\text{C}$ bonds 808–815
Halogen perfluorides, addition to $\text{C}=\text{C}$ bonds 790, 791
Halogen thiocyanate, addition to $\text{C}=\text{C}$ bonds 808, 809
Haloimines, configuration 25, 26
Halo ketones, addition of carbenes 609
Halolactonization 1046
N-Halosuccinimides, for oxidation of alcohols 275, 276
Hammett ρ values, correlation with half-wave potentials, for benzophenones 353
 for 2-arylethyl eliminations 181, 201, 202
 for E2 reactions 180
 for reaction of electrophiles with styrenes 896
 for reaction of ozone with alkenes 512
 for substituted azides 465–467
 for substituted nitrile oxides 435
Heat of formation, of alkanes 135
 of alkenes 139
 of compounds containing $\text{N}=\text{N}$ bonds 140, 141
Heat of isomerization, of olefins 146
‘Heavy atom’ effects, for study of carbene addition to olefins 550
‘Hemiporphyrizine’ 1221
Hetero-allyl anion systems, cycloadditions 406–410

- Heterogeneous catalysts 924–929
 enhancement of activity 927–929
 for hydroformylation 1135
- Hofmann orientation 201, 204, 205
 alkyl effect 207
 in aprotic media 211
 in elimination reactions 157
- Homeotropic orientation 120
- HOMO 332, 333
- Homoallyl rearrangement 1114
- Homogeneous catalysts 929–934
 in the hydroformylation reaction 1132
 preparation of 932–934
- Homogeneous orientation 120
- Horner reaction 238
- Hückel aromaticity 576, 577
- Hückel's calculations, supporting Skell's criterion 536
- Hydantoin, formation of 614
- Hydration, of alkenes 744–751
 mechanism 745
 of carbonyl group 259–261
- Hydration factor 261
- Hydrazine, reaction with imidines 1207–1210
- Hydrazine derivatives, conformation 34, 35
- Hydrazones, configuration 34
 formation of 293–295
 oxidation by chromium(vi) 1077
 oxidation by lead tetraacetate 1071–1073
 oxidation by mercury(II) 1068
 oxidation by silver(I) 1077
- Hydrazyl radicals, conversion to diazenium salts 364
- Hydride abstraction mechanism, in formation of π -allyl complexes 1104
- Hydride elimination 1132
- Hydride transfer process, in oxidation of alcohols, cyclic 269–273
 non-cyclic 268
- Hydrocarbonylation 1111—*see also* Hydroformylation
 asymmetric homogeneous 1146
 in protic solvents 1142–1148
 of diolefins 1135, 1136
- Hydroformylation 1132–1142
 mechanism and catalysts for 1133–1135
 stereochemistry and asymmetric induction 1139–1142
 with production of ketones 1135–1139
- Hydrogenation activity, of catalysts 1134
- Hydrogen cyanide, addition to C=N compounds 304
- Hydrogen halides, addition to olefins 732–744
- Hydrogenolysis, of glutarimidines 1229
- Hydrogen peroxide, as olefin oxidant, transition metal catalysed 1028, 1029
 using non-metallic catalysts 1042, 1043
 with SeO₂ 1065
- Hydrolysis, of acetals 261, 277–285
 of C=N compounds 300–302
 of imidines 1188–1190
 of ortho esters 285, 286
 of vinyl ethers 286, 287
- Hydroperoxidation, of olefins with singlet oxygen 1056–1062
- Hydroxamic acids, conformation 72
- Hydroxamoyl halides, configuration 33, 34
- Hydroximic acids, configuration 31
 conformation 75
- β -Hydroxy ester, formation from aldehydes and ketones 247–250
- α -Hydroxy ketones, by olefin/hydroperoxide reaction 1031
- Hydroxylamine, reactions with imidines 1190–1193
- Hydroxylamine derivatives, acyl, conformation 61, 62
 configuration 26–34
- Hydroxypalladation 1112
 stereochemistry of 1116
- β -Hydroxyphosphonamides, intermediates in modified Wittig reaction 238, 239
- β -Hydroxysilanes, base-catalysed decomposition 236
- Hydroxythallation adduct 981

- Hypohalites, as olefin oxidants 1044–1046
- Imidazolines, formation of 291
- Imidine–diamine adducts 1198, 1199
- Imidine oximes, synthesis from dinitriles 1192, 1193
 synthesis from imidines 1190–1192
- Imidines—*see also* Isoindoles
 alkylation and arylation of 1207–1210
 bimolecular reduction 1206, 1207
 condensations between 1212–1216
 definition of 1168
 dehydrogenation of 1204–1206
 general characteristics 1185–1187
 hydrogenolysis and dehydrogenation 1229
 infrared spectra 1244–1246
 metal derivatives 1219–1228
 reactions with active methylene compounds 1216–1219
 reactions with amines 1193–1210
 reactions with hydroxylamine 1190–1193
 reactions with water 1188–1190
 ring-expansion of 1207–1210
 substitution with rearrangement 1196
 synthesis of 1170–1181
 ultraviolet and n.m.r. spectra 1234–1244
- Imidoates, configuration 23
 conformation 60
- Imidosulphonates, reaction with amidines 1184
- Imidoyl cyanides, liquid crystals, preparation of 106
- Imidoyl halides, configuration 22
 dipole moments 23
- Imines, addition of carbenes 612, 633
 azomethine—*see* Azomethine imines
 configuration 21
 electrochemical reduction 333, 356–358
 stereochemistry of 359
 formation, by fragmentation 694–696
 halo, configuration 25, 26
 liquid crystals, preparation of 101–105
 nitrile—*see* Nitrile imines
 oxidation by lead tetraacetate 1075, 1076
 peracid oxidation of 305, 306, 1078–1080
 reaction with ethyl diazoacetate 617
 thiocarbonyl, cycloaddition to $C=C$ 516, 517
- Immonium salts, electrochemical reduction 358, 360
- Indium(III), as olefin oxidant 1015, 1016
- Inert pair effect 968
- Infrared spectroscopy, for detection of isomers 10
 for study of imidines 1244–1246
 liquid crystals used in 123
- Interhalogens—*see* Individual compounds
- Iodine, addition to $C=C$ bonds 785–788
 oxidation of olefins by 1035, 1036
- Iodine monobromide, addition to $C=C$ bonds 799–801
- Iodine monochloride, addition to $C=C$ bonds 796–799
- Iodine monofluoride, addition to $C=C$ bonds 788–790
- Ion pair mechanism, of elimination 196, 216
- Isocyanates, 1,3-dipolar cycloaddition of carbenes 614, 624
 formation by semicarbazone oxidation 1074
 reaction with diazoalkanes 627
 reaction with $PhHgCCl_2Br$ 613
- Isoindoles, –benzene macrocycle 1201
 synthesis from dinitriles and amines 1174
 synthesis from isoindolines 1211
 synthesis from substituted phthalimides and PCl_5 1178
- Isoindolines, conversion to phthalazines 1209
 dissociation of 1186
 1H -n.m.r. spectra 1239–1241
 methylation of 1210
 rearrangement 1196

- synthesis from imidines and aniline 1195
synthesis from phthalonitrile and H_2S 1180
synthesis from substituted phthalimides and POCl_3 1178
ultraviolet spectra 1234–1239
- Isomerism, *syn-anti* and *endo-exo* in 1,3-dipolar cycloadditions 403–405
- Isomerization, during hydrocarbonylation of olefins 1146
of olefins 146, 1122
- Isoquinolines, synthesis from dinitriles and ammonia 1173
synthesis from dinitriles and hydroxylamine 1192
- Isotope effect, for Baeyer–Villiger oxidation of ketones 264
for 1,3-dipolar cycloadditions 383, 384
for elimination of 2-arylethyl tosylates 186
for elimination of DDT 173
for elimination of 2-phenylsulphenylethyl halides 177
for oxidation of alcohols 275
- Isothiocyanates, addition of carbenes 614
- Kerr constant 9, 77
- Ketazines, from ketohydrazones 1078
- Ketene, 1,3-dipolar cycloaddition of carbenes 623
- Ketimines, formation of 290–293
- Ketones, benzylic, electrooxidation 354, 355
conversion to alkenes 232–240
cyclic, condensation with aldehydes 224–226
electrochemical reduction 348
metal hydride reduction 252–256
1,3-dipolar cycloaddition of carbenes 623
eliminations from β -derivatives 169, 170
formation, by olefin oxidation 1023
organometallic additions 240–250
reaction with acidic methylene group 228–230
reaction with diazoesters 609
reaction with α -halo ester 230–232
reaction with unsaturated carbene 609
unsaturated—*see* Ethylenic ketones
- Ketoximes, oxidation by Pd^{II} 1076
sterically hindered, oxidation of 1070
- Ketyls 333
coupling 344
reaction with electrophiles 334
- Knoevenagel condensation 228–230
kinetic data 229
solvent effect 228, 229
- Lactones, dipole moments 53
- Laticyclic interactions 576
- Lead(IV), as oxidant, for hydrazones 1071–1073
for imines 1075, 1076
for nitrones 1074
for oximes 1069–1071
for Schiff bases 1074, 1075
for semicarbazones 1073, 1074
reaction with olefins 992–1000
mechanism 994, 995
with HF, for fluorination of olefins 1000
- Leaving group, effect on concerted elimination 179–181
effect on elimination rate 173–175
effect on orientation of elimination 201, 202
- Ligand exchange, in olefin–metal complexes 917, 918
- Ligand migration 1100
- Light-scattering 10
- Linear free energy correlations, for carbene and carbenoid addition to olefins 562, 563
for dihalocarbene addition to $\text{C}=\text{C}$ and $\text{C}=\text{N}$ 629
- Liquid crystals, applications 119–124
cells, alignment problems 119
classification and structure 95–98
detection and identification 98, 99
preparation 99–117
- Lone electron pair 54, 70
- Longicyclic interactions 576
- LUMO 332, 333

- of activated olefins 336
relation to reduction potential 352, 353
Lyotropic liquid crystals 95
Lysozyme, structure of 283
- Macrocycles, 2,6-pyridine 1199
triisindole-benzene 1201-1204
Macrocyclization process, in metathesis of cyclic olefins 940
Manganese(III), as olefin oxidant 1026-1028
Manganese(IV), as olefin oxidant 1026-1028
for oxidation of C=N bonds 1077, 1078
Meerwein-Pondorf-Verley reduction 258, 259, 269
Melting points, of some imidines 1186
Mercuration, of alkenes 874-885
intermediate mercurinium ion 881
mechanism 876
stereochemistry of 879, 881
Mercury(II), for oxidation of hydrazones 1068
reaction with olefins 969-979
Mesomerism, in amides 70
in esters 53
Mesophase thermal stability 118
Metal alkyls, reaction with vinyl halides and esters 221
Metal-carbene complexes 955-957
Metal cation, association with carbonyl group 257, 258
Metal hydride reduction, asymmetric 251, 252
metal cation-carbonyl group association 257, 258
of carbonyl compounds 250-258
stereochemistry of 252-257
stereoselective 250, 251
Metal hydrides, addition mechanism 1144, 1145
Metallocycle transition state 953-955
Metal-olefin π -complex 1101, 1102
Metal oxides, as hydroxylation catalysts 1028, 1029
Metal phthalocyanines, preparation of 1226, 1227
- Metal polyisindolines 1228
Methoxypalladation 1118
Markownikoff 1127
stereospecific *trans* 1125
Methylenation, of olefins, asymmetric induction in 630
with methylene carbenoid 556
Methylene carbenoid, for methylation of olefins 556
reaction with allyl compounds 586, 587
reaction with norbornene 567
selectivity of disubstituted 560
Methyl migration, in decarbonylation 1108
Michael additions 221,
Milas reaction 1019
Model compounds 8
Molecular orbitals 332, 333
Molecular order, in the liquid crystalline state 97, 98
Molybdenum(VI) compounds, as catalysts for epoxidation of olefins 1029-1032
Monoaryl imines, electrochemical reduction 357
Monohalocarbenoids, addition to imine C=N bond 612
stereoselective addition to olefins 568
Monomer-polymer equilibrium, for cyclopentene 941
Monotropic liquid crystal 95
melting characteristics 98
MO perturbation theory, for 1,3-dipolar cycloadditions 394
Münchnones, reaction with X=Y bonds 477
- Neighbouring group participation, in olefin oxidation 984, 985
Nematic phase 95, 96
order parameter for 98
twisted field effect 121
Nitrenes, obtained from Schiff bases 1075
Nitrile imines, cycloadditions 421-432
with C=C bonds 421-427
with hetero double bonds 427-431

- Nitrile oxides, cycloadditions 432–445
 with $C=C$ 433–440
 with $C=N$, $N=N$, $N=S$, $S=O$, $N=B$, $C=P$, and $N=P$ 442–445
 with $C=O$ 440, 441
 with $C=S$ 442
 formation from oximes 1069
- Nitriles, product of imine oxidation 1075
- Nitrile ylides, cycloadditions 410–421
 with carbonyl compounds 414, 415
 with $C=N$, $C=S$, $N=N$ and $N=O$ 416, 417
 with cumulated double bonds 417, 418
 with olefins 418–421
- Nitrites, conformation 75, 76
- Nitrogen dioxide, for oxidation of phenylhydrazones 1081
- Nitrones, configuration of 36, 37
 cycloadditions, with $C=C$ bonds 488–494
 with $C=N$ bonds 494, 495
 with $C=P$, $N=P$, $N=S$ bonds 496, 497
 with $C=S$ bonds 495
 oxidation by lead tetraacetate 1074
 preparation of liquid crystals 106
 structure 487, 488
- Nitronic esters, configuration 38
- Nitrosoacetates, dimers 1069
 formation from ketoximes 1070
- Nitroso amides, conformation 73
- Nitroso compounds, tautomerism 43
- Nitrous acid, for oxidation of oximes 1082
- $N=N$ bonds, configuration on 3, 38–44
 cycloaddition with nitrile oxides 444
 cycloaddition with nitrile ylides 416, 417
 electrochemical reduction 361–364
 reaction with carbenes 619–621
- $N=O$ bond, cycloaddition with nitrile ylides 417
 non-reaction with carbenes 622
- Norbornene, substituted, oxidation 337
- $N=P$ bond, cycloaddition of nitrile oxides 445
 cycloaddition of nitrones 496
- Nuclear magnetic resonance, ^{13}C data, for some organometallic complexes 1103
 for determination of isomer ratio 10
 1H study, of diiminoisindoline 1239–1241
 1H study, of succinimidine 1241
 ^{31}P data, for phosphorane/carbonyl compound condensation 234
 use of liquid crystals in 123
- Nuclear recoil process, for generation of C_1 600
- Nucleofuge 654
- Nucleophiles, reaction with carbonyl compounds 255
 reaction with vinyl halides and esters 221, 222
- Nucleophilic addition 1100
 Ad_N2c 227
 Ad_N2o 227
- Nucleophilic attack, at carbonyl-metal bond 1115, 1116
 by methanol 1127
 in formation of π -allyl complexes 1105
- Nucleophilic carbenes, reaction with olefins 577–584
- Nucleophilicity, of anions, solvent effect 228, 229
 of oxy-, thio- and aminocarbenes 584
 of some carbenes 579, 580
- Nucleophilic reactions, of some carbenes 559
- Olefin-coupling carbonylation reactions 1111, 1148–1158
- Olefin-metal complexes, bonding in 914–916
 formation in transalkylidenation process 948
 intermediate in transition metal oxidation of olefins 1002
 ligand exchange in 917, 918

- Olefin metathesis reaction 914–962, 1148
catalysts for 924–934
heterogeneous 924–929
homogeneous 929–934
distributions of alkylidene groups 937–943
evolution of 919–924
geometrical isomerization in 943–946
mechanism 948–959
redistribution by transalkylidenation 935–937
structural selectivity in cross-reaction 946–948
synthetic applications 959–961
Oligomerization 1148
One-electron oxidation 1002
by Co^{III} , Mn^{III} , Mn^{IV} and V^{V} 1026–1028
Oppenauer oxidation 269
Optical activity, in smectic liquid crystal 105
of supporting electrolyte, in asymmetric induction 351
Optical anisotropy 81
Order parameter, for nematic liquid crystals 98
Organomercury compounds, conversion to dichloromethylenecarbene 592
reaction via carbenoid intermediates 557
reaction with azoarenes and azoxyarenes 620
reaction with azodicarboxylate esters 620
reaction with azoxybenzene 620
reaction with carbodiimide 615, 616
reaction with elemental sulphur 612
reaction with isocyanates 613
solvolysis of 974
used for preparation of dihalocarbenes 537, 557
Organometallic compounds, as catalysts for diazoester decomposition 557
 ^{13}C -n.m.r. data for 1103
Orientation of elimination, in protic media 201–210
effect of alkyl structure 207–210
effect of base and solvent 202–207
effect of leaving group 201, 202
Ortho esters, hydrolysis of 285, 286
Osazones, configuration 35
Osmium(III), as olefin oxidant 1015, 1016
Oxadiazolines, intermediate in dihalocarbene–azodicarboxylate reaction 619
preparation from semicarbazones 1073
Oxadiazolinones, formation from azodicarboxylate esters 620
Oxaphosphetane, intermediate in Wittig reaction 232, 238
Oxazirane, formation from imines 1078
Oxazolidones, *N*-nitro, conversion to alkylidenecarbenes 591
Oxazolones, reaction with $\text{X}=\text{Y}$ bonds 477
Oxidation, of alcohols, elimination mechanism 264–277
of carbonyl compounds 354, 355
of $\text{C}=\text{C}$ bonds 336–339, 968–1067
of $\text{C}=\text{N}$ bonds 1068–1082
Oxidative addition 1100, 1109
of hydrogen 1135
Oximes, addition of Grignard reagents 304, 305
configuration of 26–29
conformation 75
electrochemical reduction 357, 359
stereochemistry of 360
formation of 298, 299
oxidation by lead tetraacetate 1069–1071
oxidation by nitrous acid 1082
Oxiranes, synthesis from diphenyldiazomethane 609
Oxycarbenoids, addition to olefins 569
Oxygen, for olefin oxidation 1055–1065
transition metal catalysed 1032–1035
ground-state 1062–1065, 1081
reaction with phenylhydrazone 1081

- singlet 1056–1062, 1081
Oxymercuration 875, 969, 976
Oxypalladation, intermediate in olefin oxidation by Pd^{II} 1004
structural assignment of product 1112
Oxyplumbation 992
Oxythallation, intermediate in olefin oxidation by Ti^{III} 980
Ozone, as olefin oxidant 1046–1055
cycloadditions with alkenes 508–513
properties of 1046, 1047
reaction with compounds containing $\text{C}=\text{N}$ bond 1080
Ozonides, normal 1047, 1050, 1051, 1053, 1054
primary 1047, 1049–1051
Ozonolysis, mechanism of 1047–1054
Palladium(II), for oxidation of $\text{C}=\text{N}$ bonds 1076
for oxidation of olefins 1003–1015
in acetic acid 1005–1010
in alcohol 1010–1013
in aqueous solution 1003–1005
in presence of second oxidant 1004
with formation of $\text{C}-\text{C}$ bonds 1013–1015
Palladium hydride elimination 1119, 1128
Partial double bond 2–4
conformation on 47–82
Perepoxide, formation in hydroperoxide reaction 1059, 1060
Pericyclic interactions 576
Periselectivity, of 1,3-dipolar cycloadditions 402, 403
of nitrile oxide/bullvalene reaction 440
Peroxides, α -carbonyl substituted, preparation 978, 979
cyclic, formation from singlet oxygen and alkenes 1057, 1061, 1062
Peroxy acids, addition to alkenes 817–828, 1036–1039
conformation 61
–Lewis acid mixture 1041
preparation and properties 1039, 1040
reaction with imines 305, 306, 1078–1080
reaction with ketones 263, 264
reactivity of 1037
Peroxycarboximidic acids, as epoxidation agents 1040
Peroxymercuration 978
Petersen reaction 236
Pfitzner–Mofatt oxidation 265
Phenols, addition to Schiff bases 303
Phenoxyalkanes, β -substituted, elimination of 165
Phenoxy alkan-2-ones, 4-substituted, elimination of 169
Phenoxycarbenoids, addition to olefins 569
Phenoxymercuration derivatives, carbonylation of 1131
Phenylbenzoate derivatives, liquid crystals 112, 113
Phenylhydrazones, electrochemical reduction 358
formation of 294
oxidation by molecular oxygen 1081
oxidation by nitrogen dioxide 1081
Phenylketone, formation of 624
Phenyl migration, in oxidation of chalcones 987
in oxidation of styrene 986, 994
Phenylsulphonyl-1- X -alkanes, elimination from 171
Phenylsulphonylalkyl halides, elimination of 177
Phospholes, reaction with dihaloalkanes 618
Phosphoranes, reaction with vinyl halides and esters 221
Phosphorus ylides, reaction with dihalocarbenes 617
Photochemical reaction, leading to singlet oxygen 1056
Photodecomposition, of carbon suboxide 597, 598
Photooxidation, of diaryl diazoalkanes 500, 501
Phthalazines, formation from imidines 1208, 1209

- Phthalazinones, formation from imidines 1208
tautomerism 1240, 1241
- Phthalogen compounds 1225–1228
- Pinacols, preparation 334, 349, 350
- Piperazines, synthesis from dinitriles and ammonia or amines 1172, 1175, 1176
- Piperidines, synthesis from diimidoates and amines 1171
synthesis from dinitriles and amines 1172
- pK_a values, of some imidines 1187
- Platinum(II), as olefin oxidant 1015, 1016
- Polymerization, equilibrium 940, 941
via macrocyclization process 940
- Potassium permanganate, as olefin oxidant 1021–1023
- Prévost reaction 1035
- Proton transfer mechanism, cyclic, in alcohol oxidation 264–267
in thermal decomposition of nitronate esters 266
non-cyclic, in alcohol oxidation 267, 268
- Pseudohalogens, symmetrical 802
- Pyrazine oxides, synthesis from dinitriles and hydroxylamine 1192
- Pyridazines, formation from imidines 1210
- Pyridines, macrocycle 1199, 1221
- Pyrolytic elimination 157, 215
mechanism 216–218
- Pyrrolidines, synthesis from diimidoates and amines 1171
synthesis from dinitriles and ammonia 1172
- Pyrrolidones, formation by imidine hydrolysis 1188
formation from pyrroline 1-oxides 1074
- Pyrroline 1-oxide, oxidation by lead tetraacetate 1074
- Quantum mechanical calculation, for elimination 190
- Quasicyclobutane transition state 949, 950
- Quinoline *N*-oxides, oxidation by lead tetraacetate 1074
- Radical anion 333
stability of 334
- Radical mechanism, for oxidation of alcohols 273–275
- Radical pair intermediates 551
- Reaction solvents, liquid crystals used as 123
- Rearrangement, of imidines 1196
- Reduction, of alkynes 335
of azo linkage 361–364
of azomethine linkage 355–361
of carbonyl compounds 339–354
by Grignard reagent 244, 245
by metal hydrides 250–258
of $C=N$ compounds 305
of imidines 1206, 1207
- Reduction potential, for benzophenones and thiobenzophenones 353
- Reductive elimination 1100, 1109, 1110
- Reformatsky reaction 247–250
- Regioselectivity, of 1,3-dipolar cycloadditions 398–402
of reaction of nitrile ylides with carbonyl compounds 414, 415
- Relative rate studies 558, 559
- Resonance effect, in carbenes 558, 559
- Retro-1,3-dipolar cycloaddition 431
in decomposition of 1,3,4-dioxazoles 441
in decomposition of isoxazolinic ring 440
in nitrone reaction with α , β -unsaturated carbonyl compounds 493, 494
with formation of carbonyl oxide 504
with formation of diazoimino compounds 459
with formation of nitrile imines 421
- Rhodium(III), as olefin oxidant 1015, 1016
- 'Ribbons' 576
- Ring-chain equilibrium, in metathesis reaction between macrocyclic and acyclic olefin 941
- Ring contraction, of cycloalkenes 983

- Ring expansion, of imidines 1207–1210
 of methylene cyclopentane 983
- Ritter reaction 355
- Rotation, 'free' 6
 restricted 4
- Ruthenium(III), as olefin oxidant 1015, 1016
- Salt effect, on stereochemistry of Wittig reaction 237
- Saytzev/Hofmann ratios 201, 203
- Saytzev product, of elimination 157
- Saytzev rule, for elimination in aprotic media 211
- Schiff bases, addition of phenols 303
 formation of 290–293
 oxidation by lead tetraacetate 1074, 1075
- Schröder–Van Laar equation 107
- Selenenyl halides, addition to alkenes 855–863
 anti stereospecific 857
 kinetic data 855, 856
 mechanism 855
- Selenium dioxide, as olefin oxidant 1065–1067
- Selenium tetrahalide, addition to alkenes 870–873
- Selenoxides, eliminations of 217
- Semicarbazones, electrochemical reduction 358
 formation of 295, 296
 oxidation by lead tetraacetate 1073, 1074
- Shimizu's Criterion 551
- Siloxycarbene 583
- Silver(I), catalyst for diazoester decomposition 557
 for oxidation of hydrazones 1077
- Silver carbonate, for oxidation of alcohols 273–275
- Silver carboxylate, for oxidation of olefins 1035, 1036
- Simmons–Smith reaction 556
- Singlet carbenes, reaction with olefins 552
- Singlet state, of C_1 601
 of methylene 535, 550
 of other carbenes 550
- Six-membered ring 'syndrome' 943
- Skell's Criterion 535, 536
 applied to determination of spin state 537
- Smectic phase 95, 96
 dielectric anisotropy in 122
 optical activity in 105
- $S=N$ bond, configuration on 45
 cycloaddition of nitrile oxides 444
 cycloaddition of nitrones 497
 reaction with carbenes 622
- $S=O$ bond, cycloaddition of nitrile oxides 444
- Solvation effect, asymmetric, in methylenation of olefins 631
- Solvent effect, on $A1$ and $A-S_E2$ hydrolysis of dioxolanes 282
 on concerted elimination 182–186
 on condensation of cyclopentanones with aldehydes 226
 on Darzens condensation 230, 231
 on 1,3-dipolar cycloaddition 384–386
 on Knoevenagel condensation 228, 229
 on orientation of elimination 202–207
 on rate of epoxidation 1038
 on Wittig reaction 236
- Solvents, liquid crystals used as 123
- Solvent sensing, using liquid crystals 123
- Solvocarbonylation, of diolefins 1111–1118
 of monoolefins 1119–1132
- Solvolysis, of organomercurials 974
- Solvometallation 1111–1113
- Solvometallation–carbonylation, of monoolefins 1121–1132
- Spin state 550
 of C_1 601
 of methine 606
 of nascent carbene 538
 of reactive divalent carbon species 537
- Spirocyclic interactions 576
- S_N2' process, in formation of π -allyl complexes 1105

- Stabilization energy, of acetonyl radical 144, 146
- Stark effect 7
- Statistical representation 16
- Staudinger molozonide 1047, 1049
- Stereochemistry, influence on concerted elimination 181, 182
- of addition of H and CO to $C=C$ 1139–1142
- of addition to unsymmetrical olefin 1106
- of aldol condensation 224–227
- of alkene mercuration 879
- of areneselenyl acetate addition to alkenes 864
- of arenesulphenyl chloride addition to styrenes and stilbenes 845
- of carbene addition to olefins 534–553
- of carbethoxycarbyne–olefin additions 607
- of carbonyl reduction, electrochemical 348–352
- with metal hydrides 252–257
- of C_1 –olefin additions 602, 603
- of concerted elimination in protic media 189–200
- acyclic systems 196, 197
- alicyclic systems 192–196
- syn–anti* dichotomy 197–200
- of electrochemical reduction of bicyclic oximes 360
- of electrochemical reduction of imines 359
- of elimination, terminology 156
- of halogen azide addition to alkenes 816
- of hydroxypalladation reaction 1116
- of iodonium addition to alkenes 810
- of molecules contain $X=Y$ groups 2–6
- of Reformatsky reaction 247–250
- of Wittig reaction 236–238
- Stereoselectivity, in carbenes reaction with olefins 566–569
- in Darzens condensation 231
- in ketone reduction by lithium-tri-*s*-butylborohydride 250, 251
- Stereospecificity, of cycloaddition of 1,3-dipoles to alkenes 379–383
- ‘Steric attraction’ effects 562, 568
- Steric effect, on carbene addition to olefins 565, 566, 593
- on carbenoid addition to olefins 565
- on conformation 54, 70
- on direction of addition 1143
- Steric hindrance, to nucleophilic attack of olefins by methanol 1127
- to proton abstraction 205
- Stilbenes, configuration assignment 13
- formation by arylation of enol esters 1014
- liquid crystals, preparation of 108
- Structural effect, on base-induced elimination 171
- on Grignard reaction 241, 242
- Structural selectivity, in cross-metathesis reactions 946–948
- Styrenes, addition of difluorocarbene 630
- configuration assignment 12
- oxidation of 986
- α -substituted, coupling of 1014
- Substituent effect, on E2 reactions of 1- and 2-arylethyl derivatives 187, 188
- on orientation of elimination 207–210
- on rate of $(E1cB)_R$ reactions 159
- on transition state of elimination 186–188
- Sulphenic acids, formation of 308
- Sulphenyl halides, addition to alkenes 828–854
- anti* stereospecific 833
- intermediate thiiranium ions 833
- non-regiospecific 833
- product stereochemistry 845, 846
- rate law 829
- reversible reaction 835
- Sulphinates, conformation 54
- Sulphines, configuration 44
- Sulphinic acids, as source of aryl groups 1013
- N*-Sulphonylaniline, addition of diphenylcarbene 622
- Sulphonylcarbenes 634

- Sulphonium ion, substituted, elimination with hydroxide ion 185
- N*-Sulphonyl sulphilimines, pyrolysis 217
- Sulphoxides, pyrolysis 217
- Sulphur, reaction with diazoalkanes 612
- reaction with $\text{PhHgCCl}_2\text{Br}$ 612
- 'Sulphur diimide', 1,4-addition of methylene 627
- Sulphur nucleophiles, elimination with 214, 215
- β -Sultines, intermediates in modified Wittig reaction 239
- Sydnone 479
- Symmetry considerations 8
- syn-anti* dichotomy 192
- origin 197–200
- syn*-Elimination 174, 175
- clinal 156, 190
- (E1cB)_{ip} mechanism 176
- effect of bases 199
- kinetic parameters 183, 184
- of cyclopentyl tosylates 196
- periplanar 156, 190
- Taft's equation 512
- Taft ρ^* value, for primary alcohols 271
- for reaction of electrophiles with methyl-substituted ethylenes 897
- for reaction of nitrile ylides with α -halo-substituted acetates 414
- Tellurium tetrahalide, addition to alkenes 873, 874
- Temperature sensing, using liquid crystals 123
- Tetramethylene-metal complex, in olefin metathesis reaction 950–953
- Tetrathioalkenes, electrochemistry of 339
- Tetrazaporphin, formation from imidines 1213, 1215
- Thallation, of alkenes 885–892
- Thallium(III), as chlorinating agent 989
- for oxidation of $\text{C}=\text{N}$ 1068, 1069
- reaction with olefins 979–992
- Thermochemistry, of $\text{X}=\text{Y}$ groups 131–146
- Thermotropic liquid crystals 95
- Thiadiazolines, intermediate in diazoalkane-thioketone reactions 611
- Thiiranes, synthesis from diarylthio ketones 611
- synthesis from elemental sulphur 612
- synthesis from thiophosgene 610
- Thiiranium ions 833
- Thioamides, conformation of 71
- Thiobenzophenones, reduction potentials 353
- Thiocarbonyl imines, cycloaddition to $\text{C}=\text{C}$ 516, 517
- Thiocarbonyl ylides, cycloaddition to $\text{C}=\text{C}$ and $\text{C}=\text{O}$ 514–516
- preparation 514
- structure 513, 514
- Thiocyanogen halide, addition to $\text{C}=\text{C}$ bonds 806, 807
- Thio esters, conformation 59
- Thio ketones, reaction with diazoalkanes 628, 629
- reaction with diazoesters 609, 611
- Thiolates, reaction with vinyl halides and esters 221
- Thiols, addition to $\text{C}=\text{N}$ compounds 302, 303
- addition to $\text{C}=\text{O}$ compounds 262, 263
- Thionylamines, configuration 45
- Thiophosgene, reaction with $\text{PhHgCCl}_2\text{Br}$ 610
- Thiosemicarbazone, formation of 297, 298
- Tosyl carbonates, prolysis 217
- Transalkylidenation, in olefin metathesis reaction 935–937
- Transannular interaction 1154
- Transition metal hydride complexes 1144
- Transition metal ions, as catalysts, for oxidation by H_2O_2 and peroxides 1029–1032
- for oxidation by iodine and silver carboxylate 1035, 1036
- for oxidation by O_2 1032–1035

- Transition metal oxides, for oxidation of olefins 1018–1021
- Transition states, cyclic, in alcohol oxidation 264
- E2 179
- for amine/carbonyl compound reaction 289
- for carbonylation of diolefin 1115
- for concerted elimination in protic media 178–189
- for 1,3-dipolar cycloadditions 388, 389
- for Grignard reaction 243
- metallocycle, in metathesis reaction 953–955
- quasicyclobutane, in metathesis reaction 949, 950
- Transmetallation, of monoolefins 1119, 1120
- trans-to-cis* transformations, of olefins 945, 946
- Treibs reaction 972
- Trialkyl imines, electrochemical reduction 357
- Triamidide 1169
- properties and reaction 1233
- Triaryl imines, electroreduction 356
- 1,3,5-Triazapentadienes—*see* Diamidides
- Triazenes, configuration 41
- Trinitriles, conversion to imidines 1180, 1181
- Triolefin Process 960
- 1,2,3-Trioxolanes, cleavage of unsymmetrical 506, 507
- conversion to carbonyl oxides 501–506
- Triplet carbenes 551
- ‘insertion’ reactions 552
- Triplet energy, estimation of for acetone 353
- Triplet state, of C_1 601
- of carbenes 550
- of methylene 535, 550
- Twisted nematic field effect 121
- Two-electron oxidation 1002
- 1,3-diiminoisoindoline and derivatives 1234–1239
- for study of some imidines 1241–1244
- liquid crystals used in 123
- Unimolecular elimination—*see* Elimination E1 mechanism
- Valence-bond structures 1107
- Vanadium(v), as olefin oxidant 1026–1028
- Vanadium compounds, as catalysts for epoxidation of olefins 1029, 1030
- Vinyl cation intermediates 222
- Vinyl ethers, conformation 60
- formation from olefins 1010
- hydrolysis 286, 287
- acid-catalysed 746
- Vinyl halides, reaction with nucleophiles 221, 222
- Vinylidenecarbenes—*see* Alkenylidene-carbenes
- Vinyl transfer 1155, 1157
- Vinyl triflates, conversion to unsaturated carbenes 594
- reaction with olefins 595–597
- Wacker process 1111
- for manufacture of acetaldehyde 1003
- Wadsworth–Emmons reaction 238
- Wittig condensation 232–240
- modified 238–240
- nature of intermediate 233–236
- solvent effect 236
- stereochemical and salt effects 236–238
- Wolff rearrangement, of ketocarbenes 624
- Woodward–Hoffmann notation, for cycloadditions 389
- Woodward’s *cis*-hydroxylation procedure 1035
- Xanthates, pyrolysis 217
- Ylides, azomethine—*see* Azomethine ylides
- carbonyl—*see* Carbonyl ylides

- intermediate in reactions of carbenes 564, 585
- nitrile—*see* Nitrile ylides
- phosphorus, reaction with dihalo-carbenes 617, 618
- thiocarbonyl—*see* Thiocarbonyl ylides
- Ylids, arsonium, properties of 240
- non-stabilized 233
- stabilized 232
- Zimmermann approach 392

