

# ORGANIC CHEMISTRY

W. H. PERKIN

F. STANLEY KIPPING

# Cornell University Library

BOUGHT WITH THE INCOME  
FROM THE  
SAGE ENDOWMENT FUND  
THE GIFT OF  
**Henry W. Sage**  
1891

A.80261

6/4/95

CORNELL UNIVERSITY LIBRARY



3 1924 092 922 057



Cornell University  
Library

The original of this book is in  
the Cornell University Library.

There are no known copyright restrictions in  
the United States on the use of the text.

<http://www.archive.org/details/cu31924092922057>

# ORGANIC CHEMISTRY

## PART II.

BY

W. H. PERKIN, JUN., Ph.D., F.R.S.

PROFESSOR OF ORGANIC CHEMISTRY IN THE OWENS COLLEGE

AND

F. STANLEY KIPPING, Ph.D., D.Sc. (LOND.)

LECTURER AND ASSISTANT IN THE CHEMICAL RESEARCH LABORATORY, CENTRAL  
TECHNICAL COLLEGE, CITY AND GUILDS OF LONDON INSTITUTE

J. B. LIPPINCOTT COMPANY  
PHILADELPHIA

1895



## PREFACE.

---

THE present volume (Part II.) consists principally of a description of the aromatic compounds, and, together with Part I., forms an introduction to Organic Chemistry.

The opening chapters of Part II. contain an account of coal-tar and its treatment. This leads naturally to a description of the preparation and properties of benzene, and to a discussion of its constitution in the light of facts previously dealt with; the student is thus made acquainted with the principal characteristics of aromatic, as distinct from fatty, compounds, and is then in a position to understand the classification of organic substances into these two main divisions.

The more important classes of aromatic compounds are then described, but in a somewhat different manner from that adopted in Part I., inasmuch as a general account of the properties of each class of substances is given before, instead of after, the more detailed description of typical compounds; this course is to a great extent free from the disadvantages which are found to attend its adoption at earlier stages, as the student has by this time acquired some experience of the more systematic method from a study of the summaries given in Part I.

Special attention has been given, as before, to questions of constitution, one of the objects being to train the student to think out such matters, and to try and deduce a constitutional

formula for a given substance, by comparing its properties with those of others of known constitution ; with this end in view, it has often been thought desirable to withhold the most important evidence in favour of the accepted constitutional formula until the subject had been discussed at some length.

The concluding chapters on dyes, alkaloids, and stereo-isomerism will doubtless offer the greatest difficulties, but, considering the importance of the matters with which they deal, their omission or curtailment was deemed inadvisable. The account of the alkaloids should be useful, more particularly to medical students, whilst the chapter on dyes deals with a variety of substances of even greater practical value, and indicates the methods employed in one of the most important applications of organic chemistry. The chapter on stereo-isomerism was included because, owing to the importance to which this theory has now attained, a text-book on organic chemistry would be incomplete without a brief discussion of the subject. The full directions which are given for the use of models will, it is hoped, lead to a clear conception of the views set forth.

The practical aspect of the science has again been kept well to the front, a detailed description of the preparation of all the more typical compounds being given (usually in smaller type), in order to facilitate the laboratory work, which must be regarded as a necessary accompaniment to the theoretical knowledge.

Our thanks are again due to Dr A. Harden for many valuable suggestions, as well as for help in revising the proof-sheets, and in preparing the index.



# CONTENTS.

---

	PAGE
CHAPTER XVII.—MANUFACTURE, PURIFICATION, PROPERTIES, AND CONSTITUTION OF BENZENE.....	295
CHAPTER XVIII.—ISOMERISM OF BENZENE DERIVATIVES, AND DETERMINATION OF THEIR CONSTITUTION.....	310
CHAPTER XIX.—GENERAL PROPERTIES OF AROMATIC COM- POUNDS.....	322
Classification of Organic Compounds.....	322
General Character of Aromatic Compounds.....	324
CHAPTER XX.—HOMOLOGUES OF BENZENE.....	328
Toluene—Xylenes—Mesitylene—Cumene—Cymene.....	334-339
Diphenyl—Diphenylmethane—Triphenylmethane.....	340
CHAPTER XXI.—HALOGEN DERIVATIVES OF BENZENE AND ITS HOMOLOGUES.....	341
Chlorobenzene — Bromobenzene — Chlorotoluene — Benzyl Chloride .....	347, 348
CHAPTER XXII.—NITRO-COMPOUNDS.....	350
Nitrobenzene—Meta-dinitrobenzene—Nitrotoluenes....	352-355
CHAPTER XXIII.—AMIDO-COMPOUNDS AND AMINES.....	355
Aniline and its Derivatives.....	361
Homologues of Aniline—Alkylanilines.....	364
Diphenylamine and Triphenylamine.....	367
Aromatic Amines—Benzylamine .....	368
CHAPTER XXIV.—DIAZO-COMPOUNDS AND DERIVATIVES.....	370
Diazoamido- and Amidoazo-compounds .....	374
Phenylhydrazine .....	376
Azo-compounds .....	377
CHAPTER XXV.—SULPHONIC ACIDS AND THEIR DERIVATIVES...	379
CHAPTER XXVI.—PHENOLS.....	385
Monohydric Phenols—Phenol—Picric Acid—Cresols ....	391-396
Dihydric Phenols—Catechol, Resorcinol, Hydroquinone..	398, 399
Trihydric Phenols.....	399
CHAPTER XXVII.—AROMATIC ALCOHOLS, ALDEHYDES, KETONES, AND QUINONES.....	402
Alcohols—Benzyl Alcohol.....	402, 403
Aldehydes—Benzaldehyde.....	405
Hydroxy-aldehydes—Salicylaldehyde.....	408, 409
Ketones—Acetophenone.....	411
Quinones—Quinone.....	413

	PAGE
CHAPTER XXVIII.—CARBOXYLIC ACIDS.....	416
Benzoic Acid—Benzoyl Chloride—Benzoic Anhydride— Benzamide—Benzonitrile.....	418–421
Substitution Products of Benzoic Acid.....	422
Tolnic Acids.....	423
Dibasic Acids—Phthalic Acid, Phthalic Anhydride, Iso- phthalic Acid, Terephthalic Acid.....	423–427
Phenylacetic Acid, Phenylpropionic Acid, and Derivatives..	427
Cinnamic Acid.....	430
CHAPTER XXIX.—HYDROXYCARBOXYLIC ACIDS.....	433
Salicylic Acid—Anisic Acid—Protocatechuic Acid—Gallic Acid—Tannin—Mandelic Acid.....	437–440
CHAPTER XXX.—NAPHTHALENE AND ITS DERIVATIVES.....	442
Naphthalene.....	442
Naphthalene Tetrachloride — Nitro-derivatives — Amido- derivatives — Naphthols — Sulphonic Acids — $\alpha$ -Naph- thaquinone— $\beta$ -Naphthaquinone.....	450–456
CHAPTER XXXI.—ANTHRACENE AND PHENANTHRENE.....	457
Anthracene.....	457
Anthraquinone — Alizarin — Phenanthrene — Phenanthra- quinone—Diphenic Acid.....	462–471
CHAPTER XXXII.—PYRIDINE AND QUINOLINE.....	471
Pyridine and its Derivatives.....	472
Piperidine.....	476
Homologues of Pyridine—Pyridinecarboxylic Acids.....	478
Quinoline.....	480
Secondary and Tertiary Aromatic Bases.....	483
CHAPTER XXXIII.—ALKALOIDS.....	484
Alkaloids derived from Pyridine, 488 ; from Quinoline.....	492
Alkaloids contained in Opium—Morphine, &c.....	495
Alkaloids related to Uric Acid—Caffeine, &c.....	497
Antipyrine, Kairine, Thalline.....	499
Choline, Betaine, Neurine, and Taurine.....	500
CHAPTER XXXIV.—DYES AND THEIR APPLICATION.....	502
Malachite Green, Pararosaniline, Rosaniline, Methylviolet, Aniline Blue.....	509–517
The Phthaleins—Phenolphthalein, Fluorescein, Eosin..	518–521
Azo-dyes—Aniline Yellow, Chrysoidine, Bismarck Brown, Helianthin, Resorcin Yellow, Rocellin, Congo-red, Benzopurpurins.....	522–526
Various Colouring Matters—Martius' Yellow, Methylene Blue, Indigo... ..	527
CHAPTER XXXV.—STEREO-ISOMERISM.....	528

# ORGANIC CHEMISTRY.

---

## PART II.

---

### CHAPTER XVII.

#### MANUFACTURE, PURIFICATION, PROPERTIES, AND CONSTITUTION OF BENZENE.

**Distillation of Coal-tar.**—When coal is strongly heated out of contact with air, it undergoes very complex changes, and yields a great variety of gaseous and liquid products, together with a solid, non-volatile residue of coke. This process of dry or destructive distillation is carried out on the large scale in the manufacture of coal-gas, for which purpose the coal is heated in clay or iron retorts, provided with air-tight doors; the gas and other volatile products escape from the retort through a pipe, and when distillation is at an end, the **coke**, a porous mass of carbon, containing the ash or mineral matter of the coal, is withdrawn.

The hot coal-gas passes first through a series of pipes or *condensers*, kept cool by immersion in water or simply by exposure to the air, and, as its temperature falls, it deposits a considerable quantity of **tar** and **gas-liquor**, which are run together into a large tank; it is then forced through, or washed with, water, in *washers* and *scrubbers*, and, after having been further freed from tar, ammonia, carbon dioxide, and sulphuretted hydrogen by suitable processes of purification, it

is led into the gas-holder and used for illuminating and heating purposes. The average volume percentage composition of purified coal-gas is  $H_2 = 47$ ,  $CH_4 = 36$ ,  $CO = 8$ ,  $CO_2 = 1$ ,  $N_2 = 4$ , and hydrocarbons, other than marsh-gas (acetylene, ethylene, benzene, &c.) = 4.

The coal-tar and the gas-liquor in the tank separate into two layers; the upper one consists of gas-liquor or ammoniacal-liquor (a yellow, unpleasant-smelling, aqueous solution of ammonium carbonate, ammonium sulphide, and numerous other compounds), from which practically the whole of the ammonia and ammonium salts of commerce are obtained. The lower layer in the tank is a dark, thick, oily liquid of sp. gr. 1.1 to 1.2, known as coal-tar. It is a mixture of a great number of organic compounds, and, although not long ago it was considered to be an obnoxious bye-product, it is now the sole source of very many substances of great industrial importance.

In order to partially separate the several constituents, the tar is submitted to fractional distillation; it is heated in large wrought-iron stills or retorts, and the vapours which pass off are condensed in long iron or lead worms immersed in water, the liquid distillate being collected in fractions. The point at which the receiver is changed is ascertained by means of a thermometer, which dips into the tar, as well as by the character of the distillate.

In this way tar may be roughly separated into the following fractions:

- I. Light oil or crude naphtha .....Collected up to  $170^{\circ}$ .
- II. Middle oil or carbolic oil..... " between 170 and  $230^{\circ}$ .
- III. Heavy oil or creosote oil..... " " 230 "  $270^{\circ}$ .
- IV. Anthracene oil..... " above  $270^{\circ}$ .
- V. Pitch.....Residue in the still.

I. The first crude fraction separates into two layers—namely, gas-liquor (which the tar always retains mechanically to some extent) and an oil which is lighter than water, its sp. gr. being about 0.975, hence the name, *light oil*. This oil is first redistilled from a smaller iron retort and the distillate

collected in three principal portions, passing over between  $82-110^{\circ}$ ,  $110-140^{\circ}$ , and  $140-170^{\circ}$  respectively. All these fractions consist principally of **hydrocarbons**, but contain basic substances, such as **pyridine**, acid substances, such as **phenol** or **carbolic acid**, and various other impurities; they are, therefore, separately agitated, first with concentrated sulphuric acid, which dissolves out the basic substances, and then with caustic soda, which removes the phenols (p. 385), being washed with water after each treatment; afterwards they are again distilled. The oil obtained in this way from the fraction collected between  $82$  and  $110^{\circ}$  consists principally of the hydrocarbons **benzene** and **toluene**, and is sold as '90 per cent. benzol;' that obtained from the fraction  $110-140^{\circ}$  consists essentially of the same two hydrocarbons (but in different proportions) together with **xylene**, and is sold as '50 per cent. benzol.\*' These two products are not usually further treated by the tar-distiller, but are worked up in the manner described later. The oil from the fraction collected between  $140-170^{\circ}$  consists of **xylene**, **pseudocumene**, **mesitylene**, &c., and is principally employed as '**solvent naphtha**,' also as '**burning naphtha**.'

II. The second crude fraction, or middle oil, collected between  $170$  and  $230^{\circ}$ , has a sp. gr. of about  $1.002$ , and consists principally of **naphthalene** and **carbolic acid**. On cooling, the **naphthalene** separates in crystals, which are drained and pressed to squeeze out adhering **carbolic acid** and other substances; the crude crystalline product is further purified by treatment with caustic soda and sulphuric acid successively, and finally sublimed or distilled. The oil from which the crystals have been separated is agitated with warm caustic soda to dissolve the **carbolic acid**; the alkaline solution is then drawn off from the insoluble portions of the oil and

\* Commercial '90 per cent. benzol' contains about 70 per cent., and '50 per cent. benzol' about 46 per cent. of pure benzene; the terms refer to the proportion of the mixture which passes over below  $100^{\circ}$  when the commercial product is distilled. Benzene, toluene, and xylene are known commercially as benzol, toluol, and xylol respectively.

treated with sulphuric acid, whereupon crude carboic acid separates as an oil, which is washed with water and again distilled; it is thus separated into crystalline (pure) carboic acid and liquid (impure) carboic acid.

III. The third crude fraction, collected between 230 and 270° is a greenish-yellow, fluorescent oil, specifically heavier than water; it contains **carboic acid**, **cresol**, **naphthalene**, **anthracene**, and other substances, and is chiefly employed under the name of 'creosote oil' for the preservation of timber.

IV. The fourth crude fraction, collected at 270° and upwards, consists of **anthracene**, **phenanthrene**, and other hydrocarbons which are solid at ordinary temperatures; the crystals which are deposited on cooling, after having been freed from oil by pressure, contain about 30 per cent. of anthracene, and are further purified by digestion with solvent naphtha, which dissolves the other hydrocarbons more readily than the anthracene; the product is then sold as '50 per cent. anthracene,' and is employed in the manufacture of alizarin dyes. The oil drained from the anthracene is re-distilled, to obtain a further quantity of the crystalline product, the non-crystallisable portions being known as '**anthracene oil**.'

V. The **pitch** in the still is run out while still hot, and is employed in the preparation of varnishes, for protecting wood and metal work, and in making asphalt.

The following table, taken partly from Ost's *Lehrbuch der technischen Chemie*, shows in a condensed form the process of tar distillation and the more important commercial products obtained.

**Benzene**,  $C_6H_6$ .—The crude '90 per cent. benzol' of the tar-distiller consists essentially of a mixture of benzene and toluene, but contains small quantities of xylene and other substances; on further fractional distillation in specially constructed apparatus (similar to that employed in the rectification of spirit), it is separated more or less completely into its

**COAL-TAR**

[illegible]

constituents. The benzene prepared in this way still contains small quantities of toluene, paraffins, carbon bisulphide, and other impurities, and may be further treated in the following manner: It is first cooled in a freezing mixture and the crystals of benzene quickly separated by filtration from the mother-liquor, which contains most of the impurities; after repeating this process, the benzene is carefully distilled, and the portion boiling at  $80-81^{\circ}$  collected separately. For ordinary purposes this purification is sufficient, but even now the benzene is not quite pure, and, when it is shaken with cold concentrated sulphuric acid, the latter darkens in colour owing to its having charred and dissolved the impurities; pure benzene, on the other hand, does not char with sulphuric acid, so that if the impure liquid be repeatedly shaken with small quantities of the acid, until the latter ceases to be discoloured, most of the foreign substances will be removed.

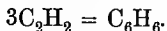
All coal-tar benzene, which has not been purified by repeated treatment with sulphuric acid, contains an interesting sulphur compound,  $C_4H_4S$ , named *thiophene*, which was discovered by V. Meyer; the presence of this substance is readily detected by shaking the sample with a little concentrated sulphuric acid and a trace of isatin (an oxidation product of indigo), when the acid assumes a beautiful blue colour (indophenin reaction); thiophene resembles benzene very closely in chemical and physical properties, and for this reason cannot be separated from it except by repeated treatment with sulphuric acid, which dissolves thiophene more readily than it does the hydrocarbon.

Although the whole of the benzene of commerce ('benzol') is prepared from coal-tar, the hydrocarbon is also present in small quantities in wood-tar and in the tarry distillate of many other substances, such as shale, peat, &c.; it may, in fact, be produced by passing the vapour of alcohol, ether, petroleum, or of many other volatile organic substances through a red-hot tube, because under these conditions such compounds lose hydrogen (and oxygen), and are converted into benzene and its derivatives.

Benzene may be produced synthetically by simply heating



acetylene at a dull-red heat, when 3 mols. (or 6 vols.) of the latter are converted into 1 mol. (or 2 vols.) of benzene,



Acetylene, generated from its copper derivative (part i. p. 83), is collected over mercury in a piece of hard glass-tubing, closed at one end and bent at an angle of about  $120^\circ$ ; when the tube is about half full of gas, the lower end is closed with a cork, and a piece of copper gauze wrapped round a portion of the horizontal limb, as shown (fig. 19). This portion of the tube is then carefully and strongly heated with a bunsen burner, the other end remaining immersed in the mercury; after a short time vapours appear in the tube, and minute drops of benzene condense on the sides, and if, after heating for about fifteen minutes, the tube be allowed to cool and the cork then removed, the mercury will rise, showing that a diminution in volume has taken place.


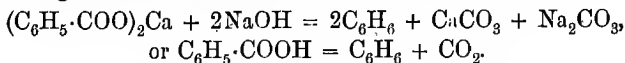


Fig. 19.

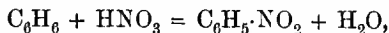
This conversion of acetylene into benzene is a process of polymerisation, and was first accomplished by Berthelot. It is, at the same time, an exceedingly important synthesis of benzene from its elements, because acetylene may be obtained by the direct combination of carbon and hydrogen.

Pure benzene may be conveniently prepared in small quantities by heating pure benzoic acid or calcium benzoate with soda-lime, a reaction which recalls the formation of marsh-gas from calcium acetate,

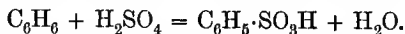


At ordinary temperatures benzene is a colourless, highly-refractive, mobile liquid of sp. gr. 0.8799 at 20°, but when cooled in a freezing mixture it solidifies to a crystalline mass, melting again at 6°, and boiling at 80.5°. It has a burning taste, a peculiar, not unpleasant smell, and is highly inflammable, burning with a luminous, very smoky flame, which is indicative of its richness in carbon; the luminosity of an ordinary coal-gas flame is, in fact, largely due to the presence of benzene. Although practically insoluble in water, benzene mixes with liquids such as alcohol, ether, and petroleum in all proportions; like the latter, it readily dissolves fats, resins, iodine, and other substances which are insoluble in water, and is for this reason extensively used as a solvent and for cleaning purposes; its principal use, however, is for the manufacture of nitrobenzene (p. 352) and other benzene derivatives.

Benzene is a very stable substance, and is resolved into simpler substances only with great difficulty; when boiled with concentrated alkalis, for example, it undergoes no change, and even when heated with solutions of such powerful oxidising agents as chromic acid or potassium permanganate, it is only very slowly attacked and decomposed, carbon dioxide and traces of other substances being formed. Under certain conditions, however, benzene readily yields *substitution* products; concentrated nitric acid, even at ordinary temperatures, converts the hydrocarbon into nitrobenzene by the substitution of the monovalent nitro-group  $\text{-NO}_2$ , for an atom of hydrogen,



and concentrated sulphuric acid, slowly at ordinary temperatures, but more rapidly on heating, transforms it into benzenesulphonic acid,



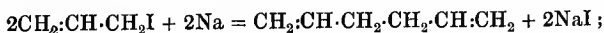
The action of chlorine and bromine on benzene is very remarkable: at moderately high temperatures, or in presence

of direct sunlight, it is rapidly converted into *additive* products, such as benzene hexachloride,  $C_6H_6Cl_6$ , and benzene hexabromide,  $C_6H_6Br_6$ , by direct combination with six (but never more than six) atoms of the halogen; in absence of sunlight and at ordinary temperatures, however, the hydrocarbon is slowly attacked, yielding *substitution* products, such as chlorobenzene,  $C_6H_5Cl$ , bromobenzene,  $C_6H_5Br$ , dichlorobenzene,  $C_6H_4Cl_2$ , &c.; when, again, some halogen carrier (p. 342), such as ferric chloride, iodine, &c., is present, action takes place readily at ordinary temperatures even in the dark, and substitution products are formed.

**Constitution of Benzene.**—It will be seen from these facts that although benzene, like the paraffins, is an extremely stable substance, it differs from them very considerably in chemical behaviour, more especially in being comparatively readily acted on by nitric acid, sulphuric acid, and halogens, and in forming additive products with the last named under certain conditions; if, again, its properties be compared with those of the unsaturated hydrocarbons of the ethylene or acetylene series, the contrast is even more striking, particularly when it is borne in mind that the molecular formula of benzene,  $C_6H_6$ , indicates a relation to these unsaturated hydrocarbons rather than to the saturated compounds of the methane series.

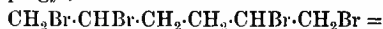
In order, then, to obtain some clue to the constitution of benzene, it is clearly of importance to carefully consider the properties of other unsaturated hydrocarbons of known constitution, and to ascertain in what respects they differ from benzene; for this purpose the compound *dipropargyl* may be chosen, as it has the same molecular formula as benzene.

Dipropargyl,  $C_6H_6$ , is obtained as follows: *diallyl* is first prepared by treating allyl iodide with sodium,

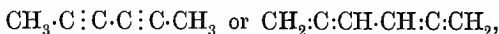


*diallyl* combines directly with bromine, yielding *diallyl tetra-*

bromide, and this, on treatment with alcoholic potash, loses 4 molecules of hydrogen bromide, and is converted into dipropargyl,

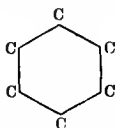


Now although dipropargyl and benzene are isomeric and similar in ordinary physical properties, they are absolutely different in chemical behaviour; the former is very unstable, readily undergoes polymerisation, combines energetically with bromine, giving *additive* compounds, and is immediately oxidised even by weak agents; it shows, in fact, all the properties of an unsaturated hydrocarbon of the acetylene series. Benzene, on the other hand, is extremely stable, is comparatively slowly acted on by bromine, giving (usually) *substitution* products, and is oxidised only very slowly even by the most powerful agents. Since, therefore, dipropargyl must be represented by the above formula in order to account for its method of formation and chemical properties, the constitution of benzene could not possibly be expressed by any similar formula, such as

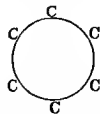


because compounds similar in constitution are always more or less similar in properties, and such a formula, therefore, would not afford the slightest indication of the enormous differences between benzene and dipropargyl.

This, and many other reasons which will be stated later, led to the conclusion that *the six carbon atoms in benzene form a closed-chain or nucleus* as represented by the symbol

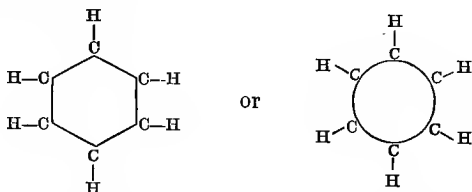


or



and this view, first suggested by Kekulé in 1865, is now universally accepted as the best explanation of the behaviour of benzene. Kekulé also pointed out that numerous facts

established during the study of the derivatives of benzene, admit of only one conclusion—namely, that *the molecule of benzene is symmetrical*, and that *each carbon atom is directly united with one* (and only one) *atom of hydrogen*, as represented by the formula

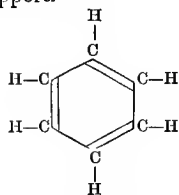


Of these, however, the former is always used in preference to the latter, partly because straight lines are invariably employed to represent direct union between two atoms, and partly on account of certain views which are discussed in a later chapter (p. 528).

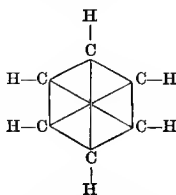
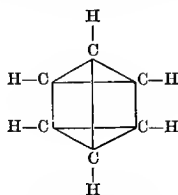
Up to this point all chemists are agreed, as the evidence which can be brought forward in support of this formula is simply overwhelming; nevertheless, at least one important matter has still to be settled, before it can be said that the constitution of benzene is established as far as present theories permit. The point referred to is, the manner in which the carbon atoms are united with one another. The whole theory of the constitution of organic compounds is based on the assumption that carbon is always tetravalent, and this assumption, as already explained (part i. p. 53), is expressed in graphic formulæ by drawing four lines from each carbon atom, in such a way as to show in what manner, and to which other atoms, the particular carbon atom in question is directly united. Now, if this be done in the case of benzene, it is clear that two of the four lines or bonds, which represent the valency of each carbon atom, must be drawn to meet two other carbon atoms, because unless each carbon atom is directly united with two others, the six could not together form a closed-chain; a third line or bond is easily accounted

for, because each carbon atom is directly united with hydrogen. In this way, however, only three of the four affinities of each carbon atom are disposed of, whereas it is assumed that carbon is always tetravalent, and it is known that each of the carbon atoms in benzene is still capable of combining with one monovalent group or atom.

The next question, then, to be considered is, how may the fourth affinity or combining power of each carbon atom be represented so as to give the clearest indication of the behaviour of benzene? Many chemists have attempted to answer this question, and several constitutional formulæ for benzene have been put forward; that suggested by Kekulé in 1865 was for a long time considered to be the most satisfactory, but others, such as those of Claus and Ladenburg, also received support.



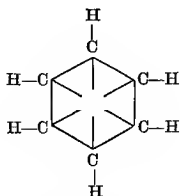
Kekulé.

Claus.  
(Diagonal formula.)Ladenburg.  
(Prism formula.)

It will be seen that these three formulæ all represent the molecule of benzene as a symmetrical closed-chain of six carbon atoms, and that they differ, in fact, only as regards the way in which the carbon atoms are represented as being united with one another; a little consideration will make it clear, moreover, that the only difference between them lies in the manner of indicating the state or condition of the fourth affinity of each carbon atom. In Kekulé's formula, for example, two lines (or a double bond) are drawn between alternate carbon atoms, a method of representation which is analogous to that adopted in the case of ethylene and other olefines; in the formulæ of Claus and Ladenburg, on the other hand, each carbon atom is represented as directly united

with three others (but with a different three in the two cases).

As it would be impossible to enter here into a discussion of the relative merits of the above three formulæ, it may at once be stated that they are all to some extent unsatisfactory, as they do not account for certain facts which have been established by Baeyer during an extended study of benzene derivatives. In order to meet these objections, it has recently been suggested by Armstrong, and shortly afterwards by Baeyer, that the constitution of benzene may be best represented by the formula



Armstrong (Centric formula).

which, although in the main similar to those given above, especially to that of Claus, differs from them all in this: The fourth affinity of each of the six carbon atoms is represented as directed towards a centre (as shown by the short lines) in order to indicate that, by the mutual action of the six affinities, the power of each is exhausted or rendered latent, without bringing about actual union with another carbon atom. This formula, named by Baeyer the *centric formula*, accounts for all facts relating to benzene and its derivatives, at least as well as, and in some respects better than any which has yet been advanced, and its very indefiniteness must be regarded as a point in its favour; it is, therefore, generally adopted at the present time.

It now becomes necessary to give at greater length a few of the more important arguments which, in addition to those already considered, have led to the conclusion that the molecule of benzene consists of a symmetrical closed-chain

of six carbon atoms, each of which is united with one atom of hydrogen; also to point out how simply and accurately this view of its constitution accounts for a number of facts, relating to benzene and its derivatives, which would otherwise be incapable of explanation.

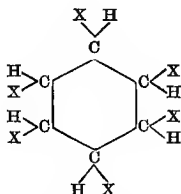
In the first place, then, it may be repeated that benzene is a very stable substance; although it is readily acted on by powerful chemical agents, such as nitric acid, sulphuric acid, and bromine, and thereby converted into new compounds, all these products or derivatives of benzene contain six carbon atoms; the hydrogen atoms may be displaced by certain atoms or groups, and these, in their turn, may be displaced by others, but in spite of all these changes, the six atoms of carbon remain, forming, as it were, a stable and permanent *nucleus*. This is expressed in the formula by the closed-chain of six carbon atoms, all of which are represented in the same state of combination, which implies that there is no reason why one should be attacked and taken away more readily than another.

Again, a great many compounds, which may be prepared from, and converted into, benzene, contain more than six atoms of carbon; when, however, such compounds are treated in a suitable manner, they are easily converted into substances containing six, but not less than six atoms of carbon. This fact shows that in these benzene derivatives there are six atoms of carbon which are in some way different from the others, and this is also accounted for by assuming the existence of the stable nucleus; the additional carbon atoms, not forming part of, but being simply united with, this nucleus, are more easily attacked and removed.

Further, it will be remembered that although benzene usually gives substitution products, it is capable, under certain conditions, of forming additive products of the type  $C_6H_6X_6$ ; this behaviour is also accounted for, since, in the formula, only three of the four affinities of each carbon atom are represented as actively engaged, and each carbon atom is

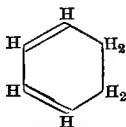


therefore capable of combining directly with one monovalent atom or group, so as to form finally a fully saturated compound of the type,

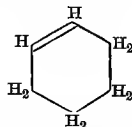


When benzene is *partially* reduced and converted into a di- or tetra-additive derivative, the compounds obtained differ very much from the original hydrocarbon, the difference being, in fact, much the same as that which exists between saturated and unsaturated compounds; in other words, when benzene or a derivative of benzene combines with two or four monad atoms, the product is no longer characterised by great stability, but shows the ordinary behaviour of unsaturated compounds, inasmuch as it is readily oxidised and readily combines with bromine.

Dihydrobenzene,  $C_6H_8$ , and tetrahydrobenzene,  $C_6H_{10}$ , combine directly with bromine at ordinary temperatures to form the compounds  $C_6H_8Br_4$  and  $C_6H_{10}Br_2$  respectively, just as ethylene under similar conditions yields ethylene dibromide. These facts are accounted for by assuming that, whenever benzene and its derivatives are converted into di- and tetra-additive compounds, the symmetry of the molecule is disturbed; two or four of the six carbon affinities (represented in the centric formula by the short lines directed towards the centre) being now occupied in combining with the additive atoms, the remainder are released from their original state of combination, and become united in the same way as in ethylene; di- and tetra-hydrobenzene, for example, may be represented by the formulæ



Dihydrobenzene, or  
benzene dihydride.



Tetrahydrobenzene, or  
benzene tetrahydride.

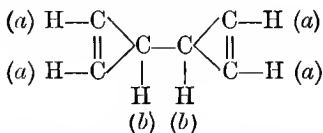
## CHAPTER XVIII.

ISOMERISM OF BENZENE DERIVATIVES, AND DETERMINATION  
OF THEIR CONSTITUTION.

The most convincing evidence that the molecule of benzene is symmetrical is derived from a study of the isomerism of benzene derivatives. It has been proved, in the first place, that it is possible to substitute 1, 2, 3, 4, 5, or 6 monovalent atoms or groups for a corresponding number of the hydrogen atoms in benzene, compounds such as bromobenzene,  $C_6H_5Br$ , dinitrobenzene,  $C_6H_4(NO_2)_2$ , trimethylbenzene,  $C_6H_3(CH_3)_3$ , tetrachlorobenzene,  $C_6H_2Cl_4$ , pentamethylbenzene,  $C_6H(CH_3)_5$ , and hexacarboxybenzene,  $C_6(COOH)_6$ , being produced; the substituting atoms or groups may, moreover, be identical or dissimilar.

An examination of such substitution products of benzene has shown that when only *one* atom of hydrogen is displaced by any given atom or group, the same compound is always produced—that is to say, *the mono-substitution products of benzene exist only in one form*; when, for example, one atom of hydrogen is displaced by a nitro-group, no matter in what way this change may be brought about, the same substance, nitrobenzene,  $C_6H_5 \cdot NO_2$ , is always produced.

The only conclusion to be drawn from this fact is that the molecule of benzene is symmetrical; if it were not, but were represented by any formula, such as



it would be possible, by displacing one atom of hydrogen, to obtain (at least) two isomeric products; one by displacing one

of the (*a*), another by displacing one of the (*b*), hydrogen atoms.

The existence of the mono-substitution products of benzene in one form only, might, of course, be explained by assuming that one particular hydrogen atom was always displaced first; when, for example, acetic acid is treated with soda, only one of the four hydrogen atoms is displaceable, and consequently the same salt is invariably produced. In the case of benzene, however, it has been shown that the same substance is formed no matter which of the six hydrogen atoms is displaced; therefore they are all in the same state of combination.

The manner in which this has been done may be indicated by the following example: Phenol,  $C_6H_5 \cdot OH$ , or hydroxybenzene, obtained indirectly by displacing one atom of hydrogen (*A*) by the hydroxyl-group, may, with the aid of phosphorus pentabromide, be directly converted into bromobenzene,  $C_6H_5Br$ , and the latter may be transformed into benzoic acid (or carboxybenzene),  $C_6H_5 \cdot COOH$ , by submitting it to the action of sodium and carbon dioxide; as these three substances are produced from one another by simple interactions, there is every reason to suppose that the carboxyl-group in benzoic acid is united with the same carbon atom as the bromine atom in bromobenzene and the hydroxyl-group in phenol; that is to say, that the same hydrogen atom (*A*) has been displaced in all three cases. Now the benzoic acid obtained in this way may be converted into three different hydroxybenzoic acids of the composition  $C_6H_4(OH) \cdot COOH$ , the difference between them being due to the fact that the hydroxyl-group has displaced a different hydrogen atom (*B.C.D.*) in each case; each of these hydroxybenzoic acids forms a calcium salt which yields phenol on distillation (the carboxyl-group being displaced by hydrogen), and the three specimens of phenol thus produced are identical with the original phenol; it is evident, therefore, that at least four (*A.B.C.D.*) hydrogen atoms in benzene are in the same state of combination, and occupy the same relative position in the molecule; in a similar manner it can be shown that this is true of all six.

By substituting *two* monovalent atoms or groups for two of the atoms of hydrogen in benzene, three, but not more than three substances having different properties are obtained;

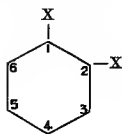
there are, for example, three dinitrobenzenes,  $C_6H_4(NO_2)_2$ , three dibromobenzenes,  $C_6H_4Br_2$ , three dihydroxybenzenes,  $C_6H_4(OH)_2$ , three nitrohydroxybenzenes,  $C_6H_4(NO_2) \cdot OH$ , and so on.

Three isomerides are not always produced in any particular reaction, and all di-substitution products of benzene are not *known* to exist in three forms; but from the study of a great many compounds of this kind, it is practically certain that they all could be obtained in three isomeric modifications.

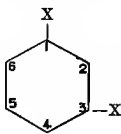
Now the existence of these three isomerides can be accounted for in a very simple manner with the aid of the formula already given, which, for this purpose, may conveniently be represented by a simple hexagon, numbered as shown, the symbols C and H being omitted for the sake of simplicity.



Suppose that any mono-substitution product,  $C_6H_5X$ , which, as already stated, exists only in one form, be converted into a di-substitution product,  $C_6H_4X_2$ ; then if it be assumed that the atom or group (X) first introduced occupied any given position, say that numbered 1, the second atom or group may have substituted any one of the hydrogen atoms at 2, 3, 4, 5, or 6, giving a substance, the constitution of which might be represented by one of the following five formulæ:



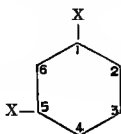
I.



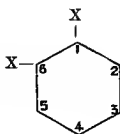
II.



III.



IV.



V.

These five formulæ, however, represent three isomeric substances, and three only. The formula (iv.) represents a compound in which the several atoms occupy the same relative

positions as in the substance represented by the formula (II.), and for the same reason the formula (V.) is identical with (I.). Although there is at first sight an apparent difference, a little consideration will show that this is simply due to the fact that the formulæ are viewed from one point only; if the formulæ IV. and V. be held before a mirror, or viewed through the paper, it will be seen at once that they are identical with II. and I. respectively. Each of the formulæ I., II., and III., on the other hand, represents a different substance, because in no two cases are all the atoms in the same relative positions; in other words, the di-substitution products of benzene exist theoretically in three isomeric forms.

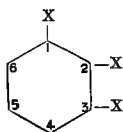
In the foregoing examples the two substituting atoms or groups have been considered to be identical, but even when they are different, experience has shown that only three di-substitution products can be obtained, and this fact, again, is in accordance with the theory. If in the above five formulæ either of the X's be written Y to express a difference in the substituting groups, it will be seen that, as before, the formula I. is identical with V., and II. with IV., but that I., II., and III. all represent different arrangements of the atoms—that is to say, three different substances.

Since *the di-substitution products of benzene exist in three isomeric forms*, it is convenient to have some way of distinguishing them by name; for this reason all di-substitution products which are found to have the constitution represented by formula I. are called **ortho**-compounds, and the substituting atoms or groups are said to be in the ortho- or 1:2-position to one another; those substances which may be represented by the formula II. are termed **meta**-compounds, and the substituting atoms or groups are spoken of as occupying the meta- or 1:3-position; the term **para** is applied to compounds represented by the formula III., in which the atoms or groups are situated in the para- or 1:4-position.

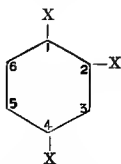
Ortho-compounds, then, are those in which it is assumed, for reasons given below, that the two substituting atoms or

groups are combined with carbon atoms which are themselves *directly united*; instead of expressing the constitution of any ortho-compound by the formula 1., and representing the substituting atoms or groups as combined with the carbon atoms 1 and 2, it would therefore be just the same if they were represented as united with the carbon atoms 2 and 3, 3 and 4, 4 and 5, 5 and 6, or 6 and 1; the arrangement of all the atoms would be the same, because the benzene molecule is symmetrical, and the numbering of the carbon atoms simply a matter of convenience. In a similar manner the substituting atoms or groups in meta-compounds may be represented as combined with any two carbon atoms which are themselves not directly united, but linked together by one carbon atom; it is quite immaterial which two carbon atoms are chosen, since atoms or groups occupying the 1:3, 2:4, 3:5, 4:6, or 5:1-position are identically situated with regard to all the other atoms of the molecule. For the same reason para-compounds may be represented by placing the substituting atoms or groups in the 1:4, 2:5, or 3:6-position.

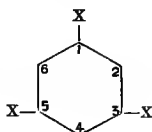
When more than two atoms of hydrogen in benzene are substituted, it has been found that the number of isomerides differs according as the substituting atoms or groups are identical or not. By displacing *three* atoms of hydrogen by three identical atoms or groups, three isomerides can be obtained, three trimethylbenzenes,  $C_6H_3(CH_3)_3$ , for example, being known. Again, the existence of these isomerides can be easily accounted for, since their constitutions may be represented as follows :



Adjacent.



Asymmetrical.

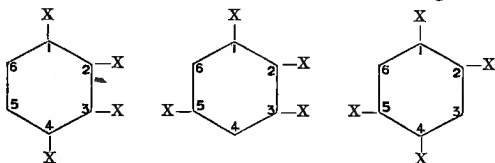


Symmetrical.

No matter in what other positions the substituting atoms or

groups be placed, it will be found that the arrangement is the same as that represented by one of the above formulæ; the position 1:2:3, for example, is identical with 2:3:4, 3:4:5, &c.; 1:3:4 with 2:4:5, 3:5:6, &c., and 1:3:5 with 2:4:6. For the purpose of referring to such tri-substitution products, the terms given above are often employed.

The tetra-substitution products of benzene, in which all the substituting atoms or groups are identical, also exist in three isomeric forms represented by the following formulæ:



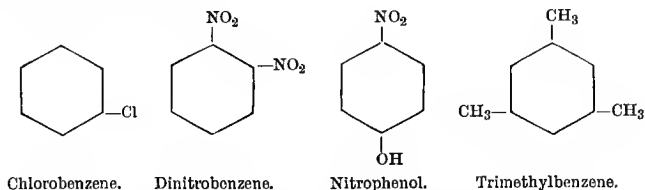
When, however, five or six atoms of hydrogen are displaced by identical atoms or groups, only one substance is produced.

When more than two atoms of hydrogen are displaced by atoms or groups which are not all identical, the number of isomerides which can be obtained is very considerable; in the case of any tri-substitution product,  $C_6H_3X_2Y$ , for example, six isomerides might be formed, as may be easily seen by assigning a definite position, say 1, to  $Y$ ; the isomerides would then be represented by formulæ in which the groups occupied the position 1:2:3, 1:2:4, 1:2:5, 1:2:6, 1:3:4, or 1:3:5, all of which would be different.

All the cases of isomerism considered up to the present have been those due to the substituting atoms or groups occupying different relative positions in the benzene nucleus; as, however, many benzene derivatives contain groups of atoms which themselves exist in isomeric forms, such compounds also exhibit isomerism exactly similar to that already met with in the case of the paraffins, alcohols, &c. There are, for example, two isomeric hydrocarbons of the composition  $C_6H_5 \cdot C_3H_7$ , namely, *propylbenzene*,  $C_6H_5 \cdot CH_2 \cdot CH_2 \cdot CH_3$ , and *isopropylbenzene*,  $C_6H_5 \cdot CH(CH_3)_2$ , just as there are two isomeric ethereal salts of the composition  $C_3H_7I$ . As, moreover, the two propylbenzenes,  $C_6H_5 \cdot C_3H_7$ , are isomeric

with the three (ortho-, meta-, and para-) ethylmethylbenzenes,  $C_6H_4(C_2H_5) \cdot CH_3$ , and also with the three (adjacent, symmetrical, and asymmetrical) trimethylbenzenes,  $C_6H_3(CH_3)_3$ , there are in all eight hydrocarbons of the molecular formula  $C_9H_{12}$ , derived from benzene.

In studying the isomerism of benzene derivatives, the clearest impressions will be gained by invariably making use of a simple, unnumbered hexagon to represent  $C_6H_6$ , and by expressing the constitutions of simple substitution products by formulæ such as

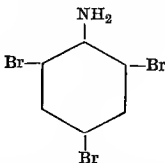


The omission of the symbols C and H is attended by no disadvantage whatsoever, because, in order to convert the above into the ordinary molecular formulæ, it is only necessary to write  $C_6$  instead of the hexagon, and then to count the unoccupied corners of the hexagon to find the number of hydrogen atoms in the nucleus, the substituting atoms or groups being added afterwards. In the case of chlorobenzene, for example, there are five unoccupied corners, so that the molecular formula is  $C_6H_5Cl$ ; whereas in the case of trimethylbenzene there are three, and the formula, therefore, is  $C_6H_3(CH_3)_3$ .

As, however, such graphic formulæ occupy a great deal of space, their constant use in a text-book is out of the question, and other methods have to be adopted. The most usual course in the case of the di-derivatives is to employ the terms ortho-, meta-, and para-, or simply the letters *o*, *m*, and *p*, as, for example, ortho-dinitrobenzene or *o*-dinitrobenzene, meta-nitraniline or *m*-nitraniline, para-nitrophenol or *p*-nitrophenol; the relative positions of the atoms or groups may also be ex-



pressed by numbers; ortho-chloronitrobenzene, for example, may be described as 1:2-chloronitrobenzene, as  $C_6H_4 \begin{smallmatrix} \text{Cl} & (1) \\ \text{NO}_2 & (2) \end{smallmatrix}$ , or as  $C_6H_4 \begin{smallmatrix} 1 & 2 \\ \text{Cl} & \text{NO}_2 \end{smallmatrix}$ , the corresponding para-compound as 1:4-chloronitrobenzene, as  $C_6H_4 \begin{smallmatrix} \text{Cl} & (1) \\ \text{NO}_2 & (4) \end{smallmatrix}$ , or as  $C_6H_4 \begin{smallmatrix} 1 & 4 \\ \text{Cl} & \text{NO}_2 \end{smallmatrix}$ . In the case of the tri-derivatives the terms symmetrical, asymmetrical, and adjacent (compare p. 314) may be employed when all the atoms or groups are the same, but when they are different the constitution of the compound is usually expressed with the aid of numbers; the tribromaniline of the constitution



for example, is described as  $C_6H_2Br_3 \cdot NH_2 \begin{smallmatrix} 1 & 3 & 5 & 6 \\ [Br:Br:Br:NH_2] \end{smallmatrix}$ , or as  $C_6H_2Br_3 \cdot NH_2 [3Br:NH_2 = 2:4:6:1]$ , and it is of course quite immaterial from which corner of the imaginary hexagon the numbering is commenced.

#### *Determination of the Constitution of Benzene Derivatives.*

It has been pointed out that the di-substitution products of benzene, such as dibromobenzene,  $C_6H_4Br_2$ , dihydroxybenzene,  $C_6H_4(OH)_2$ , and nitraniline,  $C_6H_4(NO_2) \cdot NH_2$ , exist in three isomeric forms, and that their isomerism is due to the different relative positions of the substituting atoms or groups in the benzene nucleus; it is evident, however, that in order to arrive at the constitution of any one of these substances, and to be able to say whether it is an ortho-, meta-, or para-compound, a great deal of additional information is required.

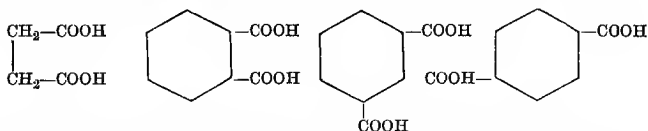
Now the methods which are adopted in deciding questions of this kind at the present time are comparatively simple, but they are based on the results of work which has extended over many years. It has been found, in the first place, that

a given di-substitution product of benzene may be converted by more or less indirect methods into many of the other di-substitution products of the *same series*; *ortho*-dinitrobenzene,  $C_6H_4(NO_2)_2$ , for example, may be transformed into *o*-diamidobenzene,  $C_6H_4(NH_2)_2$ , *o*-dihydroxybenzene,  $C_6H_4(OH)_2$ , *o*-dibromobenzene,  $C_6H_4Br_2$ , *o*-dimethylbenzene,  $C_6H_4(CH_3)_2$ , and so on, similar changes being also possible in the case of meta- and para-compounds. If, therefore, it can be ascertained to which series a given di-substitution product belongs, the constitution of other di-substitution products of this series may be easily determined; suppose, for example, that it could be proved that of the three dinitrobenzenes, the compound melting at  $90^\circ$  is a meta-compound, then it would necessarily follow that the diamido-, dihydroxy-, dibromo-, and other di-derivatives of benzene obtained from this particular dinitro-compound by substituting other atoms or groups for the two nitro-groups, must also be meta-compounds; it would also be known that the di-derivatives of benzene obtained from the other two dinitrobenzenes, melting at  $118^\circ$  and  $173^\circ$  respectively, in a similar manner must be either *ortho*- or para-compounds.

It was necessary, therefore, in the first place, to determine the constitution of one or two di-derivatives of each series; these substances then served as standards, and the constitution of any other di-derivative was established by converting it by suitable reactions into one of these standards.

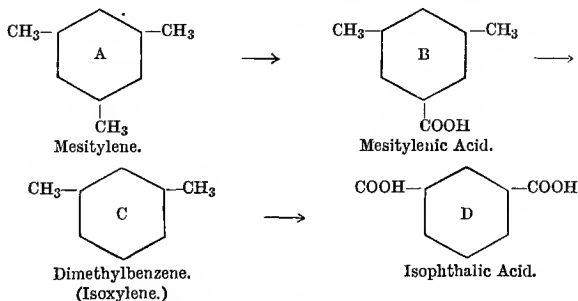
As an illustration of the methods and arguments originally employed in the solution of problems of this nature, the case of the dicarboxy- and dimethyl-derivatives of benzene may be quoted. Of the three dicarboxybenzenes,  $C_6H_4(COOH)_2$ , one—namely, phthalic acid (p. 425), is very readily converted into its anhydride, but all attempts to prepare the anhydrides of the other two acids (isophthalic acid and terephthalic acid, pp. 426, 427) result in failure; it is assumed, therefore, that the acid which gives the anhydride is the *o*-compound, because, from a study of the behaviour of many other dicar-

boxylic acids, it has been found that anhydride formation takes place most readily when the two carboxyl-groups are severally combined with two carbon atoms which are themselves directly united, as, for example, in the case of succinic acid. In other words, if the graphic formulæ of succinic acid and of the three dicarboxy-derivatives of benzene be compared, it will be evident that in the *o*-compound the relative position or state of combination of the two carboxyl-groups is practically the same as in succinic acid, but quite otherwise in the case of the *m*- and *p*-compounds.



For this, and other reasons not stated here, phthalic acid may be provisionally regarded as an *ortho*-dicarboxybenzene.

Again, the hydrocarbon mesitylene or trimethylbenzene,  $\text{C}_6\text{H}_3(\text{CH}_3)_3$ , may be produced synthetically from acetone (p. 337), and its formation in this way can be explained in a simple manner, only by assuming that mesitylene is a symmetrical trimethylbenzene of the constitution (A).



When this hydrocarbon is carefully oxidised, it yields an acid (B) of the composition  $\text{C}_6\text{H}_3(\text{CH}_3)_2\text{COOH}$  (by the conversion of one of the methyl-groups into carboxyl), from which a dimethylbenzene,  $\text{C}_6\text{H}_4(\text{CH}_3)_2$  (C), is easily obtained by the

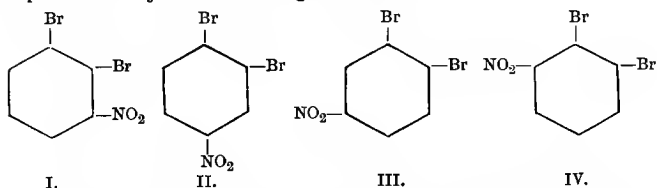
substitution of hydrogen for the carboxyl-group. This dimethylbenzene, therefore, is a *meta*-compound, because no matter which of the original three methyl-groups in mesitylene has been finally displaced by hydrogen, the remaining two must occupy the *m*-position. Now when this dimethylbenzene is oxidised with chromic acid, it is converted into a dicarboxylic acid (D)—namely, isophthalic acid,  $C_6H_4(COOH)_2$ , which, therefore, must also be regarded as a *meta*-compound; the constitution of two of the three isomeric dicarboxy-derivatives of benzene having been thus determined, the third—namely, terephthalic acid, can only be the *para*-compound.

It is now a comparatively simple matter to ascertain to which series any of the three dimethylbenzenes belongs; one of them having been found to be the *meta*-compound, all that is necessary is to submit each of the other two to oxidation, and that which gives phthalic acid will be the *ortho*-compound, whilst that which yields terephthalic acid will be the *para*-derivative. Moreover, the constitution of any other di-substitution product of benzene may now be determined without difficulty, provided that it is possible to convert it into one of these standards by simple reactions.

As the methods which have just been indicated are based entirely on arguments drawn from analogy, or from deductions as to the probable course of certain reactions, the conclusions to which they lead cannot be accepted without reserve; there are, however, several other ways in which it is possible to distinguish with much greater certainty between *ortho*-, *meta*-, and *para*-compounds, and of these that employed by Körner may be given as an example.

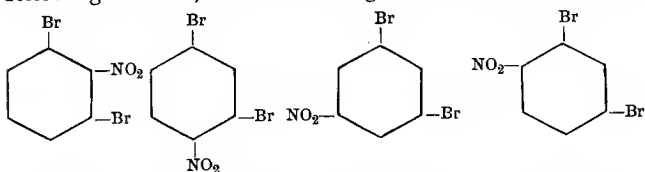
Körner's method is based on the fact that, if any di-substitution product of benzene be converted into a tri-derivative by further displacement of hydrogen of the nucleus, the number of isomerides which may be obtained from an *ortho*-, *meta*-, and *para*-compound is different in the three cases, so that by ascertaining the number of these products the constitution of the original di-derivative may be established. Suppose,

for example, that one of the three isomeric dibromobenzenes be converted into nitrodibromobenzene by treatment with nitric acid; then, if it be the *ortho*-dibromo-compound, it is possible to obtain from it *two*, but only two, nitrodibromobenzenes, because, although there are four hydrogen atoms, any one of which may be displaced by a nitro-group, as represented by the following formulæ,

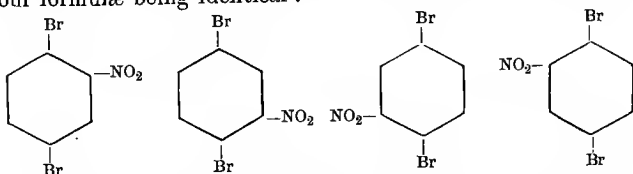


the compound of the constitution (III.) is identical with (II.), and (IV.) with (I.), the relative positions of all the atoms being the same in the two cases respectively.

If, on the other hand, the dibromobenzene be the *meta*-compound, it might yield *three*, and only three, isomeric nitro-derivatives, which would be represented by the first three of the following formulæ, the fourth being identical with the second:



Finally, if the substance in question be *para*-dibromobenzene, it could give only *one* nitro-derivative, the following four formulæ being identical:



It is obvious, then, that this method may be applied in

ascertaining to which series any di-substitution product belongs; it may also be employed in determining the constitution of the tri-derivatives in a similar manner.

At the present time, therefore, the constitution of any new benzene derivative is, as a rule, very easily ascertained; it is simply converted into some compound of known constitution, or the number of isomerides obtained from it by substitution is determined.

---

## CHAPTER XIX.

### GENERAL PROPERTIES OF AROMATIC COMPOUNDS.

**Classification of Organic Compounds.**—The examples given in the foregoing pages will have afforded some indication of the large number of compounds which it is possible to prepare from benzene, by the substitution of various elements or groups for atoms of hydrogen; as the substances formed in this way, and many other benzene derivatives which occur in nature, or may be prepared synthetically, still retain much of the characteristic chemical behaviour of benzene, and differ in many respects from the paraffins, alcohols, acids, and all other compounds previously considered (part i.), it is convenient to class benzene and its derivatives in a separate group.

Organic compounds are therefore classed in two principal divisions, the **fatty** and the **aromatic**. The word 'fatty,' originally applied to some of the acids of the  $C_nH_{2n}O_2$  series (part i. p. 142), is now used to denote all compounds which may be considered as derivatives of marsh-gas, and which cannot be regarded as directly derived from benzene; all the compounds described in part i. belong to the fatty group or division. Benzene and its derivatives, on the other hand, are classed in the 'aromatic' group, this term having been first applied to certain naturally occurring compounds (which

have since been proved to be benzene derivatives) on account of their peculiar aromatic odour.

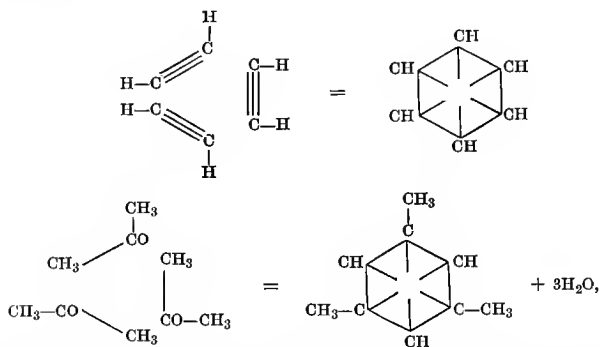
The fundamental distinction between fatty and aromatic compounds is one of constitution. The reasons which have led to the conclusion that benzene contains a closed chain of six carbon atoms being equally valid in the case of its derivatives, it is assumed that this (or a similar) nucleus is present in all aromatic compounds. The constitution of a fatty compound, however, is almost invariably expressed by a formula such as  $\text{CH}_3\cdot\text{CH}_2\cdot\text{CH}_2\cdot\text{CH}_3$ ,  $\text{CH}_2(\text{OH})\cdot\text{CH}(\text{OH})\cdot\text{CH}_2(\text{OH})$ , and  $\text{COOH}\cdot\text{CH}_2\cdot\text{CH}_2\cdot\text{COOH}$ , in which the carbon atoms do not form a closed-, but an open-chain;\* such compounds, moreover, may be regarded as derived from marsh-gas by a series of simple steps. For these reasons, compounds belonging to the fatty series are often spoken of as *open-chain* compounds, in contradistinction to the *closed-chain* compounds of the aromatic group.

It must not, however, be supposed that all aromatic are sharply distinguished in any way from all fatty compounds, or that either class can be defined in any exact terms. Many compounds, the constitutions of which must be represented by closed-chain formulæ, are nevertheless placed in the fatty group, simply because to class them in the aromatic division would remove them from those substances to which they are most closely related; succinimide (part i. p. 237), for example, is a closed-chain compound in the strict sense of the word, but is clearly more conveniently considered in the fatty series, because of its relationship to succinic acid. Although, again, the members of the aromatic group may all be regarded as derivatives of benzene, they may also be considered as derived from marsh-gas, since not only benzene itself, but many other aromatic compounds, may be directly obtained from members

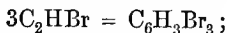
\* The terms 'open-chain' and 'closed-chain' originated in the chain-like appearance of the graphic formulæ as usually written, and are not intended to convey the idea that the atoms are joined together by any form of matter, or that they are all arranged in straight lines.

of the fatty series by simple reactions, and, conversely, many aromatic compounds may be converted into those of the fatty series.

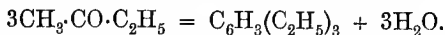
Some examples of the production of aromatic from fatty compounds have already been given—namely, the formation of benzene by the polymerisation of acetylene, and that of mesitylene by the condensation of acetone; these two changes may be expressed graphically in the following manner :



and may be regarded as typical reactions, because many other substances, similar in constitution to acetylene and acetone respectively, may be caused to undergo analogous transformations. Bromoacetylene,  $\text{CBr}:\text{CH}$ , for example, may be converted into (symmetrical) tribromobenzene, simply by leaving it exposed to direct sunlight,



and methylethyl ketone (a homologue of acetone) is transformed into symmetrical triethylbenzene (a homologue of mesitylene) by distilling it with sulphuric acid,

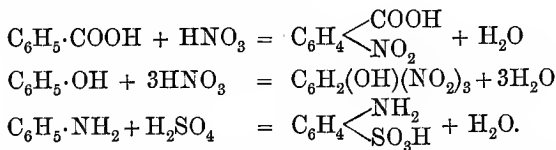


**General Character of Aromatic Compounds.**—Although, then, it is impossible to draw any sharp line between fatty and



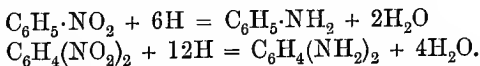
aromatic compounds, and many substances are known which form a connecting link between the two divisions, the great majority of aromatic substances differ materially from those of the fatty division in constitution, and consequently also in properties.

Speaking generally, aromatic compounds contain a larger percentage of carbon than those of the fatty division, and probably for this reason, they are more frequently crystalline at ordinary temperatures. They are, as a rule, less readily resolved into simple substances than are the members of the fatty series, although in most cases they are more easily converted into substitution products. Their behaviour with nitric acid and with sulphuric acid is very characteristic, and distinguishes them from nearly all fatty compounds, inasmuch as they are, as a rule, readily converted into nitro- and sulphonic-derivatives respectively by the displacement of hydrogen atoms of the nucleus,



Fatty compounds rarely give sulphonic- or nitro-derivatives under the same conditions, but are acted on in such a way that they are resolved into two or more simpler substances.

When aromatic nitro-compounds are treated with reducing agents, they are converted into amido-compounds,



These amido-compounds differ from the fatty amines in at least one very important respect, inasmuch as they are converted into diazo-compounds (p. 370) on treatment with nitrous acid in the cold; this behaviour is highly characteristic, and

the diazo-compounds form one of the most interesting and important classes of aromatic substances.

It has already been pointed out that benzene does not show the ordinary behaviour of unsaturated fatty compounds, although under certain conditions both the hydrocarbon and its derivatives are capable of forming additive compounds by direct combination with two, four, or six (but not with one, three, or five) monovalent atoms. This fact proves that benzene is not really a saturated compound like methane, or ethane, for example, both of which are quite incapable of yielding derivatives except by substitution. Nevertheless, the conversion of benzene and its derivatives into additive products, is, as a rule, much less readily accomplished than in the case of fatty, unsaturated compounds; the halogen acids, for example, which unite directly with so many unsaturated fatty compounds, have no such action on benzene and its derivatives, and even in the case of the halogens and nascent hydrogen, direct combination occurs only under particular conditions. The compounds, such as dihydrobenzene,  $C_6H_8$ , tetrahydrobenzene,  $C_6H_{10}$ , benzene hexachloride,  $C_6H_6Cl_6$ , and benzene hexahydride,  $C_6H_{12}$  (hexamethylene), obtained in this way, have not yet been very fully investigated, but from what is known of their properties, they form a connecting link between the members of the aromatic and fatty divisions (compare p. 309).

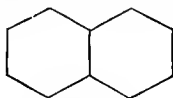
When the hydrogen atoms in benzene are displaced by groups or radicles which are composed of several atoms, these groups are spoken of as *side-chains*; ethylbenzene,  $C_6H_5 \cdot CH_2 \cdot CH_3$ , benzyl alcohol,  $C_6H_5 \cdot CH_2 \cdot OH$ , and methyl aniline,  $C_6H_5 \cdot NH \cdot CH_3$ , for example, would each be said to contain a side-chain, whereas the term would not, as a rule, be applied in the case of phenol,  $C_6H_5 \cdot OH$ , nitrobenzene,  $C_6H_5 \cdot NO_2$ , &c., where the substituting groups are comparatively simple, and do not contain carbon atoms.

Now the character of any particular atom or group in the side-chain, although influenced to some extent by the fact

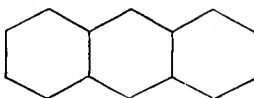
that the group is united with the benzene nucleus, is on the whole very similar to that which it possesses in fatty compounds. The consequence is that aromatic compounds containing side-chains of this kind have not only the properties already referred to, as characteristic of the derivatives of benzene, but show also, to a certain extent, the behaviour of fatty compounds. Benzyl chloride,  $\text{C}_6\text{H}_5\cdot\text{CH}_2\text{Cl}$ , for example, may be directly converted into the nitro-derivative,  $\text{C}_6\text{H}_4(\text{NO}_2)\cdot\text{CH}_2\text{Cl}$ , and the sulphonic acid,  $\text{C}_6\text{H}_4(\text{SO}_3\text{H})\cdot\text{CH}_2\text{Cl}$ , reactions characteristic of aromatic compounds; on the other hand, the  $-\text{CH}_2\text{Cl}$  group may be transformed into  $-\text{CH}_2\cdot\text{OH}$ ,  $-\text{CHO}$ ,  $-\text{COOH}$ , and so on, just as may the same group in ethyl chloride,  $\text{CH}_3\cdot\text{CH}_2\text{Cl}$ , and similar fatty compounds, and in all cases the products retain, to some extent, the properties of fatty substances as long as the side-chain remains. The groups forming the side-chains, however, are more easily attacked and removed than the closed-chain or nucleus; when ethylbenzene,  $\text{C}_6\text{H}_5\cdot\text{CH}_2\cdot\text{CH}_3$ , or propylbenzene,  $\text{C}_6\text{H}_5\cdot\text{CH}_2\cdot\text{CH}_2\cdot\text{CH}_3$ , for example, is boiled with chromic acid, the side-chain undergoes oxidation, carbon dioxide is evolved, and benzoic acid,  $\text{C}_6\text{H}_5\cdot\text{COOH}$ , is produced in both cases, the six atoms of carbon in the nucleus being unchanged (p. 417).

Although the compounds derived from benzene by direct substitution are very numerous, the aromatic group also contains a great many other substances which are more distantly related to benzene, and which can only be regarded as derived from it indirectly. The hydrocarbon *diphenyl*,  $\text{C}_6\text{H}_5-\text{C}_6\text{H}_5$ , for example, which, theoretically, is formed by the union of two *phenyl* or  $\text{C}_6\text{H}_5-$  groups, just as dimethyl or ethane,  $\text{CH}_3-\text{CH}_3$ , is produced by the combination of two methyl-groups, is an important member of the aromatic division, and, like benzene, is capable of yielding a very large number of substitution products. Other hydrocarbons are known in which the presence of two or more closed carbon chains, combined in different ways,

must be assumed, as, for example, in the cases of naphthalene (p. 442) and anthracene (p. 437),

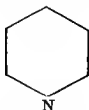


Naphthalene.

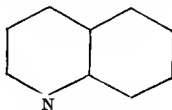


Anthracene.

and there are also substances, such as pyridine (p. 472) and quinoline (p. 480), in which a nitrogen atom occupies the position of one of the  $\text{CH}\equiv$  groups in the closed-chain.



Pyridine.



Quinoline.

All these, and many other compounds and their derivatives, are classed as aromatic, because they show the general behaviour already referred to, and resemble benzene more or less closely in constitution.

## CHAPTER XX.

### HOMOLOGUES OF BENZENE.

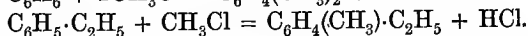
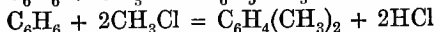
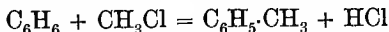
Benzene, the simplest hydrocarbon of the aromatic group, is also the first member of a homologous series of the general formula  $\text{C}_n\text{H}_{2n-6}$ ; the hydrocarbons of this series are derived from benzene by the substitution of alkyl-groups for hydrogen atoms, just as the homologous series of paraffins is derived from marsh-gas. The second member, toluene or methylbenzene,  $\text{C}_6\text{H}_5\cdot\text{CH}_3$ , like benzene itself, exists in only one form, but the next higher homologue, which has the molecular composition  $\text{C}_8\text{H}_{10}$ , occurs in four isomeric forms—namely, as ethylbenzene,  $\text{C}_6\text{H}_5\cdot\text{C}_2\text{H}_5$ , and as ortho-, meta-, and para-dimethylbenzene,  $\text{C}_6\text{H}_4(\text{CH}_3)_2$ ; on passing up the series, the number of theoretically possible isomerides rapidly increases.

By substituting a methyl-group for one atom of hydrogen in the hydrocarbon  $C_8H_{10}$ , for example, eight isomerides of the composition  $C_9H_{12}$  may theoretically be obtained, and are, in fact, known; of these isomerides, five—namely, propylbenzene and isopropylbenzene,  $C_6H_5 \cdot C_3H_7$ , and *o*-, *m*-, and *p*-methylethylbenzene,  $C_6H_4(CH_3) \cdot C_2H_5$ , are derived from ethylbenzene, the other three—namely, symmetrical, adjacent, and asymmetrical trimethylbenzene,  $C_6H_3(CH_3)_3$ , being derived from the dimethylbenzenes.

Most of the hydrocarbons of this series, and others which will be mentioned later, occur in coal-tar, from which they are extracted in much the same way as benzene; it is, however, exceedingly difficult to obtain any of them in a pure state directly from this source by fractional distillation, as the boiling-points of some of the compounds lie very close together; nevertheless, the process is now carried out on the large scale with such care and with such perfect apparatus that the purified compounds contain, in some cases, only traces of foreign substances.

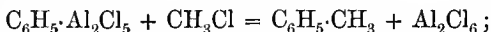
The homologues of benzene may be obtained by the following general methods:

(1) By treating benzene or its homologues with alkyl halogen compounds in presence of anhydrous aluminium chloride (Friedel and Craft's reaction); under these conditions the hydrogen atoms of the nucleus are displaced by alkyl-groups, benzene and methyl chloride, for example, giving toluene,  $C_6H_5 \cdot CH_3$ , xylene,  $C_6H_4(CH_3)_2$ , trimethylbenzene,  $C_6H_3(CH_3)_3$ , &c.; whereas ethylbenzene, with the same alkyl compound, yields methylethylbenzene,  $C_6H_4(CH_3) \cdot C_2H_5$ , dimethylethylbenzene,  $C_6H_3(CH_3)_2 \cdot C_2H_5$ , and so on. These syntheses may be expressed by equations such as the following, but the exact nature of the interaction is not known:



It is probable that an aluminium compound, such as

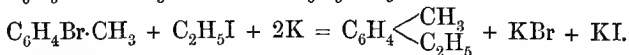
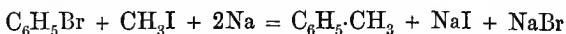
$C_6H_5 \cdot Al_2Cl_5$ , is first formed with evolution of hydrogen chloride, this substance then interacting with the alkyl halogen compound to form the hydrocarbon, aluminium chloride being regenerated,



an alkyl bromide may be used instead of the chloride, and anhydrous ferric or zinc chloride may be employed in the place of aluminium chloride, but, as a rule, not so successfully.

Anhydrous benzene, or one of its homologues, is placed in a flask connected with a reflux condenser, and about one-third of its weight of anhydrous aluminium chloride added; the alkyl chloride or bromide is then passed into the liquid if a gas, or poured in, if a liquid, and the mixture heated on a water-bath until the evolution of hydrogen chloride or bromide is at an end; the apparatus and materials must be dry. In some cases ether, carbon bisulphide, or petroleum is previously mixed with the hydrocarbon in order to dilute it, experience having shown this to be advantageous. When quite cold, water is gradually added to dissolve the aluminium compounds, and after having been separated and dried with calcium chloride, the mixture of hydrocarbons is submitted to fractional distillation; in some cases a preliminary distillation in steam is advisable.\*

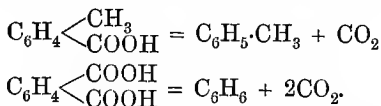
(2) By treating a mixture, consisting of a halogen derivative of benzene or of one of its homologues, and an alkyl halogen compound, with sodium or potassium (Fittig's reaction); this method of formation is similar to that by which the higher paraffins may be synthetically produced from methane, and has the advantage over Friedel and Craft's method that the constitution of the product is known. Bromobenzene and methyl iodide, for example, give toluene, whereas *o*-, *m*-, or *p*-bromotoluene and ethyl iodide yield *o*-, *m*-, or *p*-ethylmethylbenzene,



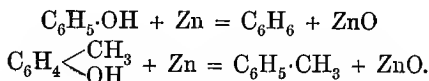
\* In most cases the detailed description of the preparation of substances is given in small print.

The bromo-derivatives of the aromatic hydrocarbons are usually employed in such cases because the chloro-derivatives are not so readily acted on, and the iodo-compounds are not so easily prepared; the alkyl iodides are also used in preference to the chlorides or bromides because they interact more readily.

(3) By heating carboxy-derivatives of benzene and its homologues with soda-lime, a method analogous to that employed in converting the fatty acids into paraffins,



(4) By passing the vapour of hydroxy-derivatives of benzene and its homologues over heated zinc-dust, which acts as a powerful reducing agent by combining with the oxygen in the compound,



(5) By the destructive distillation of coal, wood, peat, &c., and by passing the vapour of many fatty compounds through red-hot tubes (compare p. 300).

*General Properties.*—Most of the homologues of benzene are colourless, mobile liquids, resembling benzene in smell and in ordinary physical properties; one or two, however, are crystalline at ordinary temperatures. They all distil without decomposition, are volatile in steam, and burn with a smoky flame; they are insoluble in water, but miscible with alcohol, ether, petroleum, &c., in all proportions; they dissolve fats and many other substances which are insoluble in water.

Just as in other homologous series, the homologues of benzene show a gradual variation in physical properties with increasing molecular weight; an example of this is afforded

by the following *mono*-substitution products of benzene, only the last of which occurs in two isomeric forms :

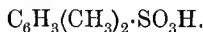
	Benzene, C <sub>6</sub> H <sub>6</sub> .	Toluene, C <sub>7</sub> H <sub>8</sub> .	Ethylbenzene, C <sub>8</sub> H <sub>10</sub> .	Propylbenzene, C <sub>9</sub> H <sub>12</sub> .	
				Normal.	Iso.
Sp. gr. at 0°	0.899	0.882	0.866 (at 20°)	0.881	0.879
B.p.	80.5°	110.3°	134°	157°	153°.

In the case of the *di*-substitution products the gradual variation in physical properties is obscured by the existence of the three (or more) isomeric forms, which themselves show considerable differences, as illustrated by the three isomeric xylenes,  $C_6H_4(CH_3)_2$ ,

	Orthoxylene.	Metaxylene.	Paraxylene.
Sp. gr. at 0°	0.893	0.881	0.880
B.p.	142-143°	139°	136-137° (M.p. 15°).

As a general rule, to which, however, there are some exceptions, para-compounds melt at a higher temperature than the corresponding meta-compounds, and the latter usually at a higher temperature than the corresponding ortho-compounds; the boiling-points also vary, but with less regularity.

The homologues of benzene show the characteristic chemical behaviour of the simplest hydrocarbon, inasmuch as they readily yield nitro- and sulphonic-derivatives; toluene, for example, gives nitrotoluene,  $C_6H_4(CH_3) \cdot NO_2$ , and toluene-sulphonic acid,  $C_6H_4(CH_3) \cdot SO_3H$ , xylene yielding nitro-xylene,  $C_6H_3(CH_3)_2 \cdot NO_2$ , and xylenesulphonic acid,



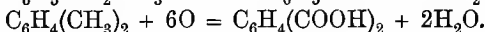
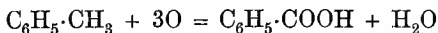
In these, and in all similar reactions, the product invariably consists of a mixture of isomerides, the course of the reaction depending both on the nature of the interacting compounds and on the conditions of the experiment (compare p. 351); as a rule, the greater the number of alkyl-groups in the hydrocarbon, the more readily it yields nitro- and sulphonic-derivatives.

The fact that benzene and its homologues gradually dissolve in concentrated sulphuric acid, especially on warming, is some-



times made use of in separating these aromatic hydrocarbons from the paraffins, as, for example, in the analysis of coal-gas; their separation from unsaturated fatty hydrocarbons could not of course be accomplished in this way, as the latter are also dissolved by concentrated sulphuric acid.

All the homologues of benzene are very stable, and are with difficulty resolved into compounds containing a smaller number of carbon atoms; powerful oxidising agents, however, such as chromic acid, potassium permanganate, and *dilute* nitric acid, act on them slowly, the alkyl-groups or side-chains being attacked, and as a rule converted into carboxyl-groups; toluene and ethylbenzene, for example, give benzoic acid, whereas the xylenes yield dicarboxylic acids (p. 424),



Although in most cases oxidation leads to the formation of a carboxy-derivative of benzene, the stable nucleus of six carbon atoms remaining unchanged, some of the homologues are completely oxidised to carbon dioxide (compare p. 337), and benzene itself undergoes a similar change on prolonged and vigorous treatment.

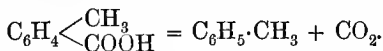
Aromatic hydrocarbons, like those of the fatty series, may be regarded as hydrides of hypothetical *radicles*; in other words, radicles may theoretically be derived from aromatic hydrocarbons by taking away atoms of hydrogen. These radicles have no actual existence, but the assumption is useful in naming aromatic compounds; the mono- and di-substitution products of benzene, for example, may be regarded as compounds of the monovalent radicle *phenyl*,  $\text{C}_6\text{H}_5-$ , or of the divalent radicle *phenylene*,  $\text{C}_6\text{H}_4<$ , respectively, as in phenylamine (aniline),  $\text{C}_6\text{H}_5\cdot\text{NH}_2$ , and in *o*-, *m*- and *p*-phenylenediamine,  $\text{C}_6\text{H}_4(\text{NH}_2)_2$ . Toluene derivatives, again, may be named as if they were derived from the radicle *toluyl*,  $\text{CH}_3\cdot\text{C}_6\text{H}_4-$ , or from the radicle *benzyl*,  $\text{C}_6\text{H}_5\cdot\text{CH}_2-$ , according

as hydrogen of the nucleus, or of the side-chain, has been displaced. The compound  $C_6H_5 \cdot CH_2 \cdot OH$ , for example, is called benzyl alcohol. The isomeric hydroxy-compounds,  $C_6H_4(CH_3) \cdot OH$ , however, are usually known as the (*o.m.p.*) cresols (p. 396). Other hypothetical radicles, such as *xylyl*,  $C_6H_3(CH_3)_2-$ , and *xylylene*,  $C_6H_4 \begin{smallmatrix} < CH_2^- \\ < CH_2^- \end{smallmatrix}$ , are also made use of.

**Toluene**, methylbenzene, or phenylmethane,  $C_6H_5 \cdot CH_3$ , although always prepared from the '90 per cent. benzol' separated from coal-tar (p. 297), can be obtained by any of the general reactions given above, and also by the dry distillation of balsam of Tolu and other resins.

The commercial substance is invariably impure, and when shaken with concentrated sulphuric acid it colours the acid brown or black. It may be purified by repeated fractional distillation, but even then it will contain *thiotolene*,  $C_5H_6S$ , a homologue of thiophene (p. 300), and will show the indo-phenin reaction (with isatin and concentrated sulphuric acid).

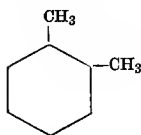
Pure toluene is most conveniently prepared from balsam of Tolu, or by distilling pure toluic acid with lime,



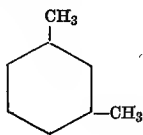
It is a colourless, mobile liquid of sp. gr. 0.882 at 0°, and boils at 110°; it does not solidify even at -28°, and cannot, therefore, like benzene, be purified by freezing. It resembles benzene very closely in most respects, differing from it principally in those properties which are due to the presence of the methyl-group. Its behaviour with nitric acid and with sulphuric acid, for example, is similar to that of benzene, inasmuch as it yields nitro- and sulphonic-derivatives; these compounds, moreover, exist in three isomeric (*o.m.p.*) forms, since they are di-substitution products of benzene. The presence of the methyl-group, on the other hand, causes toluene to show in some respects the properties of a paraffin. The hydrogen of this methyl-group may be displaced by chlorine, for

example, and the latter by a hydroxyl- or amido-group, by methods exactly similar to those employed in bringing about similar changes in fatty compounds, substances such as  $C_6H_5 \cdot CH_2Cl$ ,  $C_6H_5 \cdot CH_2 \cdot OH$ , and  $C_6H_5 \cdot CH_2 \cdot NH_2$  being obtained. This behaviour was of course to be expected, since toluene or phenylmethane is a mono-substitution product of marsh-gas just as much as a derivative of benzene.

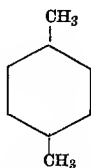
The next homologue of toluene—namely, the hydrocarbon of the molecular formula  $C_8H_{10}$ , exists in the following four isomeric forms, of which the three *xylenes* or dimethylbenzenes are the most important.



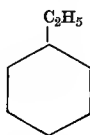
Orthoxylene.



Metaxylene.



Paraxylene.



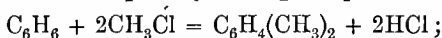
Ethylbenzene.

The three **xylenes** occur in coal-tar, and may be partially separated from the other constituents of '50 per cent. benzol' (p. 297) by fractional distillation. The portion boiling at  $136\text{--}141^\circ$ , after repeated distillation contains a large quantity (up to 85 per cent.) of *m*-xylene and smaller quantities of the *o*- and *p*-compounds; the three isomerides cannot be separated from one another or from all impurities by further distillation, or by any simple means, although it is possible to obtain a complete separation by taking advantage of differences in chemical behaviour.

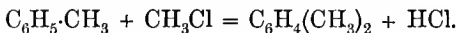
*m*-Xylene is readily separated from the other isomerides by digesting with dilute nitric acid, which oxidises *o*- and *p*-xylene to the corresponding toluic acids,  $C_6H_4(CH_3) \cdot COOH$ , but does not attack *m*-xylene; the product is rendered alkaline by the addition of potash, and the unchanged hydrocarbon purified by distillation in steam and fractionation. The isolation of *o*- and *p*-xylene depends on the following facts: (1) When crude xylene is agitated with concentrated sulphuric acid, *o*- and *m*-xylene are converted into sulphonic acids,  $C_6H_3(CH_3)_2 \cdot SO_3H$ ; *p*-xylene remains unchanged, as it is

only acted on by fuming sulphuric acid. (2) The sodium salt of *o*-xylenesulphonic acid is less soluble in water than the sodium salt of *m*-xylenesulphonic acid; it is purified by recrystallisation, and converted into *o*-xylene by heating with hydrochloric acid under pressure (p. 381).

The three xylenes may all be prepared by one or other of the general methods: when, for example, methyl chloride is passed into benzene in presence of aluminium chloride, *o*-xylene and a small quantity of the *p*-compound are obtained,

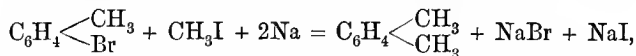


toluene, under the same conditions, yields the same two compounds,



The non-formation of *m*-xylene in these two cases is accounted for by assuming that the methyl-group first introduced into the benzene molecule exerts some directing influence on the position taken up by the second one (p. 351).

*Orthoxylene* is obtained in a state of purity by treating *o*-bromotoluene with methyl iodide and sodium,

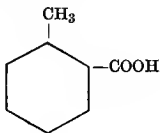


pure *paraxylene* being produced in a similar manner from *p*-bromotoluene; *metaxylene* cannot be prepared by treating *m*-bromotoluene with methyl iodide and sodium, but is easily obtained in a pure condition by distilling mesitylenic acid (p. 338) with lime,

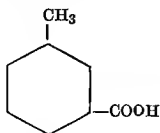


The three xylenes are very similar in physical properties (compare p. 332), being all colourless, mobile, rather pleasant-smelling, inflammable liquids (*p*-xylene melts at 15°), which distil without decomposition, and are readily volatile in steam. They also resemble one another in chemical properties, although in some respects they show important differences, which must be ascribed to their difference in constitution. On oxidation, under suitable conditions, they are all converted in the first

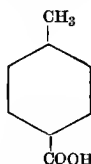
place into monocarboxylic acids which are represented by the formulæ



Orthotoluic Acid.



Metatoluic Acid.

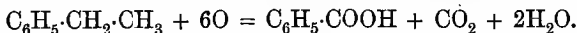


Paratoluic Acid.

On further oxidation the second methyl-group undergoes a like change, and the three corresponding dicarboxylic acids,  $C_6H_4(COOH)_2$ , are formed (p. 424).

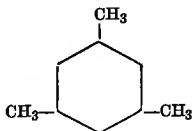
The three hydrocarbons show, however, slight differences in behaviour on oxidation, one being more easily acted on than another by a particular oxidising agent. With chromic acid, for example, *o*-xylene is completely oxidised to carbon dioxide, whereas *m*-xylene and *p*-xylene yield the dicarboxylic acids (see above); with dilute nitric acid *o*-xylene gives *o*-toluic acid, and *p*-xylene *p*-toluic acid, but *m*-xylene is not acted on. Their behaviour with sulphuric acid is also different (p. 335).

*Ethylbenzene*, or *phenylethane*,  $C_6H_5 \cdot C_2H_5$ , an isomeride of the xylenes, is not of much importance; it occurs in coal-tar, and may be obtained by the general methods. It is a colourless liquid, boiling at  $134^\circ$ , and on oxidation with dilute nitric acid or chromic acid it is converted into benzoic acid,



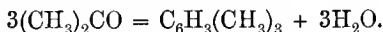
The next member of the series has the molecular formula  $C_9H_{12}$ , and exists, as already pointed out (p. 329), in eight isomeric forms, of which the three trimethylbenzenes and isopropylbenzene are the most important.

**Mesitylene**, or symmetrical trimethylbenzene,



occurs in small quantities in coal-tar, but is most conveniently

prepared by distilling a mixture of acetone (2 vols.), concentrated sulphuric acid (2 vols.), and water (1 vol.), sand being added to prevent frothing,

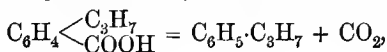


The formation of mesitylene in this way is not only of interest because it affords a means of synthesising the hydrocarbon from its elements, but also because it throws light on the constitution of the compound. Although the change is a process of condensation, and is most simply expressed by the graphic equation already given (p. 324), it might be assumed that the acetone is first converted into  $\text{CH}_3\cdot\text{C}:\text{CH}$ , or into  $\text{CH}_3\cdot\text{C}(\text{OH})\cdot\text{CH}_2$  (by intramolecular change), and that mesitylene is then produced by a secondary reaction; whatever view, however, is adopted as to the actual course of the reaction (unless, indeed, highly improbable assumptions be made), the final result is always the same, and the constitution of the product must be expressed by a symmetrical formula; for this, and other reasons, mesitylene is regarded as *symmetrical* or 1:3:5-trimethylbenzene.

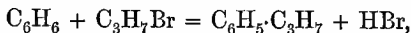
Mesitylene is a colourless, mobile, pleasant-smelling liquid, boiling at  $163^\circ$ , and volatile in steam; when treated with concentrated nitric acid it yields mono- and di-nitromesitylene, whereas with a mixture of nitric and sulphuric acids it is converted into *trinitromesitylene*,  $\text{C}_6(\text{NO}_2)_3(\text{CH}_3)_3$ . On oxidation with dilute nitric acid it yields *mesitylenic acid*,  $\text{C}_6\text{H}_3(\text{CH}_3)_2\cdot\text{COOH}$ , *uvitic acid*,  $\text{C}_6\text{H}_3(\text{CH}_3)(\text{COOH})_2$ , and *trimesic acid*,  $\text{C}_6\text{H}_3(\text{COOH})_3$ , by the successive transformation of the methyl- into carboxyl-groups.

*Pseudocumene*, or asymmetrical trimethylbenzene,  $\text{C}_6\text{H}_3(\text{CH}_3)_3$  [ $3\text{CH}_3 = 1:2:4$ ], and *hemimellitene*, or adjacent trimethylbenzene [ $3\text{CH}_3 = 1:2:3$ ], also occur in small quantities in coal-tar, and are very similar to mesitylene in properties; on oxidation, they yield various acids by the conversion of one or more methyl- into carboxyl-groups.

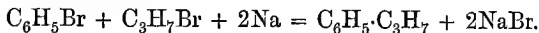
**Cumene**, or isopropylbenzene,  $\text{C}_6\text{H}_5\cdot\text{CH}(\text{CH}_3)_2$ , is usually obtained from coal-tar; it may be prepared in a pure condition by distilling *cumic acid* (*isopropylbenzoic acid*) with lime,



by treating a mixture of isopropyl bromide and benzene with aluminium chloride,

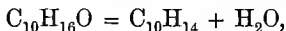


and by the action of sodium on a mixture of bromobenzene and isopropyl bromide,

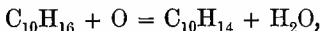


It is a colourless liquid, boiling at  $153^\circ$ , and on oxidation with dilute nitric acid it is converted into benzoic acid.

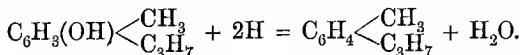
**Cymene**, or *para*-methylisopropylbenzene,  $\text{C}_6\text{H}_4(\text{CH}_3)\cdot\text{C}_3\text{H}_7$ , is a hydrocarbon of considerable importance, as it occurs in the ethereal oils or essences of many plants; it is easily prepared in many ways, as, for example, by heating camphor with phosphorus pentoxide or phosphorus pentasulphide,



by heating turpentine with concentrated sulphuric acid or with iodine (both of which, in this case, act as oxidising agents),



and by heating thymol (p. 397), or carvacrol (p. 397), with phosphorus pentasulphide (which acts as a reducing agent),

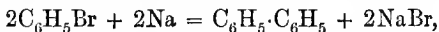


Cymene is a pleasant-smelling liquid of sp. gr. 0.8722 at  $0^\circ$ , and boils at  $175\text{--}176^\circ$ ; on oxidation with dilute nitric acid it yields *p*-toluic acid,  $\text{C}_6\text{H}_4(\text{CH}_3)\cdot\text{COOH}$ , and *terephthalic acid*,  $\text{C}_6\text{H}_4(\text{COOH})_2$ .

*Diphenyl, Diphenylmethane, and Triphenylmethane.*

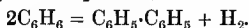
All the hydrocarbons hitherto described contain only *one* benzene nucleus, and may be regarded as derived from benzene by the substitution of fatty alkyl-groups for atoms of hydrogen; there are, however, several other series of aromatic hydrocarbons, which include compounds of very considerable importance.

**Diphenyl**,  $C_6H_5-C_6H_5$ , contains *two* benzene nuclei, and is the hydrocarbon in the aromatic series which corresponds with dimethyl in the fatty series, although it is not a homologue of benzene. It is formed on treating bromobenzene in ethereal solution with sodium,



the reaction being analogous to the formation of dimethyl from methyl bromide by the action of sodium.

Diphenyl is prepared by passing benzene vapour through a red-hot tube filled with pieces of pumice,

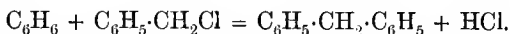


The dark-coloured distillate is fractionated, and the diphenyl purified by recrystallisation from alcohol.

Diphenyl is a colourless, crystalline substance, melts at  $71^\circ$ , and boils at  $254^\circ$ ; when oxidised with chromic acid, it yields benzoic acid, one of the benzene nuclei being destroyed. Its behaviour with halogens, nitric acid, and sulphuric acid is similar to that of benzene, substitution products being formed.

**Diphenylmethane**,  $C_6H_5 \cdot CH_2 \cdot C_6H_5$ , also contains *two* benzene nuclei; it may be regarded as derived from marsh-gas by the substitution of two phenyl-groups for two atoms of hydrogen, just as toluene or phenylmethane may be considered as a mono-substitution product of methane.

Diphenylmethane may be prepared by treating benzene with benzyl chloride (p. 348) in presence of aluminium chloride,

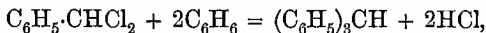


It is a crystalline substance, and melts at  $26.5^\circ$ ; when treated with nitric acid, it yields nitro-derivatives in the usual way, and on oxidation with chromic acid, it is converted into diphenyl ketone or benzophenone,  $C_6H_5 \cdot CO \cdot C_6H_5$  (p. 412).

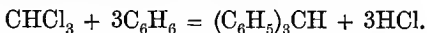
**Triphenylmethane**,  $(C_6H_5)_3CH$ , is by far the most important member of another series, the members of which contain *three* benzene nuclei. It is formed when benzal



chloride (p. 349) is treated with benzene in presence of aluminium chloride,

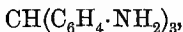


but it is usually prepared by heating a mixture of chloroform and benzene with aluminium chloride,



Aluminium chloride (5 parts) is gradually added to a mixture of chloroform (1 part) and benzene (5 parts), which is then heated at about  $60^\circ$  until the evolution of hydrogen chloride ceases, an operation occupying about thirty hours; after cooling and adding water, the oily product is separated and submitted to fractional distillation; those portions of the distillate which solidify on cooling, consist of crude triphenylmethane, which is further purified by recrystallisation from benzene and then from ether.

Triphenylmethane is a colourless, crystalline compound, which melts at  $93^\circ$ , and boils at  $355^\circ$ ; it is readily soluble in ether and benzene, but only sparingly so in cold alcohol. When treated with fuming nitric acid, it is converted into a yellow, crystalline *trinitro*-derivative,  $\text{CH}(\text{C}_6\text{H}_4\cdot\text{NO}_2)_3$ , which, like other nitro-compounds, is readily transformed into the corresponding *triamido*-compound,



on reduction; the last-named substance is of considerable importance, as many of its derivatives are largely employed as dyes (p. 508).

On oxidation with chromic acid, triphenylmethane is converted into triphenyl carbinol,  $(\text{C}_6\text{H}_5)_3\text{C}\cdot\text{OH}$ .

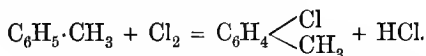
## CHAPTER XXI.

### HALOGEN DERIVATIVES OF BENZENE AND ITS HOMOLOGUES.

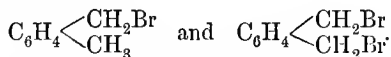
The action of halogens on benzene has already been referred to (p. 302), and it has been pointed out that the hydrocarbon yields either additive or substitution products according to

the conditions of the experiment; at ordinary temperatures, in absence of direct sunlight, substitution products are formed, the action being greatly hastened by the presence of a halogen carrier, such as iodine, ferric chloride, or antimony chloride;\* at its boiling-point, however, or in presence of direct sunlight, the hydrocarbon yields additive compounds by direct combination with (two, four, or) six atoms of the halogen.

The homologues of benzene also show a curious behaviour; when treated with chlorine or bromine at ordinary temperatures in absence of direct sunlight, they are converted into substitution products by the displacement of hydrogen of the *nucleus*, and, as in the case of benzene itself, interaction is greatly promoted by the presence of a halogen carrier; under these conditions toluene, for example, gives a mixture of *o*- and *p*-chlorotoluenes or bromotoluenes,



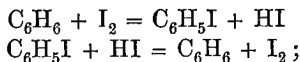
When, on the other hand, no halogen carrier is present, and the hydrocarbons are treated with chlorine or bromine at their boiling-points, or in direct sunlight, they yield derivatives by the substitution of hydrogen of the *side-chain*; when, for example, chlorine is passed into *boiling* toluene, the three hydrogen atoms of the methyl-group are successively displaced, benzyl chloride,  $\text{C}_6\text{H}_5\cdot\text{CH}_2\text{Cl}$ , benzal chloride,  $\text{C}_6\text{H}_5\cdot\text{CHCl}_2$ , and benzotrichloride,  $\text{C}_6\text{H}_5\cdot\text{CCl}_3$ , being formed; xylene, again, when treated with bromine at its boiling-point, gives the compounds



\* The action of iodine has been explained in part i. (p. 163); ferric chloride, antimony pentachloride, molybdenum pentachloride, and other metallic chlorides, act as halogen carriers, probably because they readily dissociate, yielding *nascent* halogen and lower chlorides ( $\text{FeCl}_2$ ,  $\text{SbCl}_3$ ,  $\text{MoCl}_3$ ); the latter then combine again with a fresh quantity of the halogen, and thus the process is repeated.

Although these statements are true in the main, it must not be supposed that substitution takes place exclusively either in the nucleus or side-chain, as the case may be, because this is not so; in presence of a halogen carrier traces of a halogen derivative are formed by substitution of hydrogen of the side-chain, and at the boiling-point of the hydrocarbon, or in direct sunlight, traces of a substitution product, formed by displacement of hydrogen of the nucleus, are obtained.

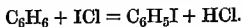
Iodine seldom acts on benzene and its homologues under any of the above-mentioned conditions, partly because of the slight affinity of iodine for hydrogen, partly because the hydrogen iodide which is produced interacts with the iodo-derivative, and reconverts it into the hydrocarbon



if, however, iodic acid, or some other substance which decomposes hydriodic acid, be present, iodo-derivatives may sometimes be prepared by direct treatment with the halogen.\*

*Preparation.*—As a rule, chloro- and bromo-derivatives of benzene and its homologues are prepared by direct ‘*chlorination*’ or ‘*bromination*,’ the conditions employed depending on whether hydrogen of the nucleus or of the side-chain is to be displaced; if, for example, it were desired to convert toluene into *p*-chlorobenzyl chloride,  $\text{C}_6\text{H}_4\text{Cl}\cdot\text{CH}_2\text{Cl}$ , the hydrocarbon might be first treated with chlorine at ordinary temperatures in presence of iodine, and the *p*-chlorotoluene,  $\text{C}_6\text{H}_4\text{Cl}\cdot\text{CH}_3$ , after having been separated from the accompanying ortho-compound, would then be heated to boiling in

\*  $\text{HIO}_3 + 5\text{HI} = 3\text{I}_2 + 3\text{H}_2\text{O}$ . Iodo-substitution products are also frequently formed on employing  $\text{FeCl}_3$ , or  $\text{AlCl}_3$ , as a carrier, because the  $\text{ICl}$  which is formed has a much more energetic substituting action than the iodine itself, owing to the simultaneous formation of  $\text{HCl}$ ,

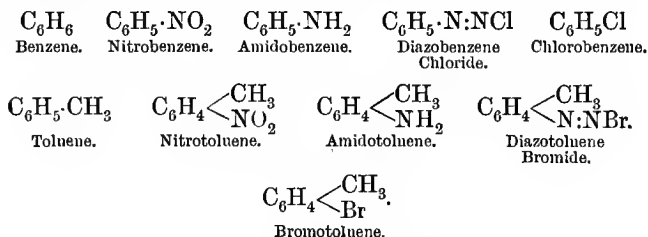


a flask connected with a reflux condenser, and a stream of dry chlorine led into it.

In all operations of this kind the theoretical quantity, or a slight excess of halogen, is employed; the bromine is weighed directly, but the weight of the chlorine is usually ascertained indirectly by continuing the process until the theoretical gain in weight has taken place; the halogen should be dry, as in presence of water oxidation products of the hydrocarbon may be formed. The fumes of hydrogen chloride or bromide evolved during such operations are conveniently absorbed by passing them to the bottom of a deep vessel containing damp coke.

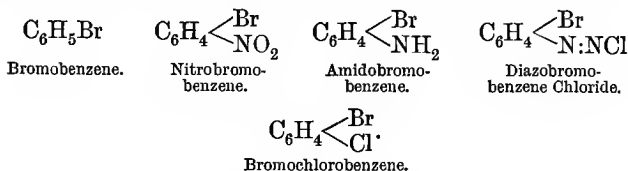
A very important general method for the preparation of aromatic halogen derivatives, *containing the halogen in the nucleus*, consists in the decomposition of the diazo-compounds. As the properties and decompositions of the last-named substances are described later (p. 370), it is only necessary to state here that this method is used in the preparation of nearly all iodo-compounds, and that it affords a means of indirectly substituting any of the halogens, not only for hydrogen, but also for nitro- or amido-groups.

The conversion of benzene or toluene, for example, into a mono-halogen derivative by this method involves the following steps:

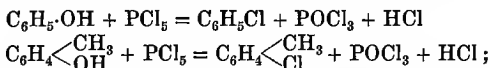


The preparation of a *di*-halogen derivative may sometimes be carried out in a similar manner, the hydrocarbon being first converted into the *di*-nitro-derivative; in most cases, however, it is necessary to prepare the *mono*-halogen derivative by the reactions given above, and after converting it into

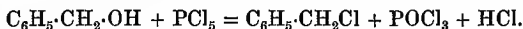
the nitro-compound, the nitro-group is displaced by a second atom of halogen by repeating the series of operations.



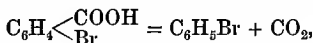
Halogen derivatives of benzene and its homologues are sometimes prepared by treating hydroxy-compounds with pentachloride or pentabromide of phosphorus, the changes being similar to those which occur in the case of fatty hydroxy-compounds; if the hydroxyl-group be present in the nucleus, the halogen naturally takes up the same position, phenol, for example, giving chlorobenzene, and cresol, chlorotoluene,



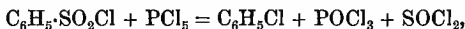
an aromatic alcohol (p. 402), such as benzyl alcohol, also yields the corresponding halogen derivative (benzyl chloride), containing the halogen in the side-chain,



Halogen derivatives may also be obtained by distilling halogen acids with lime,



by heating sulphonic chlorides (p. 381) with phosphorus pentachloride,



and by several other methods of less importance.

*Properties.*—At ordinary temperatures, some of the halogen derivatives of benzene and its homologues are colourless liquids; the majority, however, are crystalline solids. They are all insoluble, or nearly so, in water, but readily soluble in alcohol, ether, &c. Many are readily volatile in steam, and distil without decomposition, the boiling-point being higher and the specific gravity greater than that of the parent

hydrocarbon, and rising also on substituting bromine for chlorine, or iodine for bromine.

	Benzene.	Chlorobenzene.	Bromobenzene.	Iodobenzene.
B.p. ....	80.5°	132°	155°	185°
Sp. gr. at 0°	0.899	1.128	1.521	1.857.

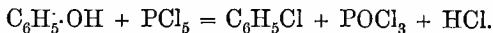
They are not so inflammable as the hydrocarbons, and the vapours of many of them have a very irritating action on the eyes and respiratory organs.

When the halogen is united with carbon of the benzene nucleus, it is, as a rule, very firmly combined, and cannot, as in the case of the halogen derivatives of the fatty series, be displaced by the hydroxyl- or amido-group with the aid of aqueous potash or ammonia; such halogen derivatives, moreover, are not acted on by alcoholic potash, and cannot be converted into less saturated compounds in the same way as ethyl bromide, for example, may be converted into ethylene; in fact, no derivative of benzene, containing less than six monovalent atoms, or their valency equivalent, is known. If, however, hydrogen of the nucleus has been displaced by one or more nitro-groups, as well as by a halogen, the latter often becomes much more open to attack; *o*- and *p*-chloronitrobenzene,  $C_6H_4Cl \cdot NO_2$ , for example, are moderately easily acted on by alcoholic potash and by alcoholic ammonia at high temperatures, yielding the corresponding nitrophenols,  $C_6H_4(OH) \cdot NO_2$ , and nitranilines,  $C_6H_4(NH_2) \cdot NO_2$ ; *m*-chloronitrobenzene, however, is not acted on under these conditions, a fact which shows that compounds closely related in constitution and identical in composition sometimes differ very considerably in properties.

Halogen atoms in the side-chains are very much less firmly combined than those in the nucleus, and may be displaced by hydroxyl- or amido-groups just as in fatty compounds; benzyl chloride,  $C_6H_5 \cdot CH_2Cl$ , for example, is converted into benzyl alcohol,  $C_6H_5 \cdot CH_2 \cdot OH$ , by boiling sodium carbonate solution, and when heated with alcoholic ammonia it yields benzylamine,  $C_6H_5 \cdot CH_2 \cdot NH_2$  (p. 368).

Halogen atoms in the nucleus, as well as those in the side-chain, are displaced by hydrogen on treatment with hydriodic acid and amorphous phosphorus at high temperatures, or with sodium amalgam in alcoholic solution; the former, however, are much less readily displaced than the latter.

**Chlorobenzene**, or phenyl chloride,  $C_6H_5Cl$ , may be described as a typical example of those halogen derivatives in which the halogen is combined with carbon of the benzene nucleus. It may be obtained (together with dichlorobenzene,  $C_6H_4Cl_2$ , trichlorobenzene,  $C_6H_3Cl_3$ , &c.) by chlorinating benzene; also by treating phenol (p. 391) with phosphorus pentachloride, just as ethyl chloride may be produced from alcohol,



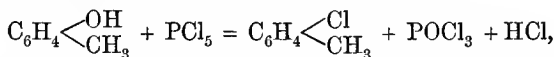
It is usually prepared by Sandmeyer's reaction (p. 372)—that is to say, by warming an aqueous solution of diazobenzene chloride with cuprous chloride; this method, therefore, affords a means of preparing chlorobenzene, not only from the diazo-compound, but also indirectly from amidobenzene (aniline), nitrobenzene, and benzene, the changes being those given above (p. 344). Chlorobenzene is a colourless, mobile, pleasant-smelling liquid, specifically heavier than water; it boils at  $132^\circ$ , and is readily volatile in steam. Like benzene, it is capable of yielding nitro-, amido-, and other derivatives by the displacement of one or more hydrogen atoms; it differs from ethyl chloride and from other fatty alkyl halogen compounds in being unacted on by water and alkalis, or by metallic salts; it is impossible, for example, to prepare phenyl acetate,  $CH_3 \cdot COOC_6H_5$ , by treating silver acetate with chlorobenzene, although ethyl acetate is easily obtained from ethyl chloride in this way.

**Bromobenzene**, or phenyl bromide,  $C_6H_5Br$ , may be obtained by brominating benzene, but is usually prepared from diazobenzene bromide by Sandmeyer's method; it is a colourless liquid, boiling at  $155^\circ$ , and closely resembles chlorobenzene in all respects. As a rule, however, the bromo-deriva-

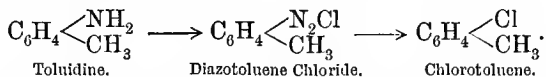
tives crystallise more readily, and have a higher melting-point than the corresponding chloro-compounds.

*Iodobenzene*, or phenyl iodide, boils at 185°.

**Chlorotoluene**, or toluyl chloride,  $C_6H_4Cl \cdot CH_3$ , being a di-substitution product of benzene, exists in three isomeric modifications, only two of which—namely, the *o*- and *p*-compounds, are formed on treating *cold* toluene with chlorine in presence of iodine or ferric chloride; the three isomerides may be separately prepared by treating the corresponding cresols (p. 396) with phosphorus pentachloride,



but they are best prepared from the corresponding toluidines by Sandmeyer's method,

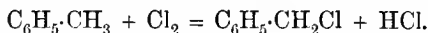


*Orthochlorotoluene* boils at 156°, *metachlorotoluene* at 150°, and *parachlorotoluene* at 160°; they resemble chlorobenzene in most respects, but, since they contain a methyl-group, they have also some of the properties of fatty compounds; on oxidation, they are converted into the corresponding *chlorobenzoic acids*,  $C_6H_4Cl \cdot COOH$ , just as toluene is transformed into benzoic acid.

**Benzyl chloride**,  $C_6H_5 \cdot CH_2Cl$ , although isomeric with the three chlorotoluenes, differs from them very widely, and may be taken as an example of the class of halogen-compounds in which the halogen is present in the side-chain. It can be obtained by treating benzyl alcohol (p. 403) with phosphorus pentachloride,



but is always prepared by passing chlorine into boiling toluene,

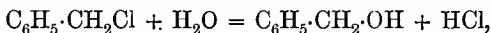


The toluene is contained in a flask which is heated on a sand-

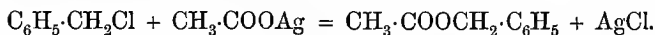


bath and connected with a reflux condenser; a stream of dry chlorine is then passed into the boiling liquid until the theoretical gain in weight has taken place and the product is purified by fractional distillation; the action takes place most rapidly in strong sunlight.

Benzyl chloride is a colourless, unpleasant-smelling liquid, boiling at  $176^{\circ}$ ; it is insoluble in water, but miscible with alcohol, ether, benzene, &c. It behaves like other aromatic compounds towards nitric acid, by which it is converted into a mixture of isomeric nitro-compounds,  $C_6H_4(NO_2) \cdot CH_2Cl$ . At the same time, however, it has many properties in common with the alkyl halogen compounds; like ethyl chloride, it is slowly decomposed by boiling water, yielding the corresponding hydroxy-compound, benzyl alcohol (p. 403),

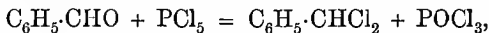


and just as ethyl chloride interacts with silver acetate, giving ethyl acetate, so benzyl chloride, under the same conditions, yields the ethereal salt, *benzyl acetate*,



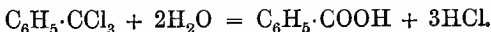
Benzyl chloride is a substance of considerable commercial importance, inasmuch as it is used for the preparation of benzaldehyde (p. 406).

*Benzal chloride*,  $C_6H_5 \cdot CHCl_2$ , may be obtained by treating benzaldehyde with phosphorus pentachloride,



but it is prepared by chlorinating toluene just as described in the case of benzyl chloride, except that the process is continued until twice as much chlorine has been absorbed. It is a colourless liquid, boiling at  $206^{\circ}$ , and is extensively used for the preparation of benzaldehyde.

*Benzotrichloride*, or phenylehloroform,  $C_6H_5 \cdot CCl_3$ , is also prepared by chlorinating boiling toluene; it boils at  $213^{\circ}$ , and when heated with water it is converted into benzoic acid,

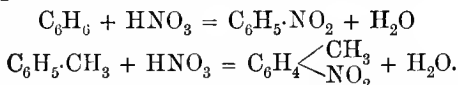


## CHAPTER XXII.

## NITRO-COMPOUNDS.

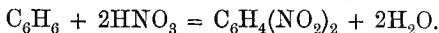
It has already been stated that one of the most characteristic properties of aromatic compounds is the readiness with which they may be converted into nitro-derivatives by the substitution of nitro-groups for hydrogen of the nucleus; the compounds formed in this way are of the greatest importance, more especially because it is from them that the amido- and diazo-compounds are prepared.

*Preparation.*—Many aromatic compounds may be ‘nitrated’—that is to say, converted into their nitro-derivatives, by dissolving them in concentrated nitric acid (sp. gr. 1.3 to 1.5), in the cold or at ordinary temperatures, and under such conditions a mononitro-compound is usually produced; benzene, for example, yields nitrobenzene, and toluene, a mixture of *o*- and *p*-nitrotoluenes,



Some aromatic compounds, however, are insoluble in nitric acid, and are then only very slowly acted on; in such cases, a mixture of concentrated nitric and sulphuric acids is used. This mixture is also used in many cases, even when the substance is soluble in nitric acid, because the sulphuric acid combines with the water which is produced during the interaction, and thus its presence favours nitration, just as the presence of dehydrating agents favours the formation of ethereal salts from a mixture of an acid and an alcohol. When a large excess of nitric and sulphuric acids is employed, and especially when heat is applied, the aromatic compound is usually converted into (a mixture of isomeric) dinitro- or trinitro-derivatives; benzene, for instance, yields a mixture

of three dinitro-benzenes, the principal product, however, being the meta-compound,



As soon as nitration is complete (portions of the product may be tested from time to time), the solution or mixture, having been cooled if necessary, is poured on to ice or into a large volume of water, and the product, which is usually precipitated in crystals, separated by filtration, or if an oil, by extraction with ether, or in some other manner.

Generally speaking, the number of hydrogen atoms displaced by nitro-groups is greater the higher the temperature and the more concentrated the acid, or acid mixture, employed, but depends to an even greater extent on the nature of the substance undergoing nitration, because the introduction of nitro-groups is facilitated when other atoms or groups, especially alkyl radicles, have already been substituted for hydrogen of the nucleus. The nature of these atoms or groups determines, moreover, the position taken up by the entering nitro-group; if the former be strongly negative or acid in character, as, for example,  $-\text{NO}_2$ ,  $-\text{COOH}$ , and  $-\text{SO}_3\text{H}$ , a *m*-nitro-derivative is formed, whereas, when the atom or group in question is a halogen, an alkyl, or an amido- or hydroxyl-group, a mixture of the *o*- and *p*-nitro-derivatives is produced.

This directing influence of an atom or group already combined with the nucleus, on the position which is taken up by a second atom or group, is by no means restricted to the case of nitro-compounds, but is observed in the formation of all benzene substitution derivatives, except, of course, in that of the mono-substitution products; so regularly, in fact, is this influence exercised, that it is possible to summarise the course of those reactions which take place in the formation of the best-known di-derivatives in the following statements:

The relative position taken up by an atom or group, B, depends on its nature, and on that of the atom or group, A, already united with the nucleus.

When  $A = \text{Cl, Br, I, NH}_2, \text{OH, CH}_3$ ,

and  $B = \text{Cl, Br, NO}_2, \text{SO}_3\text{H}$ ,

a *para*-compound is the principal product, but it is usually accompanied by smaller and varying quantities of the ortho-compound.

When, on the other hand,

$A = \text{NO}_2, \text{COOH, SO}_3\text{H, CHO, CO}\cdot\text{CH}_3$ ,

and  $B = \text{Cl, Br, NO}_2, \text{SO}_3\text{H}$ ,

a *meta*-derivative is the principal product, and only very small quantities of the ortho- and para-compounds are formed.

These statements also hold good when two identical atoms or groups are introduced in one operation, since the change really takes place in two stages; when benzene, for example, is treated with nitric acid, meta-dinitrobenzene is the principal product, whereas with bromine it yields para-dibromobenzene.

*Properties.*—As a rule, aromatic nitro-compounds are yellowish, well-defined crystalline substances, and are, therefore, of great service in identifying hydrocarbons and other liquids; many of them are volatile in steam, but, with the exception of certain mono-nitro-derivatives, cannot be distilled under ordinary pressure, as when heated strongly they undergo decomposition, sometimes with explosive violence; they are generally insoluble in water, but soluble in benzene, ether, alcohol, &c. As in the case of the nitro-paraffins (part i. p. 181), the nitro-group is very firmly combined, and is not, as a rule, displaced by the hydroxyl-group on treatment with potash even at high temperatures.

The most important reaction of the nitro-compounds—namely, their behaviour on reduction, is described later (p. 356).

**Nitrobenzene**,  $\text{C}_6\text{H}_5\cdot\text{NO}_2$ , is usually prepared in the laboratory by slowly adding to benzene (10 parts) a mixture of nitric acid of sp. gr. 1.45 (12 parts), and concentrated sulphuric acid (16 parts), the temperature being kept below about  $40^\circ$  by cooling in water, and the mixture being

constantly shaken; the benzene dissolves in the acids, although it does not appear to do so, because it is quickly converted into the nitro-compound, which separates again as a yellowish-brown oil. As soon as all the benzene has been added, the mixture is heated at about  $80^{\circ}$  for half an hour, then cooled, and poured into a large volume of water; the nitrobenzene, which collects at the bottom of the vessel, is separated with the aid of a funnel, washed with a little water or dilute soda until free from acid, dried with calcium chloride, and fractionated, in order to separate it from unchanged benzene and from small quantities of dinitrobenzene which may have been produced; this is very easily accomplished, as the boiling-points of the three compounds are widely different.

On the large scale, nitrobenzene is prepared in a similar manner, but the operation is carried out in iron vessels provided with an arrangement for stirring, and the product is distilled from iron retorts, or, better, in a current of steam.

Nitrobenzene is a pale-yellow oil of sp. gr. 1.2 at  $0^{\circ}$ , and has a strong smell which is very like that of benzaldehyde (p. 406); it boils at  $205^{\circ}$ , is volatile in steam, and is miscible with organic liquids, but practically insoluble in water; in spite of the fact that it is poisonous, it is often employed instead of oil of bitter almonds for flavouring and perfuming purposes, under the name of 'essence of mirbane;' its principal use, however, is for the manufacture of aniline (p. 361).

**Meta-dinitrobenzene**,  $C_6H_4(NO_2)_2$ , is obtained, together with small quantities of the *o*- and *p*-dinitro-compounds, when benzene is gradually added to a mixture of nitric acid (sp. gr. 1.5) and concentrated sulphuric acid, and the whole then heated on a sand-bath, until a portion of the oil, which floats on the surface, solidifies completely when dropped into water; after cooling, the mixture is poured into a large volume of water, the solid product separated by filtration, washed with water, and recrystallised from hot alcohol until its melting-

point is constant; the *o*- and *p*-compounds, formed only in very small quantities, remain dissolved in the mother-liquors.

Meta-dinitrobenzene crystallises in pale-yellow needles, melts at  $90^{\circ}$ , and is volatile in steam; it is only sparingly soluble in boiling water, but dissolves freely in most organic liquids. On reduction with alcoholic ammonium sulphide (p. 357) it is first converted into *m*-nitraniline (p. 363), and then into *m*-phenylenediamine or meta-diamidobenzene,  $\text{C}_6\text{H}_4(\text{NH}_2)_2$  (p. 364).

*o*-Dinitrobenzene and *p*-dinitrobenzene are colourless, crystalline compounds, melting at  $118^{\circ}$  and  $173^{\circ}$  respectively; they resemble the corresponding *m*-compound in their behaviour on reduction, and in most other respects. *o*-Dinitrobenzene, however, differs notably from the other two isomerides, inasmuch as it interacts with boiling soda, yielding *o*-nitrophenol (p. 393), and, with alcoholic ammonia at moderately high temperatures, giving *o*-nitraniline (p. 363). A similar behaviour is observed in the case of other *o*-dinitro-compounds, the presence of the one nitro-group rendering the other more easily displaceable.

Symmetrical *trinitrobenzene*,  $\text{C}_6\text{H}_3(\text{NO}_2)_3$ , is formed when the *m*-dinitro-compound is heated with a mixture of nitric and anhydrosulphuric acids; it crystallises in colourless plates and needles, melting at  $121$ – $122^{\circ}$ .

The halogen derivatives of benzene are readily nitrated, yielding, however, the *o*- and *p*-mononitro-derivatives only, according to the general rule; the *m*-nitro-halogen compounds are therefore prepared by chlorinating or brominating nitrobenzene. All these nitro-halogen derivatives are crystalline, and, as will be seen from the following table, their melting-points exhibit the regularity mentioned above (p. 332), except in the case of *m*-iodonitrobenzene:

		Ortho.	Meta.	Para.
Chloronitrobenzene,	$\text{C}_6\text{H}_4\text{Cl}\cdot\text{NO}_2$ ,	$32.5^{\circ}$	$44.4^{\circ}$	$83^{\circ}$
Bromonitrobenzene,	$\text{C}_6\text{H}_4\text{Br}\cdot\text{NO}_2$ ,	41.5	56	126
Iodonitrobenzene,	$\text{C}_6\text{H}_4\text{I}\cdot\text{NO}_2$ ,	49	33	171

They are, on the whole, very similar in chemical properties, except that, as already pointed out (p. 346), the *o*- and *p*-compounds differ from the *m*-compounds in their behaviour with alcoholic potash and ammonia, a difference which recalls that shown by the three dinitrobenzenes.

The **nitrotoluenes**,  $C_6H_4(CH_3) \cdot NO_2$ , are important, because they serve for the preparation of the toluidines (p. 364). The *o*- and *p*-compounds are prepared by nitrating toluene, and may be partially separated by fractional distillation; *o*-nitrotoluene is liquid at ordinary temperatures, and boils at  $223^\circ$ , whereas *p*-nitrotoluene is crystalline, and boils at  $237^\circ$ , its melting-point being  $54^\circ$ . *m*-Nitrotoluene is not easily prepared; it melts at  $16^\circ$ , and boils at  $230^\circ$ .

Many other nitro-compounds are mentioned later.

---

## CHAPTER XXIII.

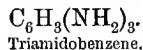
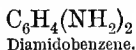
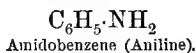
### AMIDO-COMPOUNDS AND AMINES.

The hydrogen atoms in ammonia may be displaced by aromatic radicles, bases, such as aniline,  $C_6H_5 \cdot NH_2$ , benzylamine,  $C_6H_5 \cdot CH_2 \cdot NH_2$ , and diamidobenzene,  $C_6H_4(NH_2)_2$ , which are analogous to, and have many properties in common with the fatty amines, being produced; as, however, those compounds which contain the amido-group directly united with carbon of the nucleus differ in many important respects from those in which this group is present in the side-chain, the former are usually called *amido-compounds*, whereas the latter are classed as *aromatic amines*, because they are the true analogues of the fatty amines.

#### *Amido-compounds.*

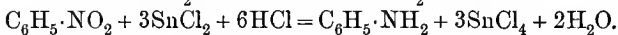
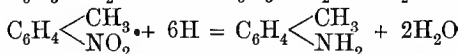
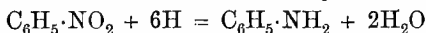
The amido-compounds may, therefore, be regarded as derived from benzene and its homologues by the substitution of one or more amido-groups for hydrogen atoms of the

*nucleus*; they may be classed as mono-, di-, tri-, &c., amido-compounds, according to the number of such groups which they contain.

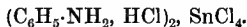


With the exception of aniline, all amido-compounds exist in three or more isomeric modifications; there are, for example, three isomeric (*o.m.p.*) diamidobenzenes, and three isomeric (*o.m.p.*) amidotoluenes, or toluidines,  $\text{C}_6\text{H}_4(\text{CH}_3)\cdot\text{NH}_2$ , a fourth isomeride of the toluidines—namely, benzylamine,  $\text{C}_6\text{H}_5\cdot\text{CH}_2\cdot\text{NH}_2$  (p. 368), being also known.

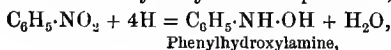
*Preparation.*—The amido-compounds are almost always prepared by the reduction of the nitro-compounds; various reducing agents, such as tin, zinc, or iron, and hydrochloric or acetic acid, are employed, but perhaps the most common one is a solution of stannous chloride in hydrochloric acid,



Reduction is usually effected by simply treating the nitro-compound with the reducing mixture without a special solvent, when a vigorous reaction often ensues, heating being seldom necessary except towards the end of the operation. The solution contains the amido-compound, combined as a salt with the acid which has been employed; when, however, tin or stannous chloride and hydrochloric acid have been used, a double salt of the hydrochloride of the base and stannic chloride is produced; in the reduction of nitrobenzene, for example, the double salt, *aniline stannichloride*, has the composition



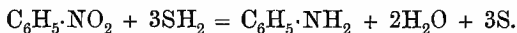
In any case, the salt is decomposed by the addition of excess of caustic soda or lime, and the liberated base either distilled with steam or extracted with ether, or isolated in some other manner suitable to the special case. Recent researches show that the reduction of nitro-compounds may take place in two stages: in the first place, a derivative of hydroxylamine is produced,





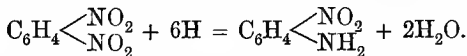
and this, by the further action of the reducing agent, is converted into the amido-compound.

Nitro-compounds may also be reduced to amido-compounds by employing sulphuretted hydrogen in alkaline solution, or, more conveniently, an alcoholic solution of ammonium sulphide,

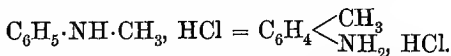


The nitro-compound is dissolved in alcohol, concentrated ammonia added, and a stream of sulphuretted hydrogen passed into the solution, until reduction is complete, heat being applied if necessary. The solution is then filtered from precipitated sulphur, the alcohol distilled off, and the residue acidified with hydrochloric acid; the filtered solution of the hydrochloride of the base is now evaporated to a small bulk and treated with soda, when the base separates as an oil or solid, and may then be purified by distillation, recrystallisation, &c.

When there are two or more nitro-groups in a compound, partial reduction may be accomplished either by treating its alcoholic solution with the calculated quantity of stannous chloride and hydrochloric acid, or by adding strong ammonia and passing sulphuretted hydrogen; in the latter, as in the former case, one nitro-group is reduced before a second is attacked, so that by stopping the current of gas at the right time (usually ascertained by weighing the sulphuretted hydrogen absorbed), only partial reduction takes place. Dinitrobenzene, for example, can be converted into nitraniline by either of these methods, the latter being the more convenient,

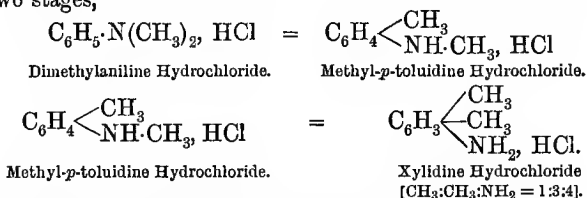


The amido-derivatives of toluene, xylene, &c., are commercially prepared by heating the hydrochlorides of the isomeric alkylanilines, such as methylaniline and dimethylaniline, at 280–300°, when the alkyl-group leaves the nitrogen atom and enters the nucleus (compare p. 365),



Methylaniline Hydrochloride.      *p*-Toluidine Hydrochloride.

In the case of dimethylaniline this change takes place in two stages,



In this remarkable reaction the alkyl-group displaces hydrogen from the ortho-, and from the para-position to the amido-group, but principally the latter; meta-derivatives cannot be prepared in this way.

This method is used, on the large scale, for preparing toluidine, xylidine, &c.; aniline is heated with methyl alcohol and hydrochloric acid at a high temperature, when the methyl- and dimethylanilines first produced (p. 365) undergo intramolecular change as explained above.

The diamido-compounds, such as the *o*-, *m*-, and *p*-diamidobenzenes or phenylenediamines,  $\text{C}_6\text{H}_4(\text{NH}_2)_2$ , are prepared by reducing either the corresponding dinitrobenzenes,  $\text{C}_6\text{H}_4(\text{NO}_2)_2$ , or the nitranilines,  $\text{C}_6\text{H}_4(\text{NO}_2)\cdot\text{NH}_2$ , generally with tin and hydrochloric acid.

*Properties.*—The *monamido*-compounds are mostly colourless liquids, which distil without decomposition, and are specifically heavier than water; they have a faint but characteristic odour, and dissolve freely in alcohol, ether, and other organic solvents, but they are only sparingly soluble in water; on exposure to light they rapidly darken, and ultimately become brown or black.

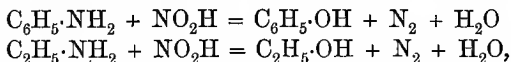
They are comparatively weak bases, which are neutral to litmus, and although they combine with acids to form salts such as aniline hydrochloride,  $\text{C}_6\text{H}_5\cdot\text{NH}_2, \text{HCl}$ , these salts are readily decomposed by weak alkalies or alkali carbonates, with liberation of the bases; in these respects, then, the amido-compounds differ in a marked manner from the strongly basic fatty amines and from the true aromatic amines, such as benzylamine (p. 368).

The feebly basic character of the amido-compounds is due to the fact that the phenyl radicle,  $C_6H_5-$ , has a marked negative or acid character, and its substitution for one of the hydrogen atoms in ammonia has the effect of diminishing or neutralising the basic character of the latter, a result which is directly the opposite of that arrived at by displacing the hydrogen atoms of ammonia by an alkyl (or positive) group, since the amines are stronger bases than ammonia.

When two hydrogen atoms in ammonia are displaced by phenyl-groups, as in diphenylamine,  $(C_6H_5)_2NH$  (p. 367), a still feebler base is produced, the salts of which are decomposed by water. Triphenylamine,  $(C_6H_5)_3N$  (p. 368), moreover, does not form salts at all.

For the same reason the hydroxy-, nitro-, and halogen-derivatives of the amido-compounds, such as amido-phenol,  $C_6H_4(OH) \cdot NH_2$ , nitraniline,  $C_6H_4(NO_2) \cdot NH_2$ , chloraniline,  $C_6H_4Cl \cdot NH_2$ , &c., are even weaker bases than the amido-compounds themselves, because the presence of the negative groups or atoms,  $HO-$ ,  $NO_2-$ ,  $Cl-$ , &c., enhances the acid character of the phenyl radicle.

The amido-compounds also differ from the fatty primary amines and from the true aromatic primary amines in their behaviour with nitrous acid. Although when warmed with nitrous acid in aqueous solution they yield phenols by the substitution of hydroxyl for the amido-group, just as the fatty amines under similar treatment are converted into alcohols (part i. p. 202),



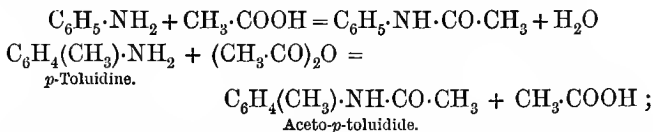
yet when treated with nitrous acid in cold aqueous solution, they are converted into diazo-compounds (p. 370), substances which cannot be produced from the primary amines.

It will be evident from the above statements that there are several important differences between the amido-compounds and the true primary amines, the character of an amido-group in the nucleus being influenced by its state of combination; nevertheless, except as regards those points already

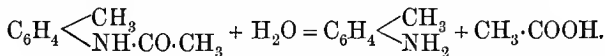
mentioned, amido-compounds have, on the whole, properties very similar to those of the true primary amines.

The amido-compounds, like the primary amines, interact readily with alkyl halogen compounds, yielding alkyl-derivatives, such as methylaniline,  $C_6H_5 \cdot NH \cdot CH_3$ , dimethylaniline,  $C_6H_5 \cdot N(CH_3)_2$ , &c., and also compounds such as phenyl-trimethylammonium iodide,  $C_6H_5 \cdot N(CH_3)_3I$ , which correspond with the quaternary ammonium salts (part i. p. 205).

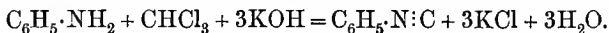
They are also readily acted on by anhydrides and acid chlorides, and even by acids on prolonged heating, yielding substances such as acetanilide and acetotoluidide, which are closely allied to the fatty amides (part i. p. 161), and from which they may be regarded as derived,



these compounds, like the amides, are readily resolved into their constituents on boiling with acids or alkalis,



The amido-compounds, like the fatty primary amines, give the carbylamine reaction ; when a trace of aniline, for example, is heated with alcoholic potash and chloroform, an intensely nauseous smell is observed, due to the formation of phenyl-carbylamine (part i. pp. 173, 202),



Aqueous solutions of amido-compounds are coloured intensely violet on the addition of a solution of bleaching-powder or sodium hypochlorite, a behaviour which, as well as the carbylamine reaction, is made use of in their detection.

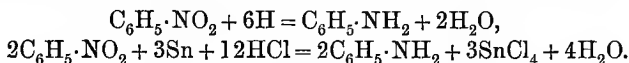
*Diamido-* and *triamido-compounds*, such as the three (*o. m. p.*) phenylenediamines or diamidobenzenes,  $C_6H_4(NH_2)_2$ , and the triamidobenzenes,  $C_6H_3(NH_2)_3$ , are very similar to the

monamido-compounds in chemical properties, but differ from them usually in being solid, more readily soluble in water, and less volatile; since, moreover, they contain two and three amido-groups respectively, they neutralise two or three equivalents of an acid, yielding salts such as  $C_6H_4(NH_2)_2, 2HCl$  and  $C_6H_3(NH_2)_3, 3HCl$ .

### *Aniline and its Derivatives.*

**Aniline**, amidobenzene, or phenylamine,  $C_6H_5 \cdot NH_2$ , was first prepared by Unverdorben in 1826 by distilling indigo, the name aniline being derived from 'anil,' the Spanish for indigo. Runge in 1834 showed that aniline is contained in small quantities in coal-tar, but its preparation from nitrobenzene was first accomplished by Zinin in 1841.

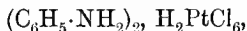
Aniline is manufactured on a very large scale by the reduction of nitrobenzene with scrap iron and crude hydrochloric acid; but in preparing small quantities in the laboratory, the most convenient reducing agent is tin and hydrochloric acid,



Nitrobenzene (50 grams) and granulated tin (80 grams) are placed in a flask, and concentrated hydrochloric acid (290 grams) added in small quantities at a time; at first the mixture must be cooled if the reaction be too violent, but when all the acid has been added, the product is carefully heated on a water-bath for about half an hour. The solution of aniline stannichloride is now treated with soda until strongly alkaline, the liberated aniline distilled in steam, and the distillate extracted with ether. The ethereal extract is then dried over solid potash, the ether distilled off, and the aniline purified by distillation.

Aniline is a colourless oil, boiling at  $183^\circ$ ; it has a faint, characteristic odour, and is sparingly soluble in water, but readily in alcohol and ether; it gradually turns yellow when exposed to light and air, becoming ultimately almost black. Although neutral to litmus, aniline has very decided basic properties, and neutralises acids, forming soluble salts, such as

aniline *hydrochloride*,  $C_6H_5 \cdot NH_2$ ,  $HCl$ , and the rather sparingly soluble *sulphate*,  $(C_6H_5 \cdot NH_2)_2, H_2SO_4$ . The former, like the hydrochlorides of ethylamine, &c., forms double salts with platinum chloride and gold chloride ; on treating a moderately concentrated solution of the hydrochloride with platinum chloride, for example, the *platinochloride*,



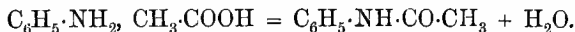
is precipitated in yellow plates, which are moderately soluble in water.

When aniline is heated with chloroform and alcoholic potash, it yields phenylcarbylamine,  $C_6H_5 \cdot N : C$ , a substance readily recognised by its penetrating and very disagreeable odour ; the presence of aniline may also be detected by treating its aqueous solution with bleaching-powder solution or sodium hypochlorite, when an intense purple colouration is produced.

When solutions of the salts of aniline are treated with nitrous acid, at ordinary temperatures, salts of diazo-compounds (p. 370) are formed, but on warming, the latter are decomposed with formation of phenol (p. 391).

Aniline is very largely employed in the manufacture of dyes, and in the preparation of a great number of benzene derivatives.

**Acetanilide**,  $C_6H_5 \cdot NH \cdot CO \cdot CH_3$ , is readily prepared by boiling aniline with excess of glacial acetic acid on a reflux apparatus for several hours, when the aniline acetate first formed is slowly converted into acetanilide, with elimination of water. The product is purified by fractionation or simply by recrystallisation from boiling water,

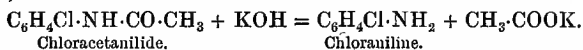


It crystallises in glistening plates, melts at  $115^\circ$ , and is sparingly soluble in cold water, but readily in alcohol ; when treated with acids or alkalis, it is rapidly hydrolysed into aniline and acetic acid. It is used in medicine as a febrifuge, under the name of *antifebrin*.

*Formanilide*,  $C_6H_5 \cdot NH \cdot CHO$ , the anilide of formic acid, and *oxanilide*,  $C_6H_5 \cdot NH \cdot CO \cdot CO \cdot NH \cdot C_6H_5$ , the anilide of oxalic acid, may be similarly prepared.

*Substitution Products of Aniline.*—Aniline and, in fact, all amido-compounds are much more readily attacked by halogens than the hydrocarbons: when aniline, for example, is treated with chlorine or bromine in aqueous solution, it is at once converted into *trichloraniline*,  $C_6H_2Cl_3 \cdot NH_2$ , and *tribromaniline*,  $C_6H_2Br_3 \cdot NH_2$ , respectively, so that in order to obtain mono- and di-substitution products, indirect methods must be employed.

The *o*- and *p*-chloranilines,  $C_6H_4Cl \cdot NH_2$ , may be prepared by passing chlorine into acetanilide, the *p*-derivative being obtained in the larger quantity. The two isomerides are first separated by crystallisation, and then decomposed by boiling with an alkali or acid,



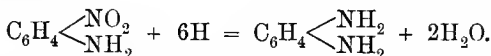
The effect of introducing an acetyl-group into the amido-group is therefore to render aniline less readily attacked; acetanilide, in fact, behaves towards chlorine and bromine more like benzene than aniline. *m*-Chloraniline is most conveniently prepared by the reduction of *m*-chloronitrobenzene,  $C_6H_4Cl \cdot NO_2$  (a substance formed by chlorinating nitrobenzene in the presence of antimony chloride). *o*-Chloraniline and *m*-chloraniline are oils boiling at  $207^\circ$  and  $230^\circ$  respectively, but *p*-chloraniline is a solid, which melts at  $69^\circ$ , and boils at  $231^\circ$ .

*Nitranilines*,  $C_6H_4(NO_2) \cdot NH_2$ , cannot be obtained by nitrating aniline, as the nitrous acid, produced by the reduction of the nitric acid, converts the amido- into the hydroxyl-group, and nitro-derivatives of phenol are formed.

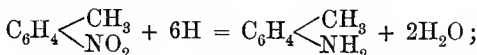
The *o*- and *p*-compounds are prepared by nitrating acetanilide, the *o*- and *p*-nitracetanilides thus obtained being separated by fractional crystallisation, and then converted into the corresponding nitranilines by heating with alkalis. *m*-Nitraniline is very readily prepared by the partial reduction of *m*-dinitrobenzene,  $C_6H_4(NO_2)_2$ , with ammonium sulphide (p. 357).

*o*-Nitraniline melts at  $71^\circ$ , *m*- at  $114^\circ$ , and *p*- at  $147^\circ$ ; they are all sparingly soluble in water, readily in alcohol, and on

reduction they yield the corresponding *o*-, *m*-, and *p*-phenylenediamines,



*Homologues of Aniline.*—The *toluidines*, or amido-toluenes,  $\text{C}_6\text{H}_4(\text{CH}_3)\cdot\text{NH}_2$ , are prepared by reducing the corresponding *o*-, *m*-, and *p*-nitrotoluenes (p. 355), by means of tin and hydrochloric acid, the details of the process being exactly similar to those already given in the case of the preparation of aniline from nitrobenzene,



the *o*- and *p*-compounds may also be prepared from methylaniline (p. 357). Both *o*- and *m*-toluidine are oils boiling at 197°, but *p*-toluidine is crystalline, and melts at 45°, boiling at 198°. When treated with nitrous acid, the toluidines yield diazo-salts, from which the corresponding cresols,  $\text{C}_6\text{H}_4(\text{CH}_3)\cdot\text{OH}$ , are obtained, and in all other reactions they show the greatest similarity to aniline; *o*- and *p*-toluidine are largely employed in the manufacture of dyes.

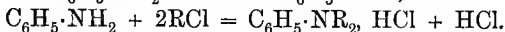
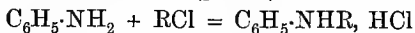
*Diamidobenzenes.*—The *phenylenediamines*,  $\text{C}_6\text{H}_4(\text{NH}_2)_2$ , are obtained by the reduction of the corresponding dinitrobenzenes, or the nitranilines, and a general description of their properties has already been given (p. 361); *o*-phenylenediamine melts at 103°, the *m*- and *p*-compounds at 63° and 140° respectively. *m*-Phenylenediamine gives an intense yellow colouration with a trace of nitrous acid, and is employed in water-analysis for the estimation of nitrites; both the *m*- and *p*-compounds are largely employed in the manufacture of dyes.

### *Alkylanilines.*

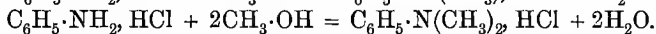
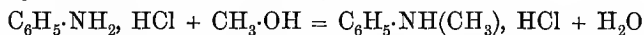
Those derivatives of the amido-compounds, obtained by displacing one or both of the hydrogen atoms of the amido-group by alkyl radicles, are substances of considerable importance, and are usually known as **alkylanilines**. They are



prepared by heating the amido-compounds, for some hours, with the alkyl halogen compounds, the reaction being analogous to that which occurs in the formation of secondary and tertiary from primary amines (p. 369),



Instead of employing the alkyl halogen compounds, a mixture of the corresponding alcohol and halogen acid may be used; methyl- and dimethyl-aniline, for example, are prepared, on the large scale, by heating aniline with methyl alcohol and hydrochloric acid at 200–250°,

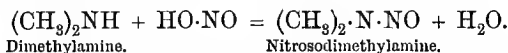
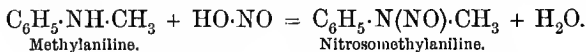


In either case the product consists of the salts of the mono- and dialkyl-derivatives, mixed with certain quantities of unchanged substances, but the mono-alkyl derivative is usually present in small quantity only (about 5 per cent.). The three bases are separated as follows: The product is treated with potash, and the free bases (aniline, methylaniline, and dimethylaniline), which separate as an oily layer, are extracted with ether. After distilling off the ether, the mixture is digested for a short time with acetic anhydride, by which treatment the aniline and methylaniline are converted into acetanilide,  $\text{C}_6\text{H}_5\cdot\text{NH}\cdot\text{CO}\cdot\text{CH}_3$ , and methylacetanilide,  $\text{C}_6\text{H}_5\cdot\text{N}(\text{CH}_3)\cdot\text{CO}\cdot\text{CH}_3$ , respectively, whereas the dimethylaniline is not acted on; the whole is then distilled, the portion boiling below 175°, which consists of acetic anhydride, being collected separately. The crystals, which are deposited on standing from the portions passing over above 175°, are separated by filtration and pressure from the oily dimethylaniline, which is then purified by fractionation.

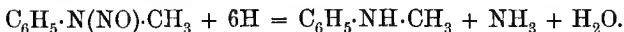
After washing the crystalline anilides with very dilute acetic acid, the mixture is hydrolysed with hydrochloric acid, the liquid diluted considerably with water, cooled, and an excess of sodium nitrite added; the aniline is thus converted into diazobenzene chloride (p. 370), and the methylaniline into nitrosomethylaniline,  $\text{C}_6\text{H}_5\cdot\text{N}(\text{CH}_3)\cdot\text{NO}$ . The latter is extracted with ether, reduced with tin and hydrochloric acid (p. 366), and the regenerated methylaniline purified by distillation in steam and fractionation. *Ethyl-* and *diethyl-aniline* may be prepared and isolated in a similar manner.

These mono- and di-alkyl derivatives are stronger bases than the amido-compounds from which they are derived, the presence of the positive alkyl-group counteracting to some extent the action of the negative phenyl-group (compare p. 359); they are, in fact, very similar in properties to the secondary and tertiary amines respectively, and may be regarded as derived from the fatty amines by the substitution of a phenyl-group for a hydrogen atom, just as the secondary and tertiary amines are obtained by displacing hydrogen atoms by alkyl-groups. Methylaniline, for example, is also phenylmethanamine, and its properties are those of a substitution product of methanamine.

The mono-alkylanilines, like the secondary amines, are converted into yellowish nitroso-compounds on treatment with nitrous acid,



These nitroso-compounds give Liebermann's nitroso-reaction (part i. p. 204), and on reduction they yield ammonia and the original alkylaniline,

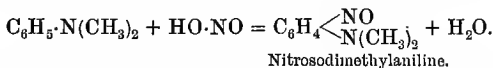


**Methylaniline**,  $\text{C}_6\text{H}_5\cdot\text{NH}\cdot\text{CH}_3$ , prepared as just described, is a colourless liquid which boils at  $191^\circ$ , and, compared with aniline, has strongly basic properties. On adding sodium nitrite to its solution in hydrochloric acid, *nitrosomethylaniline*,  $\text{C}_6\text{H}_5\cdot\text{N}(\text{NO})\cdot\text{CH}_3$ , is precipitated as a light-yellow oil.

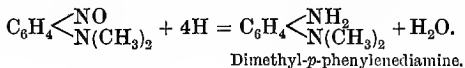
**Dimethylaniline**,  $\text{C}_6\text{H}_5\cdot\text{N}(\text{CH}_3)_2$ , the preparation of which has just been given, is a colourless, strongly basic oil, which boils at  $192^\circ$ ; it is largely used in the manufacture of dyes.

The di-alkylanilines, such as dimethylaniline,  $\text{C}_6\text{H}_5\cdot\text{N}(\text{CH}_3)_2$ , also interact readily with nitrous acid (a behaviour which is not shown by tertiary fatty amines), intensely green (iso)nitroso-compounds

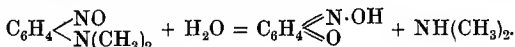
being formed, the NO- group displacing hydrogen of the nucleus from the *p*-position to the nitrogen atom,



These substances do not give Liebermann's nitroso-reaction, and when reduced they yield derivatives of *p*-phenylenediamine,



*p*-Nitrosodimethylaniline,  $\text{C}_6\text{H}_4\begin{smallmatrix} \text{NO} \\ \diagdown \\ \text{N}(\text{CH}_3)_2 \end{smallmatrix}$ , is prepared by dissolving dimethylaniline (1 part) in water (5 parts), and concentrated hydrochloric acid (2.5 parts), and gradually adding to the well-cooled solution the calculated quantity of sodium nitrite dissolved in a little water. The yellow crystalline precipitate of nitrosodimethylaniline hydrochloride is separated by filtration, dissolved in water, decomposed by potassium carbonate, and the free base extracted with ether. Nitrosodimethylaniline crystallises from ether in dark-green plates, and melts at 85°; it is not a nitrosamine, and does not give Liebermann's nitroso-reaction. When reduced with zinc and hydrochloric acid, it is converted into *dimethyl-p*-phenylenediamine (see above), and when boiled with dilute soda, it is decomposed into quinone monoxime (*p*-nitrosophenol) and dimethylamine,



### *Diphenylamine and Triphenylamine.*

The hydrogen atoms of the amido-group in aniline may also be displaced by phenyl radicles, the compounds diphenylamine,  $(\text{C}_6\text{H}_5)_2\text{NH}$ , and triphenylamine,  $(\text{C}_6\text{H}_5)_3\text{N}$ , being produced. These substances, however, cannot be obtained by treating aniline with chlorobenzene,  $\text{C}_6\text{H}_5\text{Cl}$ , a method which would be analogous to that which is employed in the preparation of diethylamine and triethylamine, because the halogen is so firmly bound to the nucleus, that no action takes place even when the substances are heated together.

*Diphenylamine* is most conveniently prepared by heating

aniline hydrochloride with aniline at about  $240^{\circ}$  in closed vessels,



It is a colourless, crystalline substance, which melts at  $54^{\circ}$ , boils at  $310^{\circ}$ , and is insoluble in water, but readily soluble in alcohol and ether. It is only a feeble base, and its salts are decomposed by water with separation of the base; its solution in concentrated sulphuric acid gives with a trace of nitrous acid an intense blue colouration, and it therefore serves as a very delicate test for nitrous acid or nitrites. Diphenylamine is largely used in the manufacture of dyes, also for experiments in which a high constant temperature is required, as, for example, in determining the vapour density of substances of high boiling-point by V. Meyer's method. When treated with potassium, diphenylamine yields a solid potassium derivative,  $(\text{C}_6\text{H}_5)_2\text{NK}$ , the presence of the two phenyl-groups being sufficient to impart to the  $>\text{NH}$  group a feeble acid character, similar to that of imides (part i. p. 238).

*Triphenylamine*,  $(\text{C}_6\text{H}_5)_3\text{N}$ , may be prepared by heating potassium diphenylamine with monobromobenzene at  $300^{\circ}$ ,



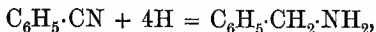
It is a colourless, crystalline substance, melts at  $127^{\circ}$ , and has no basic properties, as it does not combine even with the strongest acids.

### *Aromatic Amines.*

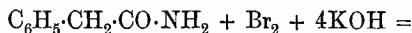
The true aromatic amines—namely, those compounds in which the amido-group is united with carbon of the *side-chain*, are of far less importance than the amido-compounds, and only a few substances of this class have been thoroughly investigated.

**Benzylamine**,  $\text{C}_6\text{H}_5\cdot\text{CH}_2\cdot\text{NH}_2$ , may, however, be described as a typical aromatic primary amine. It may be obtained by

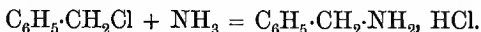
reducing phenyl cyanide (benzonitrile, p. 421) with sodium and alcohol,



by treating the amide of phenylacetic acid (p. 429) with bromine and potash,



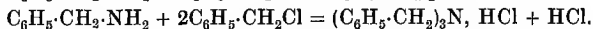
and by heating benzyl chloride with alcoholic ammonia,



All these methods are similar to those employed in the preparation of fatty primary amines.

Benzylamine is a colourless, pungent-smelling, strongly basic liquid, boiling at  $185^\circ$ ; it closely resembles the fatty amines in nearly all respects, and differs from the monamido-compounds (aniline, toluidine, &c.) in being readily soluble in water, and in not yielding diazo-compounds when its salts are treated with nitrous acid. Like the fatty primary amines, it gives the carbylamine reaction, and is converted into the corresponding alcohol (benzyl alcohol, p. 403) on treatment with nitrous acid.

Secondary and tertiary aromatic amines are formed when a primary amine is heated with an aromatic halogen compound, containing the halogen in the side-chain; when, for example, benzylamine is heated with benzyl chloride, both *dibenzylamine* and *tribenzylamine* are produced, just as diethylamine and triethylamine are obtained when ethylamine is heated with ethyl bromide,

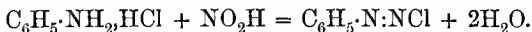


When, therefore, benzyl chloride is heated with ammonia, the product consists of a mixture of the salts of all three amines.

## CHAPTER XXIV.

## DIAZO-COMPOUNDS AND THEIR DERIVATIVES.

It has already been stated that when the amido-compounds or their salts are treated with nitrous acid in aqueous solution, they yield phenols; this decomposition, however, usually takes place only on warming. If, for example, a well-cooled dilute solution of aniline hydrochloride (1 mol.) be mixed with sodium nitrite (1 mol.), and hydrochloric acid (1 mol.) added to set free the nitrous acid, phenol is not produced, and the solution contains a very unstable substance called *diazobenzene chloride*, the formation of which may be expressed by the equation



In this respect, then, the amido-compounds differ from the fatty amines; the latter are at once converted into alcohols by nitrous acid in the cold, whereas the former are first transformed into diazo-compounds, which, usually only on warming, decompose more or less readily with formation of phenols (p. 386).

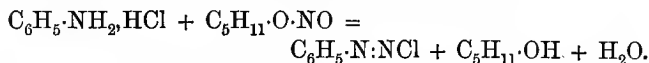
All amido-compounds behave in this way, yielding diazo-salts similarly constituted to diazobenzene chloride.

The diazo-salts were discovered in 1860 by P. Griess; they may be assumed to be salts of diazobenzene,  $\text{C}_6\text{H}_5\cdot\text{N}:\text{N}\cdot\text{OH}$ , and its homologues, substances which it has not been found possible to isolate in a pure state and analyse on account of their unstable nature.

The diazo-salts (usually spoken of as the diazo-compounds) may nevertheless be isolated without much difficulty, although, as a matter of fact, they are seldom separated from their aqueous solutions, partly because of their explosive character,

partly because for most purposes for which they are prepared this operation is quite unnecessary.

*Preparation.*—Anhydrous diazo-salts may be obtained by treating a well-cooled solution of an amido-compound in absolute alcohol with amyl nitrite and a mineral acid, in absence of any considerable quantity of water,



*Diazobenzene sulphate*,  $\text{C}_6\text{H}_5\cdot\text{N}:\text{N}\cdot\text{SO}_4\text{H}$ , for example, is prepared by dissolving aniline (15 parts) in absolute alcohol (10 parts), adding concentrated sulphuric acid (20 parts), and after cooling in a freezing mixture, slowly running in pure amyl nitrite (20 grams); after 10–15 minutes diazobenzene sulphate separates in crystals, which are washed with alcohol and ether, and dried in the air at ordinary temperatures.

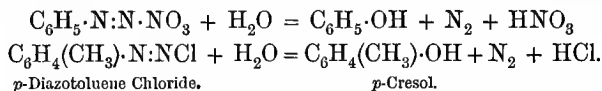
*Diazobenzene chloride* and *diazobenzene nitrate* may be obtained in a similar manner, employing alcoholic solutions of hydrogen chloride and of nitric acid in the place of sulphuric acid.

*Diazobenzene nitrate*,  $\text{C}_6\text{H}_5\cdot\text{N}:\text{N}\cdot\text{NO}_3$ , may also be conveniently isolated as follows: Aniline nitrate is suspended in a small quantity of water, and the liquid saturated with nitrous acid (generated from  $\text{As}_2\text{O}_3$  and  $\text{HNO}_3$ ), when the crystals gradually dissolve with formation of diazobenzene nitrate; on the addition of alcohol and ether, this salt separates in colourless needles. Special precautions are to be observed in preparing this substance, as, when dry, it is highly explosive; although it may be handled with safety if kept moist.

Aqueous solutions of the diazo-salts are prepared by dissolving the amido-compound in an aqueous mineral acid, and adding the theoretical quantity of a solution of sodium nitrite, after first cooling to  $0^\circ$  (see above, also p. 373).

*Properties.*—The diazo-salts are colourless, crystalline compounds, very readily soluble in water; in the dry state they are more or less explosive, and should be handled only with the greatest caution. They are of immense value in synthetic chemistry and in the preparation of dyes, as they undergo a number of remarkable reactions, of which the following are some of the more important.

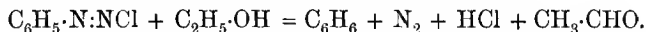
When warmed in aqueous solution they decompose rapidly, with evolution of nitrogen and formation of phenols (p. 386),



*p*-Diazotoluene Chloride.

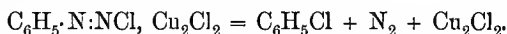
*p*-Cresol.

When boiled with strong alcohol they yield hydrocarbons, part of the alcohol being oxidised to aldehyde,

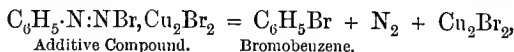


These two reactions afford a means of obtaining phenols and hydrocarbons from amido-compounds.

The diazo-compounds behave in a very remarkable way when treated with cuprous salts; if, for example, a solution of diazobenzene chloride be warmed with cuprous chloride, nitrogen is evolved, and chlorobenzene is produced. In this reaction, the diazo-salt combines with the cuprous chloride to form an intermediate brownish additive compound, which is decomposed at higher temperatures, cuprous chloride being regenerated; theoretically, therefore, the reaction is continuous,



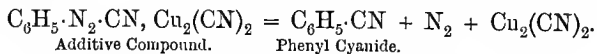
If, instead of the chloride, cuprous bromide or cuprous iodide be employed, bromobenzene or iodobenzene is produced,



Additive Compound.

Bromobenzene.

whereas by using cuprous cyanide, a cyanide or nitrile is formed,



Additive Compound.

Phenyl Cyanide.

In this latter reaction a mixture of cupric sulphate and potassium cyanide is generally used instead of the previously prepared cuprous cyanide.

By means of this very important reaction, which was discovered by Sandmeyer in 1884, it is possible to displace the

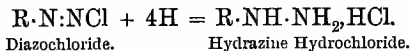


NH<sub>2</sub>- group in amido-compounds by Cl, Br, I, CN, and indirectly by COOH (by the hydrolysis of the CN- group), and indeed by other atoms or groups; as, moreover, the yield is generally good, Sandmeyer's reaction is of great practical value. The amido-compounds being readily obtainable from the nitro-compounds, and the latter from the hydrocarbons, this method affords a means of preparing halogen, cyanogen, and other derivatives indirectly from the hydrocarbons.

Gattermann has shown that the decomposition of the diazo-compounds is, in many cases, best brought about by treating the cold solution of the diazo-salt with copper powder (prepared by the action of zinc-dust on a solution of copper sulphate). Monochlorobenzene, for example, is readily obtained from aniline by the following process: Aniline (31 grams) is dissolved in hydrochloric acid (300 grams) and water (150 grams), the solution well cooled with ice, and *diazotised* by adding gradually a concentrated aqueous solution of sodium nitrite (23 grams). The solution of diazobenzene chloride thus obtained is gradually mixed with copper powder (40 grams), when nitrogen is evolved and chlorobenzene produced, the reaction being complete in about half an hour. The chlorobenzene is then purified by distillation in steam and fractionation.

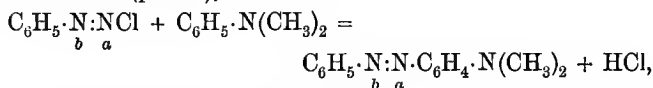
In preparing cyanobenzene, C<sub>6</sub>H<sub>5</sub>·CN, from aniline, aniline sulphate is diazotised, the solution mixed with potassium cyanide, and then copper powder added.

The diazo-compounds also serve for the preparation of an important class of compounds known as the *hydrazines*, these substances being obtained by reducing the diazo-compounds, usually with stannous chloride and hydrochloric acid,

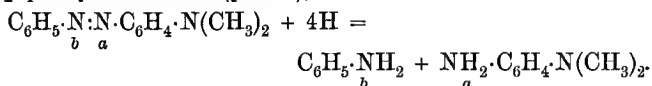


*Constitution of Diazo-compounds.*—That diazobenzene salts have the constitution expressed by the formula C<sub>6</sub>H<sub>5</sub>·N:NR<sub>b</sub> (where R = Cl, Br, I, NO<sub>3</sub>, HSO<sub>4</sub>, &c.) is shown by the following considerations. On reduction they are converted into phenylhydrazine, C<sub>6</sub>H<sub>5</sub>·NH·NH<sub>2</sub> (the constitution of which is known, p. 376), a fact which shows that the two nitrogen atoms are united together, and that one of them (*b*)

is combined with the benzene nucleus. Diazobenzene chloride interacts readily with dimethylaniline, giving dimethylamidoazobenzene (p. 376),



and this substance, on reduction, yields aniline and dimethyl-*p*-phenylenediamine (p. 376),



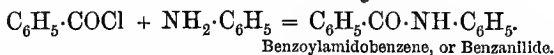
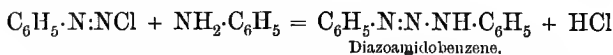
These changes can only be explained on the assumption that the acid radicle is attached to the *a*-nitrogen atom, as in the above formula, because if it were united to the other nitrogen atom (*b*), as in the formula  $\text{C}_6\text{H}_5 \cdot \underset{b}{\text{N}} \text{Cl} : \underset{a}{\text{N}}$ , for example, such products could not be obtained.

Free diazobenzene is very unstable, and has not been obtained in a pure state, but it probably has the constitution  $\text{C}_6\text{H}_5 \cdot \text{N} : \text{N} \cdot \text{OH}$ .

### *Diazoamido- and Amidoazo-compounds.*

Although some of the more characteristic reactions of diazo-compounds have already been mentioned, there are numerous other changes of great interest and of great commercial importance which these substances undergo.

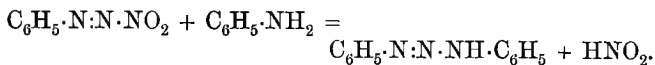
When, for example, diazobenzene chloride is treated with aniline, a reaction takes place similar to that which occurs when aniline is treated with benzoyl chloride (p. 420), and diazoamidobenzene is formed,



As, moreover, other diazo-compounds and other amido-compounds interact in a similar manner, numerous diazoamido-compounds may be obtained.

**Diazoamidobenzene**,  $\text{C}_6\text{H}_5 \cdot \text{N} : \text{N} \cdot \text{NH} \cdot \text{C}_6\text{H}_5$ , may be de-

scribed as a typical compound of this class ; it is conveniently prepared by passing nitrous fumes into an alcoholic solution of aniline, the diazobenzene nitrite, which is probably first produced, interacting with excess of aniline,

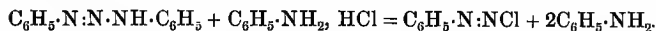


Diazoamidobenzene crystallises in brilliant yellow needles, and is sparingly soluble in water, but readily in alcohol and ether ; it does not form salts with acids.

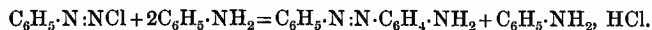
**Amidoazobenzene**,  $\text{C}_6\text{H}_5\cdot\text{N}:\text{N}\cdot\text{C}_6\text{H}_4\cdot\text{NH}_2$ , is formed when diazoamidobenzene is warmed with a small quantity of aniline hydrochloride at  $40^\circ$ , intramolecular change taking place,



The course of this remarkable reaction, which is a general one, and shown by all diazoamido-compounds, may possibly be explained by assuming that the aniline hydrochloride first decomposes the diazoamidobenzene, yielding diazobenzene chloride and aniline thus :



The diazobenzene chloride then interacts with excess of aniline in such a way that the diazo-group displaces hydrogen of the nucleus from the *para*-position to the amido-group,



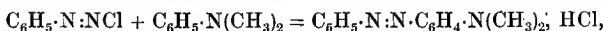
The change is, therefore, theoretically continuous, the regenerated aniline hydrochloride being able to convert a further quantity of the diazoamidobenzene into the amidoazo-compound.

Amidoazobenzene may also be prepared by nitrating azobenzene (p. 378), and then reducing the *p*-nitroazobenzene,  $\text{C}_6\text{H}_5\cdot\text{N}:\text{N}\cdot\text{C}_6\text{H}_4\cdot\text{NO}_2$ , which is produced with ammonium sulphide, a series of reactions analogous to those which occur in the formation of aniline from benzene, and which prove the constitution of amidoazobenzene.

Amidoazobenzene crystallises from alcohol in brilliant orange-red plates, and melts at  $125^\circ$  ; its salts are intensely coloured, the hydrochloride,  $\text{C}_6\text{H}_5\cdot\text{N}:\text{N}\cdot\text{C}_6\text{H}_4\cdot\text{NH}_2, \text{HCl}$ , for example, forms beautiful steel-blue needles, and used to come

into the market under the name of 'aniline yellow' as a silk dye (p. 524).

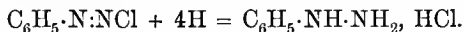
Other amidoazo-compounds may be obtained *directly* by treating tertiary alkylanilines (p. 364) with diazo-salts: dimethylaniline, for example, interacts with diazobenzene chloride, yielding dimethyl-amidoazobenzene,



no intermediate diazoamido-compound being formed, because dimethylaniline does not contain an  $\text{NH}<$  or  $\text{NH}_2-$  group.

In this case also the diazo-group,  $\text{C}_6\text{H}_5\cdot\text{N}:\text{N}-$ , takes up the *p*-position to the  $\text{N}(\text{CH}_3)_2-$  group, as is shown by the fact that, on reduction, dimethylamidoazobenzene is converted into aniline and dimethyl-*p*-phenylenediamine, the latter being identical with the base which is produced by reducing *p*-nitrosodimethylaniline (p. 367).

**Phenylhydrazine**,  $\text{C}_6\text{H}_5\cdot\text{NH}\cdot\text{NH}_2$ , a compound of great practical importance, is easily prepared by the reduction of diazobenzene chloride,

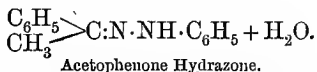
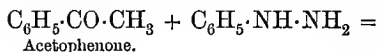
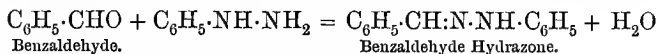


Aniline (10 grams) is dissolved in concentrated hydrochloric acid (200 c.c.), and to the well-cooled solution sodium nitrite (7.5 grams) dissolved in water (50 c.c.) is added in small quantities at a time; the resulting solution of diazobenzene chloride is then mixed with stannous chloride (45 grams) dissolved in concentrated hydrochloric acid (45 grams). The precipitate of phenylhydrazine hydrochloride, which rapidly forms, is separated by filtration, dissolved in water, decomposed with potash, and the free base extracted with ether and purified by fractionation.

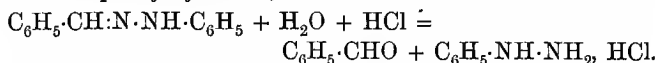
Phenylhydrazine crystallises in colourless prisms, melts at  $23^\circ$ , and boils with slight decomposition at  $241^\circ$ , so that it is best purified by distillation under reduced pressure. It is sparingly soluble in cold water, readily in alcohol and ether; it is a strong base, and forms well-characterised salts, such as the hydrochloride,  $\text{C}_6\text{H}_5\cdot\text{NH}\cdot\text{NH}_2, \text{HCl}$ , which crystallises in colourless needles, and is readily soluble in hot water; solutions of the free base and of its salts reduce Fehling's solution in the cold. The *constitution* of phenylhydrazine is established by the fact that, when heated with zinc-dust

and hydrochloric acid, it is converted into aniline and ammonia.

Phenylhydrazine interacts readily with aldehydes, ketones, and other substances containing a carbonyl-group, with elimination of water and formation of *phenylhydrazones* (hydrazones); as these compounds are usually sparingly soluble and often crystallise well, they may frequently be employed with advantage in the identification and isolation of aldehydes, ketones, &c. (part i. p. 133),



Most hydrazones are decomposed by strong mineral acids, with regeneration of the aldehyde or ketone, and formation of a salt of phenylhydrazine,



The value of phenylhydrazine as a means of detecting and isolating the sugars has been explained (part i. p. 267).

In preparing hydrazones, the reacting substances may either be heated together without a solvent, or more frequently the substance is dissolved in water (or alcohol), and the solution of the requisite amount of phenylhydrazine in dilute acetic acid added. On warming, the hydrazone generally separates in a crystalline form, and may be readily purified by recrystallisation.

Osazones (part i. p. 268) are prepared by warming an aqueous solution of a sugar, with a large excess of phenylhydrazine dissolved in dilute acetic acid; after some time the osazone begins to be deposited in a crystalline form, the separation increasing as the liquid cools.

### *Azo-compounds.*

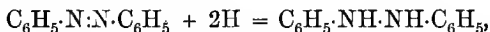
It has already been shown that when nitro-compounds are treated with tin and hydrochloric acid, and other *acid* reduc-

ing agents, they are converted into amido-compounds, a similar change taking place when alcoholic ammonium sulphide is employed; when, however, nitro-compounds are treated with other *alkaline* reducing agents, such as sodium amalgam, stannous oxide and soda, or zinc-dust and soda, they yield *azo-compounds*, such as azobenzene, two molecules of the nitro-compound affording one molecule of the azo-compound,

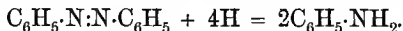


**Azobenzene**,  $\text{C}_6\text{H}_5\cdot\text{N}:\text{N}\cdot\text{C}_6\text{H}_5$ , may be described as a typical example of this class of compounds. It is prepared by agitating nitrobenzene with the calculated quantity of stannous chloride, dissolved in soda, until the odour of nitrobenzene is imperceptible. The reddish precipitate is collected, washed with water, dried, and recrystallised from light petroleum.

Azobenzene crystallises in brilliant red plates, melts at  $68^\circ$ , and distils at  $293^\circ$ ; it is readily soluble in ether and alcohol, but insoluble in water. Alkaline reducing agents, such as ammonium sulphide, zinc-dust and soda, &c., convert azobenzene into *hydrazobenzene*, a colourless, crystalline substance, which melts at  $131^\circ$ ,

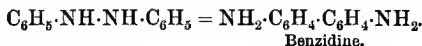


whereas a mixture of zinc-dust and acetic acid decomposes it, with formation of aniline,

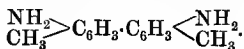


Other azo-compounds behave in a similar manner.

*Hydrazobenzene*,  $\text{C}_6\text{H}_5\cdot\text{NH}\cdot\text{NH}\cdot\text{C}_6\text{H}_5$ , is readily converted into azobenzene by mild oxidising agents such as mercuric oxide, and slowly even when air is passed through its alcoholic solution. When treated with strong acids, it undergoes a very remarkable intramolecular change, and is converted into *p*-diamidodiphenyl or *benzidine*, a strongly basic substance largely used in the preparation of azo-dyes (p. 526),



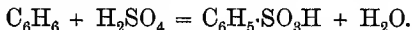
Benzidine may be directly produced by reducing azobenzene with tin and strong hydrochloric acid; other azo-compounds, such as azo-toluene,  $\text{CH}_3 \cdot \text{C}_6\text{H}_4 \cdot \text{N} : \text{N} \cdot \text{C}_6\text{H}_4 \cdot \text{CH}_3$ , behave in a similar manner, and are readily converted into isomeric alkyl-derivatives of benzidine, such as *dimethylbenzidine* (tolidine),



## CHAPTER XXV.

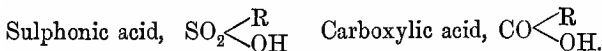
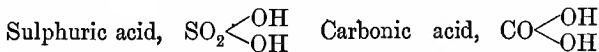
### SULPHONIC ACIDS AND THEIR DERIVATIVES.

When benzene is heated with concentrated sulphuric acid, it gradually dissolves, and *benzenesulphonic acid* is formed by the substitution of the *sulphonic* group  $-\text{SO}_3\text{H}$  or  $-\text{SO}_2 \cdot \text{OH}$  for an atom of hydrogen,



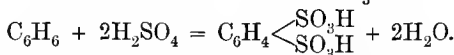
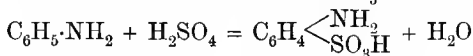
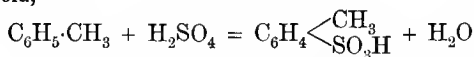
The homologues of benzene and aromatic compounds in general behave in a similar manner, and this property of readily yielding sulphonic derivatives by the displacement of hydrogen of the nucleus is one of the important characteristics of aromatic, as distinct from fatty, compounds.

The sulphonic acids are not analogous to the alkylsulphuric acids (part i. p. 182), which are ethereal salts, but rather to the carboxylic acids, since they may be regarded as derived from sulphuric acid,  $\text{SO}_2(\text{OH})_2$ , just as the carboxylic acids are derived from carbonic acid,  $\text{CO}(\text{OH})_2$ , namely, by the substitution of an aromatic radicle for one of the hydroxyl-groups.



*Preparation.*—Sulphonic acids are prepared by treating an

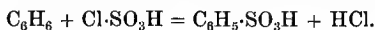
aromatic compound with sulphuric acid, or with anhydrosulphuric acid,



The number of hydrogen atoms displaced by sulphonic groups depends (as in the case of nitro-groups) on the temperature, on the concentration of the acid, and on the nature of the substance undergoing *sulphonation*.

The substance to be sulphonated is mixed with, or dissolved in, excess of the acid, and, if necessary, the mixture or solution is then heated on a water- or sand-bath until the desired change is complete. After cooling, the product is carefully treated with water, and the acid isolated as described later (p. 382). In the case of substances which are insoluble in water or dilute sulphuric acid, the point at which the whole is converted into a monosulphonic acid is easily ascertained by taking out a small portion of the mixture and adding water; unless the whole is soluble, unchanged substance is still present.

Sometimes chlorosulphonic acid,  $\text{Cl}\cdot\text{SO}_3\text{H}$ , is employed in sulphonating substances, and, in such cases, chloroform or carbon bisulphide may be used as a solvent to moderate the action,

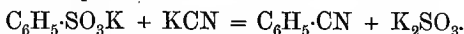


*Properties.*—Sulphonic acids are, as a rule, colourless, crystalline compounds, readily soluble in water, and often very hygroscopic; they have seldom a definite melting-point, and gradually decompose when heated, without volatilising, for which reason they cannot be distilled. They have a sour taste, a strongly acid reaction, turn blue litmus red, and show, in fact, all the properties of powerful acids, their basicity depending on the number of sulphonic groups which they contain. They decompose carbonates, and dissolve certain metals with evolution of hydrogen; their salts, as a rule, are readily soluble in water.

Although, generally speaking, the sulphonic acids are very

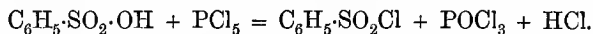


stable, and are not decomposed by boiling aqueous alkalis or mineral acids, they undergo certain changes of great importance. When fused with potash they yield phenols (p. 387), and when strongly heated with potassium cyanide, or with potassium ferrocyanide, they are converted into cyanides (or nitriles, p. 421), which pass off in vapour, leaving a residue of potassium sulphite,



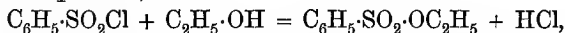
The sulphonic group may also be displaced by hydrogen. This may be done by strongly heating the acids alone, or with hydrochloric acid in sealed tubes, or by passing superheated steam into the acids, or into their solution in concentrated sulphuric acid.

Sulphonic acids yield numerous derivatives, which may generally be prepared by methods similar to those used in the case of the corresponding derivatives of carboxylic acids. When, for example, a sulphonic acid (or its alkali salt) is treated with phosphorus pentachloride, the hydroxyl-group is displaced by chlorine, and a *sulphonic chloride* is obtained,

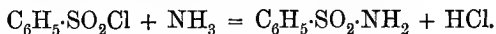


All sulphonic acids behave in this way, and their sulphonic chlorides are of great value, not only because they are often useful in isolating and identifying the ill-characterised acids, but also because, like the chlorides of the carboxylic acids, they interact readily with many other compounds.

The sulphonic chlorides are decomposed by water and by alkalis, giving the sulphonic acids or their salts; they interact with alcohols, yielding ethereal salts, such as *ethyl benzenesulphonate*,



and when shaken with concentrated ammonia they are usually converted into well-defined crystalline *sulphonamides*, which also serve for the identification of the acids,



Benzenesulphonic Chloride.

Benzenesulphonamide.

The isolation of sulphonic acids is very often a matter of some difficulty, because, like the sugars, they are readily soluble in water and non-volatile, and cannot be extracted from their aqueous solutions by shaking with ether, &c., or separated from other substances by steam distillation. The first step usually consists in separating them from the excess of sulphuric acid employed in their preparation; this may be done in the following manner: The aqueous solution of the product of sulphonation (see above) is boiled with excess of barium (or calcium) carbonate, filtered from the precipitated barium (or calcium) sulphate, and the filtrate—which contains the barium (or calcium) salt of the sulphonic acid—treated with sulphuric acid drop by drop as long as a precipitate is produced; after again filtering, an aqueous solution of the sulphonic acid is obtained, and on evaporating to dryness, the acid remains as a syrup or in a crystalline form. If calcium carbonate has been used, the acid will contain a little calcium sulphate, which may be got rid of by adding a little alcohol, filtering, and again evaporating.

Lead carbonate is sometimes employed instead of barium or calcium carbonate; in such cases, the filtrate from the lead sulphate is treated with hydrogen sulphide, filtered from lead sulphide, and then evaporated. These methods are, of course, only applicable provided that the barium, calcium, or lead salt of the acid is soluble in water; in other cases the separation is much more troublesome.

When two or more sulphonic acids are present in the product, they are usually separated by fractional crystallisation of their salts, after first getting rid of the sulphuric acid as just described; the alkali salts are easily prepared from the barium, calcium, or lead salts by treating the solution of the latter with the alkali carbonate as long as a precipitate is produced, filtering from the insoluble carbonate, and then evaporating.

Sometimes a complete separation cannot be accomplished with the aid of any of the salts, or the salts and the acids themselves are so badly characterised that it is difficult to make sure of their purity; in such cases the sulphonic chlorides are prepared by treating the alkali salts with phosphorus pentachloride; these compounds are soluble in ether, chloroform, &c., and generally crystallise well, so that they are easily separated and obtained in a state of purity.

**Benzenesulphonic acid**,  $\text{C}_6\text{H}_5\cdot\text{SO}_3\text{H}$ , is prepared by gently boiling a mixture of equal volumes of benzene and con-

centrated sulphuric acid for twenty to thirty hours, using a reflux condenser; it is isolated with the aid of its barium or lead salt, both of which are soluble in water. It crystallises with  $1\frac{1}{2}$  mols.  $H_2O$  in colourless, hygroscopic plates, and dissolves freely in alcohol; when fused with potash, it yields phenol (p. 391). *Benzenesulphonic chloride*,  $C_6H_5\cdot SO_2Cl$ , is an oil, but the *sulphonamide*,  $C_6H_5\cdot SO_2\cdot NH_2$ , is crystalline, and melts at  $149^\circ$ .

**Benzene-*m*-disulphonic acid**,  $C_6H_4(SO_3H)_2$ , is also prepared by heating the hydrocarbon with concentrated sulphuric acid, but a larger proportion (two volumes) of the acid is employed, and the solution is heated more strongly (or anhydrosulphuric acid is used); it may be isolated by means of its barium salt, and thus obtained in crystals containing  $2\frac{1}{2}$  mols.  $H_2O$ , but it is very hygroscopic. When fused with potash, it yields resorcinol (p. 398).

*Benzene-o-disulphonic acid* and the corresponding *p*-compound are of little importance.

The three (*o.m.p.*) *toluenesulphonic acids*,  $C_6H_4(CH_3)\cdot SO_3H$ , are crystalline, and their barium salts are soluble in water; only the *o*- and *p*-acids are formed when toluene is dissolved in anhydrosulphuric acid.

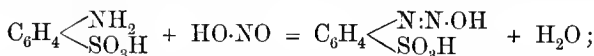
**Sulphanilic acid**, amidobenzene-*p*-sulphonic acid, or aniline-*p*-sulphonic acid,  $C_6H_4(NH_2)\cdot SO_3H$ , is easily prepared by heating aniline sulphate at about  $200^\circ$  for some time.

Aniline is slowly added to a slight excess of the theoretical quantity of sulphuric acid contained in a porcelain dish, the mixture being constantly stirred as it becomes solid; the dish is then gently heated on a sand-bath, the contents being stirred, and care being taken to prevent charring. The process is at an end as soon as a small portion of the product, dissolved in water, gives no oily precipitate of aniline on adding excess of soda. After cooling, a little water is added, the sparingly soluble sulphonic acid separated by filtration, and purified by recrystallisation from boiling water, with addition of animal charcoal (see foot-note, p. 393).

Sulphanilic acid crystallises with 2 mols.  $H_2O$ , and is readily soluble in hot, but only sparingly in cold, water.

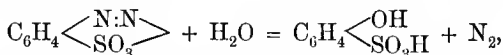
It forms salts with bases, but it does not combine with acids, the basic character of the amido-group being neutralised by the acid character of the sulphonic group; in this respect, therefore, it differs from glycine (part i. p. 292), which forms salts both with acids and bases.

When sulphanilic acid is dissolved in dilute soda, the solution mixed with a slight excess of sodium nitrite, and poured into well-cooled, dilute sulphuric acid, *diazobenzenesulphonic acid* is formed,

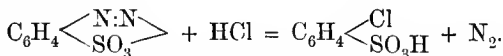


this compound, however, immediately loses water, and is converted into its anhydride,\*  $\text{C}_6\text{H}_4\left\langle\begin{smallmatrix}\text{N}:\text{N} \\ \text{SO}_3\end{smallmatrix}\right\rangle$ , which separates from the solution in colourless crystals.

Diazobenzenesulphonic acid, or rather its anhydride, shows the characteristic properties of diazo-compounds in general; when boiled with water, it is converted into phenol-*p*-sulphonic acid (p. 395),



whereas, when heated with concentrated hydrochloric or hydrobromic acid, it gives chlorobenzene- or bromobenzene-*p*-sulphonic acid,†



*Amidobenzene-o-sulphonic acid* and the *m*-acid (*metanilic acid*) may be obtained by reducing the corresponding nitrobenzenesulphonic acids,  $\text{C}_6\text{H}_4(\text{NO}_2)\cdot\text{SO}_3\text{H}$ , both of which are formed, together with the *p*-acid, on nitrating benzenesulphonic acid; they

\* The existence of this anhydride (and of that of *amidobenzene-m-sulphonic acid*), is a very interesting fact, because, as a rule, anhydride formation takes place only between groups in the *o*-position to one another (compare p. 424).

† Many other diazo-compounds which, like diazobenzenesulphonic acid, contain some acid group, are decomposed by halogen acids in a similar manner.

resemble sulphanilic acid in properties, and are readily converted into the anhydrides of the corresponding diazobenzenesulphonic acids.

Many other sulphonic acids are described later.

---

## CHAPTER XXVI.

### PHENOLS.

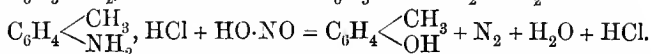
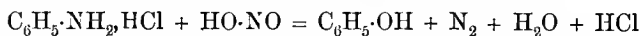
The hydroxy-compounds of the aromatic series, such as phenol or hydroxy-benzene,  $\text{C}_6\text{H}_5\cdot\text{OH}$ , the isomeric hydroxy-toluenes,  $\text{C}_6\text{H}_4(\text{CH}_3)\cdot\text{OH}$ , and benzyl alcohol,  $\text{C}_6\text{H}_5\cdot\text{CH}_2\cdot\text{OH}$ , are theoretically derived from the aromatic hydrocarbons by the substitution of hydroxyl-groups for atoms of hydrogen, just as the fatty alcohols are derived from the paraffins. It will be seen, however, from the examples just given that whereas, in benzene, hydrogen atoms of the nucleus must necessarily be displaced, in the case of toluene and all the higher homologues this is not so, since the hydroxyl-groups may displace hydrogen either of the nucleus or of the side-chain. Now the hydroxy-derivatives of benzene, and all those aromatic hydroxy-compounds, formed by the substitution of hydroxyl-groups for hydrogen atoms of the *nucleus*, differ in many respects not only from the fatty alcohols, but also from those aromatic compounds which contain the hydroxyl-group in the side-chain; it is convenient, therefore, to make some distinction between the two kinds of aromatic hydroxy-compounds, and for this reason they are classed in two groups, (a) the **phenols**, and (b) the **aromatic alcohols** (p. 402).

The **phenols**, then, are hydroxy-compounds in which the hydroxyl-groups are united directly with carbon of the nucleus; they may be subdivided into monohydric, dihydric, trihydric phenols, &c., according to the number of hydroxyl-groups which they contain. Phenol, or carbolic acid,  $\text{C}_6\text{H}_5\cdot\text{OH}$ , for example, is a monohydric phenol, as are also


the three isomeric cresols or hydroxytoluenes,  $C_6H_4(CH_3) \cdot OH$ ; the three isomeric dihydroxybenzenes,  $C_6H_4(OH)_2$ , on the other hand, are dihydric phenols, whereas phloroglucinol,  $C_6H_3(OH)_3$ , is an example of a trihydric compound.

Many of the phenols are easily obtainable, well-known compounds; carbolic acid, for instance, is prepared from coal-tar in large quantities; carvacrol and thymol occur in various plants, and catechol, pyrogallol, &c., may be obtained by the dry distillation of certain vegetable products.

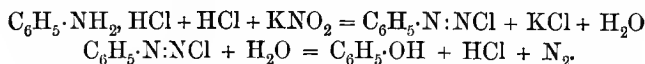
*Preparation.*—Phenols may be prepared by treating salts of amido-compounds with nitrous acid in aqueous solution, and then heating until nitrogen ceases to be evolved,



It is possible, therefore, to prepare phenols, not only from the amido-compounds themselves, but also indirectly from the corresponding nitro-derivatives and from the hydrocarbons, since these substances may be converted into amido-compounds,



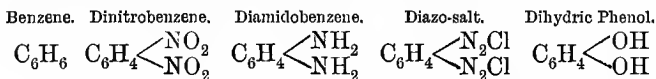
The conversion of an amido-compound into a phenol really takes place in two stages, as already explained (p. 370); at ordinary temperatures the salt of the amido-compound is transformed into a salt of a diazo-compound, but on heating its aqueous solution, the latter decomposes, yielding a phenol,



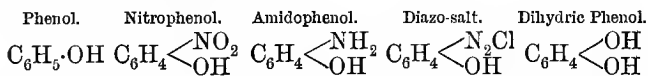
The amido-compound, aniline, for example, is dissolved in moderately dilute hydrochloric acid (2 mols.), or sulphuric acid (1 mol.), the solution is cooled in ice or water, and an aqueous solution of sodium nitrite (1 mol.) is slowly added, stirring constantly. The mixture is then gradually heated to boiling on a reflux condenser, until the evolution of nitrogen (which at first causes brisk effervescence) is at an end, and the diazo-salt is com-

pletely decomposed ; the phenol is afterwards separated from the tarry matter, which is almost invariably produced, either by distillation in steam, by crystallisation from hot water, or by extraction with ether ; in the last case the ethereal solution is usually shaken with soda, which dissolves out the phenol, leaving most of the impurities in the ether.

Dihydric phenols may sometimes be prepared from the corresponding di-substitution products of the hydrocarbon, as indicated by the following series of changes :

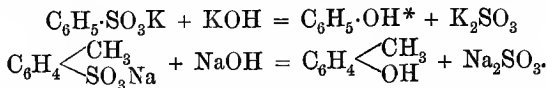


They may also be obtained from the monohydric compounds in the following manner :



These two methods, however, are limited in their application, because *o*- and *m*-diamido-compounds cannot always be converted into the corresponding diazo-salts, but more often yield products of quite a different nature ; *o*- and *p*-amido-hydroxy-compounds also show an abnormal behaviour with nitrous acid, the former not being acted on at all, the latter only with difficulty. For these reasons dihydric phenols are usually most conveniently prepared by the methods given later.

Another important general method of preparing phenols consists in fusing sulphonic acids or their salts with potash or soda ; in this case, also, their preparation from the hydrocarbons is often easily accomplished, since the latter are usually converted into sulphonic acids without difficulty,

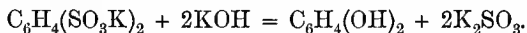


The sulphonic acid or its alkali salt is placed in an iron, or, better,

\* In all cases the phenols are present in the product as alkali salts.

nickel or silver dish,\* together with excess of solid potash (or soda), and a little water, and the dish is heated over a free flame, the mixture being constantly stirred with a nickel or silver spatula, or with a thermometer, the bulb of which is encased in a glass tube, or covered with silver by electro-deposition; after the potash and the salt have dissolved, the temperature is slowly raised, during which process the mixture usually undergoes a variety of changes in colour, by which an experienced operator can tell when the decomposition of the sulphonic acid is complete; as a rule, a temperature considerably above  $200^{\circ}$  is required, so that simply boiling the sulphonic acid with concentrated potash does not bring about the desired change. When the operation is finished, the fused mass is allowed to cool, dissolved in water, the solution acidified with dilute sulphuric acid, and the liberated phenol extracted with ether, or isolated in some other manner.

Dihydric phenols may often be obtained in a similar manner from the disulphonic acids,



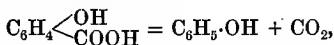
Owing to the high temperature at which these reactions must be carried out, secondary changes very often occur. When the sulphonic acid contains halogen atoms, the latter are usually displaced by hydroxyl-groups, especially if other acid radicles, such as  $-\text{NO}_2$ , or  $-\text{SO}_3\text{H}$ , are also present; when, for example, chlorobenzenesulphonic acid,  $\text{C}_6\text{H}_4\text{Cl}\cdot\text{SO}_3\text{H}$ , is fused with potash, a dihydric phenol,  $\text{C}_6\text{H}_4(\text{OH})_2$ , is produced, the halogen as well as the sulphonic group being eliminated. For this reason also, compounds such as *o*- and *p*-chloronitrobenzene may be converted into the corresponding nitrophenols (p. 392), even by boiling them with concentrated potash, the presence of the nitro-group facilitating the displacement of the halogen atom; *m*-chloronitrobenzene, on the other hand, is not acted on under these conditions. Sometimes also the process is not one of direct substitution only—that is to say, the hydroxyl-groups in the product are not united with the same carbon atoms as those with which the displaced atoms or groups were united; the three (*o.m.p.*)

\* Caustic alkalies readily attack platinum and porcelain at high temperatures, but have little action on nickel and none on silver.



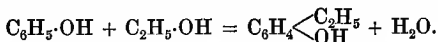
bromobenzenesulphonic acids, for example, all yield one and the same dihydric phenol—namely, the *m*-compound, resorcinol,  $\text{C}_6\text{H}_4(\text{OH})_2$ , because the *o*- and *p*-dihydric compounds, which are first produced from the corresponding bromosulphonic acids, are converted into the more stable *m*-derivative by intramolecular change.

There are several other less important methods by which phenols may be obtained, as, for example, by distilling hydroxy-acids, such as salicylic acid, with lime,



a reaction which is similar to that which occurs in preparing the hydrocarbons from the acids.

Also by heating other phenols with fatty alcohols in presence of zinc chloride, when the alkyl-group displaces hydrogen of the nucleus, just as in the production of toluidine, &c., from aniline (p. 357),



*Properties.*—Most phenols are colourless, crystalline substances, readily soluble in alcohol and ether; their solubility in water usually increases with the number of hydroxyl-groups in the molecules, phenol and cresol, for example, being sparingly soluble, whereas the three dihydric phenols and the trihydric compounds are readily soluble. Conversely, their volatility diminishes, so that although phenol and cresol distil without decomposition, and are readily volatile in steam, the trihydric phenols usually undergo decomposition, and volatilise very slowly in steam. Alcoholic and aqueous solutions of phenols (and of their carboxylic acids) give a violet, blue, or green colouration with ferric salts, the particular colouration depending, in the case of the di- and poly-hydric compounds, on the relative positions of the hydroxyl-groups.

*o*-Dihydroxy-compounds, for example, give with ferric chloride a *green* colouration, which first becomes violet and then bright-red on addition of sodium bicarbonate; *m*-dihydroxy-compounds give a deep *violet* colouration;

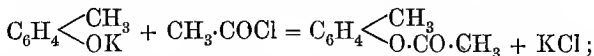
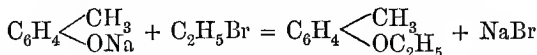
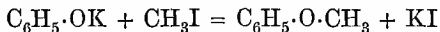
*p*-dihydroxy-compounds give a green colouration, which immediately changes to yellow owing to the formation of a quinone (p. 413).

All phenols give Liebermann's reaction ; when dissolved in concentrated sulphuric acid and treated with a nitroso-compound or a nitrite, they yield coloured solutions, which, after diluting and adding excess of alkali, assume an intense blue or green colour. This reaction, therefore, affords a convenient test for phenols as well as for nitroso-compounds (part i. p. 204).

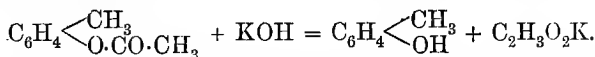
Although phenols resemble the fatty alcohols and the alcohols of the aromatic series in some respects, they have, on the whole, very little in common with these substances. The reason of this is, that the character of the hydroxyl-group (like that of the amido-group, p. 359) is greatly modified by its union with carbon of the benzene nucleus, just as that of the hydroxyl-group in water is altered by combination with acid-forming atoms or radicles such as  $\text{Cl-}$ ,  $\text{NO}_2\text{-}$ , &c., as, for example, in  $\text{HOCl}$  and  $\text{HO}\cdot\text{NO}_2$  ; in other words, the phenolic hydroxyl-group has a much more pronounced acid character than that in alcohols, a fact which shows that the radicles *phenyl*,  $\text{C}_6\text{H}_5\text{-}$ , *phenylene*,  $\text{C}_6\text{H}_4\text{<}$ , &c., are acid-forming radicles.

The acid character of the hydroxyl-group in phenols is shown in their behaviour with caustic alkalies, in which they dissolve freely, forming metallic derivatives or salts, such as *sodium phenate*,  $\text{C}_6\text{H}_5\cdot\text{ONa}$ , *potassium cresate*,  $\text{C}_6\text{H}_4(\text{CH}_3)\cdot\text{OK}$  ; these compounds, unlike the alkali derivatives of the alcohols, are stable in presence of water, but are decomposed by carbon dioxide and by all other acids, with regeneration of the phenols. For this reason phenols are insoluble in alkali carbonates unless they contain other acid-forming groups or atoms, as, for example, in nitrophenol,  $\text{C}_6\text{H}_4(\text{NO}_2)\cdot\text{OH}$ , and picric acid,  $\text{C}_6\text{H}_2(\text{NO}_2)_3\cdot\text{OH}$ , when their acid character is often enhanced to such an extent that they decompose alkali carbonates.

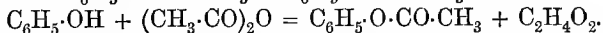
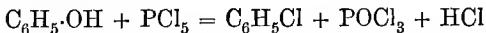
The metallic derivatives of the phenols, like those of the alcohols, interact with alkyl halogen compounds and with acid chlorides, yielding substances analogous to the ethers and ethereal salts respectively,



the former, like the ethers, are not decomposed by boiling alkalies, but the latter readily undergo hydrolysis, just as do the ethereal salts,



Towards pentachloride and pentabromide of phosphorus, and towards acetic anhydride and acetyl chloride, phenols behave in the same way as the alcohols, as shown by the following equations :



Heating with halogen acids, however, does not change the phenols to any appreciable extent, because, being less basic in character than the alcohols, they do not so readily form salts with mineral acids.

The constitution of a phenol being quite different from that of a primary or secondary alcohol, the fact that they do not yield aldehydes or ketones on oxidation was only to be expected; they are, however, somewhat similar in constitution to the *tertiary* alcohols, and like the latter, they often undergo complex changes on oxidation.

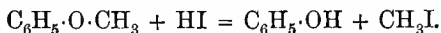
### *Monohydric Phenols.*

**Phenol**, *carbolic acid*, or hydroxybenzene,  $\text{C}_6\text{H}_5\cdot\text{OH}$ , occurs in very small quantities in human urine and also in

that of cows; it may be obtained from benzene, nitrobenzene, aniline, diazobenzene chloride, benzenesulphonic acid, and salicylic acid (p. 437) by the methods already given, but the whole of the phenol of commerce is prepared from coal-tar (compare p. 297), in which it was discovered by Runge in 1834.

Phenol crystallises in colourless, deliquescent prisms, which melt at  $42^{\circ}$  and turn pink on exposure to air and light; it boils at  $183^{\circ}$ , and is volatile in steam. It has a very characteristic smell, is highly poisonous, and has a strong caustic action on the skin, quickly causing blisters. It dissolves freely in most organic liquids, but is only sparingly soluble (1 part in about 15) in cold water; its aqueous solution gives a violet colouration with ferric chloride, and a pale-yellow precipitate of *tribromophenol*,  $C_6H_2Br_3 \cdot OH$ , with bromine water; both these reactions may serve for the detection of phenol. Owing to its poisonous and antiseptic properties, phenol is extensively used as a disinfectant; it is also employed in large quantities for the manufacture of picric acid. *Potassium phenate*,  $C_6H_5 \cdot OK$ , is obtained when phenol is dissolved in potash and the solution evaporated; it is a crystalline substance, readily soluble in water, and is decomposed by carbon dioxide with separation of phenol.

*Phenyl methyl ether*, or *anisole*,  $C_6H_5 \cdot O \cdot CH_3$ , may be prepared by heating potassium phenate with methyl iodide; it is a colourless liquid, boiling at  $155^{\circ}$ , and is similar to the ethers of the fatty series in chemical properties, although it also shows the usual behaviour of aromatic compounds, and readily yields nitro-derivatives, &c. When warmed with concentrated hydriodic acid, it yields phenol and methyl iodide,



*Phenyl ethyl ether*, or *phenetole*,  $C_6H_5 \cdot O \cdot C_2H_5$ , can be obtained in a similar manner; it boils at  $172^{\circ}$ .

**Nitrophenols**,  $C_6H_4(NO_2) \cdot OH$ , are formed very readily on treating phenol even with dilute nitric acid, the presence of

the hydroxyl-group not only facilitating the introduction of the nitro-group, but also determining the position taken up by the latter. When phenol is gradually added to nitric acid of sp. gr. 1.11 (6 parts), the mixture being kept cold and frequently shaken, it is converted into a mixture of *o*- and *p*-nitrophenol, which separates as a dark-brown oil or resinous mass; this product is allowed to settle, washed with water by decantation, and then submitted to distillation in steam, whereupon the *ortho*-nitrophenol passes over as a yellow oil, which crystallises on cooling; the oily residue in the flask is mixed with a little more water, the mixture heated to boiling, and the hot solution filtered from tarry matter, the *para*-nitrophenol which separates on cooling being purified by recrystallisation from boiling water with addition of animal charcoal.\* *Meta*-nitrophenol is prepared by reducing meta-dinitrobenzene to meta-nitraniline (p. 363), and treating a solution of the latter in excess of dilute sulphuric acid with nitrous acid; the solution of the diazo-salt is then slowly heated to boiling, and the meta-nitrophenol thus produced purified by recrystallisation from water.

The melting-points of the three compounds are :

Ortho-nitrophenol,	Meta-nitrophenol,	Para-nitrophenol,
45°.	96°.	114°.

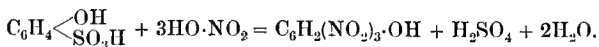
The *o*- and the *m*-compounds are yellow, but the *p*-derivative is colourless; only the *o*-compound is volatile in steam. The three compounds are all sparingly soluble in cold water, but dissolve freely in alkalies and also in alkali carbonates, forming

\* Animal charcoal is prepared by strongly heating blood or bones out of contact with air; it is frequently used in the purification of organic compounds, as it has the property of absorbing coloured impurities from solutions. For this purpose the dark-coloured, impure substance is dissolved in water, ether, alcohol, benzene, or some other solvent, a small quantity of animal charcoal added, and the mixture heated for some time with reflux condenser (part i. p. 186); on subsequently filtering, a colourless or a much lighter coloured solution is usually obtained. Before use, the charcoal should be repeatedly extracted with boiling hydrochloric acid, washed well, dried, and heated strongly in a porcelain crucible closed with a lid.

dark-yellow or red salts which are not decomposed by carbon dioxide; they have, therefore, a more marked acid character than phenol itself, the presence of the nitro-group having an effect comparable to that of the nitro-group in nitric acid,  $\text{HO}\cdot\text{NO}_2$ .

**Picric acid**, or trinitrophenol,  $\text{C}_6\text{H}_2(\text{NO}_2)_3\cdot\text{OH}$ , is formed when substances such as wool, silk, leather, and resins are heated with concentrated nitric acid, very complex reactions taking place; it may be obtained by heating phenol, or the *o*- and *p*-nitrophenols, with nitric acid, but the product is not very easily purified from resinous substances which are formed at the same time. For this reason picric acid is best prepared by dissolving phenol (1 part) in an equal weight of concentrated sulphuric acid, and adding this solution to nitric acid of sp. gr. 1.4 (3 parts) in small quantities at a time; after the first energetic action has subsided, the mixture is carefully heated on a water-bath for about two hours. On cooling, the product solidifies to a mass of crystals, which are collected, washed, and recrystallised from hot water.

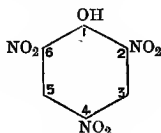
When phenol is dissolved in sulphuric acid, it is converted into a mixture of *o*- and *p*-phenolsulphonic acids,  $\text{C}_6\text{H}_4(\text{OH})\cdot\text{SO}_3\text{H}$  (see below); on subsequent treatment with nitric acid, the sulphonic group, as well as two atoms of hydrogen, are displaced by nitro-groups,



Picric acid is a yellow crystalline compound, melting at  $122.5^\circ$ . It is only very sparingly soluble in cold, but moderately easily in hot, water, and its solutions dye silk and wool (not cotton, p. 502) a beautiful yellow colour; it is, in fact, one of the earliest known artificial organic dyes. It has very marked acid properties, and readily decomposes carbonates. The *potassium* derivative,  $\text{C}_6\text{H}_2(\text{NO}_2)_3\cdot\text{OK}$ , and the *sodium* derivative,  $\text{C}_6\text{H}_2(\text{NO}_2)_3\cdot\text{ONa}$ , are yellow crystalline compounds, the former being sparingly, the latter readily soluble in cold water. These compounds, and also the ammonium

derivative, explode violently on percussion or when heated, and are employed in the preparation of explosives; picric acid itself burns quietly when ignited, but can be caused to explode violently with a detonator.

Picric acid may be produced by oxidising symmetrical trinitrobenzene,  $C_6H_3(NO_2)_3$ , with potassium ferricyanide, the presence of the nitro-groups facilitating the substitution of hydroxyl for hydrogen; as, moreover, it is quite immaterial which of the three hydrogen atoms is displaced, since they all occupy a similar position relatively to the rest of the molecule, the constitution of picric acid must be represented by the formula



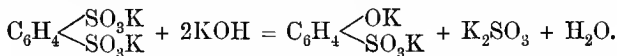
or, for the sake of convenience, the relative positions of the several groups may be indicated in this way  $[OH : NO_2 : NO_2 : NO_2]$ ; it would, of course, be just the same if the groups were numbered  $[NO_2 : OH : NO_2 : NO_2]$  or  $[NO_2 : NO_2 : OH : NO_2]$ , since the relative positions are the same in the three cases, and it is of no consequence at which carbon atom the numbering commences.

Picric acid has the curious property of forming crystalline compounds with benzene, naphthalene, anthracene, and many other hydrocarbons, so that it is sometimes used in detecting and also in purifying small quantities of the substances in question; the compound which it forms with benzene, for example, crystallises in yellow needles, is decomposed by water, and has the composition  $C_6H_2(NO_2)_3 \cdot OH, C_6H_6$ .

*Phenol-o-sulphonic acid*,  $C_6H_4(OH) \cdot SO_3H$ , is formed, together with a comparatively small quantity of the *p*-acid, when a solution of phenol in concentrated sulphuric acid is kept for some time at ordinary temperatures; if, however, the solution be heated at  $100-110^\circ$ , the *o*-acid, which is the primary product, is gradually converted into *phenol-p-sulphonic acid*.

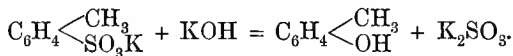
*Phenol-m-sulphonic acid* is prepared by carefully heating

benzene-*m*-disulphonic acid with potash at 170–180°; under these conditions only one of the sulphonic groups is displaced,

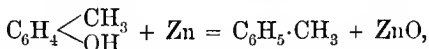


The *o*-acid is interesting on account of the fact that it is converted into the *p*-acid when boiled with water, and also because it is used as an antiseptic under the name *aseptol*.

The three (*o.m.p.*) **cresols** or hydroxytoluenes,  $\text{C}_6\text{H}_4(\text{CH}_3)\cdot\text{OH}$ , the next homologues of phenol, occur in coal-tar, but cannot be conveniently isolated from this source owing to the difficulty of separating them from one another; they are prepared from the corresponding toluidines or amidotoluenes,  $\text{C}_6\text{H}_4(\text{CH}_3)\cdot\text{NH}_2$ , by means of the diazo-reaction, or by fusing the corresponding toluenesulphonic acids with potash,



They resemble phenol in most ordinary properties, as, for example, in being sparingly soluble in water, and in forming potassium and sodium derivatives, which are decomposed by carbon dioxide; they also yield alkyl-derivatives, &c., by the displacement of the hydrogen of the hydroxyl-group. On distillation with zinc-dust they are all converted into toluene,



and they all give a bluish colouration with ferric chloride.

One very curious fact regarding the three cresols is that they are not oxidised by chromic acid, although toluene, as already stated, is slowly converted into benzoic acid; the presence of the hydroxyl-group, therefore, protects the methyl-group from the attack of acid oxidising agents, and this is true also in the case of other phenols of similar constitution. If, however, the hydrogen of the hydroxyl-group be displaced by an alkyl, or by an acid group such as acetyl, then the protection is withdrawn, and the methyl-group is

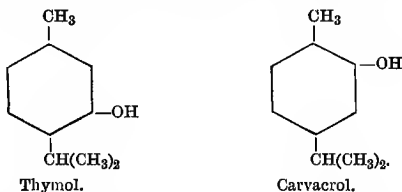


converted into the carboxyl-group in the usual manner; the *methylcresols*,  $C_6H_4(OCH_3) \cdot CH_3$ , for example, are oxidised by chromic acid, yielding the corresponding methoxybenzoic acids,  $C_6H_4(OCH_3) \cdot COOH$ .

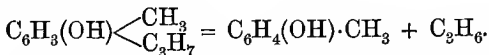
The melting and boiling points of the three cresols are given below :

	Ortho-cresol.	Meta-cresol.	Para-cresol.
M.p.	31°	5°	36°
B.p.	188°	201°	198°

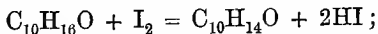
Of the higher monohydric phenols, **thymol** and **carvacrol** may be mentioned; these two compounds are isomeric monohydroxy-derivatives of cymene,  $C_6H_4(CH_3) \cdot C_3H_7$  (p. 339), and their constitutions are respectively represented by the formulæ



*Thymol* occurs in oil of thyme, together with cymene; it crystallises in large plates, melts at 51.5°, and has a characteristic smell like that of thyme. It is only very sparingly soluble in water, and does not give a colouration with ferric chloride; when heated with phosphoric anhydride, it yields propylene and *m*-cresol,



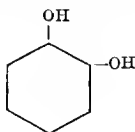
*Carvacrol* occurs in the oil of *Origanum hirtum*, and is easily prepared by heating camphor with iodine,



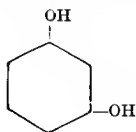
it is an oil boiling at 237°, and its alcoholic solution gives a green colouration with ferric chloride. When heated with phosphoric anhydride, it is decomposed into propylene and *o*-cresol.

*Dihydric Phenols.*

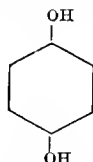
The isomeric dihydric phenols—catechol, resorcinol, and hydroquinone—are well-known compounds of considerable importance, and are respectively represented by the formulæ



Catechol,  
or  
Ortho-dihydroxybenzene.

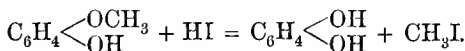


Resorcinol,  
or  
Meta-dihydroxybenzene.



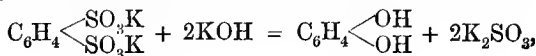
Hydroquinone,  
or  
Para-dihydroxybenzene.

**Catechol**, or pyrocatechin,  $C_6H_4(OH)_2$ , occurs in *catechu*, a substance obtained in India from *Acacia catechu* and other trees, and was first obtained by the dry distillation of this vegetable product; it may be obtained by fusing phenol-*o*-sulphonic acid,  $C_6H_4(OH) \cdot SO_3H$ , with potash, but is most conveniently prepared by heating *guaiacol* or *methylcatechol* (a colourless liquid, boiling at  $200^\circ$ , obtained from the tar of beechwood), with concentrated hydriodic acid,



It is a colourless, crystalline substance, melting at  $104^\circ$ , and is readily soluble in water; its aqueous solution gives, with ferric chloride, a *green* colouration, which, on the addition of sodium bicarbonate, changes first to violet and then to red, a reaction which is common to all *ortho*-dihydric phenols (p. 389). Guaiacol shows a similar behaviour with ferric chloride, but when the hydrogen atoms of both the hydroxyl-groups are displaced, as, for example, in *dimethylcatechol* or *veratrol*,  $C_6H_4(OCH_3)_2$ , there is no colouration.

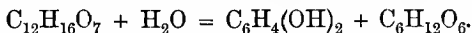
**Resorcinol**,  $C_6H_4(OH)_2$ , is prepared on a large scale by fusing benzene-*m*-disulphonic acid with potash,



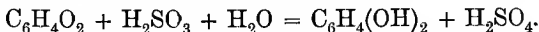
but it is also obtained when the para-disulphonic acid, and many other ortho- and para-derivatives of benzene are treated in the same way, owing to intramolecular change taking place (compare p. 388). It is a crystalline substance, melting at  $110^{\circ}$ , and dissolves freely in water, alcohol, and ether; its aqueous solution gives a dark-violet colouration, with ferric chloride and a crystalline precipitate of *tribromoresorcinol*,  $C_6HBr_3(OH)_2$ , with bromine water. When resorcinol is strongly heated for a few minutes with phthalic anhydride (p. 426), or with the anhydride of some other dicarboxylic acid (succinic anhydride, for example), and the yellowish-red mass then dissolved in dilute soda, a yellowish-brown solution, which shows a beautiful green fluorescence, is obtained; this phenomenon is due to the formation of a *fluorescein* (p. 520). Other *m*-dihydric phenols give this *fluorescein reaction*, which, therefore, affords a convenient and very delicate test for such compounds; the fluorescein reaction may also be employed as a test for anhydrides of *dicarboxylic acids*.

Resorcinol is used in large quantities in preparing fluorescein, eosin, and azo-dyes.

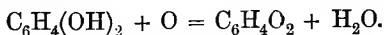
**Hydroquinone**, or quinol,  $C_6H_4(OH)_2$ , is formed, together with glucose, when the glucoside, *arbutin*—a substance which occurs in the leaves of the bear-berry—is boiled with water,



It is usually prepared by reducing quinone (p. 413) with sulphurous acid in aqueous solution, and then extracting with ether,



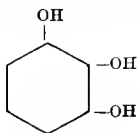
It melts at  $169^{\circ}$ , is readily soluble in water, and when treated with ferric chloride or other mild oxidising agents, it is converted into quinone,



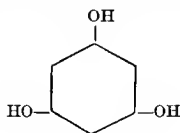
### *Trihydric Phenols.*

The three trihydric phenols,  $C_6H_3(OH)_3$ , which should

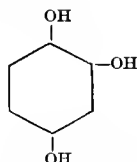
exist in accordance with theory, are all known, and are respectively represented by the following formulæ:



Pyrogallol,  
1:2:3-Trihydroxybenzene.

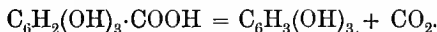


Phloroglucinol,  
1:3:5-Trihydroxybenzene.



Hydroxyhydroquinone,  
1:2:4-Trihydroxybenzene.

**Pyrogallol**,  $C_6H_3(OH)_3$ , sometimes called pyrogallic acid, is prepared by heating gallic acid (p. 439) alone or with glycerol, at about  $210^\circ$ , until the evolution of carbon dioxide ceases,



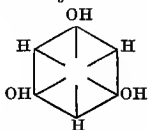
It is a colourless, crystalline substance, melting at  $115^\circ$ , and is readily soluble in water, but more sparingly in alcohol and ether (the effect of hydroxyl-groups); its aqueous solution gives, with ferric chloride, a red, and with ferrous sulphate containing a trace of ferric chloride, a deep, dark-blue colouration. It dissolves freely in alkalis, giving solutions which rapidly absorb oxygen and turn black on exposure to the air, a fact which is made use of in gas analysis for the estimation of oxygen. Pyrogallol has powerful reducing properties, and precipitates gold, silver, and mercury from solutions of their salts, being itself oxidised to oxalic and acetic acids; many other phenols, such as catechol, resorcinol, and hydroquinone, show a similar behaviour, especially in alkaline solution, but the monohydric-compounds are much less readily oxidised, and consequently do not exhibit reducing properties. Pyrogallol and hydroquinone are used in photography as developers.

Like glycerol and other trihydric-compounds, pyrogallol forms mono-, di-, and tri-alkyl-derivatives, such as  $C_6H_3(OH)_2 \cdot OC_2H_5$ ,  $C_6H_3(OH)(OC_2H_5)_2$ , and  $C_6H_3(OC_2H_5)_3$ ; the *dimethyl*-derivative,  $C_6H_3(OCH_3)_2 \cdot OH$ , occurs in beechwood tar.

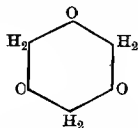
**Phloroglucinol**, or symmetrical trihydroxybenzene,  $C_6H_3(OH)_3$ , is produced when phenol, resorcinol, and many resinous substances, such as gamboge, dragon's-blood, &c., are fused with potash.

It is best prepared by fusing resorcinol (1 part) with soda (6 parts) for about twenty-five minutes, or until the vigorous evolution of hydrogen has ceased; the chocolate-coloured melt is dissolved in water, acidified with sulphuric acid, extracted with ether, the ethereal extract evaporated, and the residue recrystallised from water.

It crystallises in colourless prisms, melts at about  $218^\circ$ , and is very soluble in water; the solution, which has a sweet taste, gives, with ferric chloride, a bluish-violet colouration, and when mixed with potash, it rapidly turns brown in contact with air owing to absorption of oxygen. When digested with acetyl chloride, phloroglucinol yields a *triacetate*,  $C_6H_3(C_2H_3O_2)_3$  melting at  $106^\circ$ , and in many other reactions it shows properties in harmony with the formula



On the other hand, when treated with hydroxylamine, it gives a *trioxime*,  $C_6H_3(N \cdot OH)_3$ , and in this and other respects it behaves as though it were a triketone of the constitution



Possibly, therefore, phloroglucinol is capable of existing in two forms, which are convertible, the one into the other, by intramolecular change (part i. p. 195).

**Hydroxyhydroquinone**, or trihydroxybenzene, (1:2:4), is formed when hydroquinone is fused with potash. It melts at  $140^\circ$ , and is very soluble in water, but its aqueous solution is coloured greenish-brown by ferric chloride, but on the addition of sodium carbonate the colour changes to blue and then to red (p. 389).

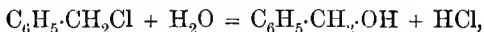
## CHAPTER XXVII.

## AROMATIC ALCOHOLS, ALDEHYDES, KETONES, AND QUINONES.

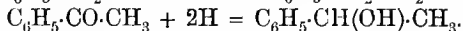
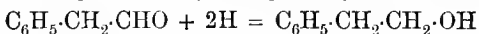
*Alcohols.*

The aromatic alcohols are derived from the hydrocarbons by substituting hydroxy-groups for hydrogen atoms of the *side-chain*; benzyl alcohol,  $\text{C}_6\text{H}_5\cdot\text{CH}_2\cdot\text{OH}$ , for example, is derived from toluene, tolyl alcohol,  $\text{C}_6\text{H}_4(\text{CH}_3)\cdot\text{CH}_2\cdot\text{OH}$ , from xylene, and so on. The compounds of this kind have not been very fully investigated, but from what is known of their properties, it is clear that they are very closely related to the alcohols of the fatty series, although, of course, they show at the same time the general behaviour of aromatic substances.

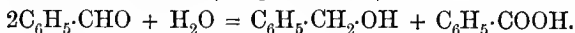
They may be prepared by methods exactly analogous to those employed in the case of the fatty alcohols—namely, by heating the corresponding halogen derivatives with water, weak alkalies, or silver hydroxide,



and by reducing the corresponding aldehydes and ketones,



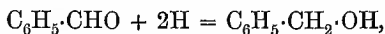
Those compounds which, like benzyl alcohol, contain the carbinol group,  $-\text{CH}_2\cdot\text{OH}$ , directly united with the benzene nucleus, may also be prepared by treating the corresponding aldehydes with potash (compare p. 408),



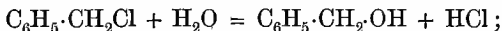
The aromatic alcohols are usually colourless liquids or solids, sparingly soluble in water; their behaviour with alkali metals, phosphorus pentachloride, and acids, is similar to that of the fatty compounds, as will be seen from a consideration of the properties of benzyl alcohol, one of the few well-known aromatic alcohols.

**Benzyl alcohol**, phenylcarbinol, or hydroxytoluene,  $C_6H_5 \cdot CH_2 \cdot OH$ , an isomeride of the three cresols (p. 396), occurs in storax (a resin obtained from the tree *Styrax officinalis*), and also in balsam of Peru and balsam of Tolu, either in the free state or as ethereal salts in combination with cinnamic and benzoic acids.

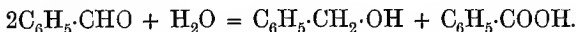
It may be obtained by reducing benzaldehyde (p. 405) with sodium amalgam,



and by boiling benzyl chloride with a solution of sodium carbonate,

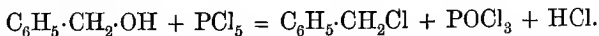


but it is most conveniently prepared by treating benzaldehyde with cold potash,



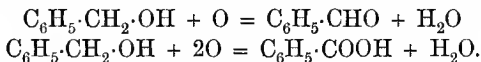
The aldehyde (10 parts) is shaken with a solution of potash (9 parts) in water (10 parts) until the whole forms an emulsion, which is then allowed to stand for twenty-four hours; after adding water to dissolve the potassium benzoate, the solution is extracted with ether, the ethereal extract evaporated, and the benzyl alcohol purified by distillation.

Benzyl alcohol is a colourless liquid, boiling at  $206^\circ$ ; it is only sparingly soluble in water, but miscible with alcohol, ether, &c., in all proportions. It dissolves sodium and potassium with evolution of hydrogen, yielding metallic derivatives which are decomposed by water, and, when treated with phosphorus pentachloride, it is converted into benzyl chloride,



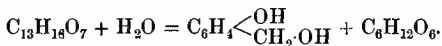
When heated with concentrated acids, or treated with anhydrides or acid chlorides, it gives ethereal salts; with hydrobromic acid, for example, it yields *benzyl bromide*,  $C_6H_5 \cdot CH_2Br$  (b.p.  $199^\circ$ ), and with acetyl chloride or acetic anhydride it gives *benzyl acetate*,  $C_6H_5 \cdot CH_2 \cdot O \cdot CO \cdot CH_3$  (b.p.

206°). On oxidation with dilute nitric acid, it is first converted into benzaldehyde and then into benzoic acid,

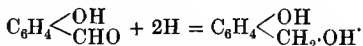


All these changes are strictly analogous to those undergone by the fatty alcohols.

*Saligenin*,  $\text{C}_6\text{H}_4(\text{OH})\cdot\text{CH}_2\cdot\text{OH}$ , also known as *o*-hydroxybenzyl alcohol, or *salicyl alcohol*, is an example of a substance which is both a phenol and an alcohol. It is produced by the action of dilute acids or ferments on *salicin* (a glucoside existing in the bark of the willow-tree), which breaks up into saligenin and dextrose,



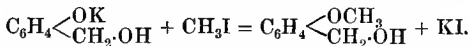
Synthetically, it may be prepared by reducing salicylaldehyde (p. 409) with sodium amalgam,



Saligenin is a crystalline substance which melts at 82°, and is readily soluble in water, the solution acquiring a deep blue colouration on the addition of ferric chloride. Owing to its phenolic nature, it forms alkali salts, which, when heated with alkyl halogen compounds, give the corresponding ethers (the *methyl ether*,  $\text{C}_6\text{H}_4(\text{OCH}_3)\cdot\text{CH}_2\cdot\text{OH}$ , is a colourless oil, boiling at 247°); on the other hand, it shows the properties of an alcohol, and yields salicylaldehyde and salicylic acid on oxidation.

The *m*- and *p*-hydroxybenzyl alcohols may be prepared by the reduction of the *m*- and *p*-hydroxybenzaldehydes (p. 410); they are colourless, crystalline substances, which melt at 67° and 110° respectively.

*Anisyl alcohol*, or *p*-methoxybenzyl alcohol,  $\text{C}_6\text{H}_4(\text{OCH}_3)\cdot\text{CH}_2\cdot\text{OH}$ , is obtained by treating anisaldehyde,  $\text{C}_6\text{H}_4(\text{OCH}_3)\cdot\text{CHO}$  (p. 410), with sodium amalgam or with alcoholic potash. Synthetically, it has been prepared by heating a mixture of *p*-hydroxybenzyl alcohol, potash, and methyl iodide in alcoholic solution at 100°,



It is a crystalline solid, which melts at 25° and boils at 258°; on oxidation, it yields anisaldehyde and anisic acid,  $\text{C}_6\text{H}_4(\text{OCH}_3)\cdot\text{COOH}$ .



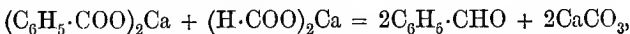
*Aldehydes.*

The relation between the aromatic aldehydes and the aromatic alcohols is the same as that which exists between the corresponding classes of fatty compounds—that is to say, the aldehydes are derived from the primary alcohols by taking away two atoms of hydrogen from the  $-\text{CH}_2\cdot\text{OH}$  group; benzaldehyde,  $\text{C}_6\text{H}_5\cdot\text{CHO}$ , for example, corresponds with benzyl alcohol,  $\text{C}_6\text{H}_5\cdot\text{CH}_2\cdot\text{OH}$ , salicylaldehyde,  $\text{C}_6\text{H}_4(\text{OH})\cdot\text{CHO}$ , with salicyl alcohol,  $\text{C}_6\text{H}_4(\text{OH})\cdot\text{CH}_2\cdot\text{OH}$ , phenylacetaldehyde,  $\text{C}_6\text{H}_5\cdot\text{CH}_2\cdot\text{CHO}$ , with phenylethyl alcohol,  $\text{C}_6\text{H}_5\cdot\text{CH}_2\cdot\text{CH}_2\cdot\text{OH}$ , and so on.

Now those compounds which contain an aldehyde-group directly united with carbon of the nucleus have been much more thoroughly investigated, and are of far greater importance, than those in which the aldehyde-group is combined with a carbon atom of the side-chain, as in phenylacetaldehyde (see above), cinnamic aldehyde,  $\text{C}_6\text{H}_5\cdot\text{CH}:\text{CH}\cdot\text{CHO}$ , &c.; whereas, moreover, the latter resemble the fatty aldehydes very closely in general character, and do not therefore require any detailed description, the former differ from the fatty compounds in several important particulars, as will be seen from the following account of benzaldehyde and salicylaldehyde, two of the best-known aromatic compounds which contain the aldehyde group directly united with the benzene nucleus.

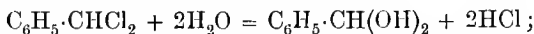
**Benzaldehyde**,  $\text{C}_6\text{H}_5\cdot\text{CHO}$ , sometimes called ‘oil of bitter almonds,’ was formerly obtained from the glucoside (compare foot-note, p. 488), amygdalin, which occurs in bitter almonds, and which, in contact with water, gradually undergoes decomposition into benzaldehyde, hydrocyanic acid, and dextrose (compare part i. p. 279).

Benzaldehyde may be obtained by oxidising benzyl alcohol with nitric acid, and by distilling a mixture of calcium benzoate and calcium formate,

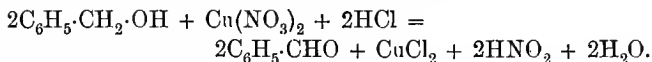


reactions analogous to those employed in the fatty series.

It is prepared both in the laboratory and on the large scale, either by heating benzal chloride (p. 349) with moderately dilute sulphuric acid, or calcium hydroxide, under pressure, or by boiling benzyl chloride with an aqueous solution of lead nitrate or copper nitrate. In the first method, the benzal chloride is probably first converted into the corresponding dihydroxy-derivative of toluene,



but as this compound contains two hydroxyl-groups united with one and the same carbon atom, it is very unstable (part i. p. 259), and subsequently undergoes decomposition into benzaldehyde and water. In the second method, the benzyl chloride is probably transformed into benzyl alcohol, which is then oxidised to the aldehyde by the metallic nitrate, with evolution of oxides of nitrogen and formation of copper or lead chloride, as indicated by the equation

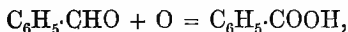


Benzyl chloride (5 parts), water (25 parts), and copper nitrate (4 parts) are placed in a flask connected with a reflux condenser, and the mixture is boiled for six to eight hours, a stream of carbon dioxide being passed into the liquid all the time, in order to expel the oxides of nitrogen, which would otherwise oxidise the benzaldehyde to benzoic acid; the process is at an end when the oil contains only traces of chlorine, which is ascertained by washing a small portion with water, and boiling it with silver nitrate and nitric acid. The benzaldehyde is then extracted with ether, the ethereal extract shaken with a concentrated solution of sodium bisulphite, and the crystals of the bisulphite compound,  $\text{C}_6\text{H}_5\cdot\text{CHO}$ ,  $\text{NaHSO}_3$ , separated by filtration and washed with ether; the benzaldehyde is then regenerated by decomposing the crystals with dilute sulphuric acid, extracted with ether, and distilled.

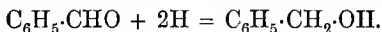
Benzaldehyde is a colourless, highly refractive liquid of sp. gr. 1.05 at  $15^\circ$ ; it boils at  $179^\circ$ , and is volatile in steam. It has a pleasant smell like that of bitter almonds, and is only sparingly soluble in water, but miscible with alcohol, ether, &c., in all proportions. It is extensively used for flavouring

purposes, and is employed on the large scale in the manufacture of various dyes.

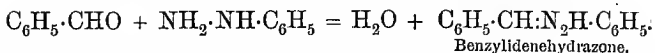
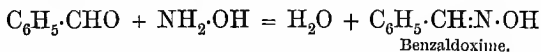
Benzaldehyde, and aromatic aldehydes in general, *resemble* the fatty aldehydes in the following respects: They readily undergo oxidation on exposure to the air, yielding the corresponding acids,



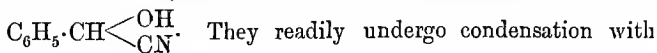
and consequently they reduce ammoniacal solutions of silver hydroxide. On reduction, they are converted into the corresponding alcohols,



When treated with phosphorus pentachloride, they give dihalogen derivatives such as benzal chloride,  $\text{C}_6\text{H}_5\cdot\text{CHCl}_2$ , two atoms of chlorine being substituted for one atom of oxygen. They interact with hydroxylamine, yielding aldoximes, and with phenylhydrazine, giving hydrazones,



They combine directly with sodium bisulphite, forming crystalline compounds, and with hydrocyanic acid they yield hydroxycyanides such as *benzylidenehydroxycyanide*,\*

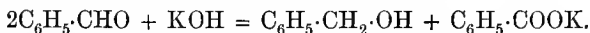


many other fatty and aromatic compounds; when, for example, a mixture of benzaldehyde and acetone is treated with a few drops of soda at ordinary temperatures, condensation occurs, and *benzylideneacetone*,  $\text{C}_6\text{H}_5\cdot\text{CH:CH}\cdot\text{CO}\cdot\text{CH}_3$  (m.p.  $42^\circ$ ), is formed.

Benzaldehyde, and other aromatic aldehydes which contain the  $-\text{CHO}$  group directly united with the benzene nucleus, *differ* from the fatty aldehydes in the following respects:

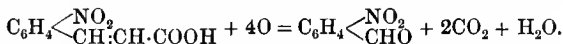
\* The name *benzylidene* is given to the group of atoms,  $\text{C}_6\text{H}_5\cdot\text{CH}=\text{}$ , which is analogous to ethylidene,  $\text{CH}_3\cdot\text{CH}=\text{}$  (part i. p. 139).

They do not reduce Fehling's solution, and they do not undergo polymerisation; they do not form additive compounds with ammonia, but yield complex products such as *hydrobenzamide*,  $(C_6H_5 \cdot CH)_3N_2$ , which is obtained by treating benzaldehyde with ammonia. When shaken with concentrated potash (or soda), they yield a mixture of the corresponding alcohol and acid (compare p. 403),



*Nitrobenzaldehydes*,  $C_6H_4(NO_2) \cdot CHO$ .—When treated with a mixture of nitric and sulphuric acids, benzaldehyde yields *m*-nitrobenzaldehyde (m.p.  $58^\circ$ ) as principal product, small quantities of *o*-nitrobenzaldehyde (m.p.  $46^\circ$ ) being formed at the same time.

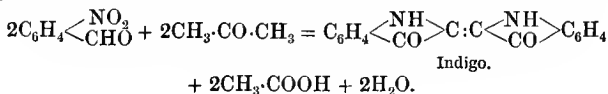
*p*-Nitrobenzaldehyde (m.p.  $107^\circ$ ), and also the *o*-compound, are most conveniently prepared by the oxidation of the corresponding nitrocinnamic acids (p. 432) with potassium permanganate,



During the operation the mixture is shaken with benzene in order to extract the aldehyde as fast as it is formed, and thus remove it from the further action of the oxidising agent. The benzene solution is then evaporated, and the aldehyde purified by recrystallisation.

The nitrobenzaldehydes are colourless, crystalline substances, which show much the same behaviour as benzaldehyde itself; when reduced with ferrous sulphate and ammonia they are converted into the corresponding *amidobenzaldehydes*,  $C_6H_4(NH_2) \cdot CHO$ .

*o*-Nitrobenzaldehyde is a particularly interesting substance, as, when its solution in acetone is mixed with a few drops of dilute soda, a precipitate of *indigo* gradually forms (Baeyer). This important synthesis of this vegetable dye may be represented by the equation

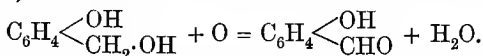


### *Hydroxy-aldehydes.*

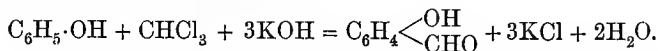
The hydroxy-derivatives of the aldehydes, such as the hydroxybenzaldehydes,  $C_6H_4(OH) \cdot CHO$ , which contain the

hydroxyl-group united with the nucleus, combine the properties of phenols and aldehydes.

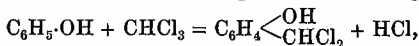
They may be obtained by the oxidation of the corresponding hydroxy-alcohols; saligenin (p. 404), or *o*-hydroxybenzyl alcohol, for example, yields salicylaldehyde or *o*-hydroxybenzaldehyde,



As, however, such alcohols are not easily obtained, and indeed in many cases have only been produced by the reduction of the hydroxy-aldehydes, the latter are usually prepared by heating the phenols with chloroform in alkaline solution (Reimer's reaction),



The actual changes which occur in carrying out Reimer's reaction are not clearly understood; but it may be assumed that, in the first place, the phenol interacts with the chloroform in the presence of the alkali, yielding an intermediate product containing halogen,



which by the further action of the alkali is converted into a hydroxybenzaldehyde, just as benzalchloride,  $\text{C}_6\text{H}_5\cdot\text{CHCl}_2$ , is transformed into benzaldehyde (compare p. 406),



As a rule, the primary product is the *o*-hydroxyaldehyde, small quantities of the corresponding *p*-compound being produced at the same time.

**Salicylaldehyde**,  $\text{C}_6\text{H}_4(\text{OH})\cdot\text{CHO}$  (*o*-hydroxybenzaldehyde), may be obtained by oxidising saligenin with chromic acid (see above), but it is usually prepared from phenol by Reimer's reaction.

Phenol (20 grams) is dissolved in soda (60 grams) and water (120 grams), the solution heated to 60° in a flask provided with a reflux condenser, and chloroform (30 grams) added in small quantities at a time from a dropping funnel. After slowly heating to boiling, the unchanged chloroform is distilled off, the alkaline liquid acidified,

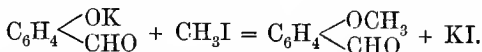
fied and distilled in steam, when a mixture of phenol and salicylaldehyde passes over. (The residue in the flask contains *p*-hydroxybenzaldehyde, which may be extracted from the filtered liquid with ether, and purified by recrystallisation.) The oily mixture is extracted from the distillate with ether, and the extract shaken with dilute sodium bisulphite, which dissolves the aldehyde in the form of its bisulphite compound. The aqueous liquid is then separated, acidified, and the regenerated salicylaldehyde extracted with ether and purified by distillation.

Salicylaldehyde is a colourless oil which boils at  $196^{\circ}$ , and possesses a penetrating, aromatic odour; it is moderately soluble in water, its solution giving a deep violet colouration on the addition of ferric chloride. When reduced with sodium amalgam, it yields saligenin,  $C_6H_4(OH) \cdot CH_2 \cdot OH$  (p. 404), whereas oxidising agents convert it into salicylic acid,  $C_6H_4(OH) \cdot COOH$ .

*p*-Hydroxybenzaldehyde is crystalline, and melts at  $116^{\circ}$ ; it dissolves readily in hot water, and gives, with ferric chloride, a violet colouration.

*m*-Hydroxybenzaldehyde is obtained from *m*-nitrobenzaldehyde by conversion into *m*-amidobenzaldehyde, and subsequent displacement of the amido-group by hydroxyl, by means of the diazo-reaction (p. 372). It crystallises from water in colourless needles, and melts at  $104^{\circ}$ .

**Anisaldehyde**,  $C_6H_4(OCH_3) \cdot CHO$  (*p*-methoxybenzaldehyde), is prepared from oil of aniseed. This ethereal oil contains *anethole*,  $C_6H_4(OCH_3) \cdot CH:CH \cdot CH_3$ , a crystalline substance which melts at  $21^{\circ}$  and distils at  $232^{\circ}$ , and which on oxidation with potassium bichromate and sulphuric acid is converted into anisaldehyde, the propenyl group  $-CH:CH \cdot CH_3$  being oxidised to the aldehyde group. Synthetically, it may be prepared by digesting *p*-hydroxybenzaldehyde with alcoholic potash and methyl iodide,



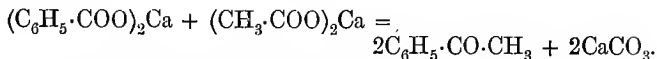
Anisaldehyde is a colourless oil which boils at  $248^{\circ}$ , and possesses a penetrating, aromatic odour; on reduction with sodium amalgam, it yields anisyl alcohol,  $C_6H_4(OCH_3) \cdot CH_2 \cdot OH$

(p. 404) ; oxidising agents convert it into anisic acid,  $C_6H_4(OCH_3) \cdot COOH$  (p. 439).

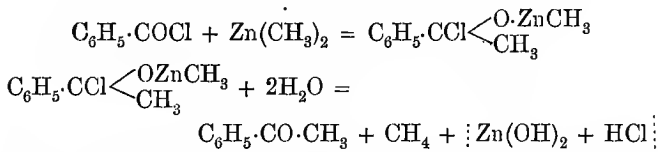
### *Ketones.*

The ketones of the aromatic, like those of the fatty series, have the general formula  $R - CO - R'$ , where  $R$  and  $R'$  represent different or identical radicles, one of which must, of course, be aromatic.

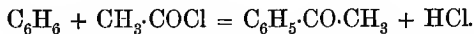
**Acetophenone**, phenylmethyl ketone, or acetylbenzene,  $C_6H_5 \cdot CO \cdot CH_3$ , may be described as a typical aromatic ketone. It is formed on distilling a mixture of calcium benzoate and calcium acetate, a reaction which is exactly analogous to that which is made use of in obtaining mixed ketones of the fatty series,



It may also be obtained by treating benzoyl chloride (p. 420) with zinc methyl, just as diethyl ketone may be produced from propionyl chloride and zinc ethyl (part i. p. 136),

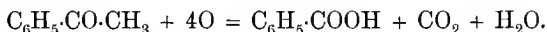


It is, however, most conveniently prepared by treating benzene with acetyl chloride in presence of aluminium chloride,



This method is of general use, as by employing other acid chlorides and other hydrocarbons, many other ketones may be prepared ; it is comparable to Friedel and Craft's method of preparing hydrocarbons (p. 329).

Acetophenone is a crystalline substance, melting at  $20.5^{\circ}$ , and boiling at  $202^{\circ}$ ; it is used as a hypnotic in medicine, under the name of *hypnone*. Its chemical behaviour is so similar to that of the fatty ketones, that most of its reactions, or at any rate those which are determined by the carbonyl-group, might be foretold from a consideration of those of acetone; on reduction with sodium amalgam, acetophenone is converted into phenylmethyl carbinol,  $C_6H_5 \cdot CH(OH) \cdot CH_3$ , just as acetone is transformed into isopropyl alcohol; like acetone, and other fatty ketones, it interacts readily with hydroxylamine and with phenylhydrazine, giving the *oxime*,  $C_6H_5 \cdot C(NO_H) \cdot CH_3$ , and the *hydrazone*,  $C_6H_5 \cdot C(N_2HC_6H_5) \cdot CH_3$ , respectively. On oxidation, it is resolved into benzoic acid and carbon dioxide, just as acetone is oxidised to acetic acid and carbon dioxide,



Acetophenone shows also the general behaviour of aromatic compounds, inasmuch as it may be converted into nitro-, amido-, and halogen-derivatives by displacement of hydrogen of the nucleus.

The homologues of acetophenone, such as *propiophenone*,  $C_6H_5 \cdot CO \cdot C_2H_5$ , *butyrophenone*,  $C_6H_5 \cdot CO \cdot C_3H_7$ , &c., are of little importance, but benzophenone, an aromatic ketone of a different series, may be briefly described.

**Benzophenone**, diphenyl ketone, or benzoylbenzene,  $C_6H_5 \cdot CO \cdot C_6H_5$ , may be obtained by distilling calcium benzoate, and by treating benzene with benzoyl chloride in presence of aluminium chloride; it is most conveniently prepared by adding aluminium chloride to a solution of carbonyl chloride in benzene,



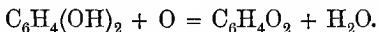
It is a crystalline substance, melting at  $48-49^{\circ}$ , and is very similar to acetophenone in most respects; when distilled over



zinc-dust, it is converted into *diphenylmethane*,  $C_6H_5 \cdot CH_2 \cdot C_6H_5$  (p. 340).

### *Quinones.*

When an aqueous solution of hydroquinone is oxidised with excess of ferric chloride, a dark-brown solution is obtained which has a very penetrating odour, and from which, on standing, yellowish-brown crystals are deposited,

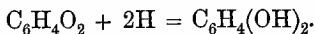


The substance formed in this way is named *quinone*, or benzoquinone, and is the simplest member of a very interesting class of compounds.

**Quinone**, or benzoquinone,  $C_6H_4O_2$ , is usually prepared by oxidising aniline with potassium bichromate and sulphuric acid.

Aniline (1 part) is dissolved in water (25 parts) and sulphuric acid (8 parts), and finely-powdered potassium bichromate (3.5 parts) gradually added, the whole being well cooled during the operation; the product, which is very dark coloured, owing to the presence of aniline black, is extracted with ether, the ether evaporated, and the crude quinone purified by recrystallisation from light petroleum or by sublimation.

Quinone crystallises in golden-yellow prisms, melts at  $116^\circ$ , sublimes very readily, and is volatile in steam; it has a peculiar, irritating, and very characteristic smell, and is only sparingly soluble in water, but dissolves freely in alcohol and ether. It is readily reduced by sulphurous acid, zinc and hydrochloric acid, &c., being converted into hydroquinone,

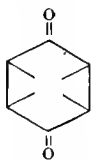


In some respects quinone behaves as if it contained two carbonyl-groups, each having properties similar to those of the carbonyl-groups in compounds such as acetone, acetophenone, &c.; when treated with hydroxylamine

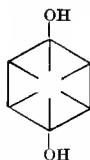
hydrochloride, for example, quinone yields a *monoxime*,  $C_6H_4 \begin{smallmatrix} O \\ \parallel \\ N.OH \end{smallmatrix}$  (identical with nitrosophenol, p. 367), and also a *dioxime*,  $C_6H_4 \begin{smallmatrix} N.OH \\ \parallel \\ N.OH \end{smallmatrix}$ . The two carbonyl-groups, moreover, are in the *para*-position to one another, as is shown by the fact that, when quinone-dioxime is reduced with tin and hydrochloric acid, it yields *p*-phenylenediamine.

In other respects, however, quinone undergoes changes which are quite different from those observed in the case of ordinary ketones; on reduction, for instance, each  $>CO$  group is transformed into  $>C.OH$ , and not into  $>CH.OH$ , as might have been expected from analogy; again, on treatment with phosphorus pentachloride, each oxygen atom is displaced by one atom of chlorine, *p*-dichlorobenzene,  $C_6H_4 \begin{smallmatrix} Cl \\ \diagdown \\ Cl \end{smallmatrix}$  being formed, and not a tetrachloro-derivative,  $C_6H_4 \begin{smallmatrix} Cl_2 \\ \diagdown \\ Cl_2 \end{smallmatrix}$ , as might have been expected.

This curious behaviour, and the close connection between quinone and hydroquinone, is well explained by assuming that quinone has the constitution represented by the formula I., and that when it is reduced to hydroquinone (formula II.), the two  $\begin{smallmatrix} CO \\ \diagup \end{smallmatrix}$  groups are converted into two  $\begin{smallmatrix} C.OH \\ \diagup \end{smallmatrix}$  groups,



I. Quinone.

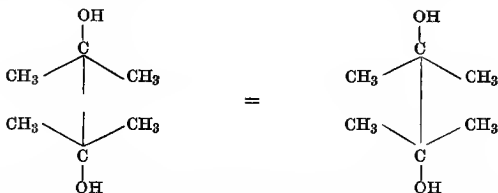


II. Hydroquinone.

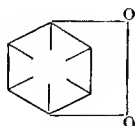
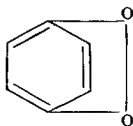
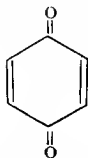
Such a change would indeed be similar to the formation of pinacone from acetone, as in the latter case the acetone

$CH_3 \begin{smallmatrix} CO \\ \diagup \end{smallmatrix} CH_3$  is probably first reduced to  $CH_3 \begin{smallmatrix} OH \\ | \\ C \\ \diagup \end{smallmatrix} CH_3$ , two mole-

cules of which immediately combine to form pinacone (compare part i. p. 138):

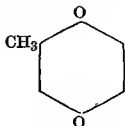


Three other constitutional formulæ may be put forward, as possibly representing the constitution of quinone—namely:



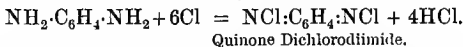
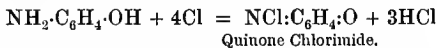
The first of these is practically identical with that given above, but the second and third are different and not so probable, because, although they explain in a simple way many of the reactions of quinone, they do not so readily account for the formation of a dioxime.

Benzoquinone and many other para-quinones (that is to say, quinones in which the two carbonyl-groups are in the para-position to one another\*) may be produced by the oxidation, with chromic acid or ferric chloride, of many hydroxy- and amido-compounds, which contain the substituting groups in the para-position; quinone, for example, is formed on oxidising *p*-amidophenol,  $\text{C}_6\text{H}_4(\text{OH})\cdot\text{NH}_2$ , and *p*-phenylenediamine,  $\text{C}_6\text{H}_4(\text{NH}_2)_2$ , whereas *o*-toluidine, *p*-toluylenediamine,  $\text{C}_6\text{H}_4(\text{NH}_2)_2\cdot\text{CH}_3$ ,  $[\text{NH}_2:\text{NH}_2:\text{CH}_3 = 1:4:6]$ , &c., yield *toluquinone*,



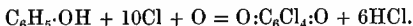
\* Other quinones, of a somewhat different class to benzoquinone, are described later (pp. 456, 470).

When, however, bleaching-powder is used as the oxidising agent, *quinone chlorimides* and *quinone dichlorodiimides* are formed in the place of quinone,



The quinone chlorimides and dichlorodiimides resemble quinone in many respects; they are crystalline, readily volatile in steam, and are respectively converted into *p*-amidophenol and *p*-phenylenediamine or their derivatives on reduction.

*Chloranil*, or tetrachloroquinone,  $\text{O} \cdot \text{C}_6\text{Cl}_4 \cdot \text{O}$ , is produced when chlorine acts on quinone, but it is usually prepared by treating phenol with hydrochloric acid and potassium chlorate, oxidation and chlorination taking place simultaneously,



It crystallises in yellow plates, sublimes without melting, and is sparingly soluble in alcohol, and insoluble in water.

It is readily reduced to tetrachlorohydroquinone,  $\text{OH} \cdot \text{C}_6\text{Cl}_4 \cdot \text{OH}$ , and is therefore a powerful oxidising agent, for which reason it is much employed in colour chemistry, when the use of inorganic oxidising agents is undesirable.

## CHAPTER XXVIII.

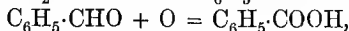
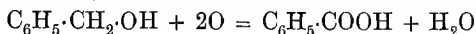
### CARBOXYLIC ACIDS.

The carboxylic acids of the aromatic series are derived from the aromatic hydrocarbons, just as those of the fatty series are derived from the paraffins—namely, by the substitution of one or more carboxyl-groups for a corresponding number of hydrogen atoms. In this, as in other cases, however, one of two classes of compounds may be obtained according as substitution takes place in the nucleus or in the side-chain; benzene yields, of course, only acids of the first class, such as benzoic acid,  $\text{C}_6\text{H}_5 \cdot \text{COOH}$ , the three (*o.m.p.*) phthalic acids,  $\text{C}_6\text{H}_4(\text{COOH})_2$ , the three tricarboxylic acids,  $\text{C}_6\text{H}_3(\text{COOH})_3$ , &c., but toluene and all the higher homologues may give

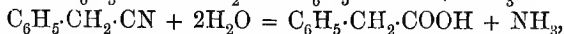
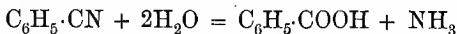
rise to derivatives of both kinds—as, for example, the three toluic acids,  $\text{C}_6\text{H}_4(\text{CH}_3)\cdot\text{COOH}$ , and phenylacetic acid,  $\text{C}_6\text{H}_5\cdot\text{CH}_2\cdot\text{COOH}$ .

Although there are no very important differences in the properties of these two classes of acids, it is more convenient to describe them separately, taking first those compounds in which the carboxyl-groups are directly united with carbon of the nucleus.

*Preparation.*—Such acids may be obtained by oxidising the alcohols or aldehydes,

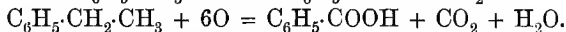
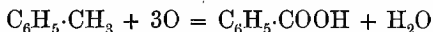


and by hydrolysing the nitriles (p. 421) with alkalis or mineral acids,

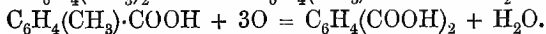


reactions which are exactly similar to those employed in the case of the fatty acids (part i. p. 165).

Perhaps, however, the most important method, and one which has no counterpart in the fatty series, consists in oxidising the homologues of benzene with dilute nitric acid or chromic acid,



In this way only those acids which contain the *carboxyl-group united with the nucleus* can be obtained, because the side-chain is always oxidised to  $-\text{COOH}$ , no matter how many  $-\text{CH}_2-$  groups it may contain; in other words, all homologues of benzene which contain only one side-chain yield benzoic acid, whereas those containing two give one of the phthalic acids. In the latter case, however, one of the side-chains is oxidised before the other is attacked, so that by stopping the process at the right time, an alkyl-derivative of benzoic acid is obtained,



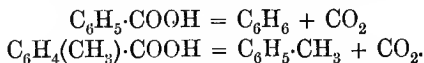
Oxidation is frequently carried out by boiling the hydrocarbon (1 vol.) with nitric acid (1 vol.) diluted with water (2-4 vols.) until brown fumes are no longer formed. The mixture is then made slightly alkaline with soda, and any unchanged hydrocarbon and traces of nitro-hydrocarbon separated with a funnel or extracted with ether; the alkaline solution is then acidified and the acid separated by filtration or extracted with ether, and purified by recrystallisation.

Most hydrocarbons are only very slowly attacked by dilute nitric or chromic acid; in such cases it is advantageous to first substitute chlorine or some other group for hydrogen of the side-chain, as in this way oxidation is facilitated. Benzyl chloride,  $\text{C}_6\text{H}_5\cdot\text{CH}_2\text{Cl}$ , for example, is much more readily oxidised than toluene, whereas benzyl acetate,  $\text{C}_6\text{H}_5\cdot\text{CH}_2\cdot\text{OC}_2\text{H}_5$  (p. 349), and benzyl ethyl ether,  $\text{C}_6\text{H}_5\cdot\text{CH}_2\cdot\text{O}\cdot\text{C}_2\text{H}_5$ , are even more readily attacked.

*Properties.*—The aromatic acids are crystalline, and distil without decomposition; they are sparingly soluble in cold water, but much more readily in hot water, alcohol, and ether. As regards all those properties which are determined by the carboxyl-group, the aromatic acids are closely analogous to the fatty compounds, and give corresponding derivatives, as the following examples show :

Benzoic acid, $\text{C}_6\text{H}_5\cdot\text{COOH}$	Benzoyl chloride, $\text{C}_6\text{H}_5\cdot\text{COCl}$ .
Sodium benzoate, $\text{C}_6\text{H}_5\cdot\text{COONa}$	Benzamide, $\text{C}_6\text{H}_5\cdot\text{CO}\cdot\text{NH}_2$ .
Ethyl benzoate, $\text{C}_6\text{H}_5\cdot\text{COOC}_2\text{H}_5$	Benzoic anhydride, $(\text{C}_6\text{H}_5\cdot\text{CO})_2\text{O}$ .

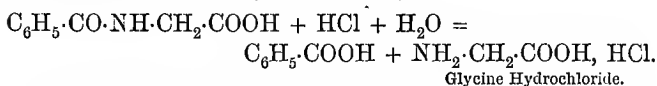
When distilled with lime, they are decomposed with loss of carbon dioxide and formation of the corresponding hydrocarbons, just as acetic acid under similar circumstances yields marsh-gas,



**Benzoic acid**,  $\text{C}_6\text{H}_5\cdot\text{COOH}$ , occurs in the free state in many resins, especially in gum benzoïn and Peru balsam; also in the urine of cows and horses, as hippuric acid or benzoyl-glycine,  $\text{C}_6\text{H}_5\cdot\text{CO}\cdot\text{NH}\cdot\text{CH}_2\cdot\text{COOH}$ , to the extent of about two per cent.

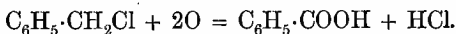
It is generally prepared either by the sublimation of gum

benzoïn in iron pots, the crude sublimate being purified by recrystallisation from water, or by treating hippuric acid with hydrochloric acid (part i. p. 292),



The urine of horses, cows, or other herbivorous animals is evaporated to one-third of its volume, filtered, and acidified with hydrochloric acid; the crystals of hippuric acid which are deposited on standing, are collected and boiled for a short time with four parts of concentrated hydrochloric acid, the benzoic acid which separates on cooling being purified by recrystallisation; the mother-liquors contain glycine hydrochloride.

Benzoic acid is manufactured by oxidising benzyl chloride (p. 348) with 60 per cent. nitric acid,



It may also be prepared by oxidising toluene, or by any other of the general methods.

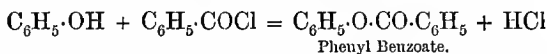
Benzoic acid separates from water in glistening crystals, melts at  $120^\circ$ , and boils at  $250^\circ$ , but it sublimes very readily even at  $100^\circ$ , and is volatile in steam; it dissolves in 400 parts of water at  $15^\circ$ , but is readily soluble in hot water, alcohol, and ether. Its vapour has a characteristic odour, and an irritating action on the throat, causing violent coughing. Most of the metallic salts of benzoic acid are soluble in water and crystallise well; *calcium benzoate*,  $(\text{C}_6\text{H}_5\cdot\text{COO})_2\text{Ca} + 3\text{H}_2\text{O}$ , for example, prepared by neutralising benzoic acid with milk of lime, crystallises in needles, and is very soluble in water.

The ethereal salts are prepared in precisely the same way as those of the fatty acids (part i. p. 187); *ethyl benzoate*, for example,  $\text{C}_6\text{H}_5\cdot\text{COOC}_2\text{H}_5$ , is obtained by saturating an alcoholic solution of benzoic acid with hydrogen chloride, and after some time pouring the solution into water, the precipitated oil being purified by fractional distillation. It boils at  $211^\circ$ , has a pleasant aromatic odour, and is readily hydrolysed by boiling alcoholic potash.

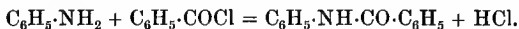
**Benzoyl chloride**,  $\text{C}_6\text{H}_5\cdot\text{COCl}$ , is obtained by treating benzoic acid with phosphorus pentachloride. It is a colourless oil, possessing a very irritating odour, and boils at  $200^\circ$ ; it is gradually decomposed by water, yielding benzoic acid and hydrochloric acid.

**Benzoic anhydride**,  $(\text{C}_6\text{H}_5\cdot\text{CO})_2\text{O}$ , is produced when benzoyl chloride is treated with sodium benzoate, just as acetic anhydride is formed by the interaction of acetyl chloride and sodium acetate (part i. p. 160); it is a crystalline substance, melting at  $42^\circ$ , and closely resembles acetic anhydride in ordinary chemical properties.

Benzoyl chloride and benzoic anhydride may be used for the detection of hydroxy-compounds, as they interact with all such substances (although not so readily as the corresponding derivatives of acetic acid, part i. p. 159), yielding benzoyl-derivatives, the monovalent *benzoyl*-group,  $\text{C}_6\text{H}_5\cdot\text{CO}-$ , taking the place of the hydrogen of the hydroxyl-group,



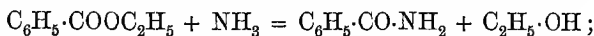
Benzoyl-derivatives may be prepared by heating the hydroxy-compound with benzoyl chloride or with benzoic anhydride. A more convenient method, however, and one which gives a purer product, is that of Baumann and Schotten: it consists in adding benzoyl chloride and 10 per cent. potash alternately, in small quantities at a time, to the hydroxy-compound, which is either dissolved or suspended in water, the mixture being well shaken and kept cool during the operation. Potash alone is then added until the disagreeable smell of benzoyl chloride is no longer noticed, and the product finally separated by filtration or by extraction with ether. This method is also used in preparing benzoyl-derivatives of amido-compounds; aniline, for example, yields benzoyl-aniline,



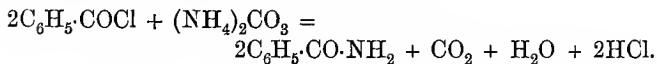
In the above method the alkali serves to neutralise the hydrochloric acid as fast as it is formed, the interaction taking place much more readily in the neutral or slightly alkaline solution.



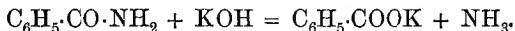
**Benzamide**,  $\text{C}_6\text{H}_5\cdot\text{CO}\cdot\text{NH}_2$ , may be taken as an example of an aromatic amide; it may be obtained by reactions similar to those employed in the case of acetamide (part i. p 162), as, for example, by treating ethyl benzoate with ammonia,



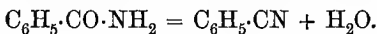
but it is most conveniently prepared by triturating benzoyl chloride with dry ammonium carbonate in a mortar, and purifying the product by recrystallisation from water,



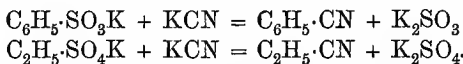
It is a colourless, crystalline substance, melts at  $130^\circ$ , and is sparingly soluble in cold, but readily soluble in hot, water; like other amides, it is decomposed by boiling alkalies, yielding ammonia and an alkali salt,



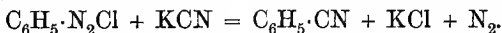
**Benzonitrile**, or phenyl cyanide,  $\text{C}_6\text{H}_5\cdot\text{CN}$ , may be obtained by treating benzamide with dehydrating agents, a method similar to that employed in the preparation of fatty nitriles,



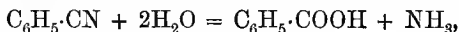
Although it cannot be prepared by treating chloro- or bromobenzene with potassium cyanide (the halogen atom being so firmly held that no interaction occurs), it may be obtained by fusing benzenesulphonic acid with potassium cyanide (or with potassium ferrocyanide, which yields the cyanide), just as fatty nitriles may be prepared by heating the alkylsulphuric acids with potassium cyanide,



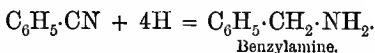
It is, however, most conveniently prepared from aniline by Sandmeyer's reaction—namely, by treating a solution of diazobenzene chloride with potassium cyanide and copper sulphate (p. 372),



Benzonitrile is a colourless oil, boiling at  $191^{\circ}$ , and smells like nitrobenzene. It undergoes changes exactly similar to those which are characteristic of fatty nitriles, being converted into the corresponding acid on hydrolysis with alkalis or mineral acids,



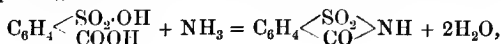
and into a primary amine on reduction,



Other aromatic nitriles, such as the three tolunitriles,  $\text{C}_6\text{H}_4(\text{CH}_3)\cdot\text{CN}$ , are known, also compounds such as phenyl-acetonitrile (benzyl cyanide, p. 429),  $\text{C}_6\text{H}_5\cdot\text{CH}_2\cdot\text{CN}$ , which contain the cyanogen group in the side-chain.

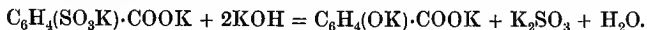
*Substitution Products of Benzoic Acid.*—Benzoic acid is attacked by halogens (although not so readily as the hydrocarbons), the product consisting of the *meta*-derivative (p. 351); when, for example, benzoic acid is heated with bromine and water at  $125^{\circ}$ , *m*-bromobenzoic acid,  $\text{C}_6\text{H}_4\text{Br}\cdot\text{COOH}$  (m.p.  $155^{\circ}$ ), is formed. The *o*- and *p*-bromobenzoic acids are obtained by oxidising the corresponding bromotoluenes with nitric acid; the former melts at  $148^{\circ}$ , the latter at  $251^{\circ}$ . Nitric acid, in the presence of sulphuric acid, acts readily on benzoic acid, *m*-nitrobenzoic acid,  $\text{C}_6\text{H}_4(\text{NO}_2)\cdot\text{COOH}$  (m.p.  $142^{\circ}$ ), being the principal product; *o*-nitrobenzoic acid (m.p.  $147^{\circ}$ ) and *p*-nitrobenzoic acid (m.p.  $240^{\circ}$ ) are obtained by the oxidation of *o*- and *p*-nitrotoluene respectively (p. 355); when these acids are reduced with tin and hydrochloric acid, they yield the corresponding amidobenzoic acids,  $\text{C}_6\text{H}_4(\text{NH}_2)\cdot\text{COOH}$ , which, like glycine (part i. p. 292), form salts both with acids and bases.

When heated with sulphuric acid, benzoic acid is converted into *m*-sulphobenzoic acid,  $\text{C}_6\text{H}_4(\text{SO}_3\text{H})\cdot\text{COOH}$ , small quantities of the *p*-acid also being produced. The *o*-acid is obtained by oxidising toluene-*o*-sulphonic acid; when treated with ammonia it yields an imide (p. 426),



which is remarkable for possessing an exceedingly sweet taste, and which comes into the market under the name of *saccharin*.

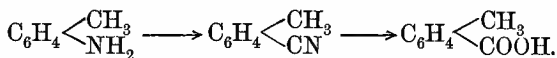
The sulphobenzoic acids are very soluble in water; when fused with potash they yield hydroxy-acids (p. 433), just as benzenesulphonic acid gives phenol,



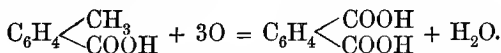
The three (*o.m.p.*) **toluic acids**,  $\text{C}_6\text{H}_4(\text{CH}_3)\cdot\text{COOH}$ , may be produced by oxidising the corresponding xylenes with dilute nitric acid,



but the *o*- and *p*-acids are best prepared by converting the corresponding toluidines into the nitriles by Sandmeyer's reaction (p. 372), and then hydrolysing with acids or alkalies,



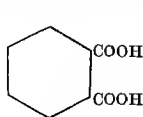
As *m*-toluidine cannot easily be obtained, and as *m*-xylene is only very slowly oxidised by dilute nitric acid, in order to prepare *m*-toluic acid, *m*-xylyl bromide,  $\text{C}_6\text{H}_4(\text{CH}_3)\cdot\text{CH}_2\text{Br}$  (b.p.  $215^\circ$ ), is first prepared by adding bromine (1 mol.) to boiling *m*-xylene (1 mol.); this product is then heated with sodium ethoxide, in alcoholic solution, to convert it into *m*-xylyl ethyl ether,  $\text{C}_6\text{H}_4(\text{CH}_3)\cdot\text{CH}_2\cdot\text{O}\cdot\text{C}_2\text{H}_5$  (b.p.  $204^\circ$ ), a substance which is readily oxidised by potassium bichromate and sulphuric acid (p. 418), yielding *m*-toluic acid. The three *o*-, *m*-, *p*-toluic acids melt at  $103^\circ$ ,  $110^\circ$ , and  $180^\circ$  respectively, and resemble benzoic acid very closely, but since they contain a methyl-group, they have also properties which are not shown by benzoic acid; on oxidation, for example, they are converted into the corresponding phthalic acids, just as toluene is transformed into benzoic acid,



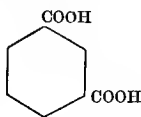
### *Dibasic Acids.*

The most important dicarboxylic acids are the three

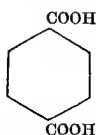
(*o.m.p.*) phthalic acids, or benzenedicarboxylic acids, which are represented by the formulæ,



Phthalic Acid.

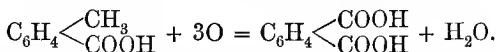
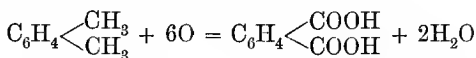


Isophthalic Acid.



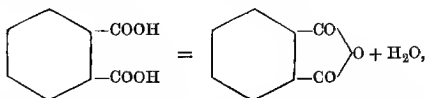
Terephthalic Acid.

These compounds may be prepared by the oxidation of the corresponding dimethylbenzenes with dilute nitric acid, or more conveniently by treating the toluic acids with potassium permanganate in alkaline solution,



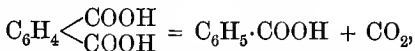
They are colourless, crystalline substances, and have all the ordinary properties of carboxylic acids. They yield neutral and acid metallic salts, ethereal salts, acid chlorides, amides, &c., which are similarly constituted to, and formed by the same reactions as, those of other dicarboxylic acids (part i. pp. 234–238).

Phthalic acid, like succinic acid (part i. pp. 234–236), yields an anhydride when strongly heated,

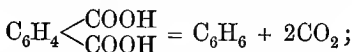


but it is very important to notice that no anhydride of isophthalic acid or of terephthalic acid can be produced; it may, in fact, be accepted as a general rule that anhydride formation takes place only when the two carboxyl-groups in the benzene nucleus are in the *o*-position, never when they occupy the *m*- or *p*-position.

When cautiously heated with lime (1 mol.) the phthalic acids yield benzoic acid,



but if excess of lime be employed, and the distillation conducted at a high temperature, both carboxyl-groups are displaced by hydrogen, and benzene is formed,



this behaviour clearly shows that these acids are all dicarboxy-derivatives of benzene.

When a trace of phthalic acid is heated with resorcinol and a drop of sulphuric acid, fluoresceïn (p. 520) is produced, and the reddish-brown product, when dissolved in dilute soda and poured into a quantity of water, yields a magnificently fluorescent solution. This reaction is shown by all the *o*-dicarboxylic acids of the benzene series, but not by the *m*- and *p*-dicarboxylic acids.

**Phthalic acid**,  $\text{C}_6\text{H}_4(\text{COOH})_2$  (benzene-*o*-dicarboxylic acid), may be obtained by oxidising *o*-xylene or *o*-toluic acid, but it is usually manufactured by the oxidation of naphthalene (p. 442) with chromic acid; for laboratory purposes naphthalene tetrachloride,  $\text{C}_{10}\text{H}_8\text{Cl}_4$  (p. 450), is oxidised with nitric acid.

Concentrated nitric acid (sp. gr. 1.45, 10 parts) is gradually added to naphthalene tetrachloride (1 part), and the mixture heated until a clear solution is produced. This is then evaporated to dryness, and the residue distilled, the phthalic anhydride (see below), which passes over, being reconverted into phthalic acid by dissolving it in dilute soda; the acid is then precipitated by adding a mineral acid, and the crystalline precipitate purified by recrystallisation from water.

Phthalic acid crystallises in colourless prisms, and melts at  $184^\circ$ , with formation of the anhydride, so that, if the melted substance be allowed to solidify, and the melting-point again

determined, it will be found to be about  $128^{\circ}$ , the melting-point of phthalic anhydride.

Phthalic acid is readily soluble in hot water, alcohol, and ether, and gives with metallic hydroxides well-characterised salts; the *barium* salt,  $\text{C}_6\text{H}_4\langle\text{COO}\rangle\text{Ba}$ , obtained as a white precipitate by adding barium chloride to a neutral solution of the ammonium salt, is very sparingly soluble in water.

*Ethyl phthalate*,  $\text{C}_6\text{H}_4(\text{COOC}_2\text{H}_5)_2$ , is readily prepared by saturating an alcoholic solution of phthalic acid (or its anhydride) with hydrogen chloride. It is a colourless liquid, boiling at  $295^{\circ}$ .

*Phthalyl chloride*,  $\text{C}_6\text{H}_4(\text{COCl})_2$ , is prepared by heating phthalic anhydride (1 mol.) with phosphorus pentachloride (1 mol.). It is a colourless oil, which boils at  $275^{\circ}$ , and is slowly decomposed by water, with regeneration of phthalic acid. In many of its reactions it behaves as if it had the constitution represented by the formula  $\text{C}_6\text{H}_4\langle\text{CCl}_2\rangle\text{O}$  (compare succinyl chloride, part i. p. 237).

**Phthalic anhydride**,  $\text{C}_6\text{H}_4\langle\text{CO}\rangle\text{O}$ , is formed when phthalic acid is distilled. It sublimes readily in long needles, melts at  $128^{\circ}$ , boils at  $284^{\circ}$ , and is only very gradually decomposed by water, but dissolves readily in alkalis, yielding salts of phthalic acid. When heated in a stream of ammonia it is converted into *phthalimide*,  $\text{C}_6\text{H}_4\langle\text{CO}\rangle\text{NH}$ , a substance which melts at  $229^{\circ}$ , and yields a potassium derivative,  $\text{C}_6\text{H}_4\langle\text{CO}\rangle\text{NK}$ , on treatment with alcoholic potash. There is thus a great similarity between phthalimide and succinimide (part i. p. 237).

**Isophthalic acid**,  $\text{C}_6\text{H}_4(\text{COOH})_2$  (benzene-*m*-dicarboxylic acid), is produced by oxidising *m*-xylene or *m*-xylyl diethyl ether,  $\text{C}_6\text{H}_4(\text{CH}_2\text{OC}_2\text{H}_5)_2$  (compare p. 418), with nitric acid or chromic acid; or from *m*-toluic acid (p. 423) by oxidation with potassium permanganate in alkaline solution.

It crystallises in needles, melts above  $300^{\circ}$ , and when strongly heated, sublimes unchanged; it is very sparingly soluble in water. *Methyl isophthalate*,  $C_6H_4(COOCH_3)_2$ , melts at  $65^{\circ}$ .

**Terephthalic acid**,  $C_6H_4(COOH)_2$  (benzene-*p*-dicarboxylic acid), is formed by the oxidation of *p*-xylene, *p*-toluic acid, and of all di-alkyl substitution-derivatives of benzene, which, like cymene,  $CH_3 \cdot C_6H_4 \cdot CH(CH_3)_2$ , contain the alkyl-groups in the *p*-position. It is best prepared by oxidising *p*-toluic acid (p. 423) in alkaline solution with potassium permanganate.

Terephthalic acid is almost insoluble in water, and, when heated, sublimes without melting; the *methyl* salt,  $C_6H_4(COOCH_3)_2$ , melts at  $140^{\circ}$ .

Acids, such as isophthalic acid and terephthalic acid, which have no definite melting-point, or which melt above  $300^{\circ}$ , are best identified by conversion into their methyl salts, which generally crystallise well, and melt at a comparatively low temperature.

For this purpose a centigram of the acid is warmed in a test tube with about three times its weight of phosphorus pentachloride, and the clear solution, which now contains the chloride of the acid, poured into excess of methyl alcohol. As soon as the vigorous reaction has subsided, the liquid is diluted with water, the crude methyl salt collected, recrystallised, and its melting-point determined.

### *Phenylacetic Acid, Phenylpropionic Acid, and their Derivatives.*

Many cases have already been met with in which aromatic compounds have been found to have certain properties similar to those of members of the fatty series, and it has been pointed out that this is due to the presence in the former of groups of atoms (side-chains) which may be considered as fatty radicles; benzyl chloride, for example, has some properties in common with methyl chloride, benzyl alcohol with methyl alcohol, benzylamine with methylamine, and so on, simply because similar groups or radicles in a similar state of combination confer, as a rule, similar properties on the compounds

in which they occur. Inasmuch, however, as nearly all fatty compounds may theoretically be converted into aromatic compounds of the same type by the substitution of a phenyl group for hydrogen, it follows that any series of fatty compounds may have its counterpart in the aromatic group. This is well illustrated in the case of the carboxylic acids, because, corresponding with the fatty acids, there is a series of aromatic acids which may be regarded as derived from them in the manner just mentioned :

Formic acid,  $\text{H}\cdot\text{COOH}$ ,

Benzoic acid,  $\text{C}_6\text{H}_5\cdot\text{COOH}$  (phenylformic acid).

Acetic acid,  $\text{CH}_3\cdot\text{COOH}$ ,

Phenylacetic acid,  $\text{C}_6\text{H}_5\cdot\text{CH}_2\cdot\text{COOH}$ .

Propionic acid,  $\text{CH}_3\cdot\text{CH}_2\cdot\text{COOH}$ ,

Phenylpropionic acid,  $\text{C}_6\text{H}_5\cdot\text{CH}_2\cdot\text{CH}_2\cdot\text{COOH}$ .

Butyric acid,  $\text{CH}_3\cdot\text{CH}_2\cdot\text{CH}_2\cdot\text{COOH}$ ,

Phenylbutyric acid,  $\text{C}_6\text{H}_5\cdot\text{CH}_2\cdot\text{CH}_2\cdot\text{CH}_2\cdot\text{COOH}$ .

With the exception of benzoic acid all the above aromatic acids are derived from the aromatic hydrocarbons by the substitution of carboxyl for hydrogen of the *side-chain*. They have not only the characteristic properties of aromatic compounds in general, but also those of fatty acids, and, like the latter, they may be converted into unsaturated compounds by loss of two or more atoms of hydrogen, giving rise to new series, as the following example will show :

Propionic acid,  $\text{CH}_3\cdot\text{CH}_2\cdot\text{COOH}$ ,

Phenylpropionic acid,  $\text{C}_6\text{H}_5\cdot\text{CH}_2\cdot\text{CH}_2\cdot\text{COOH}$ .

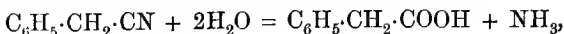
Acrylic acid,  $\text{CH}_2\cdot\text{CH}\cdot\text{COOH}$ ,

Phenylacrylic acid,  $\text{C}_6\text{H}_5\cdot\text{CH}\cdot\text{CH}\cdot\text{COOH}$ .

Propiolic acid,  $\text{CH}\text{:C}\cdot\text{COOH}$ ,

Phenylpropiolic acid,  $\text{C}_6\text{H}_5\cdot\text{C}\text{:C}\cdot\text{COOH}$ .

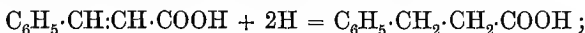
*Preparation.*—Aromatic acids, containing the carboxyl-group in the side-chain, may be prepared by *carefully* oxidising the corresponding alcohols and aldehydes, and by hydrolysing the nitriles with alkalies or mineral acids,





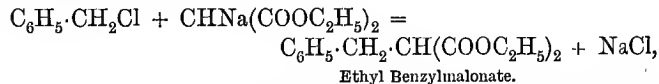
but these methods are limited in application, owing to the difficulty of obtaining the requisite substances.

The most important general methods are: (a) By the reduction of the corresponding unsaturated acids, compounds which are prepared without much difficulty (p. 430),

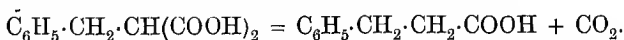


and (b) by treating the sodium compound of ethyl malonate or of ethyl acetoacetate with the halogen derivatives of the aromatic hydrocarbons. As, in the latter case, the procedure is exactly similar to that employed in preparing fatty acids (part i. pp. 189, 194, and 198), one example only need be given—namely, the synthesis of phenylpropionic acid.

The sodium compound of ethyl malonate is heated with benzyl chloride, and the ethyl benzylmalonate which is thus produced,



is hydrolysed with alcoholic potash. The benzylmalonic acid is then isolated, and heated at  $200^\circ$ , when it is converted into phenylpropionic acid, with loss of carbon dioxide,

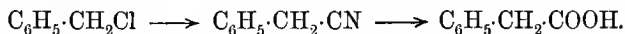


It should be remembered that only those halogen derivatives in which the halogen is in the *side-chain* can be employed in such syntheses, because when the halogen is united with the nucleus, as in monochlorotoluene,  $\text{C}_6\text{H}_4\text{Cl}\cdot\text{CH}_3$ , for example, no action takes place (compare p. 346).

The properties of two of the most typical acids of this class are described below.

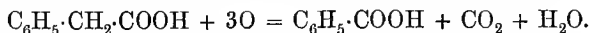
**Phenylacetic acid**, or  $\alpha$ -toluic acid,  $\text{C}_6\text{H}_5\cdot\text{CH}_2\cdot\text{COOH}$ , is prepared by boiling a solution of benzyl chloride (1 mol.) and potassium cyanide (1 mol.) in dilute alcohol for about three hours; the benzyl cyanide which is thus formed is purified

by fractional distillation, and the fraction 220–235° (benzyl cyanide boils at 232°) is hydrolysed by boiling with dilute sulphuric acid, the product being purified by recrystallisation from water,



Phenylacetic acid melts at 76.5°, boils at 262°, and crystallises from boiling water in glistening plates; it has an agreeable, characteristic smell, and forms salts and derivatives just as do benzoic and acetic acids.

When oxidised with chromic acid it yields benzoic acid, a change very different to that undergone by the isomeric toluic acids (p. 423),



**Phenylpropionic acid**,  $\text{C}_6\text{H}_5\cdot\text{CH}_2\cdot\text{CH}_2\cdot\text{COOH}$  (hydrocinnamic acid), is most conveniently prepared by reducing cinnamic acid (see below) with sodium amalgam,

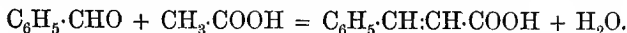


Synthetically, it may be obtained from the product of the action of benzyl chloride on the sodium compound of ethyl malonate (p. 429). It crystallises from water in needles, melts at 47°, and distils at 280° without decomposition.

**Cinnamic acid**, or phenylacrylic acid,  $\text{C}_6\text{H}_5\cdot\text{CH}:\text{CH}\cdot\text{COOH}$ , is closely related to phenylpropionic acid, and is one of the best-known *unsaturated* acids of the aromatic series. It occurs in large quantities in storax (*Styrax officinalis*), and may be easily obtained from this resin by warming it with soda; the filtered aqueous solution of sodium cinnamate is then acidified with hydrochloric acid, and the precipitated cinnamic acid purified by recrystallisation from boiling water.

Cinnamic acid is usually prepared synthetically by heating benzaldehyde with acetic anhydride and anhydrous

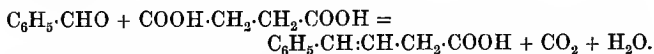
sodium acetate, a process of condensation which is most simply expressed by the equation,



A mixture of benzaldehyde (3 parts), acetic anhydride (10 parts), and anhydrous sodium acetate (3 parts) is heated to boiling in a flask placed in an oil-bath. After about eight hours the mixture is poured into water, and distilled in steam to separate the unchanged benzaldehyde; the residue is then treated with caustic soda, the hot alkaline solution filtered from oily and tarry impurities, and acidified with hydrochloric acid, the precipitated cinnamic acid being purified by recrystallisation from boiling water.

This method (Perkin's reaction) is a general one for the preparation of unsaturated aromatic acids, as by employing the anhydrides and sodium salts of other fatty acids, homologues of cinnamic acid are obtained. When, for example, benzaldehyde is treated with sodium propionate and propionic anhydride, *phenylmethyacrylic acid* ( $\alpha$ -methylcinnamic acid),  $\text{C}_6\text{H}_5\cdot\text{CH}:\text{C}(\text{CH}_3)\cdot\text{COOH}$ , is formed; *phenylisocrotonic acid*,  $\text{C}_6\text{H}_5\cdot\text{CH}:\text{CH}\cdot\text{CH}_2\cdot\text{COOH}$ , is not obtained by this reaction, because condensation always takes place between the aldehyde oxygen atom and the hydrogen atoms of that  $-\text{CH}_2-$  group, which is directly united with the carboxyl-radicle.

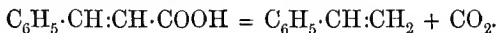
*Phenylisocrotonic acid* may, however, be prepared by heating benzaldehyde with a mixture of sodium succinate and succinic anhydride,



It is a colourless, crystalline substance, which melts at  $86^\circ$ , and boils at  $302^\circ$ ; at its boiling-point it is gradually converted into  $\alpha$ -naphthol and water (p. 453).

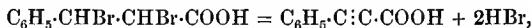
Cinnamic acid crystallises from water in needles, and melts at  $133^\circ$ . Its chemical behaviour is in many respects similar to that of acrylic acid and other unsaturated fatty acids; it combines directly with bromine, for example, yielding *phenyl  $\alpha\beta$ -dibromopropionic acid*,  $\text{C}_6\text{H}_5\cdot\text{CHBr}\cdot\text{CHBr}\cdot\text{COOH}$ , and with hydrobromic acid, giving *phenyl- $\beta$ -bromopropionic acid*,  $\text{C}_6\text{H}_5\cdot\text{CHBr}\cdot\text{CH}_2\cdot\text{COOH}$ ; on reduction with sodium amalgam it is converted into phenylpropionic acid (p. 430), just as acrylic acid is transformed into propionic acid.

When distilled with lime, cinnamic acid is decomposed into carbon dioxide, and *phenylethylene* or *styrolene*,\* just as benzoic acid yields benzene,

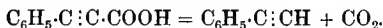


Concentrated nitric acid converts cinnamic acid into a mixture of about equal quantities of *o*- and *p*-nitrocinnamic acids,  $\text{C}_6\text{H}_4(\text{NO}_2)\cdot\text{CH}:\text{CH}\cdot\text{COOH}$ , which may be separated by conversion into their ethyl salts,  $\text{C}_6\text{H}_4(\text{NO}_2)\cdot\text{CH}:\text{CH}\cdot\text{COOC}_2\text{H}_5$  (by means of alcohol and hydrogen chloride), and recrystallising these from alcohol, the sparingly soluble ethyl salt of the *p*-acid being readily separated from the readily soluble ethyl *o*-nitrocinnamate. From the pure ethyl salts the acids are then regenerated by hydrolysing with dilute sulphuric acid. They resemble cinnamic acid closely in properties, and combine directly with bromine, yielding the corresponding nitrophenyldibromopropionic acids,  $\text{C}_6\text{H}_4(\text{NO}_2)\cdot\text{CHBr}\cdot\text{CHBr}\cdot\text{COOH}$ .

*Phenylpropionic acid*,  $\text{C}_6\text{H}_5\cdot\text{C}:\text{C}\cdot\text{COOH}$ , is obtained by treating phenyldibromopropionic acid, or, better, its ethyl salt, with alcoholic potash,



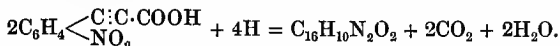
a method which is exactly similar to that employed in preparing acetylene by the action of alcoholic potash on ethylene dibromide. It melts at 137°, and at higher temperatures, or when heated with water at 120°, it decomposes into carbon dioxide and *phenylacetylene*, a colourless liquid, which boils at 140°, and is closely related to acetylene in chemical properties,



*o*-Nitrophenylpropionic acid,  $\text{C}_6\text{H}_4(\text{NO}_2)\cdot\text{C}:\text{C}\cdot\text{COOH}$ , may be similarly prepared from *o*-nitrophenyldibromopropionic acid; it is a substance of great interest, as when treated with reducing agents,

\* *Styrolene*,  $\text{C}_6\text{H}_5\cdot\text{CH}:\text{CH}_2$ , may be taken as a typical example of an aromatic hydrocarbon containing an unsaturated side-chain. It is a colourless liquid which boils at 145°, and in chemical properties shows the closest resemblance to ethylene, of which it is the phenyl substitution product. With bromine, for example, it yields a dibromadditive product,  $\text{C}_6\text{H}_5\cdot\text{CHBr}\cdot\text{CH}_2\text{Br}$  (dibromethylbenzene), and when heated with hydriodic acid, it is reduced to ethylbenzene,  $\text{C}_6\text{H}_5\cdot\text{CH}_2\cdot\text{CH}_3$ .

such as hydrogen sulphide, or grape-sugar and potash, it is converted into indigo blue (Baeyer),



This method of preparation, however, is not of technical value, owing to the high price of phenylpropionic acid.

## CHAPTER XXIX.

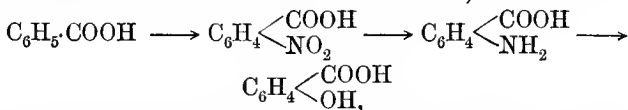
### HYDROXYCARBOXYLIC ACIDS.

The hydroxy-acids of the aromatic series are derived from benzoic acid and its homologues, by the substitution of hydroxyl-groups for hydrogen atoms, just as glycollic acid, for example, is derived from acetic acid (part i. p. 225); like the simple hydroxy-derivatives of the hydrocarbons, they may be divided into two classes, according as the hydroxyl-group is united with carbon of the nucleus or of the side-chain. In the first case the hydroxyl-group has the same character as in phenols, and consequently hydroxy-acids, of this class, as, for example, the three (*o.m.p.*) hydroxybenzoic acids,  $\text{C}_6\text{H}_4(\text{OH})\cdot\text{COOH}$ , are both phenols and carboxylic acids; in the second case, however, the hydroxyl-group has the same character as in alcohols, so that the compounds of this class, such as mandelic acid,  $\text{C}_6\text{H}_5\cdot\text{CH}(\text{OH})\cdot\text{COOH}$ , have properties closely resembling those of the fatty hydroxy-acids; in other words, the differences between the two classes of aromatic hydroxy-acids are practically the same as those between phenols and alcohols.

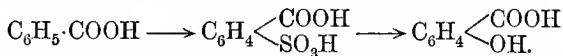
As those acids, which contain the hydroxyl-group united with carbon of the nucleus, form by far the more important class, the following statements refer to them only, except where stated to the contrary.

*Preparation.*—The hydroxy-acids may be prepared from the simple carboxylic acids, by reactions exactly similar to those employed in the preparation of phenols from hydro-

carbons; that is to say, the acids are converted into nitro-compounds, then into amido-compounds, and the latter are treated with nitrous acid in the usual manner,



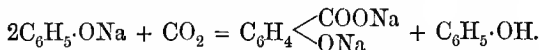
or, the acids are heated with sulphuric acid, and the sulphonic acids obtained in this way are fused with potash,



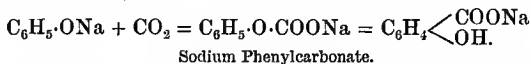
It must be borne in mind, however, that as the carboxyl-group of the acid determines the position taken up by the nitro- and sulphonic-groups (p. 352), only the *meta*-hydroxy-compounds are conveniently prepared in this way directly from the carboxylic acids.

The *ortho*-hydroxy-acids, and in some cases the meta- and para-compounds, are most conveniently prepared from the phenols by one of the following methods:

The dry sodium compound of the phenol is heated at about 200° in a stream of carbon dioxide,

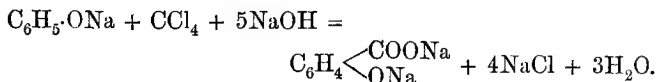


Under these conditions half the phenol distils over and is recovered; but if the sodium compound be first saturated with carbon dioxide under pressure, it is converted into an aromatic derivative of carbonic acid, which, when heated at about 130° under pressure, is completely transformed into a salt of the hydroxy-acid by molecular change,



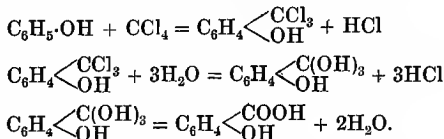
Many dihydric and trihydric phenols may be converted into the corresponding hydroxy-acids, simply by heating them with ammonium carbonate or potassium bicarbonate; when resorcinol, for example, is treated in this way, it yields a mixture of isomeric *resorcylic acids*,  $\text{C}_6\text{H}_3(\text{OH})_2\cdot\text{COOH}$ .

The second general method of preparing hydroxy-acids from phenols consists in boiling a strongly alkaline solution of the phenol with carbon tetrachloride; the principal product is the *ortho*-acid, but varying proportions of the *para*-acid are also formed,

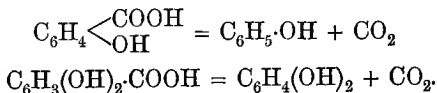


After the substances have been heated together for some hours, the unchanged carbon tetrachloride is distilled off, the residue acidified, and the solution extracted with ether; the crude acid, obtained on evaporating the ethereal solution, is then separated from unchanged phenol by dissolving it in sodium carbonate, reprecipitated with a mineral acid, and purified by recrystallisation.

The above method is clearly analogous to Reimer's reaction (p. 409), and the changes which occur during the process may be assumed to be indicated by the following equations, in which water is represented instead of soda for the sake of simplicity:



*Properties.*—The hydroxy-acids are colourless, crystalline substances, more readily soluble in water and less volatile than the acids from which they are derived; many of them undergo decomposition on distillation, carbon dioxide being evolved; when heated with lime they are completely decomposed, with formation of phenols,

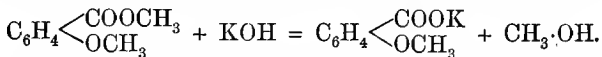


The *o*-acids, as, for example, salicylic acid, give, in neutral solution, a violet colouration with ferric chloride, whereas the *m*- and *p*-hydroxy-acids, such as the *m*- and *p*-hydroxybenzoic acids, give no colouration.

The chemical properties of the hydroxy-acids will be readily understood, when it is remembered that they are both phenols and carboxylic acids. As carboxylic acids they form salts by the displacement of the hydrogen atom of the carboxyl-group, such salts being obtained on treating with *carbonates* or with the calculated quantity of the metallic hydroxide; when, however, excess of *alkali hydroxide* is employed, the hydrogen of the hydroxyl-group is also displaced, just as in phenols. It is clear, therefore, that hydroxy-acids form both mono- and di-metallic salts, salicylic acid, for example, yielding the two sodium salts,  $C_6H_4(OH) \cdot COONa$  and  $C_6H_4(ONa) \cdot COONa$ .

The di-metallic salts are decomposed by carbon dioxide, with formation of mono-metallic salts, just as the phenates are resolved into the phenols; the metal in combination with the carboxyl-group, however, cannot be displaced in this way.

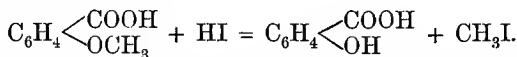
The ethereal salts of the hydroxy-acids are prepared in the usual manner—namely, by saturating a solution of the acid in the alcohol with hydrogen chloride (part i. p. 187); by this treatment the hydrogen of the carboxyl-group only is displaced, normal ethereal salts, such as *methyl salicylate*,  $C_6H_4(OH) \cdot COOCH_3$ , being formed; these compounds have still phenolic properties, and dissolve in caustic alkalies, forming metallic derivatives, such as *methyl potassiosalicylate*,  $C_6H_4(OK) \cdot COOCH_3$ , which, when heated with alkyl halogen compounds, yield alkyl-derivatives, such as *methyl methyl-salicylate*,  $C_6H_4(OCH_3) \cdot COOCH_3$ . On hydrolysing di-alkyl compounds of this kind with alcoholic potash, only the alkyl of the carboxyl-group is removed, methyl methylsalicylate, for example, yielding the potassium salt of *methylsalicylic acid*,



The other alkyl-group is not eliminated even on boiling with alkalies, a behaviour which corresponds with that of the alkyl-group in derivatives of phenols, such as anisole,  $C_6H_5 \cdot OCH_3$  (p. 392); just, however, as anisole is decomposed



into phenol and methyl iodide when heated with hydriodic acid, so methylsalicylic acid under similar conditions yields the hydroxy-acid,



**Salicylic acid**, or *o*-hydroxybenzoic acid,  $\text{C}_6\text{H}_4(\text{OH})\cdot\text{COOH}$ , occurs in the blossom of *Spiraea ulmaria*, and is also found in considerable quantities, as methyl salicylate, in oil of wintergreen (*Gaultheria procumbens*). It used to be prepared, especially for pharmaceutical purposes, by hydrolysing this oil with potash; after boiling off the methyl alcohol (part i. p. 88), the solution is acidified with dilute sulphuric acid, and the precipitated salicylic acid purified by recrystallisation from water.

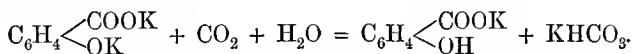
Salicylic acid may be obtained by oxidising salicylaldehyde (p. 409) or salicylic alcohol (saligenin, p. 404) with chromic acid, by treating *o*-amidobenzoic acid (anthranilic acid) with nitrous acid, and also by boiling phenol with soda and carbon tetrachloride.

It is now prepared on the large scale by treating sodium phenate with carbon dioxide under pressure, and then heating the *sodium phenylcarbonate*,  $\text{C}_6\text{H}_5\cdot\text{O}\cdot\text{COONa}$ , which is thus formed, at 120–140° under pressure, when it undergoes intramolecular change into sodium salicylate (p. 434).

Salicylic acid is sparingly soluble in cold (1 in 400 parts at 15°), but readily in hot, water, from which it crystallises in needles, melting at 156°; its neutral solutions give with ferric chloride an intense violet colouration. When rapidly heated it sublimes, and only slight decomposition occurs; but when distilled slowly, a large proportion decomposes into phenol and carbon dioxide, this change being complete if the acid be distilled with lime. All these properties serve for the detection of salicylic acid.

Salicylic acid is a powerful antiseptic, and, as it has no smell, it is frequently used as a disinfectant instead of

phenol; it is also extensively employed in medicine and as a food preservative. The mono-metallic salts of salicylic acid, as, for example, *potassium salicylate*,  $\text{C}_6\text{H}_4(\text{OH})\cdot\text{COOK}$ , and *calcium salicylate*,  $\{\text{C}_6\text{H}_4(\text{OH})\cdot\text{COO}\}_2\text{Ca}$ , are prepared by neutralising a hot aqueous solution of the acid with metallic carbonates; they are, as a rule, soluble in water. The di-metallic salts, such as  $\text{C}_6\text{H}_4(\text{OK})\cdot\text{COOK}$  and  $\text{C}_6\text{H}_4\begin{smallmatrix} \text{O} \\ \diagup \quad \diagdown \\ \text{COO} \end{smallmatrix} \text{Ba}$ , are obtained in a similar manner, employing excess of the metallic hydroxides; with the exception of the salts of the alkali metals, these di-metallic compounds are insoluble; they are all decomposed by carbon dioxide, with formation of the mono-metallic salts,



*Methyl salicylate*,  $\text{C}_6\text{H}_4(\text{OH})\cdot\text{COOCH}_3$ , prepared in the manner described (p. 436), or by distilling a mixture of salicylic acid, methyl alcohol, and sulphuric acid (part i. p. 188), is an agreeably-smelling oil, boiling at  $224^\circ$ ; *ethyl salicylate*,  $\text{C}_6\text{H}_4(\text{OH})\cdot\text{COOC}_2\text{H}_5$ , boils at  $223^\circ$ .

*Methyl methylsalicylate*,  $\text{C}_6\text{H}_4(\text{OCH}_3)\cdot\text{COOCH}_3$ , is formed when methyl salicylate is heated with methyl iodide and alcoholic potash (1 mol.); it is an oil boiling at  $228^\circ$ .

*Methylsalicylic acid*,  $\text{C}_6\text{H}_4(\text{OCH}_3)\cdot\text{COOH}$ , is obtained when its methyl salt is hydrolysed with potash; it is a crystalline substance, melting at  $98.5^\circ$ , and when heated with hydriodic acid it is decomposed, giving salicylic acid and methyl iodide; the other halogen acids have a similar action.

*m-Hydroxybenzoic acid* is prepared by fusing *m*-sulphobenzoic acid with potash, and also by the action of nitrous acid on *m*-amidobenzoic acid (p. 422). It melts at  $200^\circ$ , gives no colouration with ferric chloride, and when distilled with lime it is decomposed into phenol and carbon dioxide.

*p-Hydroxybenzoic acid* is formed, together with salicylic acid, by the action of carbon tetrachloride and soda on phenol; it may also be obtained from *p*-sulphobenzoic acid by fusion with potash, or by the action of nitrous acid on *p*-amidobenzoic acid.

It is prepared by heating potassium phenate in a stream of carbon

dioxide at  $220^{\circ}$  as long as phenol distils over; if, however, the temperature be kept below  $150^{\circ}$ , potassium salicylate is formed; the residue is dissolved in water, the acid precipitated from the filtered solution by adding hydrochloric acid, and purified by recrystallisation from water. *p*-Hydroxybenzoic acid melts at  $210^{\circ}$ , and is completely decomposed on distillation into phenol and carbon dioxide; its aqueous solution gives no colouration with ferric chloride.

**Anisic acid**, *p*-methoxybenzoic acid,  $C_6H_4(OCH_3) \cdot COOH$ , is obtained by oxidising *anethole*,  $C_6H_4(OCH_3) \cdot CH:CH \cdot CH_3$  (the principal constituent of oil of aniseed) with chromic acid, when the group  $-CH:CH \cdot CH_3$  is converted into  $-COOH$  (p. 410); it may also be prepared from *p*-hydroxybenzoic acid by a series of reactions analogous to those employed in the formation of methylsalicylic acid from salicylic acid (see above). Anisic acid melts at  $185^{\circ}$ , and when distilled with lime it is decomposed, with formation of anisole (p. 392); when heated with fuming hydriodic acid, it yields *p*-hydroxybenzoic acid and methyl iodide.

There are six *dihydroxybenzoic acids*,  $C_6H_3(OH)_2 \cdot COOH$ , two of which are derived from catechol, three from resorcinol, and one from hydroquinone; the most important of these is **protocatechuic acid**,  $[OH:OH:COOH = 1:2:4]$ , one of the two isomeric catecholcarboxylic acids. This compound is formed on fusing many resins, such as catechu and gum benzoin, and also certain alkaloids, with potash, and it may be prepared synthetically by heating catechol with water and ammonium carbonate at  $140^{\circ}$ .

It crystallises from water, in which it is very soluble, in needles, melts at  $199^{\circ}$ , and when strongly heated it is decomposed into catechol and carbon dioxide; its aqueous solution gives with ferric chloride a green solution, which becomes violet and then red on the addition of sodium bicarbonate.

**Gallic acid**, or pyrogallolcarboxylic acid,

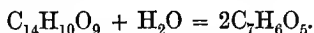


is a trihydroxybenzoic acid; it occurs in gall-nuts, tea, and

many other vegetable products, and is best prepared by boiling *tannin* (see below) with dilute acids. It crystallises in needles, and melts at  $220^{\circ}$ , being at the same time resolved into pyrogallol (p. 400) and carbon dioxide; it is readily soluble in water, and its aqueous solution gives with ferric chloride a bluish-black precipitate. Gallic acid is a strong reducing agent, and precipitates gold, silver, and platinum from solutions of their salts.

**Tannin**, digallic acid, or tannic acid,  $C_{14}H_{10}O_9$ , occurs in large quantities in gall-nuts, and in all kinds of bark, from which it may be extracted with boiling water. It is an almost colourless, amorphous substance, and is readily soluble in water; its solution possesses a very astringent taste, and gives with ferric chloride an intense dark-blue solution, for which reason tannin is largely used in the manufacture of inks.

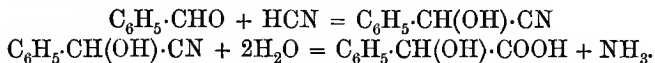
When boiled with dilute sulphuric acid, tannin is completely converted into gallic acid, a fact which shows that it is the anhydride of this acid,



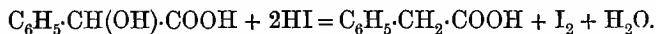
Tannin is used largely in dyeing as a mordant, owing to its property of forming insoluble coloured compounds with many dyes. It is also extensively employed in 'tanning;' when animal skin or membrane is placed in a solution of tannin, or in contact with moist bark containing tannin, it absorbs and combines with the tannin, and is converted into a much tougher material; such tanned skins constitute leather.

**Mandelic acid**,  $C_6H_5 \cdot CH(OH) \cdot COOH$  (phenylglycollic acid), is an example of an aromatic hydroxy-acid containing the hydroxyl-group in the *side-chain*. It may be obtained by boiling amygdalin (which yields benzaldehyde, hydrogen cyanide, and glucose, p. 405) with hydrochloric acid, but it is usually prepared by treating benzaldehyde with hydrocyanic acid and hydrolysing the resulting hydroxycyanide, a method

analogous to that employed in the synthesis of lactic acid from aldehyde (part i. p. 139),



Mandelic acid melts at  $133^\circ$ , is moderately soluble in water, and shows in many respects the greatest resemblance to lactic acid (methylglycollic acid); when heated with hydriodic acid, for example, it is reduced to phenylacetic acid (p. 429), just as lactic acid is reduced to propionic acid (part i. p. 227),



The character of the hydroxyl-group in mandelic acid is, in fact, quite similar to that of the hydroxyl-group in the fatty hydroxy-acids and in the alcohols, so that there are many points of difference between mandelic acid and acids, such as salicylic acid, which contain the hydroxyl-group united with carbon of the nucleus; when, for example, *ethyl mandelate*,  $\text{C}_6\text{H}_5\cdot\text{CH}(\text{OH})\cdot\text{COOC}_2\text{H}_5$ , is treated with caustic alkalies, it does not yield an alkali derivative, although the hydrogen of the hydroxyl-group is displaced on treating with sodium or potassium.

Mandelic acid, like lactic acid, contains an asymmetric carbon atom (p. 533), and can, therefore, exist in three optically different forms. The synthetical acid is optically inactive—that is to say, it is a mixture of the dextro- and levo-rotatory acids, but the acid prepared from amygdalin is levo-rotatory. The dextro-rotatory acid may be obtained by growing the organism *Penicillium glaucum* in a solution of the inactive acid under suitable conditions, when the levo-rotatory acid is destroyed, the dextro-rotatory acid remaining (p. 544).

## CHAPTER XXX.

## NAPHTHALENE AND ITS DERIVATIVES.

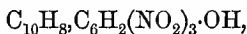
All the aromatic hydrocarbons hitherto described, with the exception of diphenyl, diphenylmethane, and triphenylmethane (p. 340), contain only one closed-chain of six carbon atoms, and are very closely and directly related to benzene ; most of them may be prepared from benzene by comparatively simple reactions, and reconverted into this hydrocarbon, perhaps even more readily, so that they may all be classed as simple benzene derivatives. The exceptions just mentioned are also, strictly speaking, derivatives of benzene, although at the same time they may be regarded as hydrocarbons of quite another class, since diphenyl and diphenylmethane contain two, and triphenylmethane three, closed-chains of six carbon atoms. There are, in fact, numerous classes or types of aromatic hydrocarbons, and, just as benzene is the first member of a homologous series and the parent substance of a vast number of derivatives, so also these other hydrocarbons form the starting-points of new homologous series and of derivatives of a different type.

The hydrocarbons naphthalene and anthracene, which are now to be described, are perhaps second only to benzene in importance ; each forms the starting-point of a great number of compounds, many of which are extensively employed in the manufacture of dyes.

**Naphthalene**,  $C_{10}H_8$ , occurs in coal-tar in larger quantities than any other hydrocarbon, and is easily isolated from this source in a pure condition ; the crystals of crude naphthalene, which are deposited on cooling from the fraction of coal-tar passing over between  $170$  and  $230^\circ$  (p. 297), are first pressed to get rid of liquid impurities, and then warmed with a small quantity of concentrated sulphuric acid, which converts most of the foreign substances into non-volatile sulphonic acids ;

the naphthalene is then distilled in steam, or sublimed, and is thus obtained almost chemically-pure.

Naphthalene crystallises in large, lustrous plates, melts at  $80^{\circ}$ , and boils at  $218^{\circ}$ . It has a highly characteristic smell, and is extraordinarily volatile, considering its high molecular weight, so much so, in fact, that only part of the naphthalene in crude coal-gas is deposited in the condensers (p. 295), the rest being carried forward into the purifiers, and even into the gas-mains, in which it is deposited in crystals in cold weather, principally at the bends of the pipes, frequently causing stoppages. It is insoluble in water, but dissolves freely in hot alcohol and ether, from either of which it may be crystallised. Like many other aromatic hydrocarbons, it combines with picric acid, when the two substances are dissolved together in alcohol, forming *naphthalene picrate*, a yellow crystalline compound of the composition,



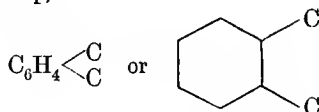
which melts at  $149^{\circ}$ .

As the vapour of naphthalene burns with a highly luminous flame, the hydrocarbon is used to some extent for carburetting coal-gas—that is to say, for increasing its illuminating power; for this purpose the gas is passed through a vessel which contains coarsely-powdered naphthalene, gently heated by the gas flame, so that the hydrocarbon volatilises and burns with the gas. The principal use of naphthalene, however, is for the manufacture of a number of derivatives which are employed in the colour industry.

*Constitution.*—Naphthalene has the characteristic properties of an aromatic compound—that is to say, its behaviour under various conditions is similar to that of benzene and its derivatives, and different from that of fatty compounds; when treated with nitric acid, for example, it yields a nitro-derivative, and with sulphuric acid it gives sulphonic acids. This similarity between benzene and naphthalene at once suggests a resemblance in constitution, a view which is

confirmed by the fact that naphthalene, like benzene, is a very stable substance, and is resolved into simpler substances only with difficulty. When, however, naphthalene is boiled with dilute nitric or chromic acid, it is slowly oxidised, yielding carbon dioxide and (*ortho*)-phthalic acid,  $C_6H_4(COOH)_2$ .

Now the formation of phthalic acid in this way is a fact of very great importance, since it is a proof that naphthalene contains the group,



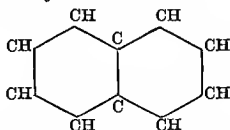
that is to say, that it contains a benzene nucleus to which two carbon atoms are united in the *ortho*-position to one another. Nevertheless, further evidence is required in order to arrive at the constitution of the hydrocarbon, since there are still two carbon and four hydrogen atoms to be accounted for, and there are many different ways in which these might be united with the  $C_6H_4 \begin{array}{c} \diagup C \\ \diagdown C \end{array}$  group.

Clearly, therefore, it is important to ascertain the structure of that part of the naphthalene molecule which has been oxidised to carbon dioxide and water—to obtain, if possible, some simple decomposition product in which these carbon and hydrogen atoms are retained in their original state of combination.

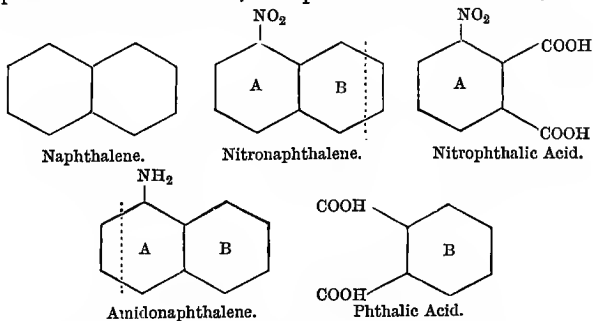
Now this can be done in the following way: When nitronaphthalene,  $C_{10}H_7 \cdot NO_2$ , a simple mono-substitution product of the hydrocarbon, is boiled with dilute nitric acid, it yields nitrophthalic acid,  $C_6H_3(NO_2)(COOH)_2$ ; therefore, again, naphthalene contains a benzene nucleus, and the nitro-group in nitronaphthalene is combined with this nucleus. If, however, the *same* nitronaphthalene be reduced to amidonaphthalene,  $C_{10}H_7 \cdot NH_2$ , and the latter oxidised, phthalic acid (and not amidophthalic acid) is obtained; this fact can only be explained by assuming either that the benzene nucleus, which is known to be united with the amido-group, has been



destroyed, or that the amido-group has been displaced by hydrogen during oxidation. Since, however, the latter alternative is contrary to all experience, the former must be accepted, and it is clear that the benzene nucleus which is contained in the oxidation product of amidonaphthalene is not the same as that present in the oxidation product of nitronaphthalene; in other words, different parts of the naphthalene molecule have been oxidised to carbon dioxide and water in the two cases, and yet in both the group  $C_6H_4 \begin{smallmatrix} \diagup C \\ \diagdown C \end{smallmatrix}$  remains. The constitution of naphthalene must therefore be expressed by the formula



This will be evident if the above changes be expressed with the aid of this formula. When nitronaphthalene is oxidised, the nucleus B (see below), which does not contain the nitro-group, is destroyed, as indicated by the dotted lines, the product being nitrophthalic acid; when, on the other hand, amidonaphthalene is oxidised, the nucleus A, combined with the amido-group, is attacked and destroyed in preference to the other, and phthalic acid is formed,



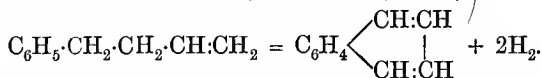
The constitution of naphthalene was first established in this

way by Graebe in 1880, although the above formula had been suggested by Erlenmeyer as early as 1866; that the hydrocarbon is composed of two benzene nuclei partially superposed or *condensed* together in the *o*-position, as shown above, has since been confirmed by syntheses of its derivatives, but even more conclusively by the study of the isomerism of its substitution products.

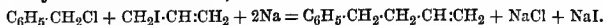
The difficulty of determining and of expressing the actual state or disposition of the fourth affinity of each of the carbon atoms in naphthalene is just as great as in the case of benzene. If the carbon atoms be represented as united by alternate double linkings, as in the formula on the left-hand side (see below), there is the objection that they do not show, as indicated, the behaviour of carbon atoms in fatty unsaturated compounds, as explained more fully in the case of benzene. For this reason the formula on the right-hand side (see below) has been suggested as perhaps preferable, the lines drawn towards the centres of the nuclei having the same significance as in the centric formula for benzene (p. 307). The simple, double-hexagon formula given above is usually employed for the sake of convenience.



Naphthalene may be obtained synthetically by passing the vapour of phenylbutylene,  $\text{C}_6\text{H}_5\cdot\text{CH}_2\cdot\text{CH}_2\cdot\text{CH}:\text{CH}_2^*$  (or of phenylbutylene dibromide,  $\text{C}_6\text{H}_5\cdot\text{CH}_2\cdot\text{CH}_2\cdot\text{CHBr}\cdot\text{CH}_2\text{Br}$ ), over red-hot lime, the change being a process of destructive distillation, accompanied by loss of hydrogen, similar to, but much simpler than that which occurs in the formation of other aromatic from fatty hydrocarbons (p. 300),

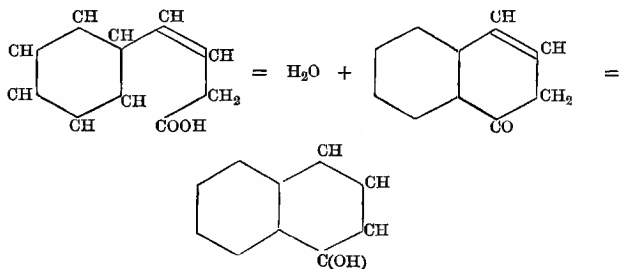


\* *Phenylbutylene* is obtained by treating a mixture of benzyl chloride and allyl iodide with sodium,



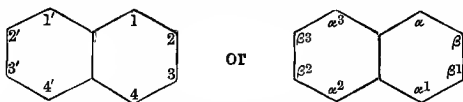
It is a liquid, boiling at  $178^\circ$ , and, like butylene (part i. p. 79), it combines directly with one molecule of bromine, yielding the dibromide.

A most important synthesis of naphthalene was accomplished by Fittig, who showed that  $\alpha$ -naphthol ( $\alpha$ -hydroxy-naphthalene) is formed on boiling phenylisocrotonic acid (p. 431) with water. This change probably takes place in two stages, the first product being a keto-derivative of naphthalene, which passes into  $\alpha$ -naphthol by intramolecular change (compare part i. p. 195),



The  $\alpha$ -naphthol thus obtained is converted into naphthalene on distillation with zinc-dust, just as phenol is transformed into benzene (p. 331).

*Isomerism of Naphthalene Derivatives.*—As in the case of benzene, the study of the isomerism of the substitution products of naphthalene affords the most convincing evidence that the accepted constitutional formula is correct. In the first place, naphthalene differs from benzene in yielding two different series of mono-substitution products; there are, for example, two monochloronaphthalenes, two monohydroxy-naphthalenes, two mononitronaphthalenes, &c. This fact is readily accounted for, as, on considering the constitutional formula of naphthalene, which may be conveniently written



numbered or lettered as shown (the symbols C and H being omitted for the sake of simplicity), it will be evident that the eight hydrogen atoms are not all similarly situated relatively

to the rest of the molecule. If, for example, the hydrogen atom (1) were displaced by chlorine, hydroxyl, &c., the substitution product would be isomeric, but not identical with that produced by the displacement of the hydrogen atom (2). In the first case, the substituting atom or group would be united with a carbon atom which is itself directly united with a carbon atom common to both nuclei, whereas in the other case this would not be so. Clearly, then, the fact that the mono-substitution products of naphthalene exist in two isomeric forms is in accordance with the above constitutional formula. Further, it will be seen that not more than two such isomerides could be obtained, because the positions 1.4.1'.4' (the four  $\alpha$ -positions) are identical, and so also are the positions 2.3.2'.3' (the four  $\beta$ -positions); the isomeric mono-substitution products are, therefore, usually distinguished by using the letters  $\alpha$  and  $\beta$ .

When *two* hydrogen atoms in naphthalene are displaced by two identical groups or atoms, *ten* isomeric di-derivatives may be obtained. Denoting the positions of the substituents by the system of numbering shown above, these isomerides would be

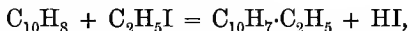
1:2, 1:3, 1:4, 1:4', 1:3', 1:2', 1:1', 2:3, 2:3', 2:2',

all other possible positions being identical with one of these; 2:4', for example, is the same as 1:3', 2':4 and 3:1', and 1':4 is identical with 1:4'. The constitution of such a di-derivative is usually expressed with the aid of numbers, as it is necessary to show whether the substituents are combined with the same, or with different, nuclei.

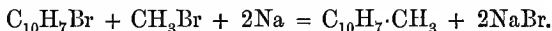
When the two atoms or groups are present in the same nucleus, their relative position is similar to the *o*-, *m*-, or *p*-position in benzene. The positions 1:2, 2:3, and 3:4 correspond with the ortho-, 1:3, and 2:4, with the meta-, and 1:4 with the para-position, and similarly in the case of the other nucleus. The position 1:1' or 4:4', however, is different from any of these, and is termed the *peri*-position; groups thus situated behave in much the same way as those in the *o*-position in the benzene and naphthalene nuclei.

*Derivatives of Naphthalene.*

The *homologues of naphthalene*—that is to say, its *alkyl substitution products*, are of comparatively little importance, but it may be mentioned that they may be prepared from the parent hydrocarbon by methods similar to those employed in the case of the corresponding benzene derivatives, as, for example, by treating naphthalene with alkyl halogen compounds and aluminium chloride,

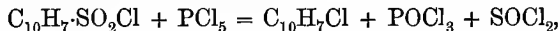


and by treating the bromonaphthalenes with an alkyl halogen compound and sodium,

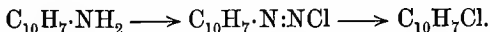


*α-Methylnaphthalene*,  $\text{C}_{10}\text{H}_7\cdot\text{CH}_3$ , is a colourless liquid, boiling at 240–242°, but *β-methylnaphthalene* is a solid, melts at 32°, and boils at 242°; both these hydrocarbons occur in coal-tar.

The *halogen mono-substitution products* of naphthalene are also of little importance. They may be obtained by treating the hydrocarbon, at its boiling-point, with the halogens (chlorine and bromine), but only the *α*-derivatives are formed in this way. Both the *α*- and the *β*-compounds may be obtained by treating the corresponding naphthols (p. 452), or, better, the naphthalenesulphonic acids (p. 455) with pentachloride or pentabromide of phosphorus,



or by converting the naphthylamines (p. 452) into the corresponding diazo-compounds, and decomposing the latter with a halogen cuprous salt (p. 372),



All these methods correspond with those described in the case of the halogen derivatives of benzene, and are carried out practically in a similar manner.

*α-Chloronaphthalene*,  $\text{C}_{10}\text{H}_7\text{Cl}$ , is a liquid, boiling at about  
2 C

263°, but the  $\beta$ -derivative is a crystalline substance, melting at 56°, and boiling at 264°.

$\alpha$ -Bromonaphthalene,  $C_{10}H_7Br$ , is also a liquid, which boils at 280°, but the  $\beta$ -derivative is crystalline, and melts at 68°.

The chemical properties of these, and of other halogen derivatives of naphthalene, are similar to those of the halogen derivatives of benzene; the halogen atoms are very firmly combined, and are not displaced by hydroxyl-groups on boiling with alkalis, &c.

**Naphthalene tetrachloride**,  $C_{10}H_8Cl_4$ , is an important halogen *additive product*, which is produced on passing chlorine into a vessel containing coarsely-powdered naphthalene at ordinary temperatures. It forms large colourless crystals, melts at 182°, and is converted into *dichloronaphthalene*  $C_{10}H_6Cl_2$  (a substitution product), when heated with alcoholic potash; it is readily oxidised by nitric acid, yielding phthalic and oxalic acids, a fact which shows that all the chlorine atoms are present in one and the same nucleus; the constitution of the compound is therefore expressed by the formula  $C_{10}H_4 \begin{matrix} \text{CHCl} \cdot \text{CHCl} \\ \text{CHCl} \cdot \text{CHCl} \end{matrix}$

The formation of this additive product shows that naphthalene, like benzene, is not really a saturated compound, although it usually behaves as such; other compounds, formed by the addition of four atoms of hydrogen to naphthalene or to a naphthalene derivative, are known, and experience has shown that when one of the nuclei is thus fully reduced, the atoms or groups of which it is composed acquire the character which they have in fatty compounds, whereas the unreduced nucleus retains the character of that in benzene. The amido-group in the *tetrahydro- $\beta$ -naphthylamine* of the consti-

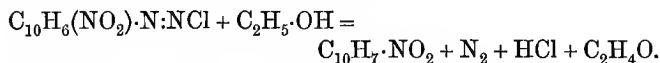
tution  $C_{10}H_7 \begin{matrix} \text{CH}_2 \cdot \text{CH} \cdot \text{NH}_2 \\ | \\ \text{CH}_2 \cdot \text{CH}_2 \end{matrix}$ , for example, has the same character as

that in fatty amines, whereas in the case of the isomeric *tetrahydro- $\beta$ -naphthylamine*,  $NH_2 \cdot C_{10}H_7 \begin{matrix} \text{CH}_2 \cdot \text{CH}_2 \\ | \\ \text{CH}_2 \cdot \text{CH}_2 \end{matrix}$ , the amido-group has the same properties as that in aniline, because it is combined with the unreduced nucleus.

**Nitro-derivatives.**—Naphthalene, like benzene, is readily acted on by concentrated nitric acid, yielding nitro-derivatives, one, two, or more atoms of hydrogen being displaced according to the concentration of the acid employed and the temperature at which the reaction is carried out; the presence of sulphuric acid facilitates nitration for reasons already mentioned. The chemical properties of the nitro-naphthalenes are in all respects similar to those of the nitro-benzenes.

**$\alpha$ -Nitronaphthalene**,  $C_{10}H_7 \cdot NO_2$ , is best prepared in small quantities by dissolving naphthalene in acetic acid, adding concentrated nitric acid, and then heating on a water-bath for half an hour; the product is poured into water, and the nitronaphthalene purified by recrystallisation from alcohol. On the large scale it is prepared by treating naphthalene with nitric and sulphuric acids, the method being similar to that employed in the case of nitrobenzene. It crystallises in yellow prisms, melts at  $61^\circ$ , and boils at  $304^\circ$ ; on oxidation with nitric acid, it yields nitrophthalic acid (p. 445).

**$\beta$ -Nitronaphthalene** is not formed on nitrating naphthalene, but it may be prepared by dissolving  $\beta$ -nitro- $\alpha$ -naphthylamine (a compound obtained on treating  $\alpha$ -naphthylamine with *dilute* nitric acid) in an alcoholic solution of hydrogen chloride, adding finely-divided sodium nitrite, and then heating the solution of the diazo-compound (compare p. 371),

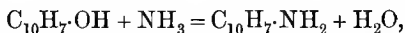


It crystallises in yellow needles, melting at  $79^\circ$ .

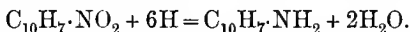
The **amido-derivatives** of naphthalene are very similar in properties to the corresponding benzene derivatives, except that even the monamido-compounds are crystalline solids; they have a neutral reaction to litmus, and yet are distinctly basic in character, since they neutralise acids, forming salts, which, however, are decomposed by the hydroxides and carbonates of the alkalies. These amido-compounds, moreover, may be

converted into diazo-compounds, amidoazo-compounds, &c., by reactions similar to those employed in the case of the amido-benzenes, and many of the substances obtained in this way, as well as the amido-compounds themselves, are extensively employed in the manufacture of dyes.

**$\alpha$ -Naphthylamine**,  $C_{10}H_7 \cdot NH_2$ , may be obtained by heating  $\alpha$ -naphthol with ammonio-zinc chloride, or ammonio-calcium chloride,\*



but it is best prepared by reducing  $\alpha$ -nitronaphthalene with iron-filings and acetic acid,



It is a colourless, crystalline substance, melting at  $50^\circ$ , and boiling at  $300^\circ$ ; it has a disagreeable smell, turns red on exposure to the air, and its salts give a blue precipitate with ferric chloride and other oxidising agents. On oxidation with a boiling solution of chromic acid, it is first converted into  $\alpha$ -naphthaquinone (p. 455), and then into phthalic acid.

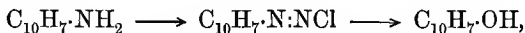
**$\beta$ -Naphthylamine** is not prepared from  $\beta$ -nitronaphthalene (as this substance is itself only obtained with difficulty), but from  $\beta$ -naphthol, as described in the case of the  $\alpha$ -compound. It crystallises in colourless plates, melts at  $112^\circ$ , and boils at  $294^\circ$ ; it differs markedly from  $\alpha$ -naphthylamine in having only a faint odour, and its salts give no colouration with ferric chloride. On oxidation with potassium permanganate, it yields phthalic acid.

The two **naphthols**, or monohydroxy-derivatives of naphthalene, correspond with the monohydric phenols, and

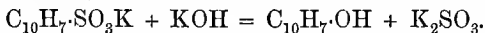
\* Prepared by passing ammonia over anhydrous zinc or calcium chloride. These compounds decompose when heated, evolving ammonia, and are, therefore, conveniently employed in many reactions requiring the presence of ammonia at high temperatures; the zinc or calcium chloride resulting from their decomposition also favours the reaction in those cases in which water is formed, as both substances are powerful dehydrating agents. Ammonium acetate may be employed for a similar purpose, as it dissociates at comparatively low temperatures, but its action is less energetic.



are compounds of considerable importance, as they are extensively employed in the colour industry. They both occur in coal-tar, but only in small quantities, and are, therefore, prepared either by diazotising the corresponding naphthylamines,



or by fusing the corresponding sulphonic acids with potash (compare p. 387),



Their properties are, on the whole, very similar to those of the phenols, and, like the latter, they dissolve in alkalis, yielding metallic derivatives, which are decomposed by carbon dioxide; the hydrogen of the hydroxyl-group in the naphthols may also be displaced by an acetyl-group or by an alkyl-group, just as in phenols, and on treatment with pentachloride or pentabromide of phosphorus, a halogen atom is substituted for the hydroxyl-group. The naphthols further resemble the phenols in giving a colour reaction with ferric chloride.

In a few respects, however, there are certain differences between the chemical properties of the naphthols and phenols, inasmuch as the hydroxyl-groups in the former more readily undergo change; when, for example, a naphthol is heated with ammonio-zinc chloride at  $250^\circ$ , it is converted into the corresponding amido-compound (see above), whereas the conversion of phenol into aniline requires a temperature of  $300\text{--}350^\circ$ , other conditions remaining the same. Again, when a naphthol is heated with an alcohol and hydrogen chloride, it is converted into an alkyl-derivative, whereas alkyl-derivatives of phenols cannot, as a rule, be obtained in this way; in this respect, the naphthols form, as it were, a connecting-link between the phenols and the alcohols.

**$\alpha$ -Naphthol**,  $\text{C}_{10}\text{H}_7\cdot\text{OH}$ , is formed, as previously stated (p. 447), on boiling phenylisocrotonic acid with water, an important synthesis, which proves that the hydroxyl-group is in the  $\alpha$ -position; it is prepared from  $\alpha$ -naphthylamine or from naphthalene- $\alpha$ -sulphonic acid (see above). It is a colourless, crystalline substance, melting at  $94^\circ$ , and boiling at  $280^\circ$ ; it has a faint smell, recalling that of phenol, and it dissolves

freely in alcohol and ether, but is only sparingly soluble in hot water. Its aqueous solution gives with ferric chloride a violet, flocculent precipitate, consisting probably of an iron compound of  $\alpha$ -dinaphthol,  $\text{OH} \cdot \text{C}_{10}\text{H}_6 \cdot \text{C}_{10}\text{H}_6 \cdot \text{OH}$ , an oxidation product of the naphthol.

$\alpha$ -Naphthol, like phenol, is very readily acted on by nitric acid, yielding a dinitro-derivative,  $\text{C}_{10}\text{H}_5(\text{NO}_2)_2 \cdot \text{OH}$ , which crystallises in yellow needles, and melts at  $138^\circ$ ; this nitro-compound, like picric acid, has a much more strongly marked acid character than the hydroxy-compound from which it is derived, and decomposes carbonates, forming deep-yellow salts which dye silk a beautiful golden yellow; its sodium derivative,  $\text{C}_{10}\text{H}_5(\text{NO}_2)_2 \cdot \text{ONa} + \text{H}_2\text{O}$ , is known commercially as *Martius' yellow*, or *naphthalene yellow*. Another dye obtained from  $\alpha$ -naphthol is *naphthol yellow* (p. 527), the potassium salt of dinitro- $\alpha$ -naphtholsulphonic acid,  $\text{C}_{10}\text{H}_4(\text{NO}_2)_2(\text{OK}) \cdot \text{SO}_3\text{K}$ ; the acid itself is manufactured by nitrating  $\alpha$ -naphtholtrisulphonic acid (prepared by heating  $\alpha$ -naphthol with anhydrosulphuric acid), in which process two of the sulphonic groups are displaced by nitro-groups.

$\beta$ -Naphthol, prepared by fusing naphthalene- $\beta$ -sulphonic acid with potash (p. 453), melts at  $122^\circ$ , and boils at  $285^\circ$ ; it is a colourless, crystalline compound, readily soluble in hot water, and like the  $\alpha$ -derivative, it has a faint phenol-like smell. Its aqueous solution gives, with ferric chloride, a green colouration and a flocculent precipitate of  $\beta$ -dinaphthol,  $\text{OH} \cdot \text{C}_{10}\text{H}_6 \cdot \text{C}_{10}\text{H}_6 \cdot \text{OH}$ .

**Sulphonic Acids.**—Perhaps the most important derivatives of naphthalene, from a commercial point of view, are the various mono- and di-sulphonic acids, which are obtained from the hydrocarbon itself, from the naphthylamines, and from the naphthols, many of these compounds being used in large quantities in the manufacture of dyes. It would be impossible to give here even the names of the very numerous compounds of this class, but some indication of their properties may be afforded by the following statements:

Naphthalene is readily sulphonated, yielding two *mono-sulphonic acids*,  $C_{10}H_7 \cdot SO_3H$ , namely, the  $\alpha$ - and  $\beta$ -compounds, both of which are formed when the hydrocarbon is heated with concentrated sulphuric acid at  $80^\circ$ ; if, however, the operation be carried out at  $160^\circ$ , only the  $\beta$ -acid is obtained, because at this temperature the  $\alpha$ -acid is converted into the  $\beta$ -acid by intramolecular change, just as phenol-*o*-sulphonic acid is transformed into the *p*-acid by heating. The two naphthalenesulphonic acids are crystalline hygroscopic substances, and show all the characteristic properties of acids of this class.

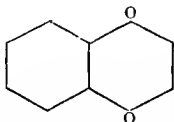
Di- and tri-sulphonic acids may be obtained by strongly heating naphthalene with sulphuric or anhydrosulphuric acid.

Fourteen isomeric *naphthylaminemonosulphonic acids*,  $C_{10}H_6(NH_2) \cdot SO_3H$ , may theoretically be obtained—namely, seven from  $\alpha$ -naphthylamine, and seven from the  $\beta$ -base; as a matter of fact, nearly all these acids are known. One of the most important, perhaps, is 1:4-naphthylaminemonosulphonic acid, or *naphthionic acid*, which is the sole product of the action of sulphuric acid on  $\alpha$ -naphthylamine; it is a crystalline compound, very sparingly soluble in cold water, and is used in the manufacture of Congo-red (p. 526), and other dyes.

The *naphtholmonosulphonic acids* correspond in number with the naphthylaminemonosulphonic acids, and are also extensively used in the colour industry.

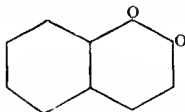
**$\alpha$ -Naphthaquinone**,  $C_{10}H_6O_2$ , is a derivative of naphthalene corresponding with (benzo)quinone, and, like the latter, it is formed on oxidising various mono- and di-substitution products of the hydrocarbon with sodium bichromate and sulphuric acid, but only those in which the substituting groups occupy the  $\alpha$ -positions;  $\alpha$ -naphthylamine, 1:4-amidonaphthol, and 1:4-diamidonaphthalene, for example, may be employed. As a rule, however, naphthalene itself is oxidised with a boiling solution of chromic acid in acetic acid (a method not applicable for the preparation of quinone from benzene), as the product is then easily obtained in a state of purity.

$\alpha$ -Naphthaquinone crystallises from alcohol in deep-yellow needles, melting at  $125^\circ$ ; it resembles quinone in colour, in having a curious pungent smell, and in being very volatile, subliming readily even at  $100^\circ$ , and distilling rapidly in steam. Like quinone, moreover, it is readily reduced by sulphurous acid, yielding 1:4-dihydroxynaphthalene,  $C_{10}H_6(OH)_2$ , just as quinone yields hydroquinone (p. 399). This close similarity in properties clearly points to a similarity in constitution, so that  $\alpha$ -naphthaquinone may be represented by the formula,



for reasons similar to those stated more fully in the case of quinone.

$\beta$ -Naphthaquinone,  $C_{10}H_6O_2$ , isomeric with the  $\alpha$ -compound, is formed when  $\alpha$ -amido- $\beta$ -naphthol is oxidised with potassium bichromate and dilute sulphuric acid, or with ferric chloride; it crystallises in red needles, decomposes at about  $115^\circ$  without melting, and on reduction with sulphurous acid, is converted into 1:2-dihydroxynaphthalene. It differs from  $\alpha$ -naphthaquinone and from quinone in colour, in having no smell, and in being non-volatile, properties which, though apparently insignificant, are really of some importance, as showing the difference between *ortho*-quinones and *para*-quinones; the latter are generally deep-yellow, volatile compounds, having a pungent odour, whereas the former are red, non-volatile, and odourless.  $\beta$ -Naphthaquinone is an example of an *ortho*-quinone, and its constitution may be represented by the formula,



The above description of some of the more important

naphthalene derivatives will be sufficient to show the close relationship which these compounds bear to the corresponding derivatives of benzene; although the former exist in a larger number of isomeric forms, they are, as a rule, prepared by the same methods as their analogues of the benzene series, and resemble them closely in chemical properties. It may, in fact, be stated as a general rule, that all general reactions and generic properties of benzene derivatives are met with again in studying naphthalene derivatives.

## CHAPTER XXXI.

### ANTHRACENE AND PHENANTHRENE.

**Anthracene**,  $C_{14}H_{10}$ , is a hydrocarbon of great commercial importance, as it is the starting-point in the manufacture of alizarin, the colouring matter employed in producing Turkey-red dye; it is prepared exclusively from coal-tar. The crude mixture of hydrocarbons and other substances known as '50 per cent. anthracene' (p. 298) is first distilled with one-third of its weight of potash from an iron retort; the distillate, which consists almost entirely of anthracene and phenanthrene, is then treated with carbon bisulphide, when the phenanthrene dissolves, leaving the anthracene, which is further purified by crystallisation from benzene.

Crude anthracene contains considerable quantities of carbazole,  $\begin{array}{c} C_6H_4 \\ | \\ C_6H_4 \end{array} > NH$ , a colourless, crystalline substance, melting at  $238^\circ$ , and boiling at  $355^\circ$ . On treatment with potash, this substance is

converted into a potassium derivative,  $\begin{array}{c} C_6H_4 \\ | \\ C_6H_4 \end{array} > NK$ , which remains in the retort, or is decomposed on subsequent distillation; many other impurities, which cannot readily be separated by crystallisation, are also got rid of in this way.

Anthracene crystallises from benzene in colourless, lustrous

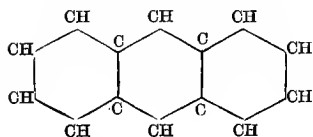
plates, which show a beautiful blue fluorescence; it melts at  $213^{\circ}$ , boils at about  $360^{\circ}$ , and dissolves freely in boiling benzene, but is only sparingly soluble in alcohol and ether. On mixing saturated alcoholic solutions of anthracene and picric acid, *anthracene picrate*,  $C_{14}H_{10} \cdot C_6H_2(NO_2)_3 \cdot OH$ , is deposited in ruby-red needles, which melt at  $138^{\circ}$ ; this compound is resolved into its components when treated with a large quantity of alcohol (distinction from phenanthrene picrate, p. 468).

*Constitution.*—The behaviour of anthracene towards chlorine and bromine is, on the whole, similar to that of benzene and naphthalene—that is to say, it yields additive or substitution products according to the conditions employed; towards concentrated sulphuric acid, also, it behaves like other aromatic compounds, and is converted into sulphonic acids by substitution. When treated with nitric acid, however, instead of yielding a nitro-derivative, as was to be expected from the molecular formula of the hydrocarbon (which, from the relatively small proportion of hydrogen, clearly indicates the presence of one or more closed chains), it is oxidised to anthraquinone,  $C_{14}H_8O_2$ , two atoms of hydrogen being displaced by two atoms of oxygen; this change always takes place, even when dilute nitric acid, or some other oxidising agent, is employed, and as it is closely analogous to that which occurs in the conversion of naphthalene,  $C_{10}H_8$ , into  $\alpha$ -naphthaquinone,  $C_{10}H_6O_2$  (p. 455), it is an indication of the presence of a closed-chain, oxidation processes of this kind (namely, the substitution of oxygen for an *equal* number of hydrogen atoms) being unknown in the case of fatty (open-chain) substances. Another highly important fact, owing to its bearing on the constitution of anthracene, is this, that, although the hydrocarbon and most of its derivatives are resolved into simpler substances only with very great difficulty, when this does occur, one of the products is always some benzene derivative, usually phthalic acid.

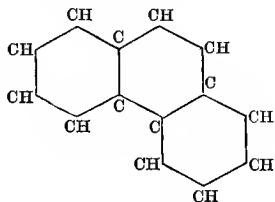
Now, if the molecule of anthracene contained only one

benzene nucleus, or even if, like naphthalene, it contained two condensed nuclei, there would still be certain carbon and hydrogen atoms to be accounted for, and this could only be done by assuming the presence of unsaturated side-chains; as, however, all experience has shown that such side-chains in benzene and in naphthalene are oxidised to carboxyl (compare p. 327) with the utmost facility, it is impossible to accept the assumption of their presence in anthracene, a compound which is always oxidised to the neutral substance anthraquinone, without loss of carbon. Arguments of this kind lead, therefore, to only one conclusion—namely, that the molecule of anthracene is composed only of combined or condensed nuclei; as, moreover, the hydrocarbon may be indirectly converted into phthalic acid, it must be assumed that two of these nuclei are condensed together in the *o*-position, as in naphthalene.

If, now, an attempt be made to deduce a constitutional formula for anthracene on this basis, and it be further assumed that all the closed-chains are composed of six carbon atoms, as in naphthalene, the following formulæ suggest themselves as the most probable,



I.

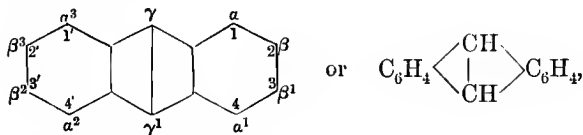


II.

although, of course, neither could be accepted as final without further evidence.

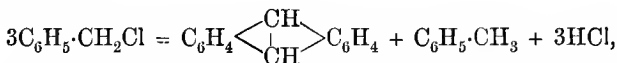
Experience has shown, however, that formula I. must be taken as representing the constitution of anthracene (formula II. expressing that of phenanthrene, p. 468), because it accounts satisfactorily for all known facts, amongst others, for a number of important syntheses of the hydrocarbon (see below); for the

relation of anthracene to anthraquinone, and for the isomerism of the anthracene derivatives. It is, nevertheless, just as difficult to determine and to express the actual disposition of the fourth affinity of each carbon atom in anthracene, as in the cases of benzene and naphthalene; as, however, there are reasons for supposing that the state of combination of the two central CH groups (that is, those which form part of the central nucleus only) is different from that of all the others (inasmuch as they are generally attacked first), and that the two carbon atoms of these groups are directly united, the above formula (I.) is usually written

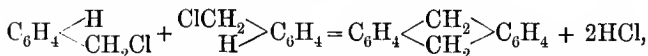


the disposition of the fourth affinities of the carbon atoms in the two  $C_6H_4$  < groups being taken to be the same as in the centric formula for benzene.\*

Anthracene may be obtained synthetically in various ways. It is produced when benzyl chloride is heated with aluminium chloride,



the hydranthracene (p. 461) which is formed as an intermediate product,

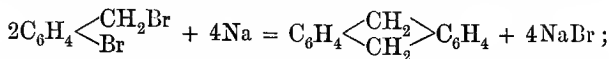


being converted into anthracene by loss of hydrogen, which reduces part of the benzyl chloride to toluene, as shown in the first equation. Anthracene is also formed, together with hydranthracene and phenanthrene (p. 469), when *ortho*-bromo-

\* The letters or numbers serve to denote the constitution of the anthracene derivatives (p. 461).

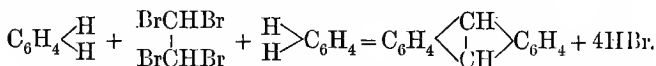


benzyl bromide (prepared by brominating *boiling* *o*-bromotoluene,  $C_6H_4Br \cdot CH_3$ ) is treated with sodium,



here, again, hydranthracene is the primary product, and from it anthracene is formed by loss of hydrogen.

Another interesting synthesis may be mentioned—namely, the formation of anthracene on treating a mixture of tetrabromethane and benzene with aluminum chloride,



All these methods of formation are accounted for in a simple manner with the aid of the above constitutional formula, the last one especially indicating that the two central carbon

atoms are directly united; the formula  $C_6H_4 \begin{array}{c} \diagup CH \\ | \\ \diagdown CH \end{array} C_6H_4$

will, therefore, be employed in describing the anthracene derivatives.

*Isomerism of Anthracene Derivatives.*—Further evidence in support of the above constitutional formula is afforded by the study of the isomerism of the substitution products of anthracene, although, in most cases, all the isomerides theoretically possible have not yet been prepared.

When one atom of hydrogen is displaced, *three* isomerides may be obtained, since there are three hydrogen atoms ( $\alpha, \beta, \gamma$ ), all of which are differently situated relatively to the rest of the molecule; these mono-substitution products are usually distinguished by the letters  $\alpha, \beta, \gamma$ , according to the position of the substituent (compare formula p. 460). When two atoms of hydrogen are displaced by similar atoms or groups, fifteen isomeric di-substitution products may be obtained.

*Hydranthracene*,  $C_6H_4 \begin{array}{c} \diagup CH_2 \\ \diagdown CH_2 \end{array} C_6H_4$ , a substance of little importance, is formed on reducing anthracene with boiling

concentrated hydriodic acid, or with sodium amalgam. It is a colourless, crystalline compound, melting at  $106-108^{\circ}$ , and when heated with sulphuric acid, it is converted into anthracene, the acid being reduced to sulphur dioxide.

*Anthracene dichloride*,  $C_6H_4 \begin{smallmatrix} \diagup CHCl \\ \diagdown CHCl \end{smallmatrix} C_6H_4$ , like hydranthracene, is an additive product of the hydrocarbon; it is obtained when chlorine is passed into a *cold* solution of anthracene in carbon bisulphide, whereas at  $100^{\circ}$  substitution takes place, *monochloranthracene*,  $C_6H_4 \begin{smallmatrix} \diagup CCl \\ \diagdown CH \end{smallmatrix} C_6H_4$ , and

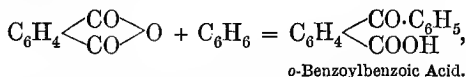
*dichloranthracene*,  $C_6H_4 \begin{smallmatrix} \diagup CCl \\ | CCl \\ \diagdown CCl \end{smallmatrix} C_6H_4$ , being formed; these substitution products crystallise in yellow needles, melting at  $103^{\circ}$  and  $209^{\circ}$  respectively, and they are both converted into anthraquinone on oxidation, a fact which shows the positions of the chlorine atoms.

**Anthraquinone**,  $C_6H_4 \begin{smallmatrix} \diagup CO \\ \diagdown CO \end{smallmatrix} C_6H_4$ , is formed, as already mentioned, on oxidising anthracene with chromic or nitric acid. It is conveniently prepared by dissolving anthracene (1 part) in boiling glacial acetic acid, and gradually adding a concentrated solution of chromic acid (2 parts) in glacial acetic acid. As soon as oxidation is complete, the product is allowed to cool, and the anthraquinone, which separates in long needles, is collected and purified either by sublimation or by recrystallisation from acetic acid.

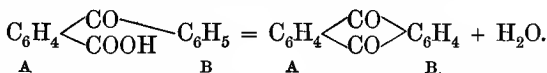
Anthraquinone is manufactured by oxidising finely-divided '50 per cent. anthracene,' suspended in water, with the calculated quantity of sodium bichromate and sulphuric acid. The crude anthraquinone is collected on a filter, washed, dried, and heated at  $100^{\circ}$  with 2-3 parts of concentrated sulphuric acid, by which means the impurities are converted into soluble sulphonic acids, whereas the anthraquinone is not acted on. The almost black product is now allowed to stand in a damp place, when the anthraquinone gradually separates in crystals as the sulphuric acid

becomes dilute; water is then added, and the anthraquinone collected, washed, and dried and sublimed.

Anthraquinone may be produced synthetically by treating a solution of phthalic anhydride (p. 426) in benzene, with a strong dehydrating agent, such as aluminium chloride, the reaction taking place in two stages; *o*-benzoylbenzoic acid is first produced,

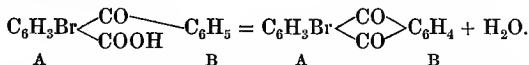


but by the further action of the aluminium chloride (or when treated with sulphuric acid), this substance is converted into anthraquinone with loss of 1 molecule of water,



Anthraquinone contains, therefore, two  $\text{C}_6\text{H}_4 \begin{array}{c} \diagup \text{CO} \diagdown \\ \diagdown \text{CO} \diagup \end{array}$  groups, united by two  $\text{CO} \begin{array}{c} \diagup \text{CO} \diagdown \\ \diagdown \text{CO} \diagup \end{array}$  groups.

That the two  $\text{CO} \begin{array}{c} \diagup \text{CO} \diagdown \\ \diagdown \text{CO} \diagup \end{array}$  groups occupy the *o*-position in the one benzene ring (A) is known, because they do so in phthalic acid; that they occupy the *o*-position in the second benzene ring (B) has been proved, as follows: When bromophthalic anhydride is treated with benzene and aluminium chloride, bromobenzoylbenzoic acid is produced, and this, when treated with sulphuric acid, yields bromanthraquinone,



The formation of this substance from bromophthalic acid proves, as before, that the two  $\text{CO} \begin{array}{c} \diagup \text{CO} \diagdown \\ \diagdown \text{CO} \diagup \end{array}$  groups are united to the ring A in the *o*-position.

Now, when bromanthraquinone is heated with potash at  $160^\circ$ , it is converted into hydroxyanthraquinone,  $\text{C}_6\text{H}_3(\text{OH}) \begin{array}{c} \diagup \text{CO} \diagdown \\ \diagdown \text{CO} \diagup \end{array} \text{C}_6\text{H}_4$ , and this, on oxidation with nitric acid, yields phthalic acid,  $\text{COOH} \begin{array}{c} \diagup \text{CO} \diagdown \\ \diagdown \text{COOH} \end{array} \text{C}_6\text{H}_4$ , the group A being destroyed; therefore the two  $\text{CO} \begin{array}{c} \diagup \text{CO} \diagdown \\ \diagdown \text{CO} \diagup \end{array}$  groups are attached to B, as well as to A, in the *o*-position, and therefore anthraquinone has the constitution represented above,

a conclusion which affords strong support to the above views regarding the constitution of anthracene.

Anthraquinone crystallises from glacial acetic acid in pale-yellow needles, melts at  $277^{\circ}$ , and sublimes very readily at higher temperatures in long, sulphur-yellow prisms; it is exceedingly stable, and is only with difficulty attacked by oxidising agents, by sulphuric acid, or by nitric acid. In all those properties which are connected with the presence of the two carbonyl-groups, anthraquinone resembles the aromatic ketones much more closely than the quinones. It has no smell, is by no means readily volatile, and is not reduced when treated with sulphurous acid; unlike quinone, therefore, it is not an oxidising agent. When treated with more powerful reducing agents, however, it is converted into

*oxanthranol*,  $\text{C}_6\text{H}_4 \begin{array}{c} \text{CO} \\ \diagup \quad \diagdown \\ \text{CH(OH)} \end{array} \text{C}_6\text{H}_4$ , one of the  $\text{CO} \begin{array}{c} \diagup \quad \diagdown \end{array}$  groups becoming  $\begin{array}{c} \diagup \text{CH} \cdot \text{OH} \end{array}$ , just as in the reduction of ketones; on further reduction the other  $\text{CO} \begin{array}{c} \diagup \quad \diagdown \end{array}$  group undergoes a similar change, but the product,  $\text{C}_6\text{H}_4 \begin{array}{c} \text{CH(OH)} \\ \diagup \quad \diagdown \\ \text{CH(OH)} \end{array} \text{C}_6\text{H}_4$ , loses one

molecule of water, yielding *anthranol*,  $\text{C}_6\text{H}_4 \begin{array}{c} \text{C(OH)} \\ \diagup \quad \diagdown \\ \text{CH} \end{array} \text{C}_6\text{H}_4$ ,

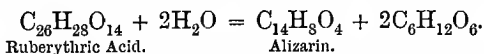
which is finally reduced to hydranthracene; when anthraquinone is distilled with zinc-dust, anthracene is produced. Anthraquinone is only slowly acted on by ordinary sulphuric acid even at  $250^{\circ}$ , yielding anthraquinone- $\beta$ -monosulphonic acid,  $\text{C}_6\text{H}_4 \begin{array}{c} \text{CO} \\ \diagup \quad \diagdown \\ \text{CO} \end{array} \text{C}_6\text{H}_3 \cdot \text{SO}_3\text{H}$ ; but when heated with a large excess of anhydrosulphuric acid at  $160$ – $170^{\circ}$ , it yields a mixture of disulphonic acids,  $\text{C}_{14}\text{H}_6\text{O}_2(\text{SO}_3\text{H})_2$ .

Sodium anthraquinone-monosulphonate, which is used in such large quantities in the manufacture of alizarin (see below), is prepared by heating anthraquinone with an equal weight of anhydrosulphuric acid (containing 50 per cent. of  $\text{SO}_3$ ) in enamelled iron pots at  $160^{\circ}$ . The product is diluted with water, filtered from unchanged anthraquinone, and neutralised with soda; on cooling, sparingly soluble sodium anthraquinone-monosulphonate separates

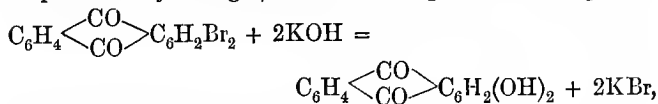
in glistening plates, and is collected in filter-presses. The more soluble sodium salts of the anthraquinone-disulphonic acids, which are always formed at the same time, remain in solution.

*Test for Anthraquinone.*—When a trace of finely-divided anthraquinone is mixed with dilute soda, a little zinc-dust added, and the mixture heated to boiling, an intense red colouration is produced, but on shaking in contact with air, the solution is decolourised; in this reaction oxanthranol is formed, and this substance dissolves in the alkali, forming a deep-red solution; on shaking with air, however, it is oxidised to anthraquinone, which separates as a white flocculent precipitate.

**Alizarin**,  $C_6H_4 \begin{smallmatrix} \diagup CO \\ \diagdown CO \end{smallmatrix} C_6H_2(OH)_2$ , or  $\alpha\beta$ -dihydroxyanthraquinone, occurs in madder (the root of *Rubia tinctorum*), a substance which has been used from the earliest times for dyeing purposes, and which owes its tinctorial properties to two substances, alizarin and purpurin (see below), both of which are present in the root in the form of glucosides. *Ruberythric acid*, the glucoside of alizarin, is decomposed when boiled with acids, or when the madder extract is allowed to undergo fermentation, with formation of alizarin and two molecules of dextrose,



A dye of such great importance as alizarin naturally attracted the attention of chemists, and many attempts were made to prepare it synthetically. This was first accomplished in 1868 by Graebe and Liebermann, who found that alizarin could be produced by fusing  $\alpha\beta$ -dibromanthraquinone\* with potash,

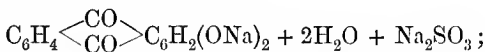
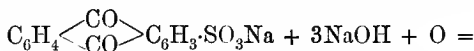


but the process was not a commercial success.

\* Obtained by heating anthraquinone with bromine and a trace of iodine in a sealed tube at 160°.

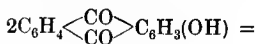
At the present day, however, the madder root is no longer used, and the whole of the alizarin of commerce is made from (coal-tar) anthracene in the following manner:

Anthracene is first oxidised to anthraquinone, and the latter is converted into anthraquinone- $\beta$ -sulphonic acid by the method already described (p. 464); the sodium salt of this acid is then fused with soda and a little potassium chlorate, and is thus converted into the sodium derivative of alizarin,

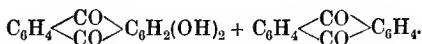


from this sodium salt the colouring matter itself is obtained by adding acid.

When anthraquinonesulphonic acid is fused with soda, the  $-\text{SO}_3\text{H}$  group is displaced by  $-\text{OH}$  in the usual manner, but the *hydroxyanthraquinone* thus produced is very readily converted into alizarin by the further action of the soda, part of it being reduced to anthraquinone,



Hydroxyanthraquinone.



This regeneration of anthraquinone, and consequent diminished yield of alizarin, is prevented by the addition of the oxidising agent ( $\text{KClO}_3$ ); the operation is usually conducted as follows:

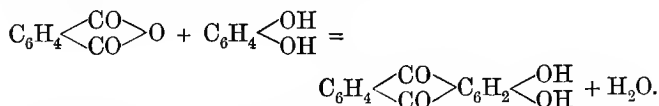
Sodium anthraquinonesulphonate (100 parts) is heated in a closed iron cylinder, fitted with a stirrer, with soda (300 parts) and potassium chlorate (14 parts), for two days at  $180^\circ$ . The dark-violet product, which consists of the sodium salt of alizarin, is dissolved in water, the solution filtered if necessary, and the alizarin precipitated by the addition of hydrochloric acid. The yellowish crystalline precipitate is collected in filter-presses, washed well with water, and sent into the market in the form of a 10 or 20 per cent. paste. From this product alizarin is obtained in a pure state by recrystallisation from toluene, or by sublimation.

Alizarin crystallises and sublimes in dark-red prisms, which melt at  $282^\circ$ , and are almost insoluble in water, but

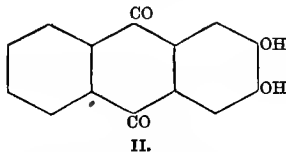
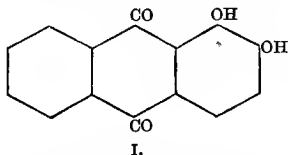
moderately soluble in alcohol. It is a dihydroxy-derivative of anthraquinone, and has therefore the properties of a dihydric phenol; it dissolves in potash and soda, forming metallic derivatives of the type  $C_6H_4 \begin{smallmatrix} \diagup CO \diagdown \\ \diagdown CO \diagup \end{smallmatrix} C_6H_2(OM)_2$ , which are soluble in water, yielding intensely reddish-violet solutions. With acetic anhydride it gives a *diacetate*,  $C_{14}H_6O_2(C_2H_3O_2)_2$ , melting at  $180^\circ$ , and when distilled with zinc-dust, it is reduced to anthracene.

The value of alizarin as a dye lies in the fact that it yields magnificently coloured insoluble compounds (called 'lakes') with certain metallic oxides; the ferric compound, for example, is violet black, the lime compound blue, and the tin and aluminium compounds different shades of red (Turkey-red). A short account of the methods used in dyeing with alizarin is given later (p. 504).

*Constitution of Alizarin.*—Alizarin may be synthetically prepared by heating a mixture of phthalic anhydride and catechol with sulphuric acid at  $150^\circ$ ,



As catechol is *o*-dihydroxybenzene, it follows that the two hydroxyl-groups in alizarin must be in the *o*-position to one another, and this substance must, therefore, be represented by one of the following formulæ:



Now alizarin yields two ( $\alpha^1$  and  $\beta^1$ ) isomeric mono-nitro-derivatives,  $C_6H_4 \begin{smallmatrix} \diagup CO \diagdown \\ \diagdown CO \diagup \end{smallmatrix} C_6H(OH)_2.NO_2$ , both of which

contain the nitro-group in the same nucleus as the two hydroxyl-groups.

The constitution of alizarin must, therefore, be represented by formula I., as a substance having the constitution II. could only yield one such nitro-derivative, and this formula has been shown to be correct in many other ways which cannot be discussed here.

Besides alizarin, several other dihydroxy- and also trihydroxy-anthraquinones have been obtained, but only those are of value as dyes which contain two hydroxyl-groups in the same positions as in alizarin; two such derivatives, which possess very valuable dyeing properties, may be mentioned.

*Purpurin*,  $C_6H_4 \begin{smallmatrix} \diagup CO \diagdown \\ \diagdown CO \diagup \end{smallmatrix} C_6H(OH)_3$ , or  $\alpha\beta\alpha^1$ -trihydroxyanthraquinone, is contained in madder root, in the form of a glucoside, and may be artificially prepared by oxidising alizarin with manganese dioxide and sulphuric acid. It crystallises in deep-red needles, melts at  $252^\circ$ , and gives, with alumina mordants, a much yellower shade of red than alizarin, and is now used on the large scale for the production of brilliant reds.

*Anthrapurpurin*,  $C_6H_3(OH) \begin{smallmatrix} \diagup CO \diagdown \\ \diagdown CO \diagup \end{smallmatrix} C_6H_2 \begin{smallmatrix} \diagup OH(\alpha) \diagdown \\ \diagdown OH(\beta) \diagup \end{smallmatrix}$ , is isomeric with purpurin, and is manufactured by fusing anthraquinone-disulphonic acid,  $C_6H_3(SO_3H) \begin{smallmatrix} \diagup CO \diagdown \\ \diagdown CO \diagup \end{smallmatrix} C_6H_3 \cdot SO_3H$ , with soda and potassium chlorate (see alizarin, p. 466). It crystallises in yellowish-red needles, melts at  $330^\circ$ , and is very largely employed in dyeing yellow shades of Turkey-red.

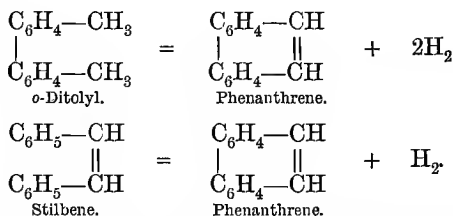
**Phenanthrene**,  $C_{14}H_{10}$ , an isomeride of anthracene, is a hydrocarbon of considerable theoretical interest, although it has no commercial value. It occurs in large quantities in '50 per cent. anthracene,' from which it may be extracted as already described (p. 457). The resulting crude phenanthrene is converted into the picrate (see below), which is first recrystallised from alcohol, to free it from anthracene picrate, and then decomposed by ammonia, the hydrocarbon being finally purified by recrystallisation.

Phenanthrene crystallises in glistening needles, melts at

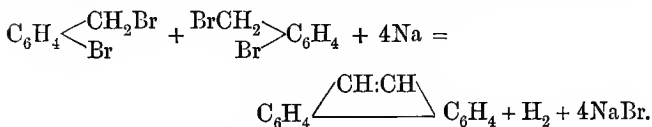


99°, and distils at about 340°; it is readily soluble in alcohol, ether, and benzene. When oxidised with chromic acid, it is first converted into *phenanthraquinone*,  $C_{14}H_8O_2$ , isomeric with anthraquinone, and then into *diphenic acid*,  $C_{14}H_{10}O_4$ . This acid is decomposed on distillation with lime, yielding carbon dioxide and *diphenyl* (p. 340); it is therefore *diphenyl-dicarboxylic acid*,  $COOH \cdot C_6H_4 \cdot C_6H_4 \cdot COOH$ , and its formation from phenanthrene shows that the latter is also a derivative of diphenyl.

Further evidence as to the constitution of phenanthrene is obtained by studying its methods of formation. It is formed, for example, on passing *o*-ditolyl (prepared from *o*-bromotoluene and sodium) or *stilbene*\* through a red-hot tube, and the simplest manner of expressing these two reactions is the following:



Again, phenanthrene is formed, together with anthracene, by the action of sodium on *o*-bromobenzyl bromide (p. 461),



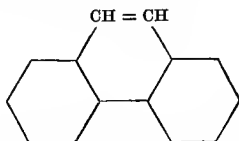
\* *Stilbene*, or *diphenylethylene*,  $C_6H_5 \cdot CH:CH \cdot C_6H_5$ , may be prepared by acting on benzal chloride (p. 349) with sodium,



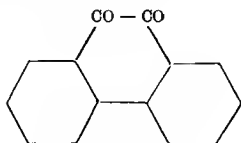
It crystallises in colourless needles, melts at 120°, and, like ethylene, combines with two atoms of bromine, forming *stilbene dibromide*,



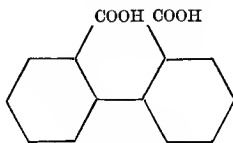
For these and many other reasons, the constitution of phenanthrene is expressed by the formula,



When the hydrocarbon is oxidised to phenanthraquinone, the group  $-\text{CH}=\text{CH}-$  becomes  $-\text{CO}-\text{CO}-$ , and, on further oxidation to diphenic acid, this group is converted into two carboxyl-groups,



Phenanthraquinone.



Diphenic Acid.

**Phenanthraquinone,**  $\begin{array}{c} \text{C}_6\text{H}_4-\text{CO} \\ | \quad | \\ \text{C}_6\text{H}_4-\text{CO} \end{array}$ , like anthraquinone, is

formed by oxidising the hydrocarbon with chromic acid. It crystallises from alcohol in orange needles, and melts at  $198^\circ$ . In chemical properties it shows little resemblance to anthraquinone, but is closely related to  $\beta$ -naphthaquinone (p. 456), and is, like the latter, an ortho-diketone (ortho-quinone); it is readily reduced by sulphurous acid to *dihydroxyphenanthrene*,  $\text{C}_{14}\text{H}_8(\text{OH})_2$ , and it combines with sodium bisulphite, forming a soluble *bisulphite* compound,  $\text{C}_{14}\text{H}_8\text{O}_2, \text{NaHSO}_3 + 2\text{H}_2\text{O}$ ; with hydroxylamine it yields a *dioxime*,  $\text{C}_{12}\text{H}_8(\text{C:NOH})_2$ . The hydroxy-derivatives of phenanthraquinone, unlike those of anthraquinone, possess no tinctorial properties.

Phenanthraquinone may be readily detected by dissolving a small quantity (0.1 gram) in glacial acetic acid (20 c.c.), adding a few drops of commercial toluene, and then mixing the well-cooled solution with sulphuric acid (1 c.c.). After standing for a few minutes, the bluish-green liquid is poured into water and shaken with ether, when the ether acquires an intense reddish-violet colouration

(Lanbenheimer's reaction). Like the indophenin reaction, this test depends on the formation of a colouring matter containing sulphur, produced by the condensation of the phenanthraquinone with the *thiotolene*,  $C_4H_3S(CH_3)$ , which is contained in the crude toluene (p. 334).

**Diphenic acid**,  $\begin{matrix} C_6H_4-COOH \\ | \\ C_6H_4-COOH \end{matrix}$ , obtained by the oxidation of phenanthrene or of phenanthraquinone with chromic acid, crystallises from water in needles, and melts at  $229^\circ$ . When heated with acetic anhydride it is converted into *diphenic anhydride*,  $C_{12}H_8 \begin{matrix} \diagup CO \\ \diagdown CO \end{matrix} O$  (m.p.  $217^\circ$ ).

This fact is remarkable, because it shows that in the case of derivatives of hydrocarbons which are composed of condensed benzene nuclei, the ortho-position is not the only one which allows of the formation of an anhydride. Naphthalic acid,  $C_{10}H_6(COOH)_2$ , a derivative of naphthalene in which the carboxyl-groups are in the 1:1'- or peri-position, also forms an anhydride.

## CHAPTER XXXII.

### PYRIDINE AND QUINOLINE.

Pyridine and quinoline are two very interesting aromatic bases, and many of their derivatives, more especially those which occur in nature, are well-known and important compounds.

Coal-tar, though consisting principally of hydrocarbons and phenols, contains also small quantities of pyridine, quinoline, and numerous other basic substances, such as aniline and isoquinoline; all these bases are dissolved, in the form of sulphates, in the purification of the hydrocarbons, &c., by treatment with sulphuric acid (compare p. 297), and, on afterwards adding excess of soda to the dark acid liquor, they separate again at the surface of the liquid in the form of a dark-brown oil. By repeated fractional distillation a partial

separation of the various constituents of this oil may be effected, and crude pyridine, quinoline, &c., may be obtained; on further purification by crystallisation of their salts, or in other ways, some of these bases may be prepared in a state of purity.

Another important source of these compounds is *bone-tar* or *bone-oil*, a dark-brown, unpleasant-smelling liquid formed during the dry distillation of bones in the preparation of bone-black (animal charcoal); this oil contains considerable quantities of pyridine and quinoline, and their homologues, as well as other bases, and these compounds may be extracted from it with the aid of sulphuric acid, and then separated in the manner mentioned above. Bone-oil, purified by distillation, was formerly used in medicine under the name of *Dippel's oil*.

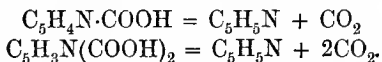
### *Pyridine and its Derivatives.*

**Pyridine**,  $C_5H_5N$ , is formed during the destructive distillation of a great variety of nitrogenous organic substances, hence its presence in coal-tar and in bone-oil; it is also formed when various alkaloids are distilled with potash.

It may be obtained synthetically by passing a mixture of acetylene and hydrogen cyanide through a red-hot tube, a reaction which is very similar to that which occurs in the formation of benzene from acetylene alone (p. 301),



Pyridine is conveniently prepared in small quantities by distilling nicotinic acid (p. 479), or other pyridinecarboxylic acids, with lime, just as benzene may be prepared from benzoic and phthalic acids in a similar manner,



For commercial purposes it is usually prepared by the fractional distillation of the basic mixture, which is separated from bone-oil or coal-tar as already described; the product

consists of pyridine, together with small quantities of its homologues.

Pyridine is a colourless, mobile liquid of sp. gr. 1.0033 at  $0^{\circ}$ ; it boils at  $115^{\circ}$ , is miscible with water in all proportions, and possesses a pungent and very characteristic odour. It is an exceedingly stable substance, as it is not attacked by boiling nitric or chromic acid, and only with difficulty by halogens; in the latter case, *substitution* products such as *monobromopyridine*,  $C_5H_4BrN$ , and *dibromopyridine*,  $C_5H_3Br_2N$ , are formed. If, however, a solution of pyridine in hydrochloric acid be treated with bromine, a crystalline, unstable, *additive* product,  $C_5H_5NBr_2$ , is precipitated, even from very dilute solutions, and the formation of this substance is sometimes used as a test for pyridine.

When treated with sodium and alcohol, pyridine is readily reduced, *piperidine* or *hexahydropyridine* (p. 476) being formed,



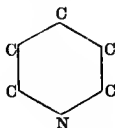
Pyridine is a strong base; like the amines, it turns red litmus blue, and combines with acids to form crystalline salts, such as the *hydrochloride*,  $C_5H_5N.HCl$ , and the *sulphate*,  $(C_5H_5N)_2.H_2SO_4$ . The *platinochloride*,  $(C_5H_5N)_2.H_2PtCl_6$ , crystallises in orange-yellow needles, and is readily soluble in water; when, however, its solution is boiled, a very sparingly soluble yellow salt,  $(C_5H_5N)_2PtCl_4$ , separates, a fact which may be made use of for the detection of pyridine even when only small quantities of the base are available. Another test for pyridine (and its homologues) consists in heating a few drops of the base in a test tube with methyl iodide, when a vigorous reaction takes place, and a yellowish *additive* product, *pyridine methiodide*,  $C_5H_5N.CH_3I$ , is produced; if a piece of solid potash be now added, and the contents of the tube again heated, a most pungent and exceedingly disagreeable smell is at once noticed.

*Constitution.*—Although pyridine is a powerful base, having

a pungent odour, and turning red litmus blue, properties which suggest some relation to the fatty amines, a careful consideration of its molecular formula and chemical behaviour shows at once that it is not analogous to the fatty amines in constitution. It is not a primary, nor a secondary amine, because it does not give the carbylamine reaction, and is not acted on by nitrous acid, and it cannot possibly be a tertiary fatty amine, because no reasonable constitutional formula based on this view could be constructed. If, moreover, it be borne in mind that pyridine is extremely stable, the probability of its being a fatty (open-chain) compound at all seems very remote, because if it were, it would be highly unsaturated, and should be readily oxidised and resolved into simpler substances. The grounds for doubting its relation to any fatty compound are, in fact, much the same as those which led to the conclusion that the constitution of benzene is totally different from that of dipropargyl (p. 304).

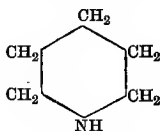
Comparing now the properties of pyridine with those of aromatic compounds, a general analogy is at once apparent; in spite of its great stability, pyridine is really an unsaturated compound, and, like benzene, naphthalene, and other closed-chain compounds, it yields *additive* products under certain conditions, although as a rule it gives *substitution* products.

Considerations such as these led to the conclusion, suggested by Körner in 1869, that pyridine, like benzene, contains a closed-chain or nucleus, as represented by the following formula,

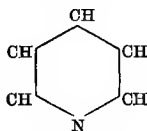


and this view has since been confirmed in a great many ways, notably in the following manner: Piperidine, or hexahydro-pyridine, the compound which is formed by the reduction of

pyridine, and which is reconverted into the latter on oxidation with sulphuric acid (p. 477), has been prepared synthetically by a method (p. 478) which shows it to have the constitution (I.); pyridine, therefore, has the constitution (II.), the relation between the two compounds being the same as that between benzene and hexahydrobenzene.



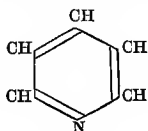
Piperidine (I.).



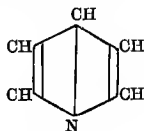
Pyridine (II.).

That the constitution of pyridine is represented by this formula (II.) is also established by a study of the isomerism of pyridine derivatives, and by its relation to quinoline (p. 482); it must, therefore, be regarded as derived from benzene by the substitution of trivalent nitrogen  $N \leq$  for one of the  $CH \leq$  groups.

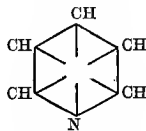
The exact nature of the union of the nitrogen and carbon atoms is not known, and as in the case of benzene, several methods of representation (some of which are shown below) have been suggested; of these, the centric formula is perhaps the best, for reasons similar to those already mentioned in discussing the constitution of benzene (pp. 306, 307).



Körner.



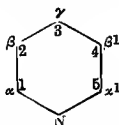
Dewar.



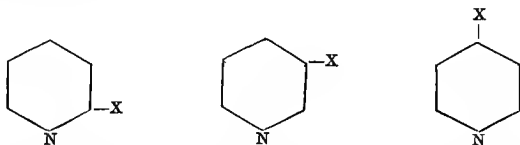
Centric Formula.

*Isomerism of Pyridine Derivatives.*—The *mono*-substitution products of pyridine, as, for example, the methylpyridines or picolines, exist in *three* isomeric forms; this fact is clearly in accordance with the accepted constitutional formula for pyridine, in which, for the sake of reference, the carbon

atoms may be numbered or lettered in the following manner, the symbols C and H being omitted as usual :



These substitution products, being formed by the displacement of any one of the five hydrogen atoms, it is evident that the following three (but not more than three), isomerides may be obtained :



The positions  $\alpha\alpha^1$  (or 1, 5) are identical, and so also are the positions  $\beta\beta^1$  (or 2, 4), but the position  $\gamma$  (or 3) is different from any of the others.

The *di*-substitution products exist theoretically in *six* isomeric forms, the positions of the substituents in the several isomerides being as follows :

1:2, 1:3, 1:4, 1:5, 2:3, 2:4.

All other positions are identical with one of these; 4:5, for example, is the same as 1:2, and 3:4 is identical with 2:3.

As regards the isomerism of its derivatives, pyridine may be conveniently compared with a mono-substitution product of benzene—aniline, for example—the effect of substituting a nitrogen atom for one of the  $\text{CH}<$  groups in benzene being the same, in this respect, as that of displacing one of the hydrogen atoms by some substituent.

*Derivatives of Pyridine.*—**Piperidine**, or hexahydropyridine,  $\text{C}_5\text{H}_{10}\text{NH}$ , is formed, as already stated, when pyridine is reduced with sodium and alcohol; it is usually prepared from pepper, which contains the alkaloid *piperine* (p. 490), a



substance which is decomposed by boiling alkalies yielding piperidine and piperic acid.

Powdered pepper is extracted with alcohol, the filtered solution evaporated, and the residue distilled with potash; after neutralising with hydrochloric acid, the distillate is evaporated to dryness, and the residue extracted with hot alcohol to separate the piperidine hydrochloride from the ammonium chloride which is always present. The filtered alcoholic solution is then evaporated, the residue distilled with solid potash, and the crude piperidine purified by fractional distillation over potash.

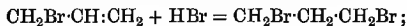
Piperidine is a colourless liquid, boiling at  $106^{\circ}$ , and is miscible with water in all proportions, heat being developed; it has a very penetrating odour, recalling that of pepper. Like pyridine, it is a very strong base, turns red litmus blue, and combines with acids forming crystalline salts; when heated with concentrated sulphuric acid at  $300^{\circ}$ , it loses six atoms of hydrogen, and is converted into pyridine, part of the sulphuric acid being reduced to sulphur dioxide.

Piperidine behaves like a secondary amine towards nitrous acid, and yields *nitroso-piperidine*,  $C_5H_{10}N \cdot NO$ , an oil, boiling at  $218^{\circ}$ ; like secondary amines, moreover, it interacts with methyl iodide, giving *methylpiperidine*,  $C_5H_{10}N \cdot CH_3$ ; it is, therefore, a secondary base (compare p. 483).

The important synthesis of piperidine, which has already been referred to as establishing the constitution of the base, and also that of pyridine, was accomplished by Ladenburg in the following way: *Trimethylene bromide*\* is heated with potassium cyanide in alcoholic solution, and thus converted into *trimethylene cyanide*,

$Br \cdot CH_2 \cdot CH_2 \cdot CH_2 \cdot Br + 2KCN = CN \cdot CH_2 \cdot CH_2 \cdot CH_2 \cdot CN + 2KBr$ ,  
a substance which, on reduction with sodium and alcohol,

\* *Trimethylene bromide*,  $C_3H_6Br_2$ , is prepared by treating allyl bromide (part i. p. 255) with concentrated hydrobromic acid,

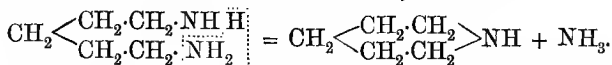


it is a heavy, colourless oil, and boils at  $164^{\circ}$ .

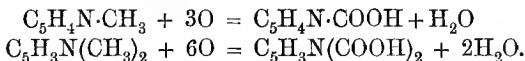
yields *pentamethylene diamine*, just as methyl cyanide under similar conditions yields ethylamine,



during this reduction process, some of the pentamethylene diamine is decomposed into piperidine and ammonia, and the same change occurs, but much more completely, when the hydrochloride of the diamine is distilled,



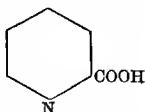
*Homologues of Pyridine.*—The alkyl-derivatives of pyridine occur in coal-tar and bone-oil, and are, therefore, present in the crude pyridine obtained from the mixture of bases in the manner referred to above; they can only be isolated by repeated fractional distillation and subsequent crystallisation of their salts. The three ( $\alpha$ ,  $\beta$ ,  $\gamma$ ) isomeric *methylpyridines* or *picolines*,  $\text{C}_5\text{H}_4\text{N} \cdot \text{CH}_3$ , the six isomeric *dimethylpyridines* or *lutidines*,  $\text{C}_5\text{H}_3\text{N}(\text{CH}_3)_2$ , and the *trimethylpyridines* or *collidines*,  $\text{C}_5\text{H}_2\text{N}(\text{CH}_3)_3$ , resemble the parent base in most ordinary properties, but, unlike the latter, they undergo oxidation more or less readily on treatment with nitric acid or potassium permanganate, and are converted into pyridine-carboxylic acids, just as the homologues of benzene yield benzenecarboxylic acids, the alkyl-groups or side-chains being oxidised to carboxyl-groups,



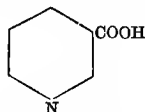
This behaviour is of great use in determining the positions of the alkyl-groups in these homologues of pyridine, because the carboxylic acids into which they are converted are easily isolated, and are readily identified by their melting-points and other properties.

The *pyridinecarboxylic acids* are perhaps, as a class, the most important derivatives of pyridine, chiefly because they are obtained as decomposition products on oxidising many of the alkaloids.

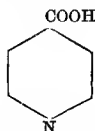
The three ( $\alpha$ ,  $\beta$ ,  $\gamma$ ) *monocarboxylic acids* may be prepared by oxidising the corresponding picolines or methylpyridines (see above) with potassium permanganate. The  $\alpha$ -carboxylic acid is usually known as *picolinic acid*, because it was first prepared from  $\alpha$ -picoline ( $\alpha$ -methylpyridine), whereas the  $\beta$ -compound is called *nicotinic acid*, because it was first obtained by the oxidation of nicotine (p. 489); the third isomeride—namely, the  $\gamma$ -carboxylic acid, is called *isonicotinic acid*, and is the oxidation product of  $\gamma$ -picoline.



Picolinic Acid, or  
Pyridine- $\alpha$ -carboxylic Acid  
(m.p. 136°).



Nicotinic Acid, or  
Pyridine- $\beta$ -carboxylic Acid  
(m.p. 229°).



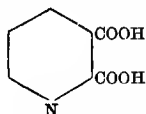
Isonicotinic Acid, or  
Pyridine- $\gamma$ -carboxylic Acid  
(sublimes without melting).

These monocarboxylic acids are all crystalline and soluble in water; they have both basic and acid properties, and form salts with mineral acids as well as with bases, a behaviour which is similar to that of glycine (part i. p. 292).

The  $\alpha$ -carboxylic acid, and all other pyridinecarboxylic acids which contain a carboxyl-group in the  $\alpha$ -position (but only such), give a red, or yellowish-red colouration with ferrous sulphate, a reaction which is of great value in determining the positions of the carboxyl-groups in such compounds.

A carboxyl-group in the  $\alpha$ -position, moreover, is usually very readily eliminated on heating; picolinic acid, for example, is much more readily converted into pyridine than nicotinic or isonicotinic acid.

*Quinolinic acid*,  $C_5H_3N(COOH)_2$  (pyridine- $\alpha\beta$ -dicarboxylic acid),



a compound produced by the oxidation of quinoline with

potassium permanganate, is the most important of the six isomeric dicarboxylic acids. It crystallises in colourless prisms, is only sparingly soluble in water, and gives, with ferrous sulphate, an orange colouration, one of the carboxyl-groups being in the  $\alpha$ -position. When heated at  $190^\circ$  it decomposes into carbon dioxide and nicotinic acid, a fact which shows that the second carboxyl-group is in the  $\beta$ -position. On distillation with lime, quinolinic acid, like all pyridinecarboxylic acids, is converted into pyridine.

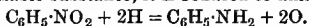
In its behaviour when heated alone, quinolinic acid differs in a marked manner from phthalic acid—the corresponding benzenedicarboxylic acid—as the latter is converted into its anhydride (p. 426); nevertheless, when heated with acetic anhydride, quinolinic acid gives an anhydride,  $C_5H_3N \begin{smallmatrix} \diagup CO \diagdown \\ \diagdown CO \diagup \end{smallmatrix} O$ , a colourless, crystalline substance, melting at  $134^\circ$ . This fact shows that the carboxyl-groups are united with carbon atoms, which are themselves directly united (as in the case of phthalic acid), and is further evidence in support of the constitutional formula given above.

### *Quinoline.*

**Quinoline**,  $C_9H_7N$ , occurs, together with isoquinoline, in that fraction of coal-tar and bone-oil bases (p. 472) which is collected between  $236$  and  $243^\circ$ , but as it is difficult to obtain the pure substance from this mixture, quinoline is usually prepared synthetically, by a method devised by Skraup. For this purpose a mixture of aniline and glycerol is heated with a dehydrating agent (sulphuric acid) and an oxidising agent, such as nitrobenzene.\*

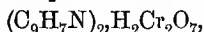
A mixture of aniline (38 parts), concentrated sulphuric acid (100 parts), nitrobenzene (24 parts), and glycerol (120 parts), is cautiously heated (with reflux apparatus) on a sand-bath, and after the violent reaction which soon sets in has subsided, the mixture is kept boiling

\* Nitrobenzene is often employed as a mild oxidising agent, as, in presence of an oxidisable substance, it is reduced to aniline,



for about four hours. It is then cooled, diluted with water, and the unchanged nitrobenzene separated by distillation in steam; soda is then added in excess to liberate the quinoline from its sulphate, and the mixture is again steam-distilled. The quinoline in the receiver is finally separated with the aid of a funnel, dried over solid potash, and purified by fractional distillation.

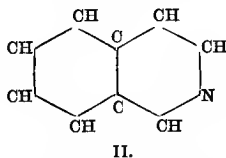
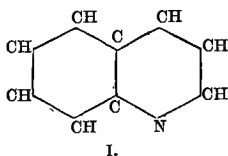
Quinoline is a colourless, highly refractive oil, of sp. gr. 1.095 at 20°, and boils at 239°. It has a peculiar characteristic smell, and is sparingly soluble in water, but it dissolves freely in dilute acids, forming crystalline salts, such as the *hydrochloride*,  $C_9H_7N.HCl$ , the *sulphate*,  $(C_9H_7N)_2.H_2SO_4$ , &c. It also forms double salts, of which the *platinochloride*,  $(C_9H_7N)_2.H_2PtCl_6 + 2H_2O$ , and the *bichromate*,



may be mentioned; the latter, prepared by adding potassium bichromate to a solution of quinoline hydrochloride, crystallises from water, in which it is only sparingly soluble, in glistening yellow needles, melting at 164–167°.

Quinoline is a *tertiary* base (compare p. 484), and combines, with methyl iodide, to form the additive product, *quinoline methiodide*,  $C_9H_7N.CH_3I$ .

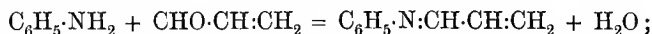
*Constitution.*—As the relation between pyridine,  $C_5H_5N$ , and quinoline,  $C_9H_7N$ , on the one hand, is much the same as that between benzene,  $C_6H_6$ , and naphthalene,  $C_{10}H_8$ , on the other, both as regards chemical behaviour and molecular composition (the difference being  $C_4H_2$  in both cases), it might be assumed that quinoline is derived from pyridine, just as naphthalene is derived from benzene; consequently the constitution of quinoline might be expressed by one of the following formulæ:



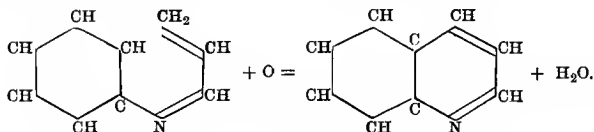
Now, quinoline differs from pyridine, just as naphthalene

differs from benzene, in being much more readily oxidised, and when heated with potassium permanganate it yields quinolinic acid,  $C_5H_3N(COOH)_2$ , a derivative of pyridine (p. 479); this fact proves that quinoline contains a pyridine nucleus; but it also contains a benzene nucleus, as is shown by its formation from aniline by Skraup's method. Its constitution must, therefore, be expressed by one of the above formulæ, as these facts admit of no other interpretation. As, moreover, the carboxyl-groups in quinolinic acid are in the  $\alpha:\beta$ -position (compare p. 480), formula II. is inadmissible, a conclusion which is obviously necessary to explain the formation of quinoline from aniline. For these and other reasons, the constitution of quinoline is represented by formula I. (the other expressing that of isoquinoline).

The formation of quinoline from aniline and glycerol may be explained as follows: The glycerol and sulphuric acid first interact, yielding acrolein (part i. pp. 249, 256), which then condenses with aniline (as do all aldehydes), forming *acrylaniline*,



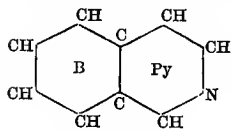
this substance, under the oxidising action of the nitrobenzene, loses two atoms of hydrogen, and is converted into quinoline,



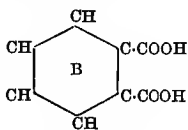
Many derivatives of quinoline may be obtained by Skraup's method, using derivatives of aniline instead of the base itself; when, for example, one of the three toluidines (p. 364) is employed, a *methylquinoline* is formed, the position of the methyl-group—which is, of course, united with the benzene and not with the pyridine nucleus—depending on which of the toluidines is taken.

*Isoquinoline*,  $C_9H_7N$ , occurs in coal-tar quinoline, and may be isolated by converting the fraction of the mixed bases, boiling at  $236-243^\circ$ , into the acid sulphates,  $C_9H_7N, H_2SO_4$ , and recrystallising these salts from alcohol (88 per cent.) until the crystals melt at  $205^\circ$ . The sulphate of isoquinoline thus obtained is decomposed by potash, and the base purified by distillation. Isoquinoline is very like quinoline in chemical properties, but it is solid, and melts at  $22^\circ$ ; its boiling-point,  $241^\circ$ , is also slightly higher than that of quinoline ( $239^\circ$ ).

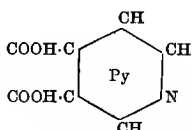
The constitution of isoquinoline is very clearly proved by its behaviour on oxidation with permanganate, when it yields both phthalic acid and *cinchomeric acid*,  $C_5H_3N(COOH)_2$ , or pyridine- $\beta\gamma$ -dicarboxylic acid; oxidation takes place, therefore, in two directions, in the one case the pyridine (Py), in the other the benzene (B), nucleus being broken up.



Isoquinoline.



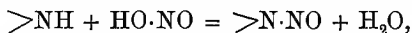
Phthalic Acid.



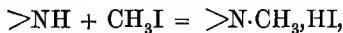
Cinchomeric Acid.

*Secondary and Tertiary Aromatic Bases.*—Compounds such as pyridine, piperidine, and quinoline, which owe their basic character to the presence of nitrogen forming part of a closed-chain or nucleus, are classed as secondary or tertiary bases, according as the nitrogen atom is combined with hydrogen, as well as with carbon, or only with the latter.

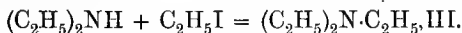
The *secondary* bases, such as piperidine, which contain an  $>NH$ -group, show in some respects the behaviour of secondary amines. When treated with nitrous acid they yield nitroso-derivatives (which give Liebermann's reaction),



and when warmed with an alkyl halogen compound, such as methyl iodide, they are converted into alkyl-derivatives by the *substitution* of an alkyl-group for the hydrogen atom of the  $>NH$ -group,



just as diethylamine, for example, interacts with ethyl iodide, giving triethylamine,

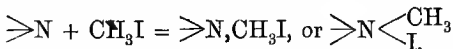


These alkyl-derivatives of the secondary bases are themselves tertiary bases, and have the property of forming *additive* products with alkyl halogen compounds, giving salts corresponding with the quaternary ammonium salts (part i. pp. 204, 205),



The hydrogen atom of the  $>\text{NH}$ -group in secondary bases is also displaceable by the acetyl-group and by other acid radicles.

The *tertiary* bases, such as pyridine and quinoline, in which the nitrogen atom is not directly united with hydrogen, behave in many respects like the tertiary amines; they do not yield nitroso- nor acetyl-derivatives, but when treated with an alkyl halogen compound they yield *additive* compounds, corresponding with the quaternary ammonium salts, without the formation of any intermediate product,



These differences in behaviour make it an easy matter to distinguish between secondary and tertiary aromatic bases of this class.

## CHAPTER XXXIII.

### ALKALOIDS.

The alkaloids, like the carbohydrates (part i. p. 259), do not form a well-defined group, this term being applied to nearly all *basic nitrogenous substances* which occur in plants, irrespective of any similarity in properties or constitution.

Most alkaloids are composed of carbon, hydrogen, oxygen, and nitrogen, and are crystalline and non-volatile, but a few,



notably coniine and nicotine, are composed of carbon, hydrogen, and nitrogen only, and are volatile liquids; with the exception of these liquid compounds, which are readily soluble, the alkaloids are usually sparingly soluble in water, but dissolve much more readily in alcohol, chloroform, ether, and other organic solvents; they are all soluble in acids, with which they usually form well-defined, crystalline salts. Many alkaloids have a very bitter taste, and are excessively poisonous; many, moreover, are extensively used in medicine, and their value in this respect can hardly be overrated.

Generally speaking, the alkaloids are tertiary aromatic bases, but, with few exceptions, their constitutions have not been established, owing partly to their complexity, partly to the difficulties which are experienced in resolving them into simpler compounds which throw any light on the structure of their molecules. Nevertheless, work has been done in this direction, and it is known that many alkaloids are derivatives of pyridine, or of quinoline, because they yield these bases, or their derivatives, when strongly heated with potash, and, on oxidation, usually with potassium permanganate, they give carboxylic acids of pyridine and quinoline.

It is a remarkable fact that by far the greater number of alkaloids contain one or two, sometimes three or more, methoxy-groups ( $-\text{O}\cdot\text{CH}_3$ ), united with a benzene nucleus (as in anisole,  $\text{C}_6\text{H}_5\cdot\text{O}\cdot\text{CH}_3$ , p. 392), and the determination of the number of such groups in the molecule is of the greatest importance in establishing the constitution of an alkaloid, because in this way some of the carbon and hydrogen atoms are at once disposed of. The method employed for this purpose depends on the fact that all substances containing methoxy-groups are decomposed by hydriodic acid, yielding methyl iodide and a hydroxy-compound (compare anisole) in accordance with the general equation,



by estimating the amount of methyl iodide obtained from a

known weight of a given compound, it is easy, therefore, to determine the number of methoxy-groups in the molecule.

This method was first applied by Zeisel, and is of general application, as it affords a means of accurately determining the number of methoxy-groups, not only in alkaloids, but in any other substances in which they occur; it is carried out as follows:

A distilling flask of about 35 c.c. capacity (A, fig. 20), with the side-tube bent as shown, and suspended in a beaker of glycerol, is fixed to the condenser (B) by means of a cork, and connected with an apparatus for generating carbon dioxide.

The condenser, through which water at 50° circulates from the bottle (C), is attached to the 'potash bulbs,' which contain water and about 0.5 gram of amorphous phosphorus; the bulbs are suspended in a beaker of water kept at 60°, and connected, as shown, with two flasks (D, E), containing respectively 50 c.c. and 25 c.c. of an alcoholic solution of silver nitrate (prepared by adding 100 c.c. of absolute alcohol to a solution of 5 grams of silver nitrate in 12 c.c. of water).

In carrying out the estimation, about 0.3 gram of the substance under examination is placed in the flask A, together with 10 c.c. of fuming hydriodic acid, and the temperature of the glycerol bath is gradually raised, until the acid just boils, carbon dioxide, at the rate of about 3 bubbles in 2 seconds, being passed all the time.

The methyl iodide thus formed is carried forward through the condenser into the 'potash bulbs,' where it is freed from hydriodic acid and from small quantities of iodine, which it always contains; it then passes into the alcoholic silver nitrate solution, and is decomposed with separation of silver iodide. The operation, which occupies about two hours, is at an end when the precipitate in the flask settles, and leaves a clear, supernatant liquid.

The contents of flask E are poured into 5 vols. of water and gently warmed; if, as is usually the case, no precipitation takes place after five minutes, the solution is neglected; if, however, a precipitate forms, it must be collected and added to that contained in flask D. The alcoholic liquid in flask D is decanted from the precipitate, mixed with water (300 c.c.) and a few drops of nitric acid, and heated to boiling until free from alcohol; any precipitate is then added to the main quantity, the whole digested for a few minutes with dilute nitric acid, collected on a filter, dried, and weighed.

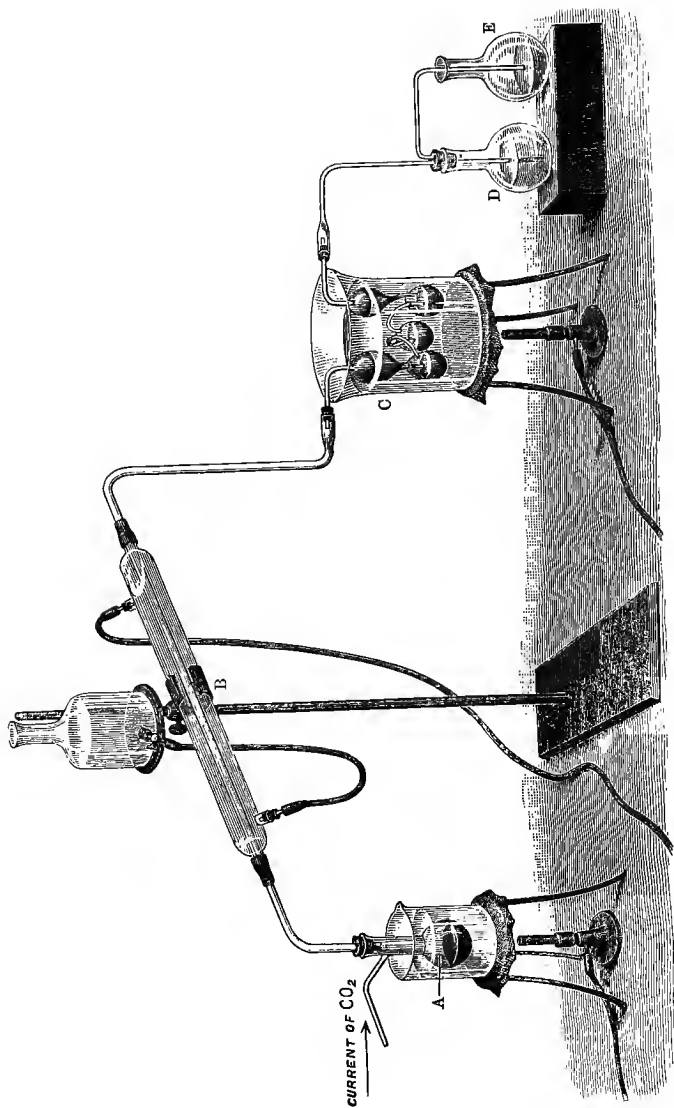


Fig. 20.

The extraction of alkaloids from plants, and their subsequent purification, are frequently matters of considerable difficulty, partly because in many cases a number of alkaloids occur together, partly because of the neutral and acid substances, such as the glucosides,\* sugars, tannic acid, malic acid, &c., which are often present in large quantities. Generally speaking, they may be extracted by treating the macerated plant or vegetable product with dilute acids, which dissolve out the alkaloids in the form of salts; the filtered solution may then be treated with soda to liberate the alkaloids, which, being sparingly soluble, are usually precipitated, and may be separated by filtration; if not, the alkaline solution is extracted with ether, chloroform, &c. The products are finally purified by recrystallisation, or in some other manner.

Most alkaloids give insoluble precipitates with a solution of tannic, picric, phosphomolybdic, or phosphotungstic acid, and with a solution of mercuric iodide in potassium iodide,† &c.; these reagents, therefore, are often used for their detection and isolation.

Only the more important alkaloids are described in the following pages.

### *Alkaloids derived from Pyridine.*

**Coniine**,  $C_8H_{17}N$ , one of the simplest known alkaloids, is contained in the seeds of the spotted hemlock (*Conium maculatum*), from which it may be prepared by distillation with soda.

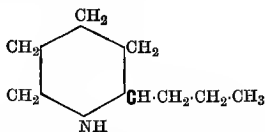
It is a colourless oil, boiling at  $167^\circ$ , and is readily soluble in water; it has a most penetrating odour, and turns brown

\* The term *glucoside* is applied to all those vegetable products which, on treatment with acids or alkalies, yield a sugar, or some closely allied carbohydrate and one or more other substances (which are frequently phenols or aromatic aldehydes) as decomposition products (compare amygdalin, p. 405; salicin, p. 404; ruberythric acid, p. 465, &c.).

† For the preparation of these solutions larger works must be consulted. In cases of alkaloid poisoning it is usual, after using the stomach-pump, to wash out the stomach with dilute tannic acid, or to administer strong tea (which contains tannin), in order to render the alkaloids insoluble, and, therefore, harmless.

on exposure to air. Coniine is a strong base, and combines with acids to form salts, such as the *hydrochloride*,  $C_8H_{17}N, HCl$ , which are readily soluble in water; both the base and its salts are exceedingly poisonous, a few drops of the pure substance causing death in a short time by paralysing the muscles of respiration.

Ladenburg has shown that coniine is dextrorotatory  $\alpha$ -propyl-piperidine,



and has succeeded in preparing it synthetically, the first instance of the synthesis of an optically active alkaloid.

$\alpha$ -Propylpiperidine contains an asymmetric carbon atom (shown in heavy type—compare p. 533), and, therefore, like lactic acid, it exists in three modifications, all of which have been synthetically prepared; the racemic modification may be separated into the two optically active compounds by crystallisation of its tartrate (compare p. 544).

**Nicotine**,  $C_{10}H_{14}N_2$ , is present in the leaves of the tobacco plant (*Nicotiana tabacum*), combined with malic or citric acid.

Tobacco leaves are extracted with boiling water, the extract concentrated, mixed with milk of lime, and distilled; the distillate is acidified with oxalic acid, evaporated to a small bulk, decomposed with potash, and the free nicotine extracted with ether. The ethereal solution, on evaporation, deposits the crude alkaloid, which is purified by distillation in a stream of hydrogen.

Nicotine is a colourless oil, which boils at  $241^\circ$ , possesses a very pungent odour, and rapidly turns brown on exposure to air; it is readily soluble in water and alcohol. It is a strong di-acid base, and forms crystalline salts, such as the *hydrochloride*,  $C_{10}H_{14}N_2, 2HCl$ ; it combines directly with two molecules of methyl iodide, yielding *nicotine dimethiodide*,  $C_{10}H_{14}N_2, 2CH_3I$ , a fact which shows that it is a di-tertiary base (p. 484). When oxidised with chromic acid, it yields

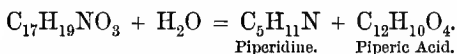
nicotinic acid (pyridine- $\beta$ -carboxylic acid, p. 479); it is, therefore, a pyridine-derivative, but its constitution has not yet been determined.

Nicotine is exceedingly poisonous, two or three drops taken into the stomach being sufficient to cause death in a few minutes. It shows no very characteristic reactions, but its presence may be detected by its extremely pungent odour (which recalls that of a foul tobacco pipe).

**Piperine**,  $C_{17}H_{19}NO_3$ , occurs to the extent of about 8–9 per cent. in pepper, especially in black pepper (*Piper nigrum*), from which it is easily extracted.

The pepper is powdered and warmed with milk of lime for 15 minutes; the mixture is then evaporated to dryness on a water-bath, extracted with ether, the ethereal solution evaporated, and the residual crude piperine purified by recrystallisation from alcohol.

It crystallises in prisms, melts at  $128^\circ$ , and is almost insoluble in water; it is only a very weak base, and when heated with alcoholic potash, it is decomposed into piperidine (p. 476) and piperic acid,

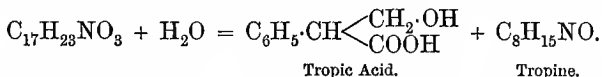


**Atropine**, or daturine,  $C_{17}H_{23}NO_3$ , does not occur in nature, although it is prepared from the deadly nightshade (*Atropa belladonna*). This plant contains two isomeric and closely related alkaloids *hyoscyamine* and *hyoscine*, and the former readily undergoes intramolecular change into atropine on treatment with bases.

The plant is pressed, the juice mixed with potash, and extracted with chloroform (1 litre of juice requires 4 grams of potash and 30 grams of chloroform); the chloroform is then evaporated, the atropine extracted from the residue with dilute sulphuric acid, the solution treated with potassium carbonate, and the precipitated alkaloid recrystallised from alcohol.

It crystallises from dilute alcohol in glistening prisms, and melts at  $115^\circ$ ; it is readily soluble in alcohol, ether, and chloroform, but almost insoluble in water. When boiled

with baryta water it is readily hydrolysed, yielding *tropic acid* and a base called *tropine*, which is a derivative of pyridine,



Atropine is a strong base, and forms well-characterised salts, of which the *sulphate*,  $(\text{C}_{17}\text{H}_{23}\text{NO}_3)_2\cdot\text{H}_2\text{SO}_4$ , is readily soluble, and, therefore, most commonly used in medicine; both the base and its salts are excessively poisonous, 0.05—0.2 gram causing death. Atropine sulphate is largely used in ophthalmic surgery, owing to the remarkable property which it possesses of dilating the pupil when its solution is placed on the eye.

*Test for Atropine.*—If a trace of atropine be moistened with fuming nitric acid, and evaporated to dryness on a water-bath, it yields a yellow residue, which, on the addition of alcoholic potash, gives an intense violet solution, the colour gradually changing to red.

**Cocaine**,  $\text{C}_{17}\text{H}_{21}\text{NO}_4$ , and several other alkaloids of less importance, are contained in coca leaves (*Erythroxylon coca*).

The coca leaves are extracted with hot water (80°), the solution mixed with lead acetate (in order to precipitate tannin, &c.), filtered, and the lead in the filtrate precipitated with sodium sulphate; the solution is then rendered alkaline with soda, the cocaine extracted with ether, and purified by recrystallisation from alcohol.

Cocaine crystallises in colourless prisms, melts at 98°, and is sparingly soluble in water; it forms well-characterised salts, of which the *hydrochloride*,  $\text{C}_{17}\text{H}_{21}\text{NO}_4\cdot\text{HCl}$ , is most largely used in medicine. Cocaine is a very valuable local anæsthetic, and is used in minor surgical operations, as its local application takes away all sensation of pain; it is, however, poisonous, one grain injected subcutaneously having been attended with fatal results.

When heated with acids or alkalies, cocaine is readily hydrolysed with formation of benzoic acid, methyl alcohol, and ecgonine (a derivative of tetrahydropyridine),



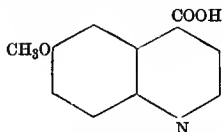
*Alkaloids derived from Quinoline.*

**Quinine**,  $C_{20}H_{24}N_2O_2$ , cinchonine (see below), and several other allied alkaloids, occur in all varieties of cinchona-bark, some of which contain as much as 3 per cent. of quinine. The alkaloids are contained in the bark, combined with tannic and quinic acids.\*

The powdered bark is extracted with dilute sulphuric acid, and the solution of the sulphates precipitated with soda. The crude mixture of alkaloids thus obtained is dissolved in alcohol, the solution neutralised with sulphuric acid, and the sulphates, which are deposited, repeatedly recrystallised from water. Quinine sulphate is the least soluble, and separates out first, the sulphates of cinchonine and the other alkaloids remaining in solution; from the pure sulphate, quinine may be obtained as an amorphous powder by adding ammonia.

Quinine crystallises in silky needles, melts at  $177^\circ$ , and is only very sparingly soluble in water; it is only a feeble di-acid base, and generally forms acid salts, such as the *sulphate*,  $(C_{20}H_{24}N_2O_2)_2 \cdot H_2SO_4 + 8H_2O$ ; many of its salts are soluble in water, and much used in medicine as tonics, and for lowering the temperature in cases of fever, &c.

Quinine is a di-tertiary base, because it combines with methyl iodide to form *quinine dimethiodide*,  $C_{20}H_{24}N_2O_2(CH_3I)_2$ ; it is a derivative of quinoline, because, on oxidation with chromic acid, it yields *quininic acid* (methoxyquinoline- $\gamma$ -carboxylic acid),



Quinine appears to be methoxy-cinchonine, and that it contains one methoxy-group, has been demonstrated by Zeisel's method (p. 486); this view accords with the fact

\* *Quinic acid*,  $C_6H_7(OH)_4 \cdot COOH$ , crystallises in colourless prisms, and melts at  $162^\circ$ . It is a derivative of benzoic acid, being, in fact, hexahydro-tetrahydroxybenzoic acid.



that, whereas cinchonine, on oxidation, yields quinoline- $\gamma$ -carboxylic acid, quinine yields the methoxy-derivative of this acid: in spite, however, of a great amount of laborious investigation, the constitution of quinine is still an unsolved problem.

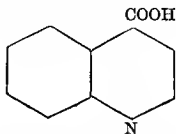
*Tests for Quinine.*—If a solution of a salt of quinine be mixed with chlorine- or bromine-water, and then ammonia added, a highly characteristic emerald green colouration is produced; quinine is also characterised by the fact that dilute solutions of its salts show a beautiful light-blue fluorescence.

**Cinchonine**,  $C_{19}H_{22}N_2O$ , accompanies quinine in almost all the cinchona-barks, and is present in some kinds (in the bark, *China Huanaco*) to the extent of 2.5 per cent.

In order to prepare cinchonine, the mother-liquors from the crystals of quinine sulphate (see above) are treated with soda, and the precipitate dissolved in the smallest possible quantity of boiling alcohol; the crude cinchonine, which separates on cooling, is further purified by converting into the sulphate, and crystallising this salt from water.

Cinchonine crystallises in colourless prisms, melts at  $250^\circ$ , and resembles quinine in ordinary properties; its salts, for example, are antipyretics, but are much less active than those of quinine.

Oxidising agents, such as nitric acid and potassium permanganate, readily attack cinchonine, converting it into a variety of substances, one of the most important of which is *cinchoninic acid*, or quinoline- $\gamma$ -carboxylic acid,



The formation of this acid not only proves that cinchonine is a quinoline-derivative, but also shows the close relationship existing between quinine and cinchonine (see above).

**Strychnine**,  $C_{21}H_{22}N_2O_2$ , and **brucine**, two highly poisonous alkaloids, are contained in the seeds of *Strychnos nux vomica* and of *Strychnos Ignatii* (Ignatius' beans), but they are usually extracted from the former.

Powdered *nux vomica* is boiled with dilute alcohol, the filtered solution evaporated to expel the alcohol, and treated with lead acetate to precipitate tannin, &c. The filtrate is then treated with hydrogen sulphide to precipitate the lead, and the filtered solution mixed with magnesia and allowed to stand. The precipitated alkaloids are separated, and warmed with a little alcohol, which dissolves out the brucine; the residual *strychnine* is further purified by recrystallisation from alcohol.

The alcoholic solution of the brucine—which still contains strychnine—is evaporated, and the residue dissolved in dilute acetic acid; this solution is now evaporated to dryness on a water-bath, during which process the strychnine acetate decomposes, with loss of acetic acid and separation of the free base. The stable brucine acetate is dissolved again by adding water, the filtered solution treated with soda, and the precipitated *brucine* purified by recrystallisation from dilute alcohol.

Strychnine crystallises in beautiful rhombic prisms, and melts at  $284^\circ$ ; although it is very sparingly soluble in water (1 part in 4000 at  $15^\circ$ ), its solution possesses an intensely bitter taste, and is very poisonous. Strychnine is, in fact, one of the most poisonous alkaloids, half a grain of the sulphate having caused death in twenty minutes.

Although strychnine contains two atoms of nitrogen, it is, like brucine, only a mon-acid base, forming salts, such as the *hydrochloride*,  $C_{21}H_{22}N_2O_2 \cdot HCl$ , with one equivalent of an acid; many of the salts are soluble in water. It is, furthermore, a tertiary base, because it combines with methyl iodide to form *strychnine methiodide*,  $C_{21}H_{22}N_2O_2 \cdot CH_3I$ .

When distilled with potash, strychnine yields, among other products, quinoline; probably, therefore, it is a derivative of this base.

*Test for Strychnine.*—Strychnine is very readily detected, as it shows many characteristic reactions, of which the following is the most important: When a small quantity of powdered

strychnine is placed in a large porcelain basin, a little concentrated sulphuric acid added, and then a little powdered potassium bichromate dusted over the liquid, an intense violet solution, which gradually becomes bright-red, and then yellow, is produced.

**Brucine**,  $C_{23}H_{26}N_2O_4$ , crystallises in colourless prisms, with 4 mols.  $H_2O$ , and melts at  $178^\circ$ . It is more readily soluble in water and in alcohol than strychnine, and, although very poisonous, it is not nearly so deadly as the latter (its physiological effect being only about  $\frac{1}{24}$ th of that of strychnine). Although it contains two atoms of nitrogen, brucine, like strychnine, is a mon-acid base. The *hydrochloride*, for example, has the composition  $C_{23}H_{26}N_2O_4, HCl$ ; it is also a tertiary base, because it combines with methyl iodide, to form *brucine methiodide*,  $C_{23}H_{26}N_2O_4, CH_3I$ .

*Test for Brucine*.—When a solution of a brucine salt is treated with nitric acid, a deep brownish-red colouration is obtained, and, on warming, the solution becomes yellow; if now stannous chloride be added, an intense violet colouration is produced.

This colour reaction serves as a delicate test, both for brucine and for nitric acid, as it may be carried out with very small quantities.

### *Alkaloids contained in Opium.*

The juice of certain kinds of poppy-heads (*Papaver somniferum*) contains a great variety of alkaloids, of which *morphine* is the most important, but *codeïne*, *narcotine*, *thebaine*, and *papaverine* may also be mentioned. All these compounds are present in the juice in combination with *meconic acid*,\* and partly also with sulphuric acid. When incisions are made in

\* *Meconic acid*,  $C_5HO_2(OH)(COOH)_2$ , is a hydroxydicarboxylic acid belonging to the fatty series. It crystallises with three molecules of water, and gives, with ferric chloride, an intense dark-red colouration. In cases of suspected opium-poisoning this acid is always tested for, owing to the ease with which it can be detected by this colour reaction.

the poppy-heads, and the juice which exudes is collected and left to dry, it assumes a pasty consistency, and is called *opium*. An alcoholic tincture of opium, containing about 1 grain of opium in 15 minims, is known as *laudanum*.

*Preparation of Morphine*.—Opium is extracted with hot water, the extract boiled with milk of lime, and filtered from the precipitate, which contains the meconic acid, and all the alkaloids, except morphine. The filtrate is then concentrated, digested with ammonium chloride until ammonia ceases to be evolved (to convert any lime present into soluble calcium chloride), and allowed to stand for some days; the morphine, which separates, is collected and purified by recrystallisation from fusel oil (part i. p. 99).

**Morphine**,  $C_{17}H_{19}NO_3$ , crystallises in colourless prisms, with 1 mol.  $H_2O$ , and is only slightly soluble in water and cold alcohol, but dissolves readily in potash and soda, from which it is reprecipitated on the addition of acids; it has, in fact, the properties of a phenol. At the same time, it is a mon-acid base, and forms well-characterised salts with acids. The *hydrochloride*,  $C_{17}H_{19}NO_3 \cdot HCl + 3H_2O$ , crystallises from water in colourless needles, and is the salt most commonly employed in medicine. Morphine has a bitter taste, and is excessively poisonous, one grain of the hydrochloride having been found sufficient to cause death; on the other hand, the system may become so accustomed to the habitual use of opium that, after a time, very large quantities may be taken daily without fatal effects.

Morphine hydrochloride is extensively used in medicine as a soporific, especially in cases of intense pain, which it relieves in a remarkable manner.

*Tests for Morphine*.—Morphine has the property of liberating iodine from a solution of iodic acid. If a little iodic acid be dissolved in water, and a few drops of a solution of morphine hydrochloride added, a brownish colouration is at once produced, owing to the liberation of iodine, and, on adding some of the solution to starch-paste, the well-known deep-blue colouration is obtained.

A solution of morphine, or of a morphine salt, gives a deep-

blue colouration with ferric chloride, but, perhaps, the most delicate test for the alkaloid is the following: If a trace of morphine be dissolved in concentrated sulphuric acid, the solution kept for 15 hours, and then treated with nitric acid, it gives a bluish-violet colour, which changes to blood-red. This reaction is very delicate, and is well shown by 0.01 milligramme of morphine.

The constitution of morphine is still undetermined, but that it is a tertiary base is proved by the fact that, when treated with methyl iodide, it yields *morphine methiodide*,



Morphine contains two hydroxyl-groups, one of which is phenolic, the other alcoholic. The third atom of oxygen present in the molecule is not ketonic (that is, present as  $\text{>CO}$ ); it must, therefore, be combined with two carbon atoms  $\text{-C-O-C-}$  (as in ordinary ether). It is to the presence of the phenolic hydroxyl-group that morphine owes its property of dissolving in alkalies, and giving a blue colour with ferric chloride.

If the base be heated with potash and methyl iodide, *methyl-morphine*,  $\text{C}_{17}\text{H}_{17}\text{NO}(\text{OCH}_3)\cdot\text{OH}$ , is produced, a substance which is identical with *codeïne*, an alkaloid which accompanies morphine in opium. Codeïne is insoluble in alkalies, and is, therefore, not a phenol; it behaves, however, like an alcohol, and gives, with acetic anhydride, *acetylcodeïne*,  $\text{C}_{17}\text{H}_{17}\text{NO}(\text{OCH}_3)\cdot\text{C}_2\text{H}_3\text{O}_2$ .

It is very remarkable that morphine is a derivative of phenanthrene, as derivatives of this hydrocarbon are very seldom met with in nature. If morphine be distilled with zinc-dust, a considerable quantity of this hydrocarbon is obtained, together with pyridine, quinoline, and other substances.

### *Alkaloids related to Uric Acid.*

**Caffeïne**, theïne, or methyltheobromine,  $\text{C}_8\text{H}_{10}\text{N}_4\text{O}_2$ , occurs in coffee-beans ( $\frac{1}{2}$  per cent.), in tea (2 to 4 per cent.), in kola-nuts (2.5 per cent.), and in other vegetable products.

Tea (1 part) is macerated with hot water (4 parts), milk of lime (1 part) added, and the whole evaporated to dryness on a water-bath; the caffeïne is then extracted from the residue by means of chloroform, the extract evaporated, and the crude base purified by recrystallisation from water.

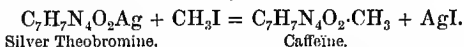
Caffeine crystallises in long, colourless needles, with 1 mol.  $\text{H}_2\text{O}$ , melts at  $225^\circ$ , and at higher temperatures sublimes undecomposed; it has a bitter taste, and is sparingly soluble in cold water and alcohol. Caffeine is a feeble base, and forms salts only with strong acids; the *hydrochloride*,  $\text{C}_8\text{H}_{10}\text{N}_4\text{O}_2\cdot\text{HCl}$ , is at once decomposed on treatment with water, with separation of the base.

The constitution of caffeine has been determined by E. Fischer, who has shown that this substance and uric acid are very closely allied; caffeine is, therefore, an example of an alkaloid which is not a derivative of pyridine or quinoline.

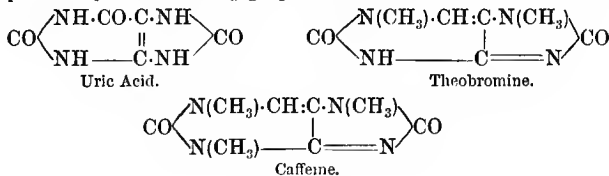
*Tests for Caffeine.*—If a trace of caffeine be evaporated with concentrated nitric acid, it gives a yellow residue (amalinic acid), which, on the addition of ammonia, becomes intensely violet (murexide reaction); this reaction is also shown by uric acid (part i. p. 292). A solution of caffeine in chlorine water yields, on evaporation, a yellowish-brown residue, which dissolves in dilute ammonia, with a beautiful violet-red colouration.

*Theobromine*,  $\text{C}_7\text{H}_8\text{N}_4\text{O}_2$ , occurs in cocoa-beans, from which it may be obtained by treatment with lime, and extraction with alcohol. It crystallises from water, and shows the greatest resemblance to caffeine in properties; the latter is, in fact, methyltheobromine, and may be obtained directly from theobromine in the following way:

Theobromine contains an  $\text{>NH}$  group, the hydrogen of which is readily displaced by metals (as in succinimide, part i. p. 238), and when treated with an ammoniacal silver nitrate solution, it yields *silver theobromine*. This substance interacts readily with methyl iodide with formation of caffeine,



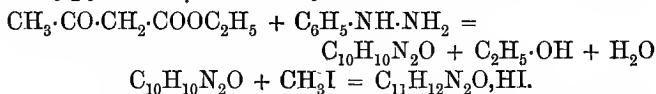
The relationship between uric acid, theobromine, and caffeine is expressed by the following graphic formulæ:



*Antipyrine, Kairine, and Thalline.*

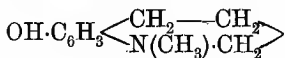
These three nitrogenous compounds, which do not occur in nature, may be briefly described here as examples of what may be termed 'artificial alkaloids;' they are employed in medicine, as substitutes for quinine, for lowering the body-temperature in cases of fever.

**Antipyrine**,  $C_{11}H_{12}N_2O$ , was first obtained by Knorr by treating ethyl acetoacetate (part i. p. 189) with phenylhydrazine (p. 376), and then heating the product (*phenyl-methylpyrazolone*) with methyl iodide,



It is a colourless, crystalline compound, melts at  $113^\circ$ , and is readily soluble in water and alcohol; it is a strong mon-acid base, and its salts dissolve freely in water. Its aqueous solution gives a deep-red colouration with ferric chloride, and a bluish-green colouration with nitrous acid.

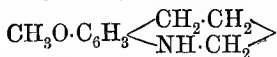
*Kairine*, or hydroxymethyltetrahydroquinoline,



may be obtained indirectly from *o*-amidophenol, which is first converted into hydroxyquinoline by Skraup's reaction (p. 482); this product is then reduced with tin and hydrochloric acid, and the tetrahydrohydroxyquinoline thus obtained is converted into its methyl-derivative by treating it with methyl iodide.

Kairine is a crystalline compound, melting at  $114^\circ$ . It is a strong base, and forms crystalline salts, of which the *hydrochloride*,  $C_{10}H_{13}NO, HCl + H_2O$ , is used in medicine.

*Thalline*, or methoxytetrahydroquinoline,



is isomeric with kairine, and is obtained by reducing the methoxyquinoline which is prepared from *p*-methoxyaniline,  $C_6H_4(OCH_3) \cdot NH_2$ , by Skraup's reaction; it is a crystalline

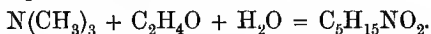
compound, melting at  $42^{\circ}$ , and is used in the form of its sulphate or tartrate. With ferric chloride and other oxidising agents it gives a green precipitate.

Antifebrin, or acetanilide, another important febrifuge, has already been described (p. 362).

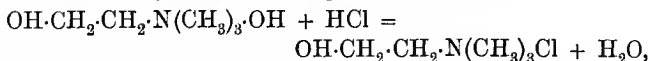
*Choline, Betaine, Neurine, and Taurine.*

Certain nitrogenous substances which occur in the animal kingdom may also be referred to in this chapter, because they are basic compounds of great physiological importance; they really belong, however, to different classes of the fatty series.

**Choline**, or hydroxyethyltrimethylammonium hydroxide,  $\text{OH}\cdot\text{CH}_2\cdot\text{CH}_2\cdot\text{N}(\text{CH}_3)_3\cdot\text{OH}$ , occurs in the blood, bile, brain-substance, yolk of egg, and in other parts of animal organisms, usually in the form of *lecithin* (a compound of choline, glycerol, phosphoric acid, and various fatty acids); it also occurs in mustard and in hops. It may be prepared synthetically by warming trimethylamine with ethylene oxide (part i. p. 223) in aqueous solution,

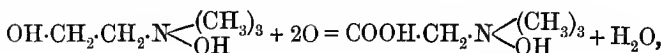


It is a crystalline, very hygroscopic, strongly basic substance, its aqueous solution having an alkaline reaction, and absorbing carbon dioxide from the air; when treated with hydrochloric acid it yields the corresponding chloride,



but when boiled with water the base is decomposed into glycol and trimethylamine.

**Betaine**,  $\text{C}_5\text{H}_{11}\text{NO}_2$ , is formed when choline undergoes mild oxidation; the acid, which is first produced by the conversion of the  $-\text{CH}_2\cdot\text{OH}$  group into carboxyl,



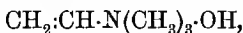
loses one molecule of water, forming betaine,  $\begin{array}{c} \text{CH}_2-\text{CO} \\ \text{N}(\text{CH}_3)_3\cdot\text{O} \end{array} \rangle \text{a}$



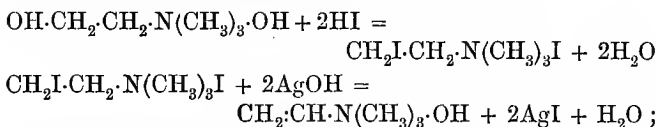
salt-like compound, which has a neutral reaction, a somewhat sweet taste, and crystallises from dilute alcohol with 1 mol.  $\text{H}_2\text{O}$ .

When treated with hydrochloric acid, betaine is converted into the *chloride*,  $\text{COOH}\cdot\text{CH}_2\cdot\text{N}(\text{CH}_3)_3\text{Cl}$ , and this compound may also be obtained synthetically by heating trimethylamine with chloracetic acid. Betaine occurs in beet-juice, and is present in large quantities in the mother-liquors obtained in the preparation of beet-sugar.

**Neurine**, or vinyltrimethylammonium hydroxide,



can be obtained by heating choline with hydriodic acid, and then treating the product with silver hydroxide,



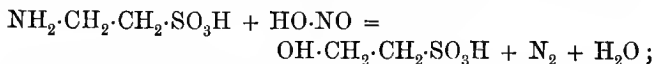
it is formed, together with choline and numerous other bases, during the putrefaction of animal albuminoid matter.\*

Neurine is only known in solution as a strongly basic, very soluble, and exceedingly poisonous substance, but some of its salts, as, for example, the *chloride*,  $\text{CH}_2\text{:CH}\cdot\text{N}(\text{CH}_3)_3\text{Cl}$ , are crystalline.

**Taurine**, or amidoethylsulphonic acid,  $\text{NH}_2\cdot\text{CH}_2\cdot\text{CH}_2\cdot\text{SO}_3\text{H}$ , occurs in the combined state in ox-gall and in many other animal secretions. It crystallises in colourless prisms, melts and decomposes at about  $240^\circ$ , and is readily soluble in water, but insoluble in alcohol; it has a neutral reaction, and is only a feeble acid, because the presence of the amido-group neutralises the effect of the sulphonic group to such an extent that it forms salts only with strong bases. When treated with nitrous acid, the amido-group is displaced by hydroxyl,

\* The bases produced during the putrefaction of animal albuminoid matter are known collectively as *ptomaines*, and many of them are highly poisonous.

just as in the case of primary amines, and *hydroxyethylsulphonic acid* (isethionic acid) is formed,



the last-named compound is one of the few examples of fatty sulphonic acids.

## CHAPTER XXXIV.

### DYES AND THEIR APPLICATION.

Although nearly all fatty compounds, and the majority of those belonging to the aromatic series, are colourless, most of the principal dyes used at the present day are aromatic compounds, the primary source of which is coal-tar.

That a dye must be a coloured substance is, of course, obvious, but a coloured substance is not necessarily a dye, in the ordinary sense of the word, unless it is also capable of fixing itself, or of being fixed, in the fabric to be dyed, in such a way that the colour is not removed by rubbing or by washing with water; azobenzene, for example, is intensely coloured, but it would not be spoken of as a dye, because it does not fulfil the second condition.

True dyes, in the sense just defined, may be roughly divided into two classes with respect to their behaviour with a *given* fabric: (a) Those which fix themselves on the fabric, and (b) those which do so only with the aid of a mordant.

If a piece of *silk* or *wool* be dipped into a solution of picric acid, it is dyed yellow, and the colour is not removed on subsequently washing with water, but is fixed in the fibre. If, however, a piece of *calico* or other *cotton* material be treated in the same way, the picric acid does not fix itself, and is completely removed on washing with water. A given substance may, therefore, be a dye for certain materials, but not for others; the animal fabrics, silk and wool, fix picric

acid, and are dyed by it, but the vegetable fabric, cotton, does not—a behaviour which is repeatedly met with in the case of other colouring matters (see below).

Now, since picric acid is soluble in water, it is evident that it must have undergone some change when brought into contact with the silk or wool, otherwise it would be dissolved out of the fabric on washing with water. Materials such as wool, cotton, silk, &c., consist of minute fibres, which may be very roughly described as long, cylindrical, or flattened tubes (except in the case of silk, the fibres of which are solid), the walls of which, like parchment paper and animal membrane, allow of the passage of water and of dissolved crystalloids by diffusion, but not of colloid substances, or, of course, of matter in suspension. If, therefore, the picric acid were present in the fibre, *as* picric acid, it would, on washing, rapidly pass into the water by diffusion; as this is not the case, it must be assumed that it has actually combined with some substance in the silk or wool, and has been converted into a yellow compound, which is either insoluble or a colloid.

The nature of the insoluble compound formed when a material is dyed in this way is not known, but there are reasons for supposing that certain constituents of the fibre unite with the dye to form an insoluble salt. This seems probable, from the fact that nearly all dyes which thus fix themselves directly on the fabric are, to some extent, either basic or acid in character. Azobenzene, as already mentioned, is not a dye, probably, because it is a neutral substance; if, however, some group, such as an amido-, hydroxyl-, or sulphonic-group, which confers basic or acid properties, be introduced into the molecule of azobenzene, then the resulting derivative is a dye, because it has the property of combining directly with the fibres of certain materials (compare p. 522).

Another fact which leads to the same conclusion may be quoted. Certain dyes—as, for example, rosaniline—are salts of bases which are themselves colourless, and yet some materials may be dyed simply by immersion in *colourless* solutions of these bases, the same colour being obtained as with the coloured salt (that is, the dye itself); this can only be explained by assuming that some constituent of the fibre combines with the colourless base, forming with it a salt of the same colour as the dye.

Some fibres, especially silk and wool, seem to contain both acid and basic constituents, as they are often dyed directly both by basic and by acid dyes; cotton, on the other hand, seems to be almost free from both, as, except in rare cases, it does not combine with colouring matters.

Granting, then, that the fixing of a dye within the fibre is the result of its conversion into some insoluble compound, it seems reasonable to suppose that, even if a colouring matter be incapable of fixing itself in the fibre of the material, it might still be employed as a dye, provided that, after it had once passed through the walls of the fibre, it could be there converted into some insoluble compound by other means; this principle is applied in the case of dyes of the second class, which are fixed in the material with the aid of *mordants*.

Mordants are substances which (usually after first undergoing some preliminary change) combine with dyes, forming insoluble coloured compounds; the colour of the dyed fabric in such cases depends, of course, on that of the compound thus produced, and not on that of the dye itself, so that by using different mordants, different shades or colours are obtained.

As an example of dyes of the second class, alizarin may be taken, as it illustrates very clearly the use of mordants.

If a piece of calico be dipped into a solution of alizarin, it is coloured *yellow*, but the colour is not fixed, and is easily got rid of again on washing with soap and water; if, however, a piece of calico, which has been previously mordanted with a suitable aluminium salt (in the manner described below), be treated in the same way, it is dyed a fast *red*, the alizarin having combined with the aluminium salt in the fibre to form a red insoluble compound; if, again, the calico had been mordanted with a ferric salt instead, it would have been dyed a fast *dark purple*.

Substances very frequently employed as mordants are

certain salts of iron, aluminium, chromium, and tin, more especially those, such as the acetates, sulphocyanides, and alums, which undergo decomposition on treatment with water or with steam, yielding either an insoluble basic salt or an insoluble metallic hydroxide.

The process of mordanting usually involves two operations: firstly, the fabric is passed through, or soaked in, a solution of the mordant, in order that its fibres may become impregnated with the metallic salt; secondly, the fabric is treated in such a way that the salt is decomposed within the fibres, and there converted into some insoluble compound.

This second operation, the fixing of the mordant, so that it will not be washed out when the fabric is brought into the dye-bath, is accomplished in many ways. One of the simplest is to pass the mordanted material through a solution of some weak alkali (ammonia, sodium carbonate, lime) or of some salt, such as sodium phosphate or arsenate, which interacts with the metallic salt in the fibre, forming an insoluble metallic hydroxide, phosphate, arsenate, &c. Another method, applicable more especially in the case of mordants which are salts of *volatile acids*, consists in exposing the fabric to the action of steam, at a suitable temperature; under these conditions the metallic salt dissociates, the acid volatilises with the steam, and an insoluble hydroxide or basic salt remains in the fibre.

In the case of silk and woollen fabrics, the operations of mordanting and fixing the mordant may often be carried out simultaneously, by soaking the materials in a boiling dilute solution of the mordant; under these conditions, the metallic salt is partially dissociated, and deposited in the fibre in an insoluble form; silk may sometimes be simply soaked in a cold, concentrated solution of the mordant, and then washed with water to cause the dissociation of the metallic salt.

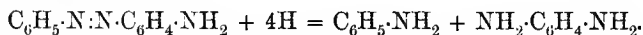
In cases where only parts of the fabric are to be dyed, as, for example, in *calico-printing*, the solution of the mordant is mixed with the dye, and with some thickening substance,

such as starch, dextrin, gum, &c., and printed on the fabric in the required manner, the thickening being used to prevent the mordant spreading to other parts; during the subsequent steaming process, the metallic hydroxide which is produced combines with and fixes the dye.

All these processes are identical in principle, the object being to deposit some insoluble metallic compound within the fibre; when, now, the mordanted material is treated with a solution of a suitable dye, the latter unites with the metallic hydroxide, forming a coloured compound which is fixed in the fibre. The coloured substances produced by the combination of a dye with a metallic hydroxide are termed *lakes*, and those dyes which form lakes are called *acid* dyes.

*Tannin* (p. 440) is an example of a different class of mordants—namely, of those which are employed with *basic dyes*, such as malachite green (p. 509) and rosaniline (p. 513): its use depends on the fact that, being an acid, it combines with dyes of a basic character, forming with them insoluble coloured salts (tannates), which are thus fixed in the fibre. The fabric is mordanted by first passing it through a solution of tannin, and then through a weak solution of tartar emetic, or stannic chloride, which converts the tannin into an insoluble antimony, or tin tannate, and thus fixes it in the fibre.

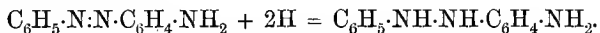
All colouring matters are converted into colourless compounds on reduction, and in many cases such a radical change in composition takes place, that the reduction product cannot be directly reconverted into the dye by oxidation; a nitro-group, for example, may be reduced to an amido-group, or a hydroxyl-group may be displaced by hydrogen, or the molecule may be resolved into two simpler molecules, as in the case of amidoazobenzene, which, when treated with *powerful* reducing agents, yields aniline and *p*-phenylenediamine,



In very many cases, however, the colourless reduction

product differs from the dye in composition, simply in containing two or more additional atoms of hydrogen, and may be readily reconverted into the dye by oxidising agents; such reduction products are called *leuco-compounds*.

Amidoazobenzene, for example, the hydrochloride or oxalate of which is the dye *uniline yellow* (p. 524), on treatment with *mild* reducing agents, such as zinc-dust and acetic acid, yields amidohydrazobenzene, which is only slightly coloured,



The last-named substance is readily oxidised on shaking its alcoholic solution with precipitated (yellow) mercuric oxide, with regeneration of amidoazobenzene, and is, therefore, *leuco-amidoazobenzene*; many examples of leuco-compounds will be met with in the following pages.

When an insoluble dye yields a soluble leuco-compound, which is very readily reconverted into the dye on oxidation, it may be applied to fabrics in a special manner, as, for example, in the case of dyeing with indigo blue. Indigo blue,  $\text{C}_{16}\text{H}_{10}\text{N}_2\text{O}_2$  (p. 527), is insoluble in water, but on reduction it is converted into a readily soluble leuco-base,  $\text{C}_{16}\text{H}_{12}\text{N}_2\text{O}_2$ , known as *indigo white*: in dyeing with indigo, a solution of indigo white is prepared by reducing indigo, suspended in water, with grape-sugar and soda, or ferrous sulphate and soda, and the fabric is then passed through this solution, whereupon the indigo white diffuses through the walls into the fibres; on subsequent exposure to the air the indigo white is reconverted into indigo blue by oxidation, and the insoluble dye is thus fixed in the fabric.

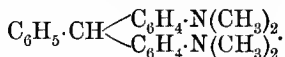
Some of the more important dyes will now be described: as, however, it would be impossible to discuss fully the constitutions of these compounds, it must be understood that the formulæ employed in the following pages are those commonly accepted, and that most of them have been satisfactorily established.

*Derivatives of Triphenylmethane.*

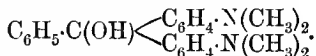
Triphenylmethane,  $C_6H_5 \cdot CH(C_6H_5)_2$  (p. 340), or, more strictly speaking, triphenyl carbinol,  $C_6H_5 \cdot C(C_6H_5)_2 \cdot OH$ , is the parent substance of a number of dyes, which are of very great technical importance, on account of their brilliancy; as examples, malachite green, pararosaniline, and rosaniline may be described.

Three distinct classes of substances are constantly met with in studying the triphenylmethane group of colouring matters—namely, the **leuco-base**, the **colour-base**, and the **dye** itself.

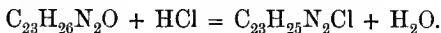
The *leuco-base* (p. 507) is an amido-derivative of triphenylmethane; in the case of malachite green, for example, the leuco-base is tetramethyldiamidotriphenylmethane,



The *colour-base* is a derivative of triphenyl carbinol, and is produced from the leuco-base by oxidation, just as triphenyl carbinol results from the oxidation of triphenylmethane (p. 341); tetramethyldiamidotriphenyl carbinol, for example, is the colour-base of malachite green,



Both the leuco-base and the colour-base are usually colourless, and the latter also yields colourless, or only slightly coloured, salts on treatment with *cold* acids; when *warmed* with acids, however, the colour-base is at once converted into highly coloured salts, which constitute the dye, water being eliminated,



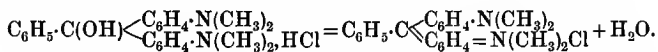
Malachite Green Base.

Chloride of Malachite Green.

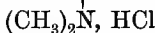
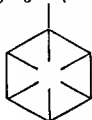
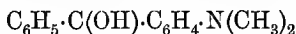
This loss of water must be assumed to be due to combination taking place between the hydroxyl-group and the hydrogen atom of the acid employed, and the conversion of



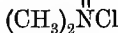
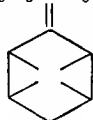
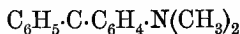
the colourless, into the coloured, salt may be expressed in the following way :



This change resembles the conversion of colourless hydroquinone into highly coloured quinone (and also that of *p*-amidophenol into quinone-chlorimide, p. 416), as will be more readily understood if it be represented thus :



Hydrochloride of Colour-base.

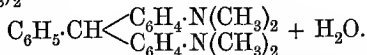
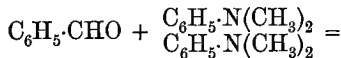


Chloride of Malachite Green.

Exactly similar changes may be assumed to take place in the formation of the pararosaniline and rosaniline dyes, and, in fact, in the case of many other colouring matters, some of which are described later.

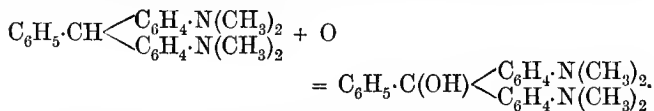
**Malachite green** (of commerce) is a double salt, formed by the combination of the chloride of tetramethyldiamidotriphenyl carbinol with zinc chloride, and the first step in its manufacture is the preparation of *leuco-malachite green* or *tetramethyl-*p*-diamidotriphenylmethane*,  $\text{C}_6\text{H}_5 \cdot \text{CH} \begin{array}{l} \diagup \text{C}_6\text{H}_4 \cdot \text{N}(\text{CH}_3)_2 \\ \diagdown \text{C}_6\text{H}_4 \cdot \text{N}(\text{CH}_3)_2 \end{array}$ .

Leuco-malachite green is obtained by the action of dehydrating agents, generally zinc chloride, on a mixture of benzaldehyde (1 mol.) and dimethylaniline (2 mols.),

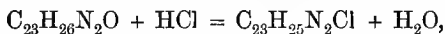


It is a colourless, crystalline substance, which, when treated with oxidising agents, such as manganese dioxide and

sulphuric acid, or lead dioxide and hydrochloric acid, yields *tetramethyldiamidotriphenyl carbinol*, just as triphenylmethane, under similar circumstances, yields triphenyl carbinol,



This oxidation product is a colourless base, and dissolves in *cold* acids, yielding colourless solutions of its salts; when, however, such solutions are warmed, the colourless salts decompose, and lose one molecule of water, intensely green solutions of the dye being obtained; the formation of the chloride, for example, is expressed by the equation



and its double salt, with zinc chloride (or the oxalate of the base), constitutes the malachite green (Victoria green, benzaldehyde green) of commerce.

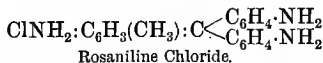
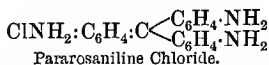
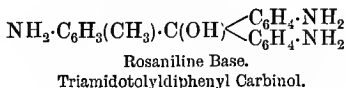
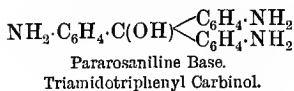
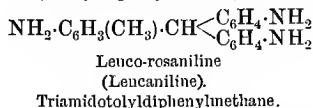
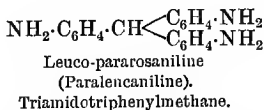
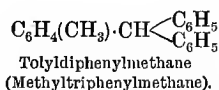
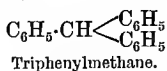
*Preparation of Malachite Green.*—Dimethylaniline (10 parts) and benzaldehyde (4 parts) are heated with zinc chloride (4 parts) in a porcelain basin, or enamelled iron pot, for two days at 100°, with constant stirring; the product is then submitted to distillation in steam, to get rid of the unchanged dimethylaniline, and allowed to cool. The leuco-compound is now separated from the aqueous solution of zinc chloride, washed with water, dissolved in as little hydrochloric acid as possible, the solution diluted considerably with water, and the calculated quantity of freshly precipitated lead peroxide, ( $\text{PbO}_2$ ), added. The filtered dark-green solution is then mixed with sodium sulphate, to precipitate any lead, again filtered, and the colouring matter precipitated in the form of its zinc double salt,  $3\text{C}_{23}\text{H}_{25}\text{N}_2\text{Cl}\cdot 2\text{ZnCl}_2 + 2\text{H}_2\text{O}$ , by the addition of zinc chloride and common salt; this salt is finally purified by recrystallisation.

Malachite green, and other salts of the base, such as the oxalate,  $2\text{C}_{23}\text{H}_{24}\text{N}_2\cdot 3\text{C}_2\text{H}_2\text{O}_4$ , form deep-green crystals, and are readily soluble in water; they are decomposed by alkalis, with separation of the *colour-base*, tetramethyldiamidotriphenyl carbinol.

Malachite green dyes silk and wool directly an intense dark-bluish green, but cotton must first be mordanted with tannin and tartar emetic (p. 506), and then dyed in a bath gradually raised to 60°.

Many other dyes, closely allied to malachite green, are prepared by condensing benzaldehyde with tertiary alkylanilines (p. 366). *Brilliant green*, for example, is finally obtained when diethylaniline is employed instead of dimethylaniline in the above-described process, whereas *acid green* is obtained from benzaldehyde and ethylbenzylaniline,\*  $C_6H_5 \cdot N(C_2H_5) \cdot C_7H_7$ , in a similar manner. The salts of these two colouring matters are very sparingly soluble in water, and, therefore, of little use as dyes; for this reason, the bases are treated with anhydrosulphuric acid, and thus converted into a mixture of readily soluble sulphonic acids, the sodium salts of which constitute the commercial dyes. Silk and wool are dyed in a bath acidified with sulphuric acid (hence the name acid green), and very bright greens are obtained, but these dyes are not suitable for cotton.

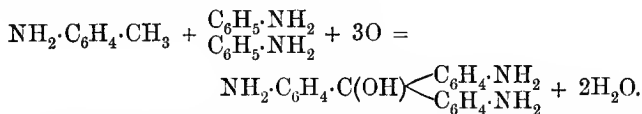
*Pararosaniline* and *rosaniline* are exceedingly important dyes, which, like malachite green, are derived from triphenylmethane. Whereas, however, malachite green is a derivative of *diamido*-triphenylmethane, the rosanilines are all *triamido*-triphenylmethane derivatives, as will be seen from the following table:



\* Produced by treating aniline with benzylchloride and ethyl bromide successively.

In all these compounds, the amido-groups have been proved to be in the *para*-position to the methane carbon atom.

**Pararosaniline** (of commerce) is the chloride of triamidotriphenyl carbinol, a base which is most conveniently prepared by oxidising a mixture of *p*-toluidine (1 mol.) and aniline (2 mols.) with arsenic acid, or nitrobenzene (compare rosaniline, p. 513).

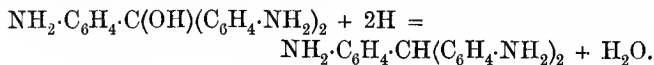


Probably the *p*-toluidine is first oxidised to *p*-amidobenzaldehyde,  $\text{NH}_2 \cdot \text{C}_6\text{H}_4 \cdot \text{CHO}$ , which then condenses with the aniline (as in the case of the formation of leuco-malachite green), to form leuco-*para*-rosaniline; this compound is then converted into the pararosaniline base by further oxidation.

The salts of pararosaniline have a deep magenta colour, and are soluble in warm water; they dye silk, wool, and cotton, under the same conditions as described in the case of malachite green; pararosaniline is, however, not so largely used as rosaniline.

*Triamidotriphenyl carbinol*, the pararosaniline colour-base, is obtained, as a colourless precipitate, on adding alkalis to a solution of the chloride, or of some other salt; it crystallises from alcohol in colourless needles, and, when treated with acids, gives the intensely coloured pararosaniline salts.

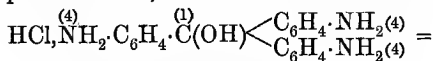
*Leuco-pararosaniline*, *paraleucaniline* or triamidotriphenyl-methane,  $\text{NH}_2 \cdot \text{C}_6\text{H}_4 \cdot \text{CH}(\text{C}_6\text{H}_4 \cdot \text{NH}_2)_2$ , is prepared by reducing triamidotriphenyl carbinol with zinc-dust and hydrochloric acid,



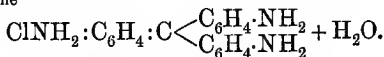
It crystallises in colourless plates, melts at  $148^\circ$ , and forms salts, such as the hydrochloride,  $\text{C}_{19}\text{H}_{19}\text{N}_3 \cdot 3\text{HCl}$ , with three equivalents of an acid. When the hydrochloride is treated with nitrous acid, it is converted into a tri-diazo-compound,  $\text{CH}(\text{C}_6\text{H}_4 \cdot \text{N}:\text{NCl})_3$ , which, when boiled with water, yields

*aurin*,  $C_{19}H_{14}O_3$  (p. 518), and when heated with alcohol, is converted into triphenylmethane, just as diazobenzene chloride, under similar conditions, yields phenol or benzene.

*Constitution of Pararosaniline.*—Since triphenylmethane can be obtained from pararosaniline in this way, the latter is a derivative of this hydrocarbon (an important fact, first established by E. and O. Fischer in 1878); moreover, pararosaniline may be prepared from triphenylmethane, as follows: Triphenylmethane is converted into trinitrotriphenylmethane,  $NO_2 \cdot C_6H_4 \cdot CH(C_6H_4 \cdot NO_2)_2$ —a compound in which, it has been shown, that all the nitro-groups are in the *p*-position to the methane carbon atom\*—with the aid of fuming nitric acid; this nitro-compound, on reduction, yields a substance which is identical with leuco-pararosaniline, and which, on oxidation, is readily converted into the colour-base, triamidotriphenyl carbinol; this base, when treated with acids, yields salts of pararosaniline, with elimination of water (compare p. 511):

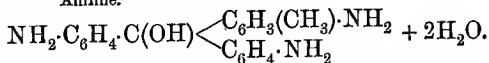
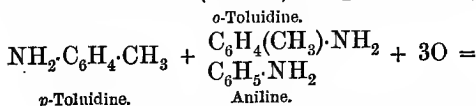


Hydrochloride of Pararosaniline  
Base.



Chloride of Pararosaniline.

**Rosaniline** (of commerce), fuchsine, or magenta, is the chloride (or acetate) of triamidotolyldiphenyl carbinol, a base which is produced by the oxidation of equal molecular proportions of aniline, *o*-toluidine, and *p*-toluidine (with arsenic acid, mercuric nitrate, nitrobenzene, &c.), the reaction being similar in all respects to the formation of the pararosaniline base from aniline (2 mols.) and *p*-toluidine (1 mol.),



Rosaniline Base.

\* The proofs of this statement are too complex to be given here.

Rosaniline is usually manufactured at the present time by what is termed the '*nitrobenzene process*,' the '*arsenic acid process*'—in which the oxidising agent is arsenic acid—being now little used.

To the requisite mixture of aniline, *o*-toluidine, and *p*-toluidine\* (38 parts), hydrochloric acid (20 parts) and nitrobenzene (20 parts) are added, and the whole is gradually heated to 190°, small quantities of iron-filings (3-5 parts) being added from time to time (see below). At the end of five hours the reaction is complete, and steam is then led through the mass to drive off any unchanged aniline, toluidine, or nitrobenzene, after which the residue is powdered and extracted with boiling water, under pressure; lastly, the extract is mixed with salt, and the crude rosaniline chloride which separates purified by recrystallisation.

In this reaction the nitrobenzene acts only indirectly as the oxidising agent; the ferrous chloride, produced by the action of the hydrochloric acid on the iron, is oxidised by the nitrobenzene to ferric chloride, which in its turn oxidises the mixture of aniline and toluidines to rosaniline, and is itself again reduced to ferrous chloride; the action is, therefore, continuous, and only a small quantity of iron is necessary.

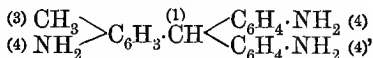
The salts of the rosaniline base with one equivalent of acid, as, for example, the chloride,  $C_{20}H_{20}N_3Cl$ , form magnificent crystals, which show an intense green metallic lustre; they dissolve in warm water, forming deep red solutions, and dye silk, wool, and cotton a brilliant magenta colour, the conditions of dyeing being the same as in the case of malachite green.

The addition of alkalis to the saturated solution of the chloride of rosaniline destroys the colour, and causes the precipitation of the colour-base, *triamidotolylldiphenyl carbinol*,  $C_{20}H_{20}N_3 \cdot OH$  (p. 511), which crystallises in colourless needles, and, on warming with acids, is at once reconverted into the intensely coloured salts. When reduced with tin and hydrochloric acid, the rosaniline salts yield *leuco-rosaniline*,  $C_{20}H_{21}N_3$  (p. 511), a colourless, crystalline substance,

\* Crude 'aniline-oil,' a mixture of these three bases, is sometimes used instead of the pure compounds.

which, when treated with oxidising agents, is again converted into rosaniline.

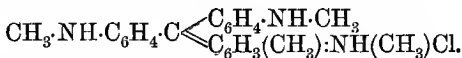
The *constitution of rosaniline* has been deduced in the same way as that of pararosaniline (p. 513), since, by means of the diazo-reaction, leuco-rosaniline has been converted into diphenyl-*m*-tolylmethane,  $\text{CH}_3 \cdot \text{C}_6\text{H}_4 \cdot \text{CH}(\text{C}_6\text{H}_5)_2$ ; leuco-rosaniline has, therefore, the constitution



and the rosaniline salts are derived from this base, just as those of pararosaniline and of malachite green are derived from leuco-pararosaniline and leuco-malachite green respectively.

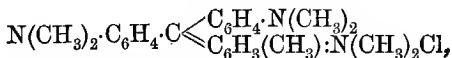
#### *Derivatives of Pararosaniline and Rosaniline.*

The hydrogen atoms of the three amido-groups in pararosaniline and rosaniline may be displaced by methyl- or ethyl-groups, by heating the dye with methyl or ethyl iodide (chloride or bromide); under these conditions, tri-alkyl substitution products are obtained as primary products, one of the hydrogen atoms of each of the amido-groups being displaced. When, for example, rosaniline chloride is heated with methyl iodide or chloride, it yields, in the first place, the chloride of *trimethyl-rosaniline*,

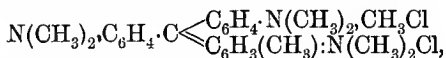


This compound is a reddish-violet dye; the corresponding *triethyl-rosaniline* chloride is the principal constituent of *Hofmann's violet*, *dahlia*, *primula*, &c. dyes, which have now been superseded by more brilliant violets.

By the long-continued action of the methyl halogen compounds on rosaniline salts, the chloride of *hexamethyl-rosaniline*,



is obtained. This substance is a magnificent, bluish-violet dye, but is now little used; it is a tertiary base, and, like dimethylaniline, it combines directly with methyl chloride, forming an additive compound of the constitution



which, curiously enough, is green, and was formerly used under the name '*iodine green*' (so called because it was first produced with methyl iodide).

Starting, then, from rosaniline, which is a brilliant red dye, and substituting methyl-groups for hydrogen, the colour first becomes reddish-violet, and then bluish-violet, as the number of alkyl-groups increases. This change is more marked when ethyl-groups are introduced, and, still more so, when phenyl- or benzyl-groups are substituted for hydrogen, as, in the latter case, pure blue dyes are produced (see below); in fact, by varying the number and character of the substituting groups, almost any shade from red to blue can be obtained.

Lastly, it is interesting to note that, when a violet dye, like hexamethylrosaniline, combines with an alkyl halogen compound, it is converted into a bright green dye, which, however, is somewhat unstable, and, on warming, readily decomposes into the alkyl halogen compound and the original violet dye. A piece of paper, for example, which has been dyed with '*iodine green*' becomes violet when warmed over a bunsen burner, and methyl chloride is evolved.

The alkyl-derivatives of pararosaniline and of rosaniline are no longer prepared by heating the dyes with alkyl halogen compounds, but are obtained by more economical methods. The dyes of this class now actually manufactured, examples of which are described below, are, with few exceptions, derivatives of pararosaniline.

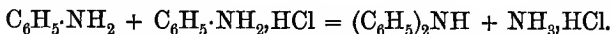
**Methylviolet** appears to consist principally of the chloride of *pentamethyl*-pararosaniline; it is usually manufactured by heating a mixture of dimethylaniline, potassium chlorate,



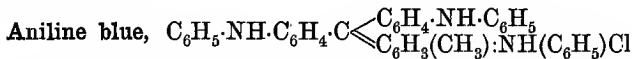
and copper chloride (or sulphate), at 50–60°, for about 8 hours;\* the product is treated with hot water, the copper removed by passing sulphuretted hydrogen, the solution concentrated, and the dye precipitated by the addition of salt.

Methylviolet comes into the market in the form of hard lumps, which have a green metallic lustre; it is readily soluble in alcohol and hot water, forming beautiful violet solutions, which dye silk, wool, and cotton, under the same conditions as employed in the case of malachite green (p. 511).

When rosaniline is treated with aniline at 100°, in the presence of some weak acid, such as acetic, benzoic, or stearic acid (which combines with the ammonia), phenyl-groups displace the hydrogen atoms of the amido-groups, just as in the formation of diphenylamine from aniline and aniline hydrochloride (p. 368),



Here, as in the case of the alkyl-derivatives of rosaniline, the colour of the product depends on the number of phenyl-groups which have been introduced; the mono- and di-phenyl-derivatives are reddish-violet and bluish-violet respectively, whereas triphenylrosaniline is a pure blue dye, known as *aniline blue*.



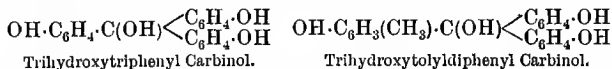
(triphenylrosaniline chloride), is prepared by heating rosaniline with benzoic acid and an excess of aniline at 180° for about 4 hours, and until the mass dissolves in dilute acids, forming a pure blue solution. The product, which contains the aniline blue in the form of the colour-base, is then treated with hydrochloric acid, whereupon the chloride crystallises out in an almost pure condition.

\* The changes which take place during this remarkable process are doubtless very complex, and cannot be discussed here.

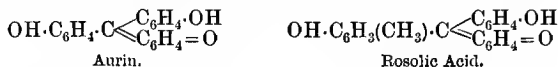
Aniline blue is very sparingly soluble in water, and, in dyeing with it, the operation has to be conducted in alcoholic solution. In order to get over this difficulty, the insoluble dye is treated with anhydrosulphuric acid, and thus converted into a mixture of sulphonic acids, the sodium salts of which are readily soluble, and come into the market under the names '*alkali blue*,' '*water blue*,' &c.

In dyeing silk and wool with these colouring matters, the material is first dipped into alkaline solutions of the salts, when a light-blue tint is obtained, and it is not until it has been immersed in dilute acid (to liberate the sulphonic acid), that the true blue colour is developed. Cotton is dyed in the same way, but must first be mordanted with tannin.

The tri-hydroxy-derivatives of triphenyl carbinol and of tolyldiphenyl carbinol, which correspond with the tri-amido-compounds described above, are respectively represented by the following formulæ :



These compounds may be obtained from the corresponding tri-amido-derivatives (the colour-bases of pararosaniline and of rosaniline) with the aid of the diazo-reaction ; in other words, the amido-compounds are treated with nitrous acid, and the solutions of the diazo-salts are then heated. The hydroxy-compounds thus produced are, however, unstable, and readily lose one molecule of water, yielding coloured compounds—*aurin* and *rosolic acid*—which correspond with the pararosaniline and rosaniline dyes in constitution,

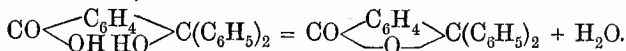


These substances are of little use as dyes owing to the difficulty of fixing them.

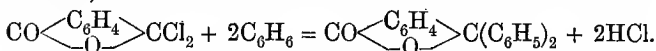
### *The Phthaleïns.*

The phthaleïns, like malachite green and the rosanilines, are derivatives of triphenylmethane, inasmuch as they are substitution products of *phthalophenone*, a compound formed

from *triphenylcarbinol-o-carboxylic acid*, by loss of one molecule of water,\*

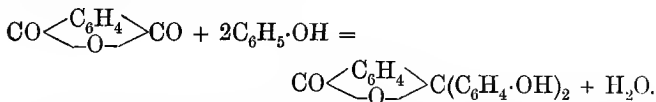


Phthalophenone is readily prepared by acting on a mixture of phthalyl chloride (p. 426) and benzene, with aluminium chloride,



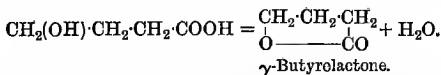
It crystallises in colourless needles, melts at  $115^\circ$ , and dissolves in alkalis, yielding salts of triphenylcarbinol-*o*-carboxylic acid. This acid, on reduction with zinc-dust in alkaline solution, is converted into *triphenylmethane-o-carboxylic acid*,  $\text{COOH} \cdot \text{C}_6\text{H}_4 \cdot \text{CH}(\text{C}_6\text{H}_5)_2$ , from which, by distillation with lime, *triphenylmethane* is obtained—a proof that the phthaleïns are derivatives of this compound.

**Phenolphthaleïn**, or dihydroxyphthalophenone,  $\text{C}_{20}\text{H}_{14}\text{O}_4$ , is prepared by heating phthalic anhydride (3 parts) with phenol (4 parts) and powdered zinc chloride (5 parts), at  $115\text{--}120^\circ$  for 8 hours; the product is washed with water, dissolved in soda, and the phenolphthaleïn precipitated from the filtered solution with acetic acid,



\* Compounds produced in this way from one molecule of a hydroxy-acid, by loss of water, are called *lactones*. Many hydroxy-acids, notably those belonging to the fatty series, yield lactones, but only when the hydroxyl-group is in the  $\gamma$ - or  $\delta$ -position (part i. p. 164).

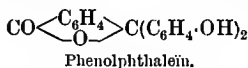
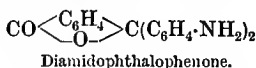
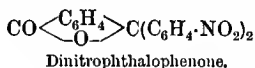
$\gamma$ -Hydroxybutyric acid, for example, cannot be isolated, because when set free from its salts, by the addition of a mineral acid, it at once decomposes with formation of its lactone,



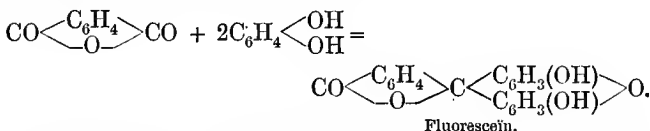
The fatty lactones are mostly neutral volatile liquids, but those belonging to the aromatic series are crystalline solids; all lactones dissolve in alkalis, yielding salts of the hydroxy-acids from which they are derived.

Phenolphthaleïn separates from alcohol in small yellowish crystals, and melts at  $250^{\circ}$ ; its solutions are coloured a deep pink on the addition of alkali, owing to the formation of a salt, but the colour is destroyed by acids, hence the use of phenolphthaleïn as an indicator in alkalimetry; it is, however, of no value as a dye.

That phenolphthaleïn is dihydroxyphthalophenone, and, therefore, a derivative of triphenylmethane, may be proved in the following way. Phthalophenone, when treated with nitric acid, yields dinitrophthalophenone, which, on reduction, is converted into diamidophthalophenone: from this substance, by treatment with nitrous acid, phenolphthaleïn is produced.



**Fluoresceïn**,  $\text{C}_{20}\text{H}_{12}\text{O}_5$ , is a very important dye-stuff, produced by heating together phthalic anhydride and resorcinol,



In this change, two hydrogen atoms of the two benzene rings unite with the oxygen atom of one of the  $\text{>CO}$  groups of the phthalic anhydride (as in the formation of phenolphthaleïn), a second molecule of water being eliminated from the hydroxyl-groups of the two resorcinol molecules.

Phthalic anhydride (5 parts) and resorcinol (7 parts) are heated together at  $200^{\circ}$  until the mass has become quite solid; the dark product is then washed with hot water, dissolved in soda, the filtered alkaline solution acidified with sulphuric acid, and the fluoresceïn extracted with ether.

Fluoresceïn crystallises from alcohol in dark-red crusts; it is almost insoluble in water, but dissolves readily in alkalies,

forming dark reddish-brown solutions, which, when diluted, show a most magnificent yellowish-green fluorescence (hence the name fluoresceïn). In the form of its sodium salt,  $C_{20}H_{10}O_5Na_2$ , fluoresceïn comes into the market as the dye '*uranin*.' Wool and silk are dyed yellow, and at the same time show a beautiful fluorescence, but the colours are faint, and soon fade, hence fluoresceïn has a very limited application alone, and is generally mixed with other dyes, in order to impart fluorescence. The great value of fluoresceïn lies in the fact that its derivatives are very important dyes.

**Eosin**,  $CO \begin{array}{c} \diagup C_6H_4 \diagdown \\ \diagdown O \diagup \end{array} C \begin{array}{c} \diagup C_6HBr_2(OH) \diagdown \\ \diagdown C_6HBr_2(OH) \diagup \end{array} O$  (tetrabromofluoresceïn), is formed when fluoresceïn is treated with bromine, four atoms of hydrogen in the resorcinol nuclei being displaced.

Fluoresceïn is treated with the calculated quantity of bromine in acetic acid solution, and the eosin which separates is collected, washed with a little acetic acid, and dissolved in dilute potash. The filtered solution is then acidified, and the eosin extracted with ether.

Eosin separates from alcohol in red crystals, and is almost insoluble in water, but dissolves readily in alkalies, forming deep-red solutions, which, on dilution, exhibit a beautiful green fluorescence, but not nearly to the same extent as solutions of fluoresceïn.

Eosin comes into the market in the form of its potassium salt,  $C_{20}H_6Br_4O_5K_2$  (a brownish powder), and is much used for dyeing silk, wool, cotton, and especially paper, which fixes the dye without the aid of a mordant. Silk and wool are dyed with eosin directly in a bath acidified with a little acetic acid; but cotton must first be mordanted with zinc, lead, or aluminium salts. The shades produced are a beautiful pink, and the materials also show a very beautiful fluorescence.

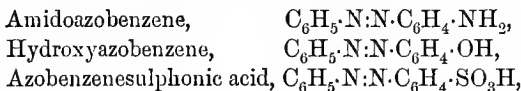
**Tetriodo fluoresceïn**,  $C_{20}H_8I_4O_5$ , is also a valuable dye. Its sodium salt,  $C_{20}H_6I_4O_5Na_2$ , comes into the market under the name '*erythrosin*.'

Many other phthaleïns have been prepared by condensing

phthalic acid and its derivatives with other phenols, and then treating the products with bromine or iodine.

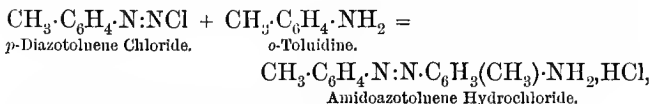
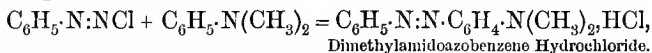
### *Azo-dyes.*

The azo-dyes contain the azo-group,  $-N:N-$ , to each of the nitrogen atoms of which a benzene or naphthalene nucleus is directly united. Azobenzene,  $C_6H_5 \cdot N:N \cdot C_6H_5$ , the simplest of all azo-compounds, is not a dye, although it is intensely coloured (compare p. 502), and this is true also of other neutral azo-compounds; if, however, one or more hydrogen atoms in such compounds be displaced by amido-, hydroxyl-, or sulphonic-groups, the products, as, for example,

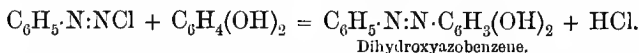
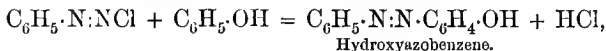


are yellow or brown dyes.

Azo-dyes are usually prepared by one of two general methods—namely, by treating a *diazo-chloride* with an *amido-compound*,\*



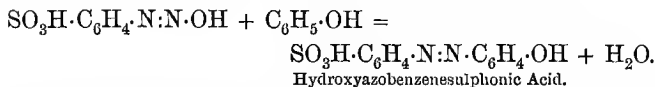
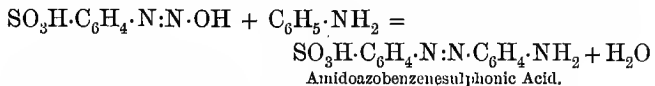
or by treating a *diazo-chloride* with a *phenol*,



In the first case the products—amidoazo-compounds—are *basic* dyes, whereas in the second case they are *acid* dyes.

\* In cases where a diazoamido-compound is first produced (p. 374), an excess of the amido-compound is employed and the mixture warmed until the intramolecular change into the amidoazo-compound is complete.

Another method of some general application for the direct preparation of azo-dyes containing a sulphonic-group, consists in treating diazobenzenesulphonic acid, or its anhydride (p. 384), with an amido-compound or with a phenol :



As, however, the yield is generally a poor one, such dyes are usually prepared by sulphonating the amidoazo- or hydroxy-azo-compounds.

In all these reactions the diazo-group,  $\text{C}_6\text{H}_5\cdot\text{N}:\text{N}-$ , displaces hydrogen of the benzene nucleus from the *p*-position to one of the amido- or hydroxyl-groups ; substances such as *p*-toluidine, in which the *p*-position is occupied, either do not interact with diazo-chlorides or only do so with great difficulty.

The technical operations incurred in the production of azo-colours are, as a rule, very simple. In combining diazo-compounds with phenols, for example, the amido-compound (1 mol.) is dissolved in water and hydrochloric acid (2 mols.), the solution well cooled with ice, and gradually mixed with the calculated quantity of sodium nitrite (1 mol.) ; this solution of the diazo-salt is then slowly run into the *alkaline* solution of the phenol, or its sulphonic acid, care being taken to keep the solution slightly alkaline, otherwise the liberated hydrochloric acid prevents combination taking place. After a short time the solution is mixed with salt, which causes the colouring matter to separate in flocculent masses ; the product is then collected in filter-presses and dried, or sent into the market in the form of a paste.

The combination of diazo-compounds with amido-compounds is generally brought about by simply mixing the aqueous solution of the diazo-compound with that of the salt of the amido-compound (compare foot-note, p. 522), and then precipitating the colouring matter by the addition of common salt ; in some cases, however, the reaction takes place only in alcoholic solution.

Acid azo-colours (that is, hydroxy- and sulphonic-derivatives)

are taken up by animal fibres directly from an acid bath, and are principally employed in dyeing wool; they can be fixed on cotton with the aid of mordants (tin and aluminium salts being generally employed), but, as a rule, only with difficulty; nevertheless some acid dyes, notably those of the *congo-group* (p. 526), dye cotton directly without a mordant.

Basic azo-dyes are readily fixed on cotton which has been mordanted with tannin, and are very largely used in dyeing calico and other cotton goods.

At the present time a great many azo-colours are manufactured, but only a few of the more typical can be mentioned here.

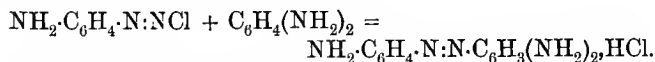
**Aniline yellow**, a salt of amidoazobenzene (p. 375),



is now no longer used in dyeing, because the colour is not fast, and is in many ways inferior to other readily obtainable yellow dyes.

**Chrysoidine** (diamidoazobenzene),  $\text{C}_6\text{H}_5\cdot\text{N}:\text{N}\cdot\text{C}_6\text{H}_3(\text{NH}_2)_2$ , is produced by mixing molecular proportions of diazobenzene chloride and *m*-phenylenediamine (p. 364) in aqueous solution. The hydrochloride crystallises in reddish needles, is moderately soluble in water, and dyes silk and wool directly, and cotton mordanted with tannin, an orange-yellow colour.

**Bismarck brown**,  $\text{NH}_2\cdot\text{C}_6\text{H}_4\cdot\text{N}:\text{N}\cdot\text{C}_6\text{H}_3(\text{NH}_2)_2$  (triamidoazobenzene), is prepared by treating *m*-phenylenediamine hydrochloride with nitrous acid, one half of the base being converted into the diazo-compound, which then interacts with the other half, producing the dye,

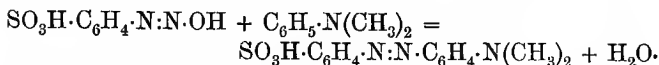


The hydrochloride is a dark-brown powder, and is largely used in dyeing cotton (mordanted) and leather a dark brown.

**Helianthin** (dimethylamidoazobenzenesulphonic acid) is very easily prepared by mixing aqueous solutions of



diazobenzenesulphonic acid and dimethylaniline, hydrochloride,



The sodium salt (methylorange) is a brilliant orange-yellow powder, and dissolves freely in hot water, forming a yellow solution, which is coloured red on the addition of acids, hence its use as an indicator. It is seldom employed as a dye, on account of its sensibility to traces of acid.

**Resorcin yellow** (tropæolin O) is prepared by combining diazobenzenesulphonic acid and resorcinol, and has the constitution  $\text{SO}_3\text{H}\cdot\text{C}_6\text{H}_4\cdot\text{N}:\text{N}\cdot\text{C}_6\text{H}_3(\text{OH})_2$ . Its sodium salt is a moderately brilliant orange-yellow dye, and is not readily acted on by acids; it is chiefly employed, mixed with other dyes of similar constitution, in the production of olive-greens, maroons, &c.

By using various benzene derivatives, and combining them as in the above examples, *yellow* and *brown* dyes of almost any desired shade can be obtained; in order, however, to produce a *red* azo-dye, a compound, containing at least one naphthalene nucleus, must be prepared. This can be readily done by combining a benzenediazo-compound with a naphthylamine, naphthol, naphthalenesulphonic acid, &c., just as described above. The dyes thus obtained give various shades of reddish-brown or scarlet, and are known collectively as 'Ponceaux' or 'Bordeaux.'

When, for example, diazoxylene chloride is combined with  $\beta$ -naphthol, a scarlet dye (scarlet R) of the composition  $\text{C}_6\text{H}_3(\text{CH}_3)_2\cdot\text{N}:\text{N}\cdot\text{C}_{10}\text{H}_5(\text{OH})\cdot\text{SO}_3\text{Na}$  is formed; another scarlet dye (Ponceau 3R) is produced by the combination of diazo-cumene chloride with  $\beta$ -naphtholdisulphonic acid, and has the composition  $\text{C}_6\text{H}_2(\text{CH}_3)_3\cdot\text{N}:\text{N}\cdot\text{C}_{10}\text{H}_4(\text{SO}_3\text{Na})_2\cdot\text{OH}$ .

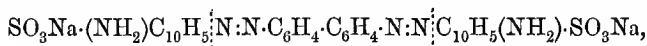
**Rocellin**,  $\text{SO}_3\text{Na}\cdot\text{C}_{10}\text{H}_6\cdot\text{N}:\text{N}\cdot\text{C}_{10}\text{H}_6\cdot\text{OH}$ , a compound produced by combining  $\beta$ -naphthol with the diazo-compound of naphthionic acid (p. 455), may be mentioned as an example

of an azo-dye containing two naphthalene nuclei. It gives beautiful red shades, very similar to those obtained with the natural dye, cochineal, which rocellin and other allied azo-colours have, in fact, almost superseded.

Within the last few years a great number of exceedingly valuable colouring matters have been prepared from benzidine,  $\text{NH}_2 \cdot \text{C}_6\text{H}_4 \cdot \text{C}_6\text{H}_4 \cdot \text{NH}_2$  (p. 379), and its derivatives.

Benzidine may be compared with two molecules of aniline, and when diazotised it yields the salt of a di-diazo- or *tetrazo-diphenyl*,  $\text{ClN:N} \cdot \text{C}_6\text{H}_4 \cdot \text{C}_6\text{H}_4 \cdot \text{N:NCl}$ . This substance interacts with amido-compounds, phenols, and their sulphonic acids, just as does diazobenzene chloride (but with double the quantity), producing a variety of most important colouring matters, known as the dyes of the *congo-group*.

**Congo-red**, a dye produced by the combination of tetrazo-diphenyl chloride with naphthionic acid, is one of the most valuable compounds of this class. Its sodium salt,



is a scarlet powder, which, on the addition of acids, turns blue, owing to the liberation of the free sulphonic acid.

The congo-dyes possess the unusual property of combining with unmordanted cotton, producing brownish-red shades which are fast to soap. They are much used for dyeing cotton, but they become dull in time in any atmosphere which contains traces of acid fumes, as, for example, in the air of manufacturing towns, owing to the liberation of the blue sulphonic acids.

The **Benzopurpurins** are also exceedingly valuable dyes of the congo-group; they are produced by combining tetrazo-ditolyl salts\* with the sulphonic acids of  $\alpha$ - and  $\beta$ -naphthylamine, and are, therefore, very similar to congo-red in con-

\* *Tolidine*,  $\text{NH}_2(\text{CH}_3)\text{C}_6\text{H}_3 \cdot \text{C}_6\text{H}_3(\text{CH}_3) \cdot \text{NH}_2$ , is produced from nitro-toluene by reactions similar to those by which benzidine is produced from nitrobenzene; when its salts are treated with nitrous acid they yield salts of tetrazoditolyl, just as benzidine gives salts of tetrazodiphenyl.

stitution. They dye unmordanted cotton splendid scarlet shades, and are used in very large quantities.

### *Various Colouring Matters.*

**Martius' yellow** (dinitro- $\alpha$ -naphthol),  $C_{10}H_5(NO_2)_2 \cdot OH$ , is obtained by the action of nitric acid on  $\alpha$ -naphtholmono-, or di-sulphonic acid, the sulphonic group or groups being eliminated during nitration. The commercial dye is the sodium salt,  $C_{10}H_5(NO_2)_2 \cdot ONa$ ; it is readily soluble in water, and dyes silk and wool directly an intense golden yellow.

When  $\alpha$ -naphthol-trisulphonic acid is nitrated, only two of the sulphonic groups are eliminated, and the resulting substance has the formula  $C_{10}H_4(NO_2)_2(OH) \cdot SO_3H$ ; it is, in fact, the sulphonic acid of Martius' yellow. This valuable dye-stuff is called **naphthol yellow**, and comes into the market in the form of its potassium salt,  $C_{10}H_4(NO_2)_2(OH) \cdot SO_3K$ ; it is very largely used, as the yellow shades are faster to light than those of Martius' yellow.

**Methylene blue**,  $C_{16}H_{18}N_3SCl$ , was first prepared by Caro, in 1876, by the oxidation of dimethyl-*p*-phenylenediamine (p. 367) with ferric chloride in presence of sulphuretted hydrogen.

Nitrosodimethylaniline (p. 367) is reduced in strongly acid solution with zinc-dust, or with sulphuretted hydrogen, and the solution of dimethyl-*p*-phenylenediamine thus obtained is treated with ferric chloride in presence of excess of sulphuretted hydrogen. The intensely blue solution thus obtained is mixed with salt and zinc chloride, which precipitate the colouring matter as a zinc double salt, in which form it comes into the market.

Methylene blue is readily soluble in water, and is a valuable cotton-blue, as it dyes cotton, mordanted with tannin, a beautiful blue, which is very fast to light and soap; it is not much used in dyeing silk or wool.

**Indigo**,  $C_{16}H_{10}N_2O_2$ , is a natural dye, which has been used from the earliest times. It is contained in the leaves of the indigo plant (*Indigofera tinctoria*) and in woad (*Isatis tinctoria*)

in the form of the glucoside 'indican;' when the leaves are macerated with water, this glucoside undergoes fermentation, and indigo separates as a blue scum.

Indigo comes into the market in an impure condition in the form of dark-blue lumps, and, especially when rubbed, shows a remarkable copper-like lustre; it is insoluble in water and most other solvents, but dissolves readily in hot aniline, from which it crystallises on cooling; it sublimes, when heated, in the form of a purple vapour, and condenses as a dark-blue crystalline powder, which consists of pure 'indigotin,' the principal and most valuable constituent of commercial indigo.

Reducing agents convert indigo into its leuco-compound, *indigo white*, which, in contact with air, is rapidly reconverted into indigo, a property made use of in dyeing with this substance (p. 507); concentrated sulphuric acid dissolves indigo with formation of *indigodisulphonic acid*,  $C_{16}H_8N_2O_2(SO_3H)_2$ , the sodium salt of which is used in dyeing under the name 'indigo carmine.'

Indigo has been synthetically produced by Baeyer by various reactions, two of the more important of which are mentioned on pp. 408 and 433.

---

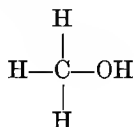
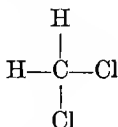
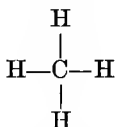
## CHAPTER XXXV.

### STEREO-ISOMERISM.

The constant use of graphic formulæ in studying carbon compounds was strongly recommended in an early chapter (part i. p. 53), because, as was then pointed out, such formulæ afford a fairly sure and complete summary of the chemical properties of the substances which they represent, whereas the ordinary molecular formulæ express little, and are besides more difficult to remember. The true significance of graphic formulæ was also explained; the lines which are drawn between any two atoms simply express the conclusion that,

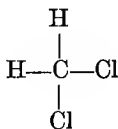
as far as can be ascertained experimentally, these particular atoms are directly united, without attempting to give the slightest indication of the nature of this union, or of the direction in which the force of affinity is exerted.

When, therefore, formulæ such as the following

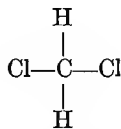


are employed, it must not be supposed that they give any idea whatever of the actual form of the molecule, or intend to indicate that all the atoms in the molecule lie in one plane (that is, the plane of the paper); such an assumption is unsupported by facts, and is, moreover, shown to be incorrect by many considerations, of which the following may be mentioned.

(a) Experience has shown that methylene chloride,  $\text{CH}_2\text{Cl}_2$ , exists in only *one* form, and all attempts to obtain an isomeride have failed; yet, if a compound of this composition were actually represented by the above plane formula, it should be capable of existing in *two* isomeric forms—namely,



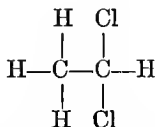
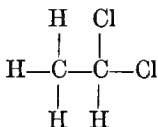
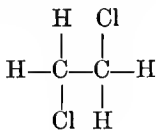
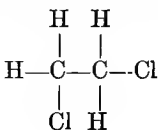
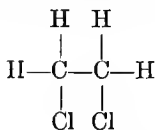
and



because in one case the chlorine atoms would be adjacent, in the other they would be separated by hydrogen atoms, and the relative positions of all the atoms not being identical, the substances themselves could not be so.

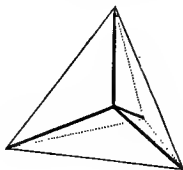
(b) Again, only *two* isomeric dichlorethanes—namely,  $\text{CH}_2\text{Cl}\cdot\text{CH}_2\text{Cl}$  and  $\text{CH}_3\cdot\text{CHCl}_2$ , are known, whereas, if ethane and its derivatives were actually composed of atoms,

all of which lie in one plane, the following *five* isomeric dichlorethanes should be capable of existence :



These, and a great many other similar cases, show conclusively that the atoms in the molecule of a carbon compound cannot lie in one plane; were this so, it would be impossible to explain the fact that a large number of isomerides which, theoretically, would be capable of existence, have never yet been prepared.

If, then, an attempt be made to account satisfactorily for the known isomerism of carbon compounds, it is found that this can be done by assuming that each of the several atoms or groups with which a carbon atom is united is situated at some point on one of four different lines, which are symmetrically arranged in the space around the carbon atom. In other words, it may be supposed that the carbon atom is situated in the centre of an imaginary regular tetrahedron, and that its four affinities (those forces by virtue of which it unites with four atoms or groups) act in the directions of straight lines drawn from the centre of the tetrahedron to the four corners, as represented by the dark lines in the following figure :

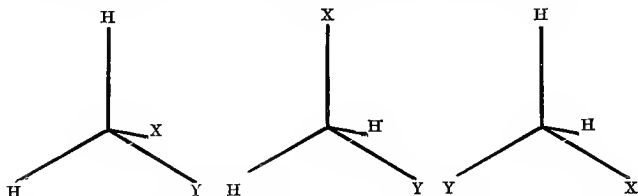


Now this highly important theory, which was advanced by Le Bel and van't Hoff, independently, in 1874, is not based solely on the fact that it explains the non-existence of a larger number of isomerides of a given substance than is actually known; it is also supported by positive evidence of a very weighty character, and, indeed, may be shown to accord well with all known facts.

If, then, this theory be applied in the case of some of the simplest organic compounds, it leads to the following conclusions:

(1) Assuming that one of the hydrogen atoms in marsh-gas,  $\text{CH}_4$ , is displaced by an atom X, there can only be *one* substitution product of the type  $\text{CH}_3\text{X}$ , because all the hydrogen atoms are identically situated.

(2) Only *one* di-substitution product of the type  $\text{CH}_2\text{XY}$ , such as  $\text{CH}_2\text{Cl}_2$  or  $\text{CH}_2\text{ClBr}$  (in which X and Y are either identical or dissimilar), is also possible, formulæ such as



being *absolutely* identical, although they may appear to be different on paper.

Points such as these can only be clearly understood by actually handling models made to represent arrangements of this kind;\* it will then be seen at once that, in whatever manner the positions of the different atoms H H X Y are

\* In order to facilitate the study of stereochemistry, sets of models similar to those recommended by Friedländer have been specially prepared at the authors' request by Messrs Baird and Tatlock (14 Cross Street, Hatton Garden, London, E.C.), from whom they may be obtained at a cost of eighteen pence. Such sets contain sufficient models for the study of the isomerism of the tartaric acids, but larger sets adapted for the study of the sugars may also be obtained.

varied, only one arrangement is possible, the apparent difference which exists on paper vanishing at once on rotating the models.

(3) In the case of the tri-substitution products of methane, also, *one* form only is possible, where any two of the substituting atoms, or groups of atoms, are *the same*, as, for example, in the compounds



In all these cases there is perfect agreement between fact and theory, compounds of the given types being known in *one* form only.

(4) If, however, three atoms in marsh-gas be substituted by three *different* groups, compounds of the type C, H, X, Y, Z\*—in which the carbon atom is united with four different atoms or groups—being obtained, then it is possible to construct *two*, but only two, different arrangements, which cannot be made to coincide by rotation, or in any other way; these two forms may be represented by the following figures:



In working with the models this is very clearly seen, by first inserting the red, white, blue, and yellow balls into the two india-rubber carbon models, in such a way as to produce identical arrangements; by then interchanging any two of the balls in one of the models, a form will be obtained which is different from, and which, therefore, cannot be made to coincide with, the other form by rotating.

These two arrangements are related to one another, in the same way as an *object* to its *mirror-image*—that is to say, if one be held before a mirror, the position of X, Y, and Z in relation to H in the mirror-image will be found to be

\* Or C, r, b, w, y; compare foot-note, p. 536.

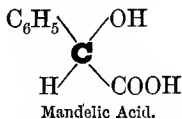
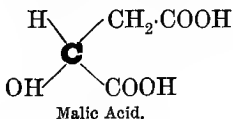
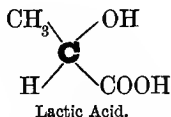
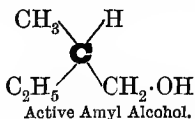


identical with those in the other viewed directly, an interesting point, which again is much more clearly seen by using models; for the sake of convenience, one of these arrangements may be denoted by +, the other by -, the actual choice being immaterial.

When, therefore, a carbon atom is united to *four different* atoms or groups, H, X, Y, and Z, the compound which is produced may, theoretically, exist in two distinct modifications, related to one another in the same way as an object to its mirror-image. Any carbon atom united in this way is called an '**asymmetric carbon atom**,' on account of its unsymmetrical or asymmetrical nature.

Now certain substances, such as active amyl alcohol, sarcos-lactic acid, malic acid,\* and mandelic acid (p. 440), which have already been described, have the property of rotating the plane of polarised light, and experience has shown that all substances which have this property, when in a liquid state, or in solution, exist in (at least) *two forms*, one of which rotates the plane of polarisation to the right, the other doing so to precisely the same extent to the left.

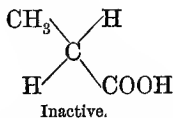
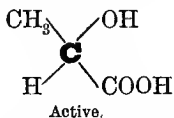
On considering the constitutional formulæ of such optically active organic substances, one remarkable fact is brought to light—namely, that the molecule always contains at least *one* asymmetric carbon atom, as is indicated in the following formulæ, in which the symbol of this particular carbon atom is printed in heavy type :



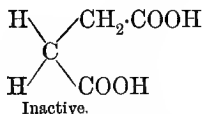
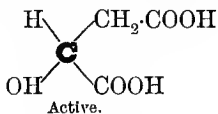
\* These three compounds are described in part i. pp. 105, 227, 239.

That this property of rotating the plane of polarised light is due to the presence in the molecule of an asymmetric carbon atom is practically proved by the fact that all optically active compounds of known constitution contain a carbon atom united in this way, and also by the fact that if by any means the asymmetric character of the carbon atom be destroyed, the power of rotating the plane of polarised light also disappears.

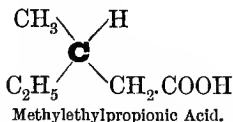
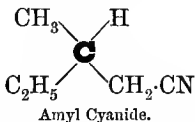
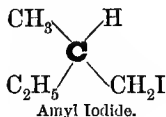
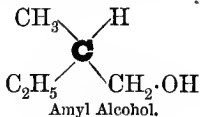
*Sarcolactic acid*, for example, is optically active, but when reduced with hydriodic acid, it yields propionic acid, which is inactive, because it does not contain a carbon atom united with four different atoms or groups,



Malic acid, again, is optically active, but, on reduction, inactive succinic acid is formed,

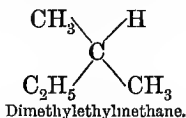


A still more instructive case is afforded by active amyl alcohol, and the following derivatives :



These substances, prepared from active amyl alcohol by the

usual series of reactions, are themselves optically active, because they still contain an asymmetric carbon atom; if, however, the iodide be reduced to the hydrocarbon



the asymmetric character of the carbon atom is destroyed, and a substance is formed which is optically inactive.

This relation between the presence of an asymmetric carbon atom and the property of rotating the plane of polarised light, was first pointed out by Le Bel and van't Hoff, and is now supported by such a mass of evidence that it may be regarded as established.

Considering now some of the simplest optically active substances—namely, those containing *only one* asymmetric carbon atom, it may be repeated that they invariably exist in two optically active forms, one of which is dextrorotatory (*d* or +), the other levorotatory (*l* or -) to exactly the same extent. These two forms are called *optical*, *physical*, or *stereochemical isomerides*; they have the same chemical properties and chemical constitution, because their molecules differ only as regards the arrangement in space. They have also the same melting-point and boiling-point, and are identical in other physical properties, except that they almost invariably differ to a greater or less extent in crystalline form, inasmuch as the crystals of the one are to those of the other as an object to its mirror-image (p. 540).

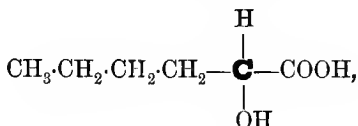
When any substance containing *one* asymmetric carbon atom is prepared synthetically, the product is found to be optically *inactive*. When, for example, lactic acid is produced from  $\alpha$ -bromopropionic acid, or malic acid from bromosuccinic acid (part i. pp. 226 and 240), the product in each case has no action on polarised light.

This is due to the fact that the product contains equal quantities of the *d* and *l* forms, and the action on polarised

light of the one is exactly counterbalanced by that of the other. This can be proved by simply dissolving together equal quantities of the *d* and *l* forms, and then evaporating the solution, when an inactive product, identical with that produced synthetically, is obtained.

When, moreover, this inactive product is a solid, it is found, as a rule, to differ very considerably from the active forms in physical properties; it has a different melting-point (usually a higher one), different solubility, and a different crystalline form, and is spoken of as the *racemic* (inactive or *i.r.*) modification of the compound. Liquid racemic modifications also differ from the optically active forms, but the differences are naturally less noticeable.

The above statements refer simply to compounds containing only one asymmetric carbon atom. No matter how many carbon atoms the molecule may contain, or what the nature of the other atoms may be, as long as only one of the carbon atoms is combined with four different atoms or groups, the compound exists only in the above three optically different forms—namely, *d*, *l*, and *i.r.*; a substance of the constitution



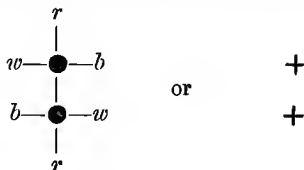
for example, would not form a larger number of optical isomerides than a simple substance such as lactic acid.

When, however, a compound contains *two* asymmetric carbon atoms, a larger number of modifications may exist in accordance with the above theory, as will be seen at once by constructing models in the following manner:

I. Make two *identical* asymmetric carbon atoms, **C**, *r*, *b*, *w*, *y*,\* each of which, for convenience, may be designated +; now remove *y* from both models, join the two open ends by means

\* The letters *r*, *b*, *w* and *y* refer to the red, blue, white, and yellow balls in the sets of models.

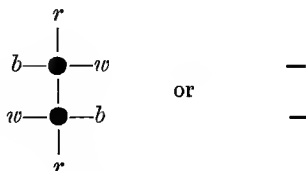
of the rod, and lay the model on the table, so that the two red balls point upwards. This is one possible modification, a plane figure of which may be obtained by pressing the red balls outwards on the table, when it will appear like this:



### MODIFICATION I.

The removal of one of the balls, representing one of the atoms or groups, and the substitution for it of the more complex group (**C**, *r*, *b*, *w*), still leaves each carbon atom asymmetrical; in other words, each is now combined with the four different groups (*b*), (*w*), (*r*), and (**C**, *r*, *b*, *w*), instead of with (*r*), (*b*), (*w*), and (*y*).

II. Repeat the above operations, starting, however, with two *identical* asymmetric carbon atoms, **C**, *r*, *b*, *y*, *w*, which are the mirror-images of those taken in (I.), and which may, therefore, be called —; the plane representation of this model will be

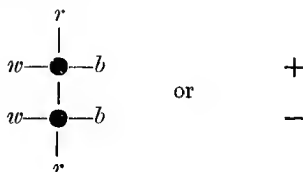


### MODIFICATION II.

This form is quite different from I., because the one cannot possibly be converted into the other by rotation; if, for example, II. be turned over, the positions of *b* and *w* will correspond with those in I., but although the flat images would be the same, the two are not identical, because *r*, *r* will

now point downwards in II., whereas they pointed upwards in I. ; if, in fact, this model (II.) be held before a mirror, it will be seen that it is *not* identical with its mirror-image, but that its mirror-image is identical with I. viewed directly.

III. If now two *different* asymmetric carbon atoms, C, *r*, *b*, *w*, *y*, and C, *r*, *b*, *y*, *w*, or + and —, be joined in the same manner as before, another modification will be obtained which is quite different from I. and II., and which may be represented thus :



### MODIFICATION III.

No other forms different from these three can be constructed. It is evident, then, that a compound containing *two* asymmetric carbon atoms may form *three* distinct modifications. One of these (I.) will be dextrorotatory, because it contains two *identical* (+) asymmetric carbon atoms; the other (II.) will be levorotatory to exactly the same extent, because it contains two *identical* (—) asymmetric carbon atoms. The third form, on the other hand, will be optically inactive; the molecule which it represents contains two *different* asymmetric carbon atoms, one + and the other —, and consequently the dextrorotatory action of the one is exactly counterbalanced by the levorotatory action of the other; in other words, the rotatory power of one *part* of this molecule is compensated or neutralised by that of the other part; such a compound is said to be inactive by *internal compensation*.

There is, however, a fourth modification which has not yet been considered in the present case; by dissolving equal quantities of the two active (*d* and *l*) forms, and then evap-

orating, an inactive or *racemic* modification may be obtained, just as in the case of the lactic acids, &c., and this form is said to be inactive by *external compensation*, the action of two *separate* molecules counterbalancing one another.

In order to decide which two of the above three forms represent the active (*d* and *l*) modifications of the substance, it is only necessary to determine which two models behave to each other as object to mirror-image. This will be found to be the case with the forms I. and II., which are therefore the active forms; on the other hand, the form III. coincides with its own mirror-image, and is, therefore, inactive.

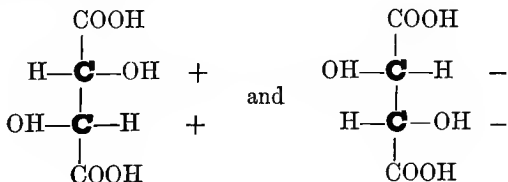
The same conclusions are arrived at by disconnecting and then comparing the asymmetric carbon atoms, when it is easy to see that one of the models is composed of two *different* arrangements; this, therefore, is the form which is inactive by *internal compensation*.

### *Stereo-isomerism of the Tartaric Acids.*

One of the best examples of the stereo-isomerism of substances containing two asymmetric carbon atoms is that of the tartaric acids,  $\text{COOH} \cdot \text{CH}(\text{OH}) \cdot \text{CH}(\text{OH}) \cdot \text{COOH}$ . As will be seen from the constitutional formula, there are two carbon atoms, each of which is united with four different atoms or groups—namely,  $\{\text{COOH}\}$ ,  $\{\text{H}\}$ ,  $\{\text{OH}\}$ , and  $\{\text{CH}(\text{OH}) \cdot \text{COOH}\}$ , and consequently, theoretically, there should be four physically isomeric forms of this acid.

As a matter of fact, four modifications are known—namely, dextrotartaric, levotartaric, mesotartaric and racemic acid, (part i. p. 245).

Dextrotartaric acid and levotartaric acid are the two optically active modifications, and may be respectively represented by the formulæ,



The one rotates the plane of polarisation to the right to exactly the same extent as the other to the left; but in all other respects they are identical, except for slight differences in crystalline form. They possess the same melting-point, and the same solubility in various solvents; their metallic salts have the same composition, and crystallise with the same number of molecules of water. Their ethereal salts melt and boil at the same temperature; all their salts, like the acids themselves, are optically active to the same extent, but in opposite directions.

In addition to this difference in their action on polarised light, these two active tartaric acids and the corresponding salts show a slight difference in crystalline form, which is exhibited very clearly in the case of the well-defined crystals of their sodium ammonium salts,  $C_4H_4O_6Na(NH_4) + 4H_2O$ .

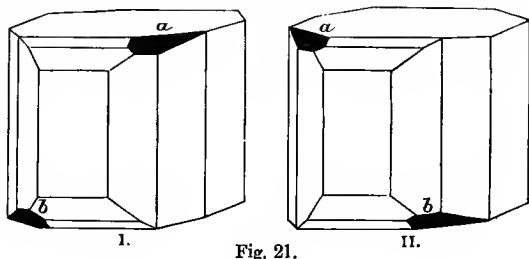


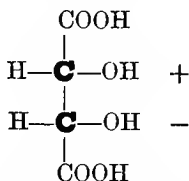
Fig. 21.

If these crystals be examined, it will be found that certain faces (those which are darkened in the figures) which are on the *right-hand* side of the crystals of the dextrorotatory acid, are on the *left-hand* side of those of the levorotatory acid. The two kinds of crystals are, in fact, related as an object to its mirror-image, as will be seen by holding I. before a mirror, when the darkened faces will appear as in II. viewed directly, and *vice versa*. A similar difference in the crystalline form is observed in the case of other optically active substances, and such crystals are said to be *enantiomorphous*.

*Mesotartaric acid*,  $C_4H_6O_6$ , is the *simple* optically inactive



form of tartaric acid ; that is to say, it is inactive by internal compensation (see above), and may be represented by the formula,



It differs from the two optically active forms in many respects, as, for example, in melting-point, solubility, and crystalline form. It might, in fact, be regarded as quite a different substance from an examination of its *physical* properties, and of those of its salts, although, in *chemical* properties, it is identical with the active forms. On the other hand, mesotartaric acid resembles racemic acid very closely in physical properties, but, unlike the latter, *it cannot be resolved into two optically active modifications*, because it is a simple substance.

*Racemic acid*,  $\text{C}_4\text{H}_6\text{O}_6$ ,  $\text{C}_4\text{H}_6\text{O}_6$ , is the *double* inactive form of tartaric acid, and is simply composed of equal quantities of dextro- and levo-tartaric acids ; that is to say, it is inactive by external compensation (see above), and may be represented by the formula  $\left\{ \begin{array}{l} \text{C}_4\text{H}_6\text{O}_6 + + \\ \text{C}_4\text{H}_6\text{O}_6 - - \end{array} \right.$ . It also behaves as if it were a distinct substance, as far as physical properties are concerned, which is all the more remarkable when it is borne in mind that racemic acid is obtained on evaporating a solution of equal quantities of the two active modifications, and that it *can be again separated into these two forms* by the methods given below.

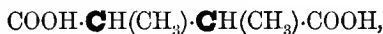
It will be seen from the above examples that the existence of physical isomerides, and the number of such modifications, is in complete accordance with the theory of Le Bel and van't Hoff, and a great many other cases might be mentioned in which the agreement is quite as perfect.

As the number of asymmetric carbon atoms increases, the number of isomerides naturally becomes larger, so that a substance such as saccharic acid (part i. pp. 264, 270),




which contains four asymmetric carbon atoms, is capable of existing in ten optically isomeric forms (which may be constructed with the aid of models).

As in the case of chemical isomerism, however, all the theoretically possible isomerides of a given substance have not always been actually obtained owing to experimental difficulties; dimethylsuccinic acid,



for example, like tartaric acid, should exist in four forms, but only two are known, both of which are optically inactive, the two active forms not having yet been isolated.

An examination of the models of substances containing two asymmetric carbon atoms—that is, of substances derived from the symbol,



might lead to the supposition that they should exist in more than four modifications.

In the first place, the model could be so arranged that the directions of the affinities of the two carbon atoms would be as shown in the figure. If, then, one of the carbon atoms were slowly

rotated about an axis, an infinite number of forms would be produced, all of which would be different, because they would represent different relative positions in space of the atoms constituting the molecule. It would be just the same even if the substance did not contain an asymmetrical carbon atom; ethane,  $\text{CH}_3\cdot\text{CH}_3$ , or ethylene chloride,  $\text{CH}_2\text{Cl}\cdot\text{CH}_2\text{Cl}$ , for example, could in this way be represented as existing in an infinite number of modifications.

This objection, however, at once disappears on considering the matter a little more carefully.

In a compound represented by the above symbol (by attaching atoms or groups to the corners of the imaginary tetrahedra), the atoms or groups united with one of the carbon atoms must exert a certain attraction or repulsion on those united with the other, those which have the greatest affinity for each other striving to approach as nearly as possible, until a certain position of equilibrium, which is the resultant of all the mutual attractions, is reached.

This position may be disturbed by the application of heat or of some other force, but on removing the disturbing element, the original form will be restored, so that, under given conditions, the compound only exists in one form, unless, of course, it contains asymmetric carbon atoms.

### *Resolution of Racemic Modifications.*

The racemic modification of tartaric acid and the corresponding forms of other optically active substances—namely, of those which are inactive because they are composed of equal quantities of the two opposed active forms—may sometimes be resolved into their components by one or other of the following methods:

(1) By crystallisation of the salt formed by the combination of a *racemic* acid or base with an optically *inactive* substance. This method was first employed by Pasteur in the case of racemic (tartaric) acid, and depends on the fact that if a solution of sodium ammonium racemate be allowed to crystallise at a particular temperature (below  $28^\circ$ ), enantiomorphous crystals (right- and left-handed, as shown in the fig., p. 540) are deposited. If now these crystals are sorted mechanically, the right-handed ones being placed in one vessel, the left-handed ones in another, a separation of the

racemic acid into its constituents is accomplished, one kind of crystals being those of the salt of the dextro-acid, the other those of the salt of the levo-acid. If, however, crystallisation take place at temperatures above  $28^{\circ}$ , only one kind of crystal is deposited—namely, crystals of sodium ammonium racemate, which do *not* exist in enantiomorphous forms, and which, indeed, belong to quite a different crystalline system. This method of separation is not applicable in all cases, because, as a rule, the crystals of the salts of the two active components are not sufficiently well defined to allow of their mechanical separation, even if they are deposited separately.

(2) A second method, also discovered by Pasteur, consists in fractionally crystallising the salt formed from a racemic acid or base with an optically *active* substance. This method depends on the fact, that the two constituents of the racemic modification, form, with one and the same optically active substance, salts which *differ in solubility*, and which, therefore, can be separated by fractional crystallisation in the ordinary way. If, for example, racemic acid be combined with the optically active base cinchonine (p. 493) or strychnine (p. 494), the product may be resolved into the salts of the dextro- and levo-acids; in a similar manner the racemic modification of coniine (p. 489) may be resolved into its constituents by fractional crystallisation of the salt which it forms with dextrorotatory tartaric acid.

(3) Another method of separation, quite different in principle from the foregoing, depends on the fact that if certain organisms, such as *penicillium glaucum*, be placed in a solution of a racemic modification, they feed on and, therefore, destroy one—usually the dextro—modification, the result being that, after a time, the solution contains only the levo-isomeride.

## INDEX.

[Where more than one reference is given, and one of them is in heavy type, the latter refers to the systematic description of the substance.]

	PAGE		PAGE
Acetanilide.....	360, 362	Anethole.....	410, 439
Acetophenone.....	411	Aniline, 361; homologues of, 364; hydrochloride, 362; platinochloride, 362; stannichloride, 356, 361; substitution products of, 363; sulphate, 362; sulphonic acid, <i>p</i> .....	383
Acetophenonehydrazone.....	412	Aniline blue.....	517
Acetophenoneoxime.....	412	Aniline yellow.....	524
Acetotoluidide.....	360	Animal charcoal, use of.....	393
Acetylbenzene.....	411	Anisalcohol.....	404
Acetylcodeine.....	497	Anisaldehyde.....	404, 410
Acid dyes, 506; Acid green.....	511	Anisic acid.....	404, 411, 439
Acrolein.....	482	Anisole.....	392
Acrylaniline.....	482	Anisyl alcohol.....	410
Active amyl alcohol.....	533	Anthracene.....	298, 328, 457
Alizarin, 464, 465; constitution of, 467; diacetate, 467; dyeing with..	504	Anthracene, constitution of.....	458
Alkali blue.....	518	Anthracene derivatives, isomerism of.....	461
Alkaloids, 434; extraction of.....	488	Anthracene dichloride.....	462
Alkaloids, contained in opium, 495; derived from pyridine, 488; derived from quinoline, 492; related to uric acid.....	498	Anthracene disulphonic acids.....	464
Alkylanilines.....	364	Anthracene oil.....	296, 298
Amalinic acid.....	498	Anthracene picrate.....	458
Amidoazobenzene, 375, 522, 524; hydrochloride, 375; sulphonic acid	523	Anthranilic acid.....	422, 437
Amidoazo-compounds.....	374	Anthranol.....	464
Amidoazotoluene hydrochloride.....	522	Anthrapurpurin.....	468
Amidobenzaldehydes.....	408, 410	Anthraquinone, 458, 462; test for.....	465
Amidobenzene.....	361	Anthraquinone- $\beta$ -monosulphonic acid.....	464, 466
Amidobenzenesulphonic acid, <i>m</i> , <i>o</i> .....	384	Anthraquinonedisulphonic acid.....	468
Amidobenzenesulphonic acid, <i>p</i> .....	383	Anthraquinonesulphonic acid, sodium salt of.....	464
Amidobenzoic acid, <i>m</i> , <i>o</i> , <i>p</i> .....	422	Antifebrin.....	362, 500
Amido-compounds.....	325, 355	Antipyrine.....	499
Amidoethylsulphonic acid.....	501	Arbutin.....	399
Amidonaphthalene.....	444, 451	Aromatic, alcohols, 385, 402; alde- hydes, 405; amines, 355, 368; com- pounds, general properties of, 342; halogen derivatives.....	341
$\alpha$ -Amido- $\beta$ -naphthol.....	455	Aseptol.....	396
1:4-Amidonaphthol.....	455	Asymmetric carbon atom.....	533
Amidophenol, <i>p</i> .....	415	Atropine, 490; sulphate, 491; test for.....	491
Amidotoluene.....	364		
Amygdalin.....	405		
Amyl alcohol, 534; cyanide, 534; iodide.....	534		

	PAGE
Aurin .....	513, 518
Azobenzene .....	378, 522
Azobenzenesulphonic acid .....	522
Azo-compounds .....	377
Azo-dyes, 506, 522; preparation of ..	523
Basic dyes .....	506
Baumann and Schotten's method .....	420
Benzal chloride .....	341, 342, 349, 407
Benzaldehyde, 405; bisulphite comp. ....	406
Benzaldehyde green .....	510
Benzaldoxime .....	407
Benzamide .....	421
Benzene, 297, 298; constitution of ..	303
Benzene derivatives, constitution of ..	317
Benzene derivatives, isomerism of ..	310
Benzene hexabromide .....	303
Benzene hexachloride .....	303, 326
Benzene hexahydride .....	326
Benzene homologues, 328; properties of, 331; oxidation of .....	333
Benzene, synthesis of .....	301, 324
Benzene- <i>m</i> -dicarboxylic acid .....	426
Benzene- <i>o</i> -dicarboxylic acid .....	425
Benzene- <i>p</i> -dicarboxylic acid .....	427
Benzenedisulphonic acid, <i>m</i> , <i>o</i> , <i>p</i> .....	383
Benzenesulphonamide .....	383
Benzenesulphonic acid .....	382
Benzenesulphonic chloride .....	383
Benzidine .....	379, 526
Benzoic acid, 418; salts of, 419; sub- stitution products of .....	422
Benzoic anhydride .....	420
Benzonitrile .....	421
Benzophenone .....	340, 412
Benzopurpurin .....	526
Benzoquinone .....	413
Benzotrichloride .....	342, 349
Benzoylaniline .....	420
Benzoylbenzene .....	412
Benzoylbenzoic acid, <i>o</i> .....	463
Benzoyl chloride, Benzoyl-group .....	420
Benzyl, acetate, 349, 403; alcohol, 403; bromide, 403; chloride, 340, 342, 348, 460; cyanide, 422, 429; ethyl ether, 418; radicle .....	333
Benzylamine .....	368
Benzylidene radicle .....	407
Benzylideneacetone .....	407
Benzylidenehydrazone .....	407
Benzylidenedihydroxycyanide .....	407
Benzylmalonic acid .....	429

	PAGE
Betaïne, 500; chloride .....	501
Bismarck brown .....	524
Bone-oil, Bone-tar .....	472
Bordeaux .....	525
Brilliant green .....	511
Bromacetylene .....	324
Bromanthraquinone .....	463
Bromobenzene .....	303, 347
Bromobenzoic acid, <i>m</i> , <i>o</i> , <i>p</i> .....	422
Bromobenzoylbenzoic acid .....	463
Bromobenzyl bromide, <i>o</i> .....	460, 469
$\alpha$ -Bromonaphthalene .....	450
$\beta$ -Bromonaphthalene .....	450
Bromonitrobenzene, <i>m</i> , <i>o</i> , <i>p</i> .....	354
Bromophthalic acid; anhydride .....	463
Bromotoluene, <i>o</i> .....	461
Brucine, 494, 495; test for .....	495
Brucine, ethiodide; hydrochloride ..	495
Butyrolactone .....	519
Butyrophenone .....	412
Caffeine, 497; hydrochloride .....	498
Calico-printing .....	505
Carbazole .....	457
Carbolic acid, 297, 298, 391; oil .....	296
Carboxylic acids .....	416
Carvacrol .....	339, 397
Catechol .....	398, 467
Catecholcarboxylic acid .....	439
Catechu .....	398
Chloracetanilide .....	363
Chloranil .....	416
Chloraniline, <i>m</i> , <i>o</i> , <i>p</i> .....	363
Chlorobenzene .....	303, 347
Chlorobenzoic acid .....	348
Chlorobenzyl chloride, <i>p</i> .....	343
Chloronaphthalene, $\alpha$ -, 449; $\beta$ - .....	450
Chloronitrobenzene, <i>m</i> , <i>o</i> , <i>p</i> , 354; <i>m</i> - ..	363
Chlorotoluene, <i>m</i> , <i>o</i> , <i>p</i> .....	348
Choline, 500; chloride .....	500
Chrysoidine .....	524
Cinchomeric acid .....	483
Cinchona-bark, alkaloids of .....	492
Cinchonine .....	492, 493
Cinchonic acid .....	493
Cinnamic acid, 430; aldehyde .....	405
Closed-chain compounds .....	323
Coal-tar, distillation of .....	295, 299
Coca, alkaloids of .....	491
Cocaine, 491; hydrochloride .....	491
Codeine .....	495, 497
Coke .....	295

PAGE	PAGE
Collidines . . . . .	478
Colour-base . . . . .	508
Congo group of dyes . . . . .	524, 526
Congo-red . . . . .	455, 526
Coniine, 488; hydrochloride . . . . .	489
Creosote oil . . . . .	296, 298
Cresol, 298; Cresol, <i>m</i> , <i>o</i> , <i>p</i> . . . . .	396
Cumene . . . . .	338
Cumic acid . . . . .	338
Cymene . . . . .	339
Dahlia . . . . .	515
Daturine . . . . .	490
Dextrorotatory compounds . . . . .	535
Dextrotartaric acid . . . . .	539
Diallyl, Diallyl tetrabromide . . . . .	303
Diamidoazobenzene; hydrochloride . . . . .	524
Diamidobenzene . . . . .	364
Diamidobenzene, <i>m</i> . . . . .	354
Diamido-compounds . . . . .	360
Diamidodiphenyl, <i>p</i> . . . . .	378
1:4-Diamidonaphthalene . . . . .	455
Diamidophthalophenone . . . . .	520
Diazoamidobenzene . . . . .	374
Diazoamido-compounds . . . . .	374
Diazobenzene, chloride, 371; cyanide, 372; nitrate, 371; sulphate . . . . .	371
Diazobenzenesulphonic acid . . . . .	384, 523
Diazo-compounds . . . . .	325, 344, 370
Diazo-compounds, constitution of . . . . .	373
Diazocumene chloride . . . . .	525
Diazotoluene chloride . . . . .	372
Diazoxylene chloride . . . . .	525
Dibasic acids . . . . .	423
Dibenzylamine . . . . .	369
$\alpha\beta$ -Dibromanthraquinone . . . . .	465
Dibromethylbenzene . . . . .	432
Dibromopyridine . . . . .	473
Dichloranthracene . . . . .	462
Dichlorobenzene . . . . .	303
Dichloronaphthalene . . . . .	450
Diethylaniline . . . . .	365
Digallic acid . . . . .	440
Dihydric phenols . . . . .	387, 388, 398
Dihydrobenzene . . . . .	309, 326
Dihydroxyanthraquinones . . . . .	468
$\alpha\beta$ -Dihydroxyanthraquinone . . . . .	465
Dihydroxyazobenzene . . . . .	522
Dihydroxybenzene, <i>m</i> , <i>o</i> , 398; <i>p</i> . . . . .	399
Dihydroxybenzoic acids . . . . .	439
1:2-Dihydroxynaphthalene . . . . .	456
1:4-Dihydroxynaphthalene . . . . .	456
Dihydroxyphenanthrene . . . . .	470
Dihydroxyphthalophenone . . . . .	519
Dimethylamidoazobenzene . . . . .	376
Dimethylamidoazobenzene hydrochloride . . . . .	522
Dimethylamidoazobenzenesulphonic acid . . . . .	524
Dimethylaniline . . . . .	358, 366
Dimethylbenzidine . . . . .	379
Dimethylcatechol . . . . .	398
Dimethylethylmethane . . . . .	535
Dimethyl- <i>p</i> -phenylenediamine . . . . .	367, 527
Dimethylpyridines . . . . .	478
$\alpha$ -Dinaphthol, $\beta$ -Dinaphthol . . . . .	454
Dinitro- $\alpha$ -disulphonic acid, potassium salt of . . . . .	454
Dinitro- $\alpha$ -naphthol . . . . .	454, 527
Dinitrobenzene, <i>m</i> , 353; <i>o</i> , <i>p</i> . . . . .	353, 354
Dinitrobenzenes, constitution of . . . . .	318
Dinitrophthalophenone . . . . .	520
Diphenic acid . . . . .	469, 470, 471
Diphenic anhydride . . . . .	471
Diphenyl, 327, 340, 469; ketone, 340, 412	
Diphenylamine . . . . .	359, 367
Diphenyldicarboxylic acid . . . . .	469
Diphenylethylene . . . . .	469
Diphenylmethane . . . . .	340, 413
Diphenyl- <i>m</i> -tolylmethane . . . . .	511, 515
Dipfel's oil . . . . .	472
Dipropargyl . . . . .	303
Ditolyl, <i>o</i> . . . . .	469
Dyes and their application . . . . .	502
Ecgonine . . . . .	491
Enantiomorphous crystals . . . . .	540
Eosin, 521; potassium salt of . . . . .	521
Erythrosin . . . . .	521
Ethyl, benzenesulphonate, 381; benzoate, 419; benzylmalonate, 429; mandelate, 441; phthalate, 426; salicylate . . . . .	438
Ethylaniline . . . . .	365
Ethylbenzene . . . . .	335, 337
Ethylbenzylaniline . . . . .	511
Fatty compounds . . . . .	322
Fittig's reaction . . . . .	330
Fluorescein, 425, 520; reaction, 399; sodium salt of . . . . .	521
Formanilide . . . . .	363
Friedel and Craft's reaction . . . . .	329, 411
Fuchsin . . . . .	513

	PAGE		PAGE
Gallic acid.....	439	Isonicotinic acid .....	479
Gas liquor.....	295	Isophthalic acid .....	426
Glucosides .....	488	Isopropylbenzene.....	338
Guaïacol.....	398	Isopropylbenzoic acid.....	338
Gum benzoin.....	418	Isoquinoline, 482, 483; acid sulphate.....	483
Heavy oil.....	296	Kairine, 499; hydrochloride.....	499
Helianthin.....	524	Ketones, aromatic.....	411
Hemimellitene.....	338	Körner's method of determining con- stitution .....	320
Hemlock, alkaloids of.....	488	Lactic acid .....	533
Hexahydropyridine.....	473, 476	Lactones .....	519
Hexahydrotetrahydroxybenzoic acid.....	492	Lakes .....	467, 506
Hexamethylene.....	326	Laubenheimer's reaction.....	470
Hexamethylrosaniline chloride.....	515	Laudanum .....	496
Hippuric acid.....	418	Le Bel and van't Hoff's theory.....	530
Hofmann's violet.....	515	Lecithin.....	500
Hydranthracene .....	460, 461	Leucaniline.....	511
Hydrazines .....	373	Leuco-base, 508; Leuco-compounds.....	507
Hydrazobenzene.....	378	Leuco-malachite green .....	509
Hydrobenzamide.....	408	Leuco-pararosaniline.....	511, 512
Hydrocarbons, aromatic, oxidation of.....	417	Leuco-rosaniline .....	511, 514
Hydrocinnamic acid.....	430	Levorotatory compounds.....	535
Hydroquinone.....	399, 414	Levotartaric acid.....	539
Hydroxyaldehydes, aromatic.....	408	Liebermann's reaction.....	390
Hydroxyanthraquinone.....	463, 466	Light oil .....	296
Hydroxyazobenzene.....	522	Lutidines .....	478
Hydroxyazobenzenesulphonic acid.....	523	Magenta .....	513
Hydroxybenzaldehyde, <i>m</i> , <i>p</i> , 410; <i>o</i> .....	409	Malachite green, 509; chloride of, 509; hydrochloride of base of, 508, 509, 510; oxalate of, 510; zinc double salt of.....	510
Hydroxybenzene.....	391	Malic acid.....	533, 534
Hydroxybenzoic acid, <i>o</i> , 437; <i>m</i> , <i>p</i> .....	438	Mandelic acid .....	440, 533
Hydroxybenzyl alcohol, <i>m</i> , <i>o</i> , <i>p</i> .....	404	Martius' yellow .....	454, 527
$\gamma$ -Hydroxybutyric acid.....	519	Meconic acid .....	495
Hydroxycarboxylic acids.....	433	Mesitylene, 337; constitution of.....	319, 324
Hydroxyethylsulphonic acid .....	502	Mesitylenic acid.....	338
Hydroxyethyltrimethylammonium hydroxide .....	500	Mesotartaric acid.....	539, 540
Hydroxyhydroquinone.....	401	Meta-compounds .....	313
Hydroxymethyltetrahydroquinoline.....	499	Metanilic acid .....	384
Hydroxytoluene, <i>m</i> , <i>o</i> , <i>p</i> .....	396, 403	Methoxyaniline, <i>p</i> .....	499
Hyoscyne, Hyoscyamine.....	490	Methoxybenzaldehyde, <i>p</i> .....	410
Hypnone .....	412	Methoxybenzoic acid, <i>p</i> .....	439
Indican.....	528	Methoxybenzoic acids.....	397
Indigo, 527; carmine, 528; dyeing with, 507; synthesis of.....	408, 433	Methoxybenzyl alcohol, <i>p</i> .....	404
Indigo white .....	507, 528	Methoxycinchonine.....	492
Indigodisulphonic acid.....	528	Methoxy-group.....	485
Indigotin .....	528	Methoxyquinoline.....	499
Iodine green .....	516	Methoxyquinoline- $\gamma$ -carboxylic acid.....	492
Iodobenzene.....	348		
Iodonitrobenzene, <i>m</i> , <i>o</i> , <i>p</i> .....	354		
Isethionic acid .....	502		



PAGE	PAGE
Methoxytetrahydroquinoline.....499	$\beta$ -Naphthaquinone.....456
Methyl isophthalate, 427; methyl- salicylate, 436, 438; orange, 525; potassiosalicylate, 436; salicylate, 436, 438; terephthalate, 427; violet.516	Naphthionic acid.....455, 525, 526
Methylacetanilide.....365	$\alpha$ -Naphthol, 447, 453; $\beta$ -Naphthol...454
Methylaniline.....357, 366	Naphthol yellow.....454, 527
Methylbenzene.....334	Naphthol yellow, potassium salt....527
$\alpha$ -Methylcinnamic acid.....431	$\alpha$ -Naphtholdisulphonic acid.....527
Methylcresols.....397	$\beta$ -Naphtholdisulphonic acid.....525
Methylene blue.....527	$\alpha$ -Naphtholmonosulphonic acid.....527
Methylethylpropionic acid.....534	Naphtholmonosulphonic acids.....455
Methylisopropylbenzene, <i>p</i> .....339	Naphthols.....452
Methylmorphine.....497	$\alpha$ -Naphtholtrisulphonic acid....454, 527
$\alpha$ -Methylnaphthalene.....449	$\alpha$ -Naphthylamine.....452, 453
$\beta$ -Methylnaphthalene.....449	$\beta$ -Naphthylamine.....452
Methylpiperidine.....477	Naphthylaminemonosulphonic acids.455
Methylpyridines.....478	Naphthylamines.....449
Methylquinoline.....482	1:4-Naphthylaminesulphonic acid...455
Methylsalicylic acid.....436, 438	Narcotine.....495
Methyltheobromine.....497	Neurine, 501; chloride.....501
Methyltriphenylmethane.....511	Nicotine, 489; dimethiodide, 489; hydrochloride.....489
Middle oil.....296	Nicotinic acid.....472, 479, 490
Mirbane, essence of.....353	Nightshade, alkaloids of.....490
Monobromopyridine.....473	Nitracetanilide, <i>o</i> , <i>p</i> .....363
Monochloranthracene.....462	Nitraniline, <i>m</i> , 354; <i>m</i> , <i>o</i> , <i>p</i> .....363
Monohydric phenols.....391	$\alpha$ 1-Nitroalizarin, $\beta$ 1-Nitroalizarin...467
Monohydroxynaphthalenes, the....452	Nitrobenzaldehyde, <i>m</i> , <i>o</i> , <i>p</i> .....408
Mordants.....504	Nitrobenzene, 352; oxidising action of.....480, 514
Morphine, 496; hydrochloride, 496; methiodide, 497; tests for.....496	Nitrobenzoic acid, <i>m</i> , <i>o</i> , <i>p</i> .....422
Naphtha, crude, 296; solvent.....297	Nitrocinnamic acid, <i>o</i> , <i>p</i> .....432
Naphthalene.....297, 298, 328, 442	Nitro-compounds.....325, 350
Naphthalene, amido-derivatives of...451	Nitronaphthalene.....444
Naphthalene, constitution of.....443	$\alpha$ -Nitronaphthalene.....451
Naphthalene, derivatives of.....449	$\beta$ -Nitronaphthalene.....451
Naphthalene derivatives, isomerism of.....447	$\beta$ -Nitro- $\alpha$ -naphthylamine.....451
Naphthalene, homologues of.....449	Nitrophenol, <i>m</i> , <i>o</i> , <i>p</i> .....392
Naphthalene, nitro-derivatives of...451	Nitrophenyldibromopropionic acid, <i>o</i> , <i>p</i> .....432
Naphthalene picrate.....443	Nitrophenylpropionic acid, <i>o</i> .....432
Naphthalene, sulphonic acids of....454	Nitrophthalic acid.....444
Naphthalene tetrachloride.....425, 450	Nitrosodimethylaniline.....366, 367, 527
Naphthalene yellow.....454	Nitrosomethylaniline.....366
Naphthalenedisulphonic acids.....455	Nitrosophenol, <i>p</i> .....367
Naphthalenesulphonic acids.....449, 454	Nitrosopiperidine.....477
Naphthalene- $\alpha$ -sulphonic acid..453, 455	Nitrotoluene, <i>m</i> , <i>o</i> , <i>p</i> .....355
Naphthalene- $\beta$ -sulphonic acid..454, 455	Nux vomica, alkaloids of.....494
Naphthalenetrisulphonic acids.....455	Oil of aniseed, 410, 439; bitter almonds, 405; wintergreen.....437
Naphthalic acid.....471	Open-chain compounds.....323
$\alpha$ -Naphthaquinone.....452, 455	Opium, 496; alkaloids of.....495
	Optical isomerides.....535

	PAGE		PAGE
Optically active substances.....	533	Phenylethyl alcohol.....	405
Organic compounds, classification of.....	322	Phenylethylene.....	432
Ortho-compounds.....	313	Phenylformic acid.....	428
Orthodiketones.....	470	Phenylglycollic acid.....	440
Orthoquinones.....	456	Phenylhydrazine; hydrochloride....	376
Osazones.....	377	Phenylhydrazones.....	377
Oxanilide.....	363	Phenylhydroxylamine.....	356
Oxanthrol.....	464	Phenylisocrotonic acid.....	431, 447
Papaverine.....	495	Phenylmethane.....	334
Para-compounds.....	313	Phenylmethyl carbinol, 412; ketone..	411
Paralencaniline.....	511, 512	Phenylmethylacrylic acid.....	431
Paraquinones.....	456	Phenylmethylpyrazolone.....	499
Pararosaniline, 511, 512; base of, 511; chloride, 511, 513; constitution of.....	513	Phenylpropionic acid.....	428, 432
Pentamethylene diamine.....	478	Phenylpropionic acid.....	428, 430
Pentamethylpararosaniline chloride.....	516	Phenyltrimethylammonium iodide....	360
Pepper, alkaloids of.....	490	Phloroglucinol.....	400, 401
Peri-position.....	448, 471	Phloroglucinol triacetate.....	401
Perkin's reaction.....	431	Phloroglucinol trioxime.....	401
Peru balsam.....	418	Phosphomolybdic acid.....	488
Phenanthraquinone.....	469, 470	Phosphotungstic acid.....	488
Phenanthraquinone, bisulphite com- pound of.....	470	Phthaleins, the.....	518
Phenanthraquinone dioxime.....	470	Phthalic acid.....	425, 444
Phenanthrene.....	298, 457, 468	Phthalic acids, <i>m</i> , <i>o</i> , <i>p</i> .....	423, 424
Phenanthrene, constitution of.....	470	Phthalic acids, constitution of.....	318
Phenetole.....	392	Phthalic anhydride.....	426, 467
Phenol, 297, 391; Phenols.....	385	Phthalimide.....	426
Phenolphthalein.....	519	Phthalophenone.....	518
Phenolsulphonic acid, <i>o</i> , <i>m</i> , <i>p</i> , 395; <i>p</i> .....	384	Phthalyl chloride.....	426
Phenyl benzoate, 420; bromide, 347; chloride, 347; cyanide, 421; ethyl ether, 392; group, 327; iodide, 348; methyl ether, 392; radicle.....	333, 390	Physical isomerides.....	535
Phenylacetaldehyde.....	405	Picolines.....	478
Phenylacetic acid.....	428, 429	Picolinic acid.....	479
Phenylacetoneitrile.....	422	Picric acid.....	394, 488, 502
Phenylacetylene.....	432	Piperic acid.....	477, 490
Phenylacrylic acid.....	428, 430	Piperidine, 473, 476; constitution of.....	477
Phenylamine.....	361	Piperine.....	476, 490
Phenyl- $\beta$ -bromopropionic acid.....	431	Pitch.....	296, 298
Phenylbutylene, 446; dibromide....	446	Ponceau 3R.....	525
Phenylbutyric acid.....	428	Ponceaux.....	525
Phenylcarbinol.....	403	Potassium cresate, 390; diphenyl- amine, 368; phenate, 392; phthali- mide, 426; picrate.....	394
Phenylcarbylamine.....	360, 362	Primula.....	515
Phenylchloroform.....	349	Propiophenone.....	412
Phenyl- $\alpha$ - $\beta$ -dibromopropionic acid....	431	$\alpha$ -Propylpiperidine, <i>d</i> .....	489
Phenylene radicle.....	333, 390	Protocatechnic acid.....	439
Phenylenediamine, <i>m</i> , 354, 524; <i>p</i> .....	414	Pseudocumene.....	338
Phenylenediamine, <i>m</i> , <i>o</i> , <i>p</i> .....	360, 364	Purpurin.....	455, 468
Phenylethane.....	337	Pyridine, 297, 328, 471, 472; alkaloids derived from, 488; constitution of, 473; derivatives, isomerism of, 475; homologues of, 478; hydrochloride, 473; methiodide, 473; platino-	

PAGE	PAGE
chloride, 473; sulphate, 473; tests for.....473	Sandmeyer's reaction— 347, 348, 372, 421, 423
Pyridine- $\alpha\beta$ -dicarboxylic acid.....479	Sarcosine.....533, 534
Pyridine- $\beta$ -carboxylic acid.....490	Scarlet R.....525
Pyridine- $\beta\gamma$ -dicarboxylic acid.....483	Secondary aromatic bases.....483
Pyridinecarboxylic acid, $\alpha$ , $\beta$ , $\gamma$ .....479	Side-chains.....326
Pyridinecarboxylic acids.....478	Silver theobromine.....498
Pyridinemonocarboxylic acids.....479	Skraup's reaction.....480, 500
Pyrocatechin.....398	Sodium ammonium racemate.....540
Pyrogallol, Pyrogallol.....400	Sodium dinitro- $\alpha$ -naphthol.....527
Pyrogallolcarboxylic acid.....439	Sodium phenate.....390
Pyrogalloldimethyl ether.....400	Sodium phenylcarbonate.....434, 437
	Sodium picrate.....394
Quinic acid.....492	Stereo-chemical isomerides.....535
Quinine; dimethiodide; sulphate.....492	Stereo-isomerism.....528
Quinine, tests for.....493	Stilbene; dibromide.....469
Quininic acid.....492	Storax.....403, 430
Quinol.....399	Strychnine; test for, 494; hydro- chloride, 494; methiodide.....494
Quinoline, 328, 471, 480; alkaloids derived from, 492; bichromate, 481; $\gamma$ -carboxylic acid, 493; constitu- tion of, 481; hydrochloride, 481; methiodide, 481; platinochloride, 481; sulphate.....481	Styrolene.....432
Quinolinic acid, 479, 482; anhydride.....480	Substitution, rule of.....352
Quinone, 413; constitution of.....414	Sulphanilic acid.....383
Quinone chlorimides.....416	Sulphobenzoic acid, <i>m</i> , <i>o</i> , <i>p</i> .....422
Quinone dichlorodiiimides.....416	Sulphonamides.....381
Quinonedioxime.....414	Sulphonation.....380
Quinonemonoxime.....414	Sulphonic acids, 325, 379; chlorides.....381
Quinones.....413	
Racemic acid.....539, 541	Tannic acid.....440
Racemic modification.....536	Tannin.....440, 488, 506
Racemic modifications, resolution of.....541, 543	Tartaric acids, stereo-isomerism of.....539
Reimer's reaction.....409, 435	Taurine.....501
Resorcin yellow.....525	Terephthalic acid.....339, 427
Resorcinol.....398	Tertiary aromatic bases.....483
Resorcylic acids, the.....434	Tetrabromomethane.....461
Rocellin.....525	Tetrabromofluorescein.....521
Rosaniline, 511, 513; base of, 511; chloride, 511; constitution of.....511	Tetrachlorohydroquinone.....416
Rosolic acid.....518	Tetrachloroquinone.....416
Ruberythric acid.....465	Tetrahydrobenzene.....309, 326
	Tetrahydro- $\beta$ -naphthylamine.....450
Saccharin.....423	Tetrahydrohydroxyquinoline.....499
Salicin.....404	Tetramethyldiamidotriphenyl car- binol.....508, 509, 510
Salicyl alcohol.....404	Tetramethyl- <i>p</i> -diamidotriphenyl- methane.....509
Salicylaldehyde.....409	Tetrazodiphenyl chloride.....526
Salicylic acid, 437; salts of.....438	Tetrazoditoly salts.....526
Saligenin, 409, 404; methyl ether.....404	Tetradofluorescein.....521
	Thalline.....499
	Thebaine.....495
	Theine.....497
	Theobromine.....498
	Thiophen.....300

	PAGE		PAGE
Thiitolene .....	334, 471	Trihydroxytolylidiphenyl carbinol.....	518
Thymol .....	339, 397	Trihydroxytriphenyl carbinol.....	518
Tobacco, alkaloid of.....	489	Trimesic acid.....	338
Tolidine.....	379, 526	Trimethylbenzene, adjacent, 338; asymmetrical, 338; symmetrical.....	337
Toluene, 297, 334; chlorination of.....	342	Trimethylene bromide.....	477
Toluenesulphonimide, <i>o</i> .....	422	Trimethylene cyanide.....	477
Toluenesulphonic acid, <i>o</i> .....	422	Trimethylpyridines.....	478
Toluenesulphonic acids.....	383	Trimethylrosaniline chloride.....	515
Tolnic acid, 429; <i>m</i> , <i>o</i> , <i>p</i> , 337, 423; <i>p</i> , 339		Trinitrobenzene, symmetrical.....	354, 395
Toluidine <i>m</i> , <i>o</i> , <i>p</i> .....	357, 364	Trinitromesitylene.....	338
Tolunitriles.....	422	Trinitrophenol.....	394
Tolniquione.....	415	Trinitrotriphenylmethane.....	341, 513
Toluy chloride, 348; radicle.....	333	Triphenyl carbinol.....	341
Tolylene-diamine, <i>p</i> .....	415	Triphenylamine.....	359, 368
Triamidoazobenzene.....	524	Triphenylcarbinol- <i>o</i> -carboxylic acid.....	519
Triamidoazobenzene hydrochloride.....	524	Triphenylmethane.....	340, 519
Triamido-compounds.....	360	Triphenylmethane, derivatives of.....	508
Triamidotolylidiphenyl carbinol— 511, 513, 514		Triphenylmethane- <i>o</i> -carboxylic acid.....	519
Triamidotolylidiphenyl carbinol chloride.....	513	Triphenylrosaniline chloride.....	517
Triamidotolylidiphenylmethane.....	511	Tropæolin O.....	525
Triamidotriphenyl carbinol.....	511, 512	Tropic acid.....	491
Triamidotriphenyl carbinol chloride.....	512	Tropine.....	491
Triamidotriphenylmethane— 341, 511, 512, 513		Uranin.....	521
Triamidotriphenylmethane hydro- chloride.....	512	Uric acid.....	498
Tribenzylamine.....	369	Uvic acid.....	338
Tribromaniline.....	363	Veratrol.....	398
Tribromobenzene.....	324	Victoria green.....	510
Tribromophenol.....	392	Vinyltrimethylammonium hydroxide.....	501
Tribromoresorcinol.....	399	Water blue.....	518
Trichloraniline.....	363	Xylene, 297; bromination of, 342; <i>m</i> , <i>o</i> , <i>p</i> .....	335, 336
Tridiazotriphenylmethane chloride.....	512	Xylol bromide, <i>m</i> , 423; diethyl ether, <i>m</i> , 426; ethyl ether, <i>m</i> , 423; radicle.....	334
Triethylbenzene.....	324	Xylylene radicle.....	334
Triethylrosaniline chloride.....	515	Zeisel's method.....	486, 492
Trihydric phenols.....	399		
$\alpha,\beta,\epsilon^1$ -Trihydroxyanthraquinone.....	468		
Trihydroxyanthraquinones.....	468		
Trihydroxybenzene, asymmetrical.....	401		
Trihydroxybenzene, symmetrical.....	400, 401		







