

*Supersedes FM 19-15 (25 March 64)*

**FM 19-15**

**DEPARTMENT OF THE ARMY FIELD MANUAL**

---

# **CIVIL DISTURBANCES AND DISASTERS**

PROPERTY OF  
QUARTERMASTER DEPARTMENT  
U. S. ARMY CIVILIAN SCHOOL  
FORT MONROE, VA.



**HEADQUARTERS, DEPARTMENT OF THE ARMY**  
**DECEMBER 1964**

FIELD MANUAL }  
No. 19-15

HEADQUARTERS,  
DEPARTMENT OF THE ARMY  
WASHINGTON, D. C., 21 December 1964

## CIVIL DISTURBANCES AND DISASTERS

	Paragraphs	Page
PART ONE. POLICIES AND LEGAL CONSIDERATIONS		
CHAPTER 1. INTRODUCTION		
Section I. General .....	1-4	3
II. Crowds and mobs .....	5-9	4
CHAPTER 2. POLICIES		
Section I. Use of military forces in domestic civil disturbances and disasters .....	10-12	6
II. Use of United States military forces in civil disturbances and disasters in foreign areas .....	13-17	7
CHAPTER 3. LEGAL CONSIDERATIONS .....	18-27	9
PART TWO. A GUIDE FOR PLANNING, TRAINING, AND OPERATIONS OF MILITARY FORCES IN THE SUPPRESSION OF CIVIL DISTURBANCES		
CHAPTER 4. PLANNING AND TRAINING FOR CIVIL DISTURBANCES		
Section I. General .....	28-31	13
II. Intelligence planning .....	32, 33	14
III. Logistical planning .....	34-48	14
IV. Operations planning .....	49-55	16
V. Training .....	56-61	17
CHAPTER 5. RIOT CONTROL FORMATIONS		
Section I. General .....	62-72	19
II. Squad formations .....	73-77	24
III. Platoon formations (4-squad) .....	78-89	25
IV. Platoon formations (3-squad) .....	90, 91	36
V. Company formations .....	92-98	37
VI. Vehicles and foot troops .....	99-103	41
CHAPTER 6. OPERATIONS INCLUDING TACTICS AND TECHNIQUES		
Section I. Intelligence .....	104-106	50
II. Security .....	107-111	51
III. Patrolling .....	112-116	51
IV. Application of riot control formations .....	117-120	52
V. Employment of riot control agents .....	121, 122	53
VI. Road blocks .....	123-127	55
VII. Communications and signals .....	128-133	56
VIII. Operations .....	134-157	57
IX. Restrictions on civil population in the United States .....	158-165	63
X. Termination of operations .....	166, 167	65

\* This manual supersedes FM 19-15, 8 September 1958, including C 2, 21 February 1963; and TC 19-1, 10 April 1961.

	Paragraphs	Page
PART THREE. A GUIDE FOR PLANNING, TRAINING, AND OPERATIONS OF MILITARY FORCES IN THE SUPPORT OF DISASTER RELIEF OPERATIONS		
CHAPTER 7. GENERAL .....	168-170	66
CHAPTER 8. PLANNING AND TRAINING FOR DISASTER RELIEF OPERATIONS		
Section I. General .....	171-175	67
II. Intelligence planning .....	176, 177	68
IV. Logistical planning .....	178-181	68
III. Operations planning .....	182-185	68
V. Training .....	186-188	69
CHAPTER 9. OPERATIONS IN DISASTER RELIEF		
Section I. General .....	189-195	71
II. Military police missions .....	196-200	72
III. Terminating disaster relief operations .....	201-203	73
APPENDIX I. REFERENCES .....		75
II. USES OF RIOT CONTROL AGENTS AND SMOKE IN RIOT CONTROL .....		79
III. OPERATION AND EMPLOYMENT OF RIOT CONTROL AGENT DISPERSERS .....		86
IV. FIELD EXPEDIENT RIOT CONTROL AGENT DISPERSER .....		94
V. PROCLAMATIONS AND MESSAGES .....		96
VI. SAMPLE OPERATIONS PLAN FOR CIVIL DISTURBANCE MISSION .....		101
VII. MARTIAL LAW .....		107
INDEX.....		121

# PART ONE

## POLICIES AND LEGAL CONSIDERATIONS

### CHAPTER 1

#### INTRODUCTION

---

#### Section I. GENERAL

##### 1. Purpose and Scope

*a.* This manual is a guide for the training and use of Federal military forces in the suppression of civil disturbances and in the support of disaster relief operations. The manual covers the legal considerations, policies, plans, and procedures regarding the suppressing of civil disturbances and the rendering of support in disaster relief operations.

*b.* The material presented herein is applicable without modification to both nuclear and nonnuclear warfare.

*c.* Users of this manual are encouraged to submit recommended changes or comments to improve the manual. Comments should be keyed to the specific page, paragraph, and line of the text in which the change is recommended. A reason should be provided for each comment to insure understanding and complete evaluation. Comments, prepared on DA Form 1598 (Record of Comments on Publications) when practicable, should be forwarded direct to the Commanding Officer, U. S. Army Combat Developments Command Military Police Agency, Fort Gordon, Ga. 30905.

##### 2. United States Army's Role

The United States Army has the responsibility of protecting the land masses of the United States. Usually, this responsibility is related to a hostile nation or group of nations. However, there are other real and dangerous threats to the welfare of the United States that the United States Army must be prepared to meet. A widespread public disturbance is a

threat to the effective functioning of a government, lowers public morale, and destroys public relationships, confidence, and progress. There is also the constant threat of natural disasters that result in loss of life, property, and resources that are detrimental to the economic, political, and social welfare of the United States.

##### 3. Definitions

There is no glossary of terms in this manual. The terms used throughout can be found in AR 320-5 or a standard dictionary except when specialized meanings are intended. In those cases they are explained when introduced.

##### 4. Causes of Disturbances

*a. Social.* Social causes of disturbances result from racial or religious differences or from excitement stemming from a celebration, a sports event, or other social activity.

*b. Economic.* Economic causes of disturbances arise from disagreements during labor disputes and strikes or from such extreme conditions of privations or poverty that the people will resort to violence to obtain the necessities of life.

*c. Political.* Political causes of disturbances originate with attempts to gain political power by other than lawful means.

*d. Disaster.* Conditions following disasters may generate violent disturbances among people because of the fear of further catastrophic actions; lack of food, clothing, or shelter; or action of lawless elements.

*e. Absence or Failure of Constituted Authority.* The absence of authority or inability or failure of authorities to exercise their re-

sponsibilities may cause a disturbance because persons believe they can violate the law with impunity.

## Section II. CROWDS AND MOBS

### 5. Transformation of a Crowd into a Mob

A crowd develops into a mob when all or most members of the crowd have been instilled with a purpose and with an intent to carry out their purpose even though the means used are illegal or unlawful and the consequences invade or jeopardize the lives or property of others. Transformation can be made, for example, by the forceful harangue of a crowd leader, the appearance of an individual of importance to the crowd, or successful accomplishment of an act of violence.

### 6. Mob Types and Characteristics

Mob types and characteristics are as follows:

*a. An aggressive mob* riots and terrorizes as in the case of race riots, lynchings, political riots, or prison riots.

*b. An escape mob* is in a state of panic. In their attempt to secure safety by flight, members of an escape mob may lose their power of reasoning which may lead to their destruction.

*c. An acquisitive mob* is motivated by a desire to acquire something. Mobs in food riots are acquisitive mobs.

### 7. Psychological Influences Causing Mobs

*a. Numbers.* The power of numbers applies itself to a number of persons in a mob giving to the members a feeling of strength and security.

*b. Suggestion.* The power of suggestion applies itself to the spread of ideas without conscious realization and without raising rational thought or objections on the part of individuals. Members of a mob will accept ideas of a dominant member.

*c. Contagion.* The power of contagion applies itself to communication of influence from person to person and the transmission of ideas among members of a mob. A mob tends to attract more people.

*d. Novelty.* When an individual is confronted by new and strange circumstances, he may not respond according to his usual pat-

tern of action. The specific stimuli which usually govern his actions may be absent, and the lessons of previous experiences, which were employed in solving customary problems, may not be applied. Subconsciously, the individual may even welcome the break in his normal routine and may react enthusiastically to new circumstances.

*e. Anonymity.* An individual tends to lose self-consciousness because his identity may be lost in the mob; consequently, he may feel that he will not be blamed for his actions, whatever they may be.

*f. Release from Repressed Emotions.* The prejudices and unsatisfied desires of the individual which are normally held in restraint are readily released in a mob. The temporary release is a powerful incentive for an individual to participate in mob action because it gives him an opportunity to do things which he has wanted to do but which hitherto he has not dared do.

*g. Imitation.* The urge to do what others are doing may cause mob actions.

### 8. Mob Actions

*a. General.* Members of mobs are limited in their actions only by their ingenuity, the training of their leaders, and the weapons, supplies, equipment, and materials available to them. Leaders may be trained enemy agents who are determined to create turmoil. The degree of violence will depend upon a number of factors, such as composition of a mob, number of people involved, location, cause of the disturbance, and weapons.

*b. Verbal Abuse.* Verbal abuse in the form of obscene remarks, taunts, ridicule, and jeers can be expected from a mob.

*c. Attacks on Small Groups and Vehicles.* Mobs may vent their emotions upon an individual or small group which may be beaten, seriously injured, or killed. Vehicles may be overturned, set on fire, damaged otherwise, or looted.

*d. Throwing Objects.* Objects may be thrown from various vantage points, such as windows and roofs of nearby buildings and overpasses. These objects may include rotten vegetables and fruits, rocks, bottles, and improvised bombs.

*e. Rolling Vehicles or Objects Against Troops.* When troops are located on a slope or at the bottom of a slope, dangerous objects can be rolled toward the troops. Wheeled vehicles can be driven under their own power toward troops, and the drivers can jump out before the vehicles reach the target.

*f. Use of Fire.* In using fire, mobs can—

- (1) Set fire to buildings to block the advance of troops or to create confusion or diversion.
- (2) Flood an area with gasoline or oil and ignite it as the troops advance into the area.
- (3) Pour gasoline or oil down a slope toward the troops or drop it from buildings and ignite it.

*g. Demolitions.* Mobs can employ natural gas, dynamite, or other explosives in the following ways:

- (1) Charges can be placed in a building and timed to explode as troops or vehicles are opposite the building or exploded ahead of the troops or vehicles so that the rubble blocks the street.
- (2) Demolition charges can be buried in streets and exploded as troops or vehicles pass over them.
- (3) Vehicles rolled or driven against the troops may contain explosives.
- (4) Dogs or other animals with explosives attached to their bodies may be driven toward the troops. The charges may be exploded by remote control, fuses, or a time device.
- (5) Demolition charges may be employed

to breach a dike, levee, or dam to flood an area, or the charges may be employed to block an underpass by demolishing the overhead bridge.

*h. Firing at Troops.* Leaders can direct that weapons be fired against troops to encourage the mob to more daring and violent action. Firing at troops may take the form of sniping or a heavy volume of fire from buildings or from the mob.

*i. Others.* For example—

- (1) Mob leaders may place women and children or wounded war veterans in the front rank nearest the troops to play on the sympathy of troops and to discourage the troop commander from employing riot control agents or firepower. Rioters may take photographs of troop actions in an effort to embarrass the troops.
- (2) The mob can attach grapples, chains, wires, or ropes to barriers and pull them down. Poles or spears of wood or metal can be employed to force troops away while the lines are being fastened.
- (3) Vehicles can be crashed against barriers to breach them.

## 9. Panic

*a.* Panic is caused by overpowering fright which results in unreasoning or frantic efforts to secure safety by flight. Panic may be started by rumors, fires, explosions, or the use of riot control agents.

*b.* Panic may result from a disaster. Preparation for a disaster will greatly reduce mass panic. The situation may exist where thousands of injured, confused, or stunned survivors are seeking to escape from fires and from other sources of danger. Here the major problem is the likelihood that large numbers of people will converge upon limited avenues of escape.

## CHAPTER 2

### POLICIES

---

#### Section I. USE OF MILITARY FORCES IN DOMESTIC CIVIL DISTURBANCES AND DISASTERS

##### 10. Basic Policies

a. Military assistance to civil authorities in domestic civil disturbances and disasters is rendered by the United States Army when such assistance is requested or directed in accordance with the laws and executive orders cited in paragraph 18. Additionally, commanders may take action without prior authorization if circumstances warrant immediate action under the provision listed in paragraph 20.

b. Major commanders should be prepared to furnish assistance to civil authorities in domestic civil disturbances and disasters and should utilize resources that are not required in the execution of their essential military missions. In making his resources available to civil authorities, a military commander is subject to no authority except that of his superiors.

c. The military service having available resources nearest the affected area has the responsibility for providing initial assistance to civil authorities in domestic emergencies. Further operations will be in accordance with the mutual agreement between the senior service commanders concerned.

##### 11. The Military Commander's Relations with Other Authorities

a. *General.* In case of intervention with military forces, the military commander cooperates to the fullest possible extent with the Governor and other State and local authorities, unless such cooperation interferes with the accomplishment of his mission. The military commander bears in mind that the suppression of violence without undue force is a worthy military achievement.

b. *Liaison.*

(1) The commander maintains liaison

with other authorities in order to attain maximum cooperation and coordination in providing military aid and assistance. Liaison and coordination with civilian authorities will be a primary mission for the civil affairs officer on the staff of the commander. The liaison may deal with—

- (a) Preservation of law and order.
  - (b) Custody of offenders.
  - (c) Documentation of evidence.
  - (d) Traffic control.
  - (e) Reports of disturbances, unusual movements, or other information of intelligence value.
  - (f) Care of the injured.
  - (g) Evacuation, housing, and feeding.
  - (h) Protection, isolation, and decontamination of key areas or facilities.
- (2) Because civil disturbances and disasters both involve law enforcement problems, the command judge advocate and provost marshal in coordination with the civil affairs officer should establish liaison with civil law enforcement agencies from the outset.

##### 12. Public Information

Owing to the sensitivity of public information relating to the employment of Federal military forces in a civil disturbance or disaster, public relations aspects of military activities assume great importance and should be actively encouraged and supported. Civilian news media follow such events closely and the presence of troops is always mentioned prominently. The immediate commander should have the assistance of experienced public information personnel to control news releases. They should de-

velop public information objectives that promote public understanding of the United States Army's role in the preservation of law and order and the protection of life and property for the benefit of the public at large. In order to develop an effective public information effort, the information officer assigned should—

a. Initiate and maintain continuous liaison with all affected public information agencies, both military and nonmilitary, as appropriate, to coordinate the rapid gathering, preparation, release, and exchange of information.

b. Effect such controls on the release of information as may be necessary to safeguard security information or conform to established

policy on the processing of sensitive matters inherent in civil disturbances and disasters.

c. Insure the current and accurate flow of information to the approved public information agencies.

d. Provide guidance, support, and assistance to subordinate public information personnel and to other appropriate military and nonmilitary authorities and agencies when requested or deemed necessary to assure full coordination of the public information mission.

e. Issue coordinating instructions for all subordinate public information personnel to provide guidance and adequate support for the major command public information program.

## **Section II. USE OF UNITED STATES MILITARY FORCES IN CIVIL DISTURBANCES AND DISASTERS IN FOREIGN AREAS**

### **13. In a Theater of Operations During War**

In a belligerently occupied area, the commander's primary responsibility is the accomplishment of his military mission. Command action is based upon his responsibility for the establishment and maintenance of order and for governing the local population. When the military situation permits, the civil population is encouraged to plan and organize the civil facilities available for maintenance of law and order and disaster relief within the limits prescribed by the military commander. For details on operations in this situation, see FM 41-10.

### **14. In Occupied Areas**

In occupied areas, the maintenance of law and order and disaster relief operations are responsibilities of the military commander until such time as directives, agreements, or treaties promulgated by the United States Government change this responsibility. For details on operations in occupied areas, see FM 41-10.

### **15. In Areas Where United States Military Forces Are Stationed by Consent or Agreement**

If United States forces are located in a foreign area pursuant to consent or agreement, military responsibility for use of troops during disturbances and for disaster relief operations should be included in the consent or agreement

and should be developed cooperatively with the appropriate civil authorities. Action during disturbances and disasters is taken by the military commander within the scope of the instrument under which he operates. In disaster situations of extremely grave emergency, a United States military commander may be required to take action to save life and property. Such action may not be provided for in the consent or agreement under which United States forces are stationed. In such a situation the United States commander should enter into an agreement with local authorities. This agreement may be written or verbal; however, a verbal agreement should be reduced to writing as soon as circumstances permit.

### **16. In Friendly Foreign National Territory**

The provision for the use of United States military resources in an emergency in a friendly foreign nation is based on a mutual agreement between the United States Government and the government of the affected nation. In disaster situations of extremely grave emergency, a United States military commander may be required to take action to save life and property. Such action may not be provided for in the consent or agreement under which United States forces are stationed. In such a situation the United States commander should enter into an agreement with local authorities. This agreement may be written or verbal; how-

ever, a verbal agreement should be reduced to writing as soon as circumstances permit.

### **17. In a Host Country for Counterinsurgency Missions**

If invited by a host government, United States Army counterinsurgency forces are employed to assist the host government in maintaining or restoring internal security and defeating subversive insurgency. Their overall objective is to strengthen internal defense. To accomplish this objective, United States Army counterinsurgency forces, when invited by the host government, may assist that government to develop a balanced capability for the internal defense of its villages, towns, and cities. To hamper this objective, insurgent leaders may organize and instigate protest meetings, sit-downs, strikes, riots, and other forms of mob violence or terrorist acts. In order to counter this type of insurgency threat, one mission

the commander may assign will be to provide for training the indigenous military and paramilitary police forces and community defense forces in riot control subjects, such as riot control formations, use of riot control agent munitions and equipment, mob psychology, and police informant nets. This training, operational advice, and assistance develop these forces into an integrated and coordinated part of the country's counterinsurgency program. Another mission may be providing training of and advisory assistance to these forces in disaster relief operations that are related to area control subjects or other counterinsurgency topics. TOE 19-500 contains appropriate military police training and advisory functional teams that are specifically organized and equipped to assist the commander in accomplishing these missions. For a discussion of specialized military police units in counterinsurgency operations, see FM 31-22.

## CHAPTER 3

### LEGAL CONSIDERATIONS

#### 18. Types of Intervention and Aid

*a. General.* In addition to the provisions of the United States Constitution and other basic legal principles, there are statutes authorizing intervention with Federal military forces in case of domestic violence, disaster, or for other specific purposes (AR 500-50, AR 500-60, and AR 500-70).

*b. To Aid a State at Request of That State.* Section 4, Article IV, of the Constitution makes it the duty of the Federal Government at the request of the legislature of any State (or of the Governor if the legislature cannot be convened) to protect a State against domestic violence. Congress has authorized the President to intervene with Federal military forces for this purpose (10 U.S.C. 331).

*c. To Enforce the Laws of the United States.* Section 3, Article II, of the Constitution makes it the duty of the President to see that the laws of the United States are faithfully executed. Whenever, in the judgment of the President, it is impracticable by reason of unlawful obstructions, combinations, assemblages of persons, or rebellion to enforce the laws of the United States within any State or territory by the ordinary course of judicial proceedings, he is authorized by Congress to intervene with such Federal military forces as he deems necessary for such enforcement (10 U.S.C. 332).

*d. To Protect the Civil Rights of Citizens within a State.* The Fourteenth Amendment to the Constitution forbids any State to deny the equal protection of the laws to any person within its jurisdiction. In implementation of this provision, Congress has provided that whenever insurrection, domestic violence, unlawful combinations, or conspiracies in any State so obstruct or hinder the execution of the laws of that State and of the United States, as to deprive any of the people of that State of rights, privileges, immunities, or protections named in the Constitution and secured by law,

and the constituted authorities of that State are unable, fail, or refuse to provide such protection, it will be deemed a denial by that State of the equal protection of the laws. Thereupon, the President shall take such measures, by intervention with Federal military forces or by any other means, as he may deem necessary to suppress such disturbances (10 U.S.C. 333).

*e. Protection of Government Property.* The right of the United States to protect its property by intervention with Federal military forces in an emergency is an accepted principle. The exercise of this right is an executive function and extends to all Government property of whatever nature and wherever located, including premises in the possession of the Federal Government. Intervention is warranted where the need for protection of Federal property exists and the local authorities cannot or will not give adequate protection.

#### *f. Public Law 875*

- (1) Public Law 875, 81st Congress, 30 September 1950, (42 U.S.C. 1855 et seq.), authorizes Federal assistance to States and local governments in major disasters to alleviate damage and suffering. The United States military forces are thereby authorized when directed by the President to provide such assistance. The law also provides that the President shall determine whether a disaster is a major disaster.
- (2) The Director of the Office of Emergency Planning (OEP) is delegated the authority conferred upon the President by Sections 3 and 5a of the above act to coordinate the activities of Federal agencies in rendering assistance to State and local governments during a major disaster declared by the President (AR 500-60).
- (3) Section 5 of the Flood Control Act of 1941 (55 Stat. 650) as amended (33 U.S.C. 701n) authorizes the Chief of

Engineers to provide assistance in connection with rescue operations and other emergency flood control activities. ZI army commanders, when requested, assist the Civil Works Programs field agencies of the Corps of Engineers in providing such assistance (AR 10-50).

*g. Public Law 920.* Public Law 920, 81st Congress (The Federal Civil Defense Act of 1950 (64 Stat. 1245) as amended (50 U.S.C. App. 2251 et seq.)), provides a plan of civil defense in the United States. See AR 500-70 and FM 20-10 for guidance concerning emergency employment of Army resources in civil defense.

## **19. Intervention or Aid During Civil Disturbances**

Application by a State for Federal aid to its civil authorities should be made directly to the President (para. 18*b*). Should such an application be presented to a local commander, he will so inform the Chief of Staff, United States Army, by the most expeditious means and will include a statement of all material facts for the consideration and action of the President. Whenever the provision of military aid to civil authority in civil disturbances is required within the States of Alaska or Hawaii, the Commonwealth of Puerto Rico, or United States possessions, the commander of the unified command concerned controls and coordinates such aid. The Commanding General, Military District of Washington, reports to the Commanding General of the ZI army, in which the Military District of Washington is located, for plans and operations involving civil disturbances (AR 500-50).

*a. Presidential Proclamation.* No orders will be issued by the Department of the Army for the purposes indicated in paragraph 18*b*, *c*, and *d*, until the President has published the proclamation required by law demanding that the insurgents disperse and retire peaceably to their respective abodes within a specified limited time (10 U. S. C. 334).

*b. Department of the Army Approval.* While no Presidential proclamation is required by law for the purpose of protecting Government premises or property, such action will not be taken until the need therefor has been reported

to the Department of the Army through the Deputy Chief of Staff for Military Operations, and specific instructions from the Department of the Army have been received, unless action in an emergency is justified as discussed in paragraph 20.

## **20. Emergency Intervention or Aid**

Before the receipt of instructions, an officer of the United States Army in command of troops may take such action as the circumstances reasonably justify in case of sudden and unexpected invasion, insurrection, or riot endangering public property of the United States; or of attempted or threatened robbery or interruption of the United States mail; or of earthquake, fire, or flood, or other public calamity disrupting the normal processes of Government; or of other equivalent emergency so imminent as to render it dangerous to await instructions from the Department of the Army requested through the speediest means of communication available. Such action, without prior authorization, of necessity may be prompt and vigorous, but should be designed for the preservation of order and the protection of life and property until such time as instructions from higher authority have been received, rather than as an assumption of functions normally performed by civil authorities. The officer taking such action will report immediately the action and the circumstances requiring it to the Department of the Army, Office of the Deputy of Staff for Military Operations, by the speediest means of communication available in order that appropriate instructions may be issued at the earliest possible moment.

## **21. Command**

*a.* When intervention with Federal military forces takes place, the duly designated military commander at the scene acts to the extent necessary to accomplish his mission. In the accomplishment of his mission, reasonable necessity is the measure of his authority.

*b.* Federal military forces used for intervention in aid of civil authorities will not be placed under the command of an officer of the State Defense Forces, the National Guard not in Federal service, or any State, local, or Federal civil official.

*c.* State Defense Forces or State National

Guard troops not in Federal service cannot be commanded by a United States Army officer except with the consent of the State. The commanding general of a ZI army is responsible for securing, whenever possible, agreements by State authorities to insure full cooperation of State Defense Forces or State National Guard troops not in Federal service with the military commander in the affected area in the event of intervention with Federal military forces. The employment by a State of its own forces must not be allowed to interfere with or impede Federal military forces missions, functions, or activities.

## **22. Legal Restrictions**

### *a. General.*

- (1) The "Posse Comitatus Act" provides that whoever, except in cases and under circumstances expressly authorized by the Constitution or Act of Congress, willfully uses any part of the Army or the Air Force as a posse comitatus or otherwise to execute laws shall be fined not more than \$10,000 or imprisoned not more than two years, or both (18 U. S. C. 1385).
- (2) The prohibition cited in (1) above does not extend to the employment of Federal military forces in protecting Federal property or Federal officials against violence or forcible obstruction of their functions (but not to aid them in serving process), or in time of war or national emergency, in guarding war materials, vital utilities, industries, and installations, even though the action contemplated may, and usually does, serve incidentally to facilitate the execution of the laws. Nor does this law prohibit rendering humanitarian services in situations of natural disasters (AR 500-60), emergency medical care and treatment for civilians (para. 37, AR 40-3), and assistance in the disposal of explosives found within civilian communities (para. 7, AR 75-15).

*b. Elections.* Federal law prohibits any officer or other person in the civil or military service of the United States from ordering, bringing, keeping, or having under his author-

ity or control any troops or armed men at any place where a general or special election is being held, unless such force is necessary to repel armed enemies of the United States (18 U.S.C. 592).

## **23. Martial Law**

*a. General.* Martial law depends for its justification upon public necessity. The extent of the military force used and the actual measures taken, consequently, will depend upon the actual threat to order and to public safety. The decision to impose Federal martial law normally will be made by the President, who will ordinarily announce his decision by a proclamation. See appendix VII for details of martial law.

*b. Legal Effects of Martial Law.* In an area where martial law is maintained by Federal military forces, the civil and criminal laws continue in force, except so far as their actual enforcement may be suspended for the time being because of the inability of the civil authorities to function. Civil and criminal laws may also be suspended by order of the President or of the military commander acting under authority of the President. In an area under martial law, the President has the power to cause military agencies to apprehend civilians charged with offenses against the special rules and regulations issued by the military commander by authority of the President, and to detain them in military custody until they can safely be released or delivered to appropriate civil authorities for trial.

## **24. Penalty for Violation of Military Restrictions**

Under Title 18, United States Code, section 1383, Congress has imposed criminal penalties in connection with the violation of restrictions imposed in certain designated military areas or zones.

## **25. Civil and Criminal Liability of Military Personnel**

When Federal military forces are employed in the United States and its territories, whether or not martial law prevails, the acts of individual military personnel are subject to review by the civil courts in actions for damages or in criminal proceedings. They also remain subject to the provisions of the Uniform Code of

**Military Justice.** In a criminal prosecution, the civil courts ordinarily do not convict a military subordinate for acts done in good faith in obedience to orders from superior military authority. However, if its illegality is so obvious as to be immediately apparent to a person of average intelligence, the obedience to the order probably would not prove a valid defense. The use of necessary force to accomplish a military mission does not make an otherwise lawful act by military personnel illegal. The reckless or malicious use of force may subject military personnel to civil or criminal liability, or both.

#### **26. Right to Trial by Federal Court**

When any civil or criminal prosecution is commenced in any court of a State of the United States against any member of the Armed Forces of the United States because of any act done under color of his office or status, or in respect to which he claims any right, title, or authority under any law of the United States respecting the armed forces thereof, or under the law of war, such suit or prosecution may at any time before the trial or final hearing thereof be removed for trial into the district court of the United States in the district where the same is pending in the manner prescribed

by law, and the cause shall thereupon be entered on the docket of such district court, which shall proceed as if the cause had been originally commenced therein and shall have full power to hear and determine said cause (sec. 19, Act of 10 August 1956 (70A Stat. 676; 28 U. S. C. 1422a)).

#### **27. Writ of Habeas Corpus**

The writ of habeas corpus is an order issued by a competent court and addressed to the custodian of a prisoner directing that the custodian bring the prisoner into the court for the judicial determination of the legality of his apprehension and detention. A Federal military officer is bound to obey the writ when issued by a Federal court provided he has taken the action prescribed in paragraph 217 of the *Manual for Courts-Martial, United States, 1951*, and has received appropriate instructions from competent military authority. To such a writ issued by a State court, however, the officer or his legal adviser, in the absence of instructions to the contrary, should make a respectful return to the effect that the prisoner is held by authority of the United States. For details as to both actions and the proper return forms, see chapter XXIX of the *Manual for Courts-Martial*.

## PART TWO

# A GUIDE FOR PLANNING, TRAINING, AND OPERATIONS OF MILITARY FORCES IN THE SUPPRESSION OF CIVIL DISTURBANCES

## CHAPTER 4

### PLANNING AND TRAINING FOR CIVIL DISTURBANCES

---

#### Section I. GENERAL

#### 28. Mission of Troops During Disturbances

Normally, the mission of the commander during civil disturbances will be to restore and maintain order. This is usually accomplished by troops dispersing unauthorized assemblages and by patrolling the disturbance area to prevent reassembly. During operations to restore order in a large center of population, some troops may establish road or area blocks, others may disperse crowds, release riot control agents, patrol, or may be used as a security force or reserve. The successful execution of such missions will depend to a large extent upon planning, thorough training, adequate intelligence information, a sound tactical plan of operation, coordinated action of individuals and units, and bold aggressive leadership.

#### 29. Purpose and Extent of Planning

Planning provides for the action to be taken before, during, and after disturbances. A military unit preparing for riot control duty passes through two general phases: planning and training phase and alert phase.

a. The planning and training phase encompasses all preparations that are made prior to the unit being alerted. Included in this phase are preparation of unit alert plan and standing operating procedures, reconnaissance of areas and routes, preparation of tentative plans for probable areas of disturbances, preparation of

riot control devices and equipment, instructions in riot control operations, and rehearsals with equipment.

b. The alert phase may be of short duration or may extend over a period of days. During this phase, the unit is fully prepared and ready to move. Vehicles are loaded and in formation. Troops are dressed in the prescribed uniform and equipment. Weapons, ammunition, riot control agent munitions, and supplies are issued. If the unit is not ordered to move immediately, the troops should be allowed as much rest as possible. Troops should be briefed on the situation and mission to the extent possible and permissible in conformance to instructions from higher headquarters. Talks by company commanders and platoon leaders should prepare the troops psychologically for the forthcoming missions.

#### 30. Unit Alert Plan

Each battalion and company size unit which may be involved in riot control duty should have a detailed unit alert plan, based upon the area alert plan or the alert plan of the next higher unit.

a. The alert plan provides an orderly and established process by which the unit may be brought to a state of operational readiness which will enable it to perform its assigned missions promptly and efficiently.

b. The alert plan should be based upon local

conditions. It should be revised as a result of experience gained by rehearsals or as necessary to conform to changes in the alert plan of the next higher headquarters. It should include authentication of the alert order, the manner of alerting the unit during both duty and non-duty hours; action to be taken by the unit's staff sections and individuals to include uniform, weapons, ammunition, riot control agent munitions, organizational and individual equipment, supplies, vehicles, formation or march column, special equipment, security, tactical and administrative details, briefing of troops, and issuance of the operations order.

*c.* The alert plan should be thoroughly understood by each individual in the unit. Each individual unit must know his duties, those of his next senior, and the unit's mission. He must also be prepared to replace his next senior.

*d.* The alert plan should be classified in accordance with AR 380-5.

*e.* For guidance in the preparation of plans, see FM 101-5.

### **31. Standing Operating Procedures**

*a.* Administrative standing operating procedures include but are not limited to matters, such as food and water, aid station, casualty reporting, basic load of ammunition, riot control agents and smoke, resupply procedures, types of vehicles and their distribution, and communications.

*b.* Tactical standing operating procedures include but are not limited to matters, such as construction, defense and displacement of road blocks, patrols, security, designation of and instructions to selected marksmen, plans for the release of riot control agents and smoke, and designation of personnel to implement the plans.

*c.* For guidance in the preparation of standing operating procedures, see FM 101-5.

## **Section II. INTELLIGENCE PLANNING**

### **32. General**

Plans to counteract or cope with a civil disturbance require collection and use of essential intelligence information concerning possible civil disturbances. The collection effort will be accomplished under the supervision of the G2 of the major command.

### **33. Elements of Information for Use in Planning**

- a.* Probable objectives.
- b.* Probable locations of disturbances.
- c.* Probable causes of disturbances.
- d.* Probable types of people who will create the disturbances.
- e.* Estimated number of people who will be involved.
- f.* Probable assembly areas for crowds.
- g.* Known leaders.

*h.* Plans, activities, and organization prepared by the leaders.

*i.* Prominent people, newspapers, radio or television stations, and persons who are friendly with the leaders of the disturbance and are sympathetic with their plans.

*j.* Location of arms, equipment, and supplies available to the leaders.

*k.* Location of other arms, equipment, and supplies which if unguarded may be seized by rioters.

*l.* Location of important buildings.

*m.* Location of communications systems, public utilities, and stores of volatile fuel.

*n.* Possible threat to Federal property.

*o.* Identification of Department of the Army personnel (military or civilian) who are or may become involved.

## **Section III. LOGISTICAL PLANNING**

### **34. General**

Logistical planning should outline actions to be taken when determining supplies, equipment, transportation, shelter, and other logis-

tical support needed. Alternate plans should be prepared. Provision must be made for food and beverages during riot control operations because troops must obtain all food and beverages from an authorized source. Food and bev-

erages from unauthorized sources may be contaminated.

### **35. Equipment**

a. Plans should provide for an adequate supply of heavy, single strand wire, barbed wire, or concertina wire, and heavy stakes, heavy nails or spikes, hammers, wirecutters, heavy duty gloves, shovels, picks, axes, and rope. These supplies are used in preparing street blocks and barricades. Signs for use with street blocks should accompany barricade material.

b. Usually, individual equipment prescribed for troops in the field should be sufficient for troops in riot control operations. Special equipment for individuals and units may be required and should be planned for. Examples of special equipment are riot control agent dispersers, firefighting apparatus, floodlights, still cameras, motion picture cameras, public address systems, bulldozers, and tank dozers.

### **36. Transportation**

Plans must provide for sufficient transportation for all personnel and required equipment.

### **37. Control of Ammunition**

Control of ammunition should be in the hands of the senior commander on the scene of the disturbance. The troops normally should be carrying their own individual portion of the prescribed basic load, unless higher headquarters instructs otherwise. The remainder should be stored in a secure and easily accessible central location in the area of operations.

### **38. Prepared Signs**

a. Plans should provide for the immediate availability of signs for use when units are ordered into a riot control operation. This may be done by using quick drying paints.

b. Wording of signs should be appropriate to the situation and expected disturbance problems. For example, signs for use in front of barricades may read DO NOT PASS THIS LINE.

### **39. Aid Stations**

Plans should provide for establishment of aid stations manned by the minimum number of personnel necessary to give emergency medical attention to military personnel and civil-

ians. Plans should cover ambulance service, medical facilities, medical supplies, medical evacuation, casualty reporting, and other appropriate considerations.

### **40. Personnel Loading Plan**

It is imperative that tactical units be kept intact for immediate employment. Unit integrity is maintained by loading and moving units intact.

### **41. Equipment Loading Plan**

In continuation of unit integrity, the equipment loading plan insures that each platoon moves with required equipment, weapons, and supplies. The supply situation may make it advisable that, in addition to required equipment, each platoon should carry part of its organizational equipment and a reserve of ammunition, riot control agents and smoke, and supplies.

### **42. Motor Movement**

a. In moving into an area to reestablish order during a civil disturbance, the commander should plan for the use of reconnaissance patrols well ahead of the column.

b. Bivouac and detrucking areas in the vicinity of an affected area should be selected prior to the arrival of a column and alternate detrucking points should be provided.

### **43. Rail Movement**

a. Normally, special trains are used in the movement of troops.

b. The commander plans for the necessary security and for the exclusion of all unauthorized individuals from the entraining point.

c. If it is suspected that an explosive has been placed along a track, several flatcars may be pushed ahead of the engine.

d. It may be necessary to deploy some of the first troops to arrive to cover the detraining of later arrivals. Detraining should take place with a minimum of public notice. If possible, action against lawless elements is deferred until troops have reached and occupied their bivouac areas from which outposts are extended far enough to protect the main body from possible small-arms fire.

### **44. Air Movement**

Air movement provides a rapid means of transporting units and their supplies close to

the scene of a disturbance or disaster. Army transport helicopters are especially suited to this task since prepared landing areas are not necessary. When using aircraft which require prepared landing zones, the main body should be preceded by a party of sufficient strength to prevent interference with the landing operations.

#### **45. Water Transport**

Large numbers of troops with heavy equipment may be moved by water. Where the scene of a disturbance is at or near a port complex, consideration should be given to the possibility of retaining a transport in the area to be used as headquarters for the operations. A vessel is ideal for this purpose since it is capable of providing billets and communications.

### **Section IV. OPERATIONS PLANNING**

#### **49. General**

Planning for probable disturbance operations is conducted by each level of command in order to execute the broad plans of the next higher command.

#### **50. Selection and Reconnaissance of Areas of Probable Operations**

a. Determination will be made of probable areas or locations of disturbances. Industrial centers are especially important. Local plans will be prepared by subordinate commanders as designated.

b. Each area should be reconnoitered. Routes and alternate routes to each area should be selected. Maps and aerial photographs should be secured and detailed sketches made. Direct intelligence contacts should be established early in the planning phase. These contacts should be located near a potential trouble spot prior to actual troop commitment.

#### **51. Army Aircraft**

Planning should include the use of Army aircraft (helicopters and fixed-wing aircraft) for communications, observation, reconnaissance, escort missions, disseminating riot control agents, directing and movement of units, evacuating casualties, patrolling the rear and flanks of units for security purposes, resupply, dropping leaflets, airborne loudspeaker broadcasting, and other appropriate requirements.

#### **46. Foot Movement**

Movement planning for foot marches should include consideration as to the distance to be traveled by the troops and their fatigue prior to being committed.

#### **47. Selection of Routes**

Since rioters can effectively delay the arrival of troops, movement planning should include the selection of routes to the scene of the disturbance which are believed to be shortest in distance and least vulnerable to danger.

#### **48. Assembly Area**

The military commander should select an assembly area suitable to logistical considerations of supply and resupply of the troops and maintenance of their equipment.

#### **52. Tentative Plans for Each Area**

Tentative plans should be prepared for each probable operational area. Each plan should indicate an assembly area and routes thereto, locations of road blocks, observation posts (location of closest telephones), a patrol plan, temporary quarters for billeting and feeding troops, and other necessary details. Plans should provide for dispersing mobs through the use of any or all of the means of force available to the commander. Necessary plans, maps, overlays, and sketches should be distributed to appropriate commanders and a reserve supply should be maintained.

#### **53. Preparation of Proclamation**

Proclamations should be prepared in advance in English and the local language, if in a foreign country. Normally, the senior troop commander at the disturbance will issue a short oral proclamation prior to commencing operations. Consideration should be given to the psychological value of reading the entire proclamation if the tactical situation permits. See appendix V for suggested proclamations.

#### **54. Preparation of Scripts for Broadcasts**

Scripts for broadcasts over a public address system are a type of psychological force. These scripts should be prepared in English and the local language, if in a foreign country. The force of the message must not be lost in trans-

lation to the local language. Scripts should be prepared for each major action taken by troops. See appendix V for suggested announcements. For further discussion of psychological operations which may be applicable in the suppression of civil disturbances in foreign countries, see FM 33-5.

### **55. Verbatim Documentation**

Planning should include the use of a tape

recorder or stenographic record of proclamations, orders to the mob, and conversations with persons defying riot control authority. Often, a verbatim record is vital and needed in the event civil or criminal action is subsequently instituted against a member of the military forces engaged in riot control duty. The taking of still or motion pictures may further enhance this type of documentation.

## **Section V. TRAINING**

### **56. General**

Training should include offensive and defensive operations for both daytime and nighttime conditions.

### **57. Physical Training**

Riot control duty imposes a severe physical strain on troops. Well-trained troops in formation with bayonets fixed have a strong psychological effect on mobs. However, the safe port and on guard positions with the rifle are extremely tiring. Training should prepare the troops physically for this type of duty.

### **58. Psychological Training**

Riot control training is combat training. Troops must be impressed with the need for this type of training and the importance of riot control duty. Each riot control operation is a tactical operation which must be brought to a successful conclusion by the troops employing the special tactics, techniques, and equipment covered by this manual and adapted to the particular situation.

### **59. Field Protective Mask**

a. In operations, troops may be required to wear field protective masks for extended periods of time; consequently, periods of training should be devoted to drills or exercises with the troops wearing their masks. Troops should be trained to don their masks while in formation.

b. Consistent with the security of the troops, any of the following methods may be employed:

- (1) Every other man drops back one or two places, dons his mask, then resumes his place in the formation. The other half of the formation then performs the same act.

- (2) Remaining in formation, troops in every other squad put on their masks. Then remaining troops don their masks.
- (3) If there is sufficient space between troops and a crowd, all men may don their masks at the same time.
- (4) Reserve units put on masks and replace units in the line. This act is repeated until all troops are masked and a new reserve is constituted.
- (5) When chemicals have been used by rioters, or early use of riot control agents is anticipated by the troop commander, troops may be ordered to don their masks prior to their appearance before the mob.

### **60. Special Equipment**

Items of special equipment employed by troops during riot control operations must be made available for proper training. These items may include riot control agent dispersers, armored vests, cameras, portable public address systems, floodlights, firefighting apparatus, bulldozers, Army aircraft, and road block materials, such as wire barricades and vehicles. Wire barricades for road blocks should be constructed by troops during the training phase. When training with special equipment cannot be accomplished before commitment of units, experienced operators should be provided. See appendix III for guidance in the operation and employment of riot control agent dispersers.

### **61. Unit Training**

a. In order to train a unit to function as a team, special exercises or field problems should be conducted.

b. Rehearsals of alert plans should be held as frequently as determined necessary to reach and maintain the required degree of proficiency.

c. Emphasis should be placed on realism in training. Commanders should not be content just to rehearse riot control formations repeatedly with little novelty, realism, and genuine improvement other than an increase in mechanical proficiency. They should inject imagination and ingenuity into the training. Realism can be attained through simulated situations that require the capture of mob leaders and annihilation of structural elements; utilization of selected marksmen, automatic weapon bearers, portable disperser operators, and aid men; and employment of reserves to repel unexpected mob rushes from flanks and rear.

d. Troops and small unit leaders, inexperienced in riot control duty, should be trained

to adjust themselves to the noise and confusion created by large numbers of people facing them. They should realize that a mob may shout at them, insult them, or call them names. They must learn to ignore these taunts and not allow personal feelings to interfere with the impartial execution of their mission. Troops must expect objects to be thrown at them but they learn to remain in formation and avoid thrown objects by evasive movements. They must never throw them back at the mob. Troops should learn to subdue their emotions and to carry out their orders determinedly and aggressively. They must be emotionally prepared for weird mob actions, such as members of the mob screaming and rushing toward them, tearing off their own clothes, or deliberately injuring or maiming themselves. They should understand that the orderly execution of orders is part of the psychological force applied against the rioters.

## CHAPTER 5

### RIOT CONTROL FORMATIONS

#### Section I. GENERAL

#### 62. Types of Riot Control Formations and Their Uses

*a. Line.*

- (1) As an offensive formation, the line is used to push or drive mobs straight back or across an open area or up a city street.
- (2) As a defensive formation, the line is used to hold mobs or deny access to restricted streets or areas.

*b. Echelon, Right or Left.* An offensive formation used to turn mobs in either open or built-up areas.

*c. Wedge.* As an offensive formation, the wedge is used to penetrate and split mobs.

*d. Diamond.*

- (1) As an offensive formation, the diamond is used to enter a mob (para. 118d).
- (2) As a defensive formation, the diamond is used when all-round security is required.

#### 63. Normal Preliminary Procedure

To use the show of force to the greatest advantage against mobs, troops should make a surprise, formidable appearance. To insure this, the following procedures should be used:

*a.* When arriving by truck to disperse a mob, troops should dismount and assemble at some point beyond the sight of the mob. This point should be as near the mob as practicable to save time and to conserve troop energy, and yet far enough from the scene of the disturbance to insure security.

*b.* When using helicopters as a method of transporting troops to the scene of the riot or disorder, the psychological impact on the mob should not be overlooked. When feasible, troops should dismount from the helicopter in sight of the mob but far enough away to preclude damage to the aircraft by thrown objects. Nor-

mally the first echelon to dismount from the aircraft acts as a security element for the landing area.

*c.* The troops fix bayonets on order. Other than for selected leaders and marksmen, weapons should not be loaded at this time. Orders to lock and load weapons should be issued only when a clear and evident case of necessity exists.

*d.* In column formation, the unit marches to a reasonably safe distance from the mob and within plain view of the mob.

*e.* The unit halts and remains in formation. The troops hold their weapons at safe port while the commander delivers the proclamation. Following the proclamation, the commander informs the mob that it has a specified time in which to comply with the order to disperse.

*f.* If the mob does not disperse within the given time, the commander then employs measures necessary to disperse the mob.

#### 64. Special Preliminary Procedure

If a mob is known to be well-armed and intelligence reports indicate that the rioters intend to open fire as soon as troops appear, the commander may not make a show of force, but may launch a riot control agent attack from covered or concealed positions.

#### 65. Basic Weapons

*a.* The rifle with bayonet is the most practical weapon for general use by troops in riot control operations.

*b.* If the rifle is not available, the carbine with bayonet or the shotgun, riot type, with bayonet may be used.

*c.* The 40-mm grenade launcher M79 is another weapon that may be used when a high angle of fire or high trajectory is required. In addition, its muzzle velocity is relatively slow when compared to that of the rifle.

## 66. Auxiliary Weapons

a. *Shotgun*. One shotgun, riot type, should be issued to each squad and should be carried by the squad leader's assistant. It is used to cover breaches in a formation until supporting troops can be committed and to fire at selected targets when a short range weapon is advisable.

b. *Sniper Rifle*. When available, each platoon should have one sniper rifle which is carried by a sharpshooter to fire at selected targets as directed by the platoon leader or company commander. The sniper rifle may be issued to selected marksmen.

c. *Automatic Rifle*. Generally, one per platoon may be issued and is carried by a member of platoon headquarters. It is used to fire at selected targets as directed by the platoon leader or company commander.

d. *Hand Weapons*. Hand weapons may be carried by commanders, drivers, grenadiers, members of crew-served weapons, and other personnel when it is impractical to carry rifles. They are used primarily as defensive weapons.

e. *Portable Dispersers*. Normally, each platoon may have one portable riot control agent disperser which may be carried by a member of the platoon headquarters. The disperser can be used singly or in battery as directed by the platoon leader or company commander.

f. *Machine Guns and Mortars*. Crew-served weapons are not normally employed against rioters. However, these weapons may be used to protect barriers; to guard bivouac, assembly, and detrucking areas; and to protect troops on motor marches.

g. *Riot Control Agents and Smoke*. For a detailed discussion of riot control agents and smoke and their employment, see appendix II.

## 67. Position for Carrying Weapons

At the discretion of the unit commander, the troops may carry their weapons in any of the positions prescribed by FM 22-5. (The positions for safe port and safe guard (a and b, below) are for riot control formations and are intended to be slightly different from the combat positions of high port and short guard as illustrated in FM 21-150. However, the on guard position is intended to be the same as illustrated in FM 21-150.) The descriptions and illustrations given below pertain to the

M1 rifle, but the M14 rifle is equally suited by modifying the hand grasps where necessary. The following positions are used as indicated:

### a. Safe Port.

(1) *Command*. SAFE PORT (one count).

(2) *Position* (fig. 1).

- (a) Right hand grasps the small of the stock with the right forefinger to the rear of the trigger guard.
- (b) Left hand grasps the weapon just below and touching the upper sling swivel, hand around the sling, sling facing out.
- (c) Upper left arm is parallel to the ground, and forearm is as perpendicular to the ground as body conformation permits.
- (d) Elbows are held as close to the body as body conformation permits.
- (e) Heel of the rifle butt is held slightly to the right of the waist belt buckle.
- (f) Weapon is held just diagonally enough across the body to permit the individual to look straight to the front over the right side of the stock.

### (3) Use.

- (a) The safe port position is extremely useful in making a show of force before rioters. Bayonets in this elevated position can be seen by the members of the mob who are in the rear, and they give an impression of a great number of troops and of troops' power.
- (b) Troops move into and assemble from all riot control formations with weapons in the safe port position. The command, SAFE PORT (although more easily executed from the position of port arms, it may be executed from any other position), is given while troops are in column prior to execution of any riot control formation. Troops will automatically assume safe port position before reassembly from a riot control formation.
- (c) Commanders should use the safe port position to impress rioters. However, troops should not be re-

quired to maintain the position for extended periods of time as it is very tiring.


*b. Safe Guard.*

(1) *Command.* SAFE GUARD (one count).

(2) *Position* (fig. 2).

(a) Right hand grasps the small of the stock, holding weapon waist high, positioned so that the small of the stock is against the right hip; butt of the stock extends to the rear of the buttocks.

(b) Left hand grasps the stock just to the rear of the upper sling swivel; hand is around the sling; sling is



*Figure 1. Safe port.*

facing down; left arm is slightly bent.

(c) Bayonet is raised to throat level.

(d) When at the halt, the feet are together as in the position of attention.

(3) *Use.* The safe guard position is one of semireadiness. It is less tiring than the on guard position and should be used to rest troops when circumstances permit. For example, as troops advance against a mob, they should maintain the safe guard position until just before contact is made or resistance is expected and then should be ordered to the on guard position. The safe guard position can also be used when troops are pursuing a mob which is withdrawing without resistance.

*c. On Guard.*

(1) *Command.* ON GUARD (one count).

(2) *Position.*

(a) Right hand grasps the weapon at the small of the stock to the rear of the trigger guard; the under and inner part of the forearm against the top of the stock; the base of the butt pressed snugly against the side of the right hip.

(b) Left hand grasps the hand guard at the most comfortable point forward of the balance point; left arm is slightly bent.

(c) Bayonet is raised to throat level.

(d) When at the halt, the feet are comfortably apart; toes pointed at rioter; knees slightly bent; body leaning slightly forward; and the hips level.

(3) *Use.*

(a) On guard is a position of complete readiness and should be used whenever troops are in contact with a mob which is showing any kind of resistance or hesitation to withdraw.

(b) It is a tiring position to maintain for extended periods of time. Troop commanders should rest troops at every opportunity by using less tiring positions.

## 68. Unit Organization for Riot Control Formations

The formations covered in this chapter (12-man squad, 4 squad platoon, 3 squad platoon, 3 platoon company with 4 squad platoons) are for illustration only and not intended to require unit reorganization. For example, a 10-man squad is easily adapted to the illustrations shown in figures 5 through 26 and also in figure 37 by deletion of appropriate squad members and by repositioning designated leaders accordingly. Any size squad, platoon, or larger unit can be employed and riot control formations adapted to fit unit organization.

## 69. Commands

### a. Oral Commands.

- (1) The commands, SAFE PORT, SAFE GUARD, and ON GUARD are given in one count.
- (2) All other commands are given in two counts, with a preparatory command followed by a command of execution.

b. *Hand Signals.* When necessary, hand signals should be used by commanders in conjunction with oral commands. Hand signals for riot control formations may be given as follows:

- (1) *Line.* Raise both arms to the side until horizontal, arms and hands extended, palms down.
- (2) *Echelon right (left).* Extend one arm 45 degrees above and the other 45 degrees below the horizontal, palm to the




Figure 2. Safe guard.

front. The lower arm indicates the direction of echelon.

- (3) *Wedge*. Extend both arms upward and to the sides at an angle of 45 degrees above the horizontal.
- (4) *Diamond*. Extend both arms above the head, elbows bent slightly and fingertips touching.

## 70. Cadence

a. The normal cadence for movement into and assembly from all riot control formations is double time (180 steps per minute).

b. The normal cadence for movement of troops while in any riot control formation is at quick time (120 steps per minute). While in the on guard position, the cadence is approximately 60 steps per minute. For psychological

effect, an on guard step may be executed by accentuating each step on the left foot with a resounding stamp.

c. Cadence may be increased or decreased at the discretion of the unit commander to meet varying situations.

d. A unit may be ordered into or assembled from riot control formations from the halt or while marching. As each man reaches his proper position, he automatically faces in the direction of the unit's intended advance and comes to a halt. He remains at the halt in the safe port position and awaits further orders.

## 71. Position of Commander and Leaders

a. When in column, the commander at each echelon normally assumes his position at the head of the column.

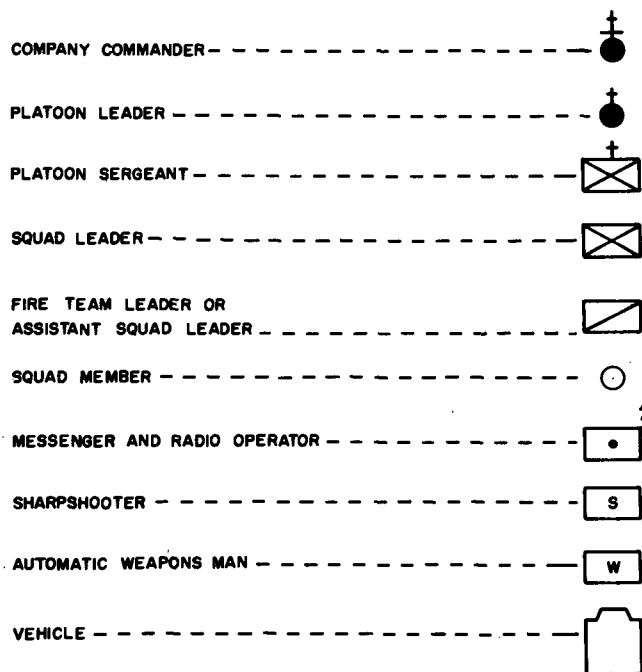


Figure 3. Key to symbols used in illustrations of riot control formations.

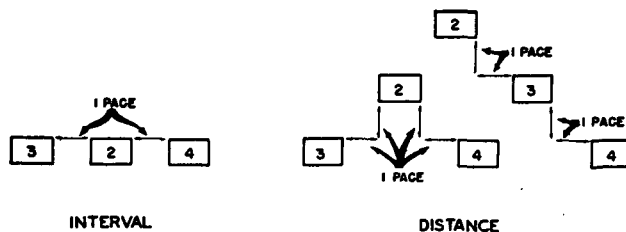


Figure 4. Interval and distance.

b. When in riot control formations, squad leaders and their assistants, platoon leaders and their assistants, and company commanders take positions in the rear of the assault elements of their respective units where they can best direct and control their units. In the illustrations of riot control formations, the platoon and squad leaders are not shown uniformly in order to illustrate the flexibility of their positions behind the formations. For symbols used in this manual only concerning riot control formations, see figure 3.

c. When in column, messengers (radio operators), sharpshooters, automatic weapons men, and other members of platoon headquarters normally take positions at the front of the column.

d. When a unit is in a riot control formation, headquarters personnel at the discretion of the unit commander are positioned near the

commander. If the situation precludes this, they may be positioned behind the assault element.

## 72. Interval and Distance

a. Interval is the lateral space between elements and distance is the space between elements in column. The normal interval and distance between men in riot control formations are one pace (30 inches) as indicated in figure 4.

b. The interval and distance may be adjusted to meet particular situations.

c. In any echelon formation with normal interval and distance, the angle made by the formation and the route of advance will be approximately 45 degrees. The angle formed by the two wings of any wedge formation will be approximately 90 degrees when normal interval and distance are used.

## Section II. SQUAD FORMATIONS

### 73. General

When executing squad riot control formations from the column, the squad leader takes one or more steps to the right and faces his squad. As he gives his preparatory command, he points to the location at which he desires the formation to be formed. If he does not point, the squad forms on the position of the number 2 man (base man) of the squad.

### 74. Squad Line

a. *Command.* SQUAD AS SKIRMISHERS, MOVE.

b. *Execution.*

(1) At the command of execution, the base man advances to the position designated by the squad leader. The even-numbered men aline themselves in sequence on line with the base man, one pace to the right of each preceding man. The odd-numbered men aline themselves in sequence on line with the base man, one pace to the left of each preceding man (fig. 5).

(2) If the commander desires and the situation requires, he may designate a specified number of paces between men in the formation by so indicating in his preparatory command. For ex-

ample, SQUAD AS SKIRMISHERS, TWO PACES, MOVE. If no interval is specified in the command, the unit will automatically assume a one-pace interval.

### 75. Squad Echelon Right (Left)

a. *Command.* SQUAD ECHELON RIGHT (LEFT), MOVE.

b. *Execution.* At the command of execution, the base man advances to the position designated by the squad leader. The men aline themselves in sequence on the base man, one pace to the right (left) and one pace to the rear of each preceding man (fig. 6).

### 76. Squad Wedge

a. *Command.* SQUAD WEDGE, MOVE.

b. *Execution.* At the command of execution, the base man advances to the position designated by the squad leader. Even-numbered men aline themselves in sequence on the base man, one pace to the right and one pace to the rear of each preceding man. Odd-numbered men aline themselves in sequence on the base man, one pace to the left and one pace to the rear of each preceding man (fig. 7).

## 77. Assembling a Squad

a. *Command.* SQUAD ASSEMBLE, MOVE.

b. *Execution.* The squad leader moves to the front of his squad. As he gives his preparatory command, he points to the location at which he desires the squad to assemble. If he does

not point, the squad forms on the position of the base man. At the command of execution, the base man advances to the position designated by the squad leader. The other men form the column in proper sequence behind the base man. The squad leader then takes his position at the head of the column.

## Section III. PLATOON FORMATIONS (4-SQUAD)

### 78. General

a. Platoon headquarters should consist of the following five persons: (For their positions in riot control formations, see paragraph 71.)

- (1) Platoon leader.
- (2) Platoon sergeant.
- (3) Sharpshooter.
- (4) Automatic weapons man.
- (5) Messenger (radio operator).

b. When directed by the platoon leader, other persons, such as operators of portable riot control agent, dispersers and firefighting apparatus, may augment or become a part of the platoon headquarters.

c. In forming all riot control formations from the column, the platoon leader moves out to the right or left front of his platoon and faces it when giving his commands. As he gives





Figure 5. Squad line.



1 Squad echelon right

Figure 6. Squad echelon.

PT

his preparatory command, he points to the approximate location at which he desires the platoon to form. If he does not point, the formation is formed immediately in front of the column. The platoon leader should pause between his preparatory command and command of execution to permit each squad leader to issue a preparatory command to his squad.

## 79. Platoon Line


a. *Command.* PLATOON AS SKIRMISHERS, MOVE.

b. *Execution.* Immediately following the platoon leader's preparatory command, the squad leaders command FOLLOW ME. At the platoon

leader's command of execution, the 2d and 3d squads move to the front and spread out. At the same time, the 1st and 4th squads move forward to their left and right flanks, respectively. The squad leader of the 2d squad establishes a squad line at the position indicated by the platoon leader. The squad leaders of the 1st, 3d, and 4th squads establish squad lines individually and close and dress on the 2d or base squad (fig. 8).

## 80. Platoon Line with Two Support Squads

a. *General Support.* Whenever the command for establishing a riot control formation con-



2 Squad echelon left

Figure 6—Continued.

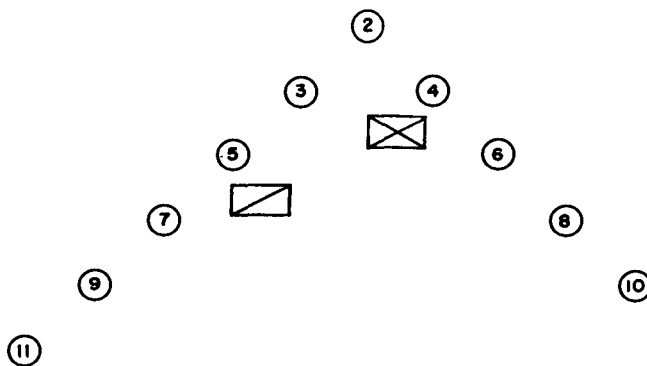


Figure 7. Squad wedge.

tains the phrase, IN SUPPORT, without modification, it means that the support element is to remain in *general support*.

(1) *Command*. PLATOON AS SKIRMISHERS, 2D AND 3D SQUADS IN SUPPORT. MOVE.

(2) *Execution*. The 1st and 4th squads execute the line, while the 2d and 3d squads remain in the column; number 2 man on the 4th squad is the base man of the formation (fig. 9).

b. *Lateral Support*.

(1) *Command*. PLATOON AS SKIRMISHERS,

2D AND 3D SQUADS IN LATERAL SUPPORT, MOVE.

(2) *Execution*.

(a) The 1st and 4th squads execute the line as before, while the 2d and 3d squads stand fast. After the line has been formed by the 1st and 4th squads, the squad leaders of the 2d and 3d squads command LEFT FLANK and RIGHT FLANK, respectively. At the command of execution, MOVE, the 2d and 3d squads

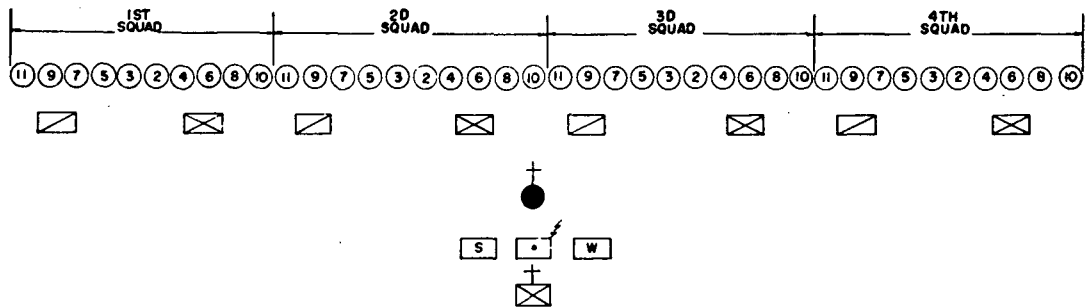


Figure 8. Platoon line.

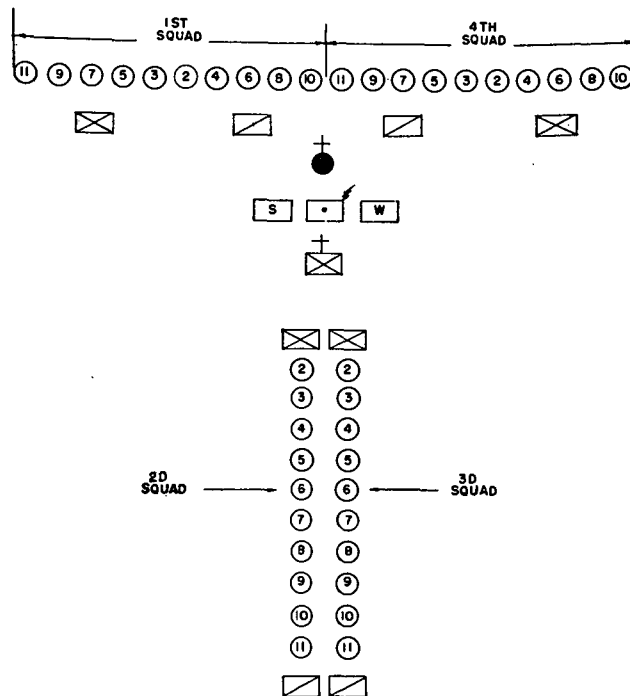


Figure 9. Platoon line with two squads in general support.

move out to their flanks, close in on the ends of the line already formed and face in the direction of the platoon's advance (fig. 10).

- (b) Similarly, the 2d and 3d squads may be committed from general to lateral support at any time by the platoon leader. He commands 2D AND 3D SQUADS, LATERAL SUPPORT, MOVE.
- (c) To have the 2d and 3d squads join

the line from either general or lateral support, the platoon leader commands 2D AND 3D SQUADS, EXTEND THE LINE, MOVE. The 2d and 3d squad leaders command SQUAD AS SKIRMISHERS, and point to locations for number 2 men. On command, MOVE, the squads establish individual lines closing and dressing on existing line.

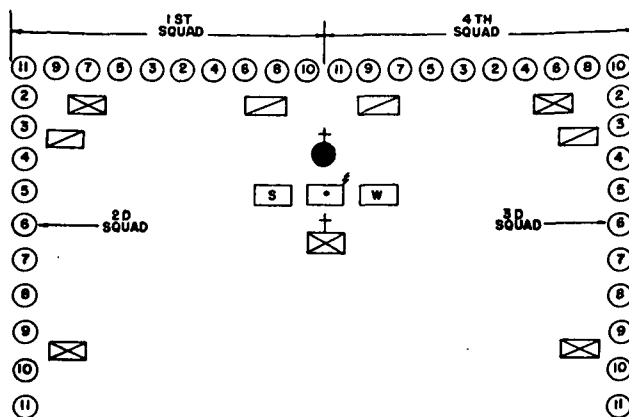


Figure 10. Platoon line with two squads in lateral support.

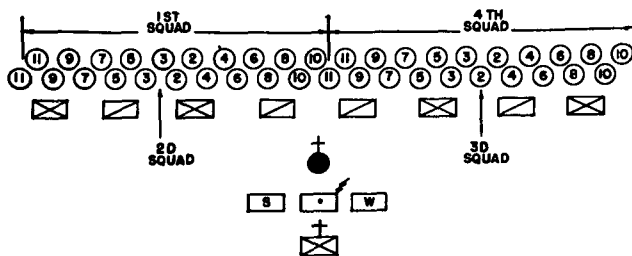


Figure 11. Platoon line with two squads in close support.

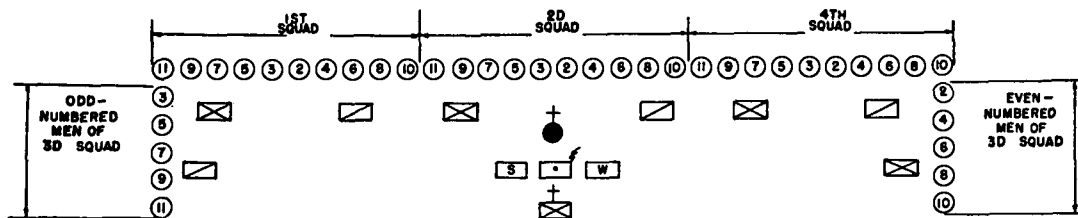


Figure 12. Platoon line with one squad in lateral support.

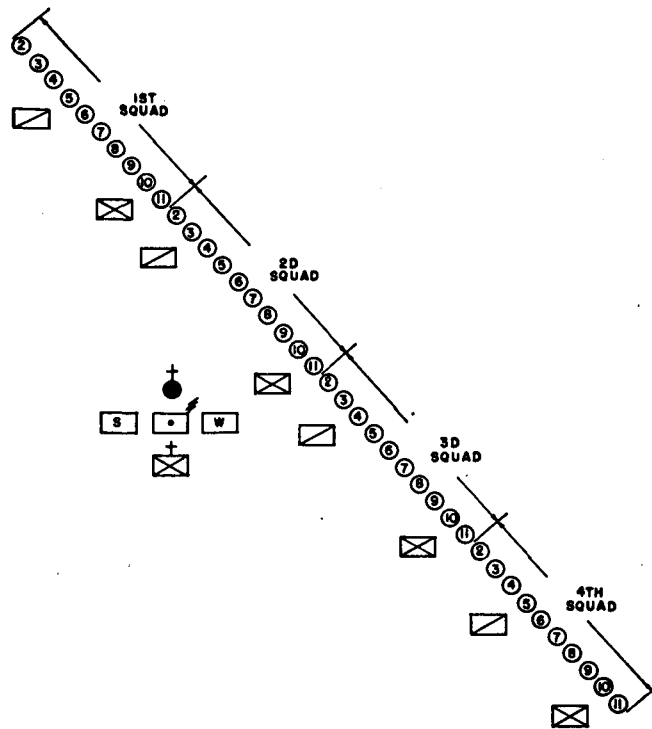


Figure 13. Platoon echelon right.

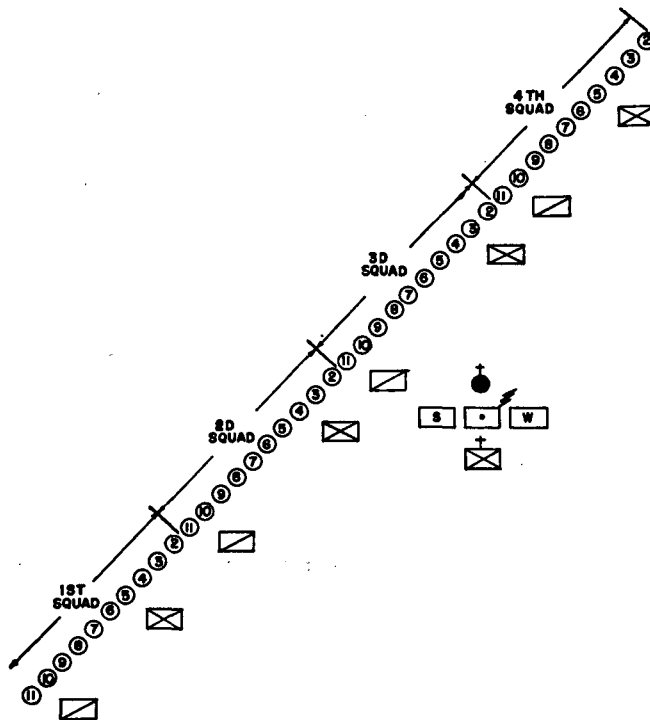


Figure 14. Platoon echelon left.

c. *Close Support.*

- (1) *Command.* PLATOON AS SKIRMISHERS, 2D AND 3D SQUADS IN CLOSE SUPPORT, MOVE.
- (2) *Execution.* The 1st and 4th squads execute a line as before. The 2d and 3d squads execute a similar line in the rear of the leading line and close in on the leading line. The men in the supporting line cover the intervals between men in the leading line (fig. 11).

d. *Assembling the Support Squads.* To assemble the support squads from any position to general support, the platoon leader commands 2D AND 3D SQUADS, ASSEMBLE, MOVE. The 2d and 3d squads then return to the column in rear of the line formed by the other two squads.

## 81. Platoon Line with One Support Squad

- a. *Command.* PLATOON AS SKIRMISHERS, 3D SQUAD IN SUPPORT, MOVE.
- b. *Execution.* The 2d squad moves out and executes a squad line. The 1st and 4th squads form lines on the 2d squad to left and right, respectively. The 3d squad remains in the column.
- c. *Use of Support Squad.* The support squad may be used in lateral support on one or both sides of the formation, or as close support to any segment of the formation (fig. 12).

## 82. Platoon Echelon Right

- a. *Command.* PLATOON ECHELON RIGHT, MOVE.
- b. *Execution.* Immediately following the platoon leader's preparatory command, the squad

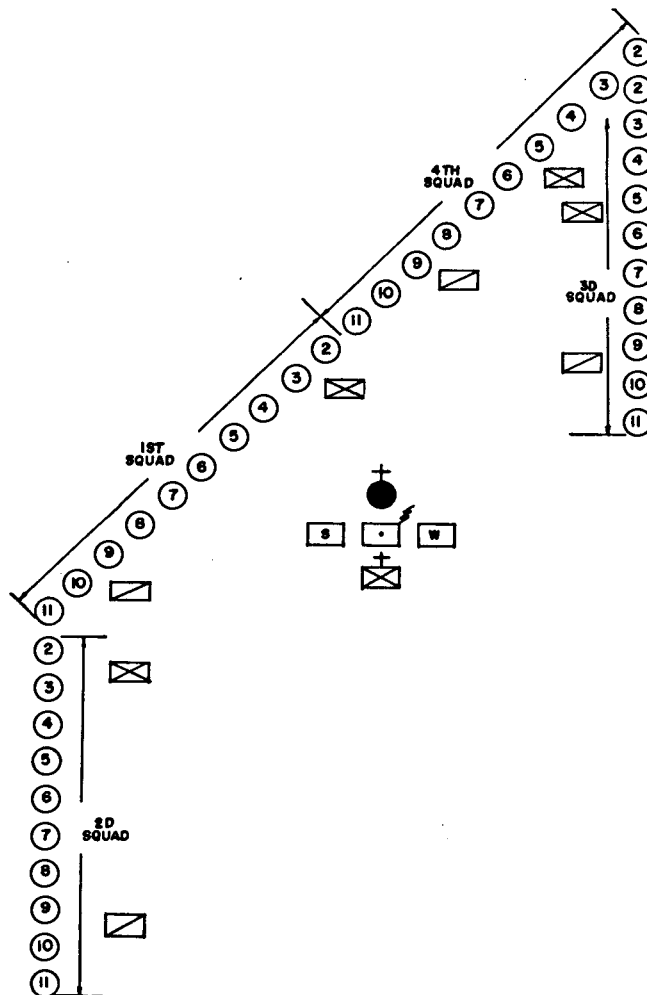


Figure 15. Platoon echelon left with two squads in lateral support.

leader of the 1st squad commands FOLLOW ME. The squad leaders of the 2d, 3d and 4th squads command STAND FAST. At the command of execution, the 1st squad moves out and executes an echelon right at the location designated by the platoon leader. As each squad clears the column, the next successive squad moves out individually and extends the echelon already formed by the preceding squad(s) (fig. 13).

### 83. Platoon Echelon Left

a. *Command.* PLATOON ECHELON LEFT, MOVE.

b. *Execution.* The platoon echelon left is formed in the same manner as the echelon right except in inverse order. The 4th squad is the base squad and the remaining squads extend the echelon in inverse sequence (fig. 14).

### 84. Platoon Echelon with Support

The 2d and 3d squads are used in general, lateral, and close support with the echelon right and left in the same manner as with the line (figs. 15 through 18).

### 85. Platoon Wedge

a. *Command.* PLATOON WEDGE, MOVE.

b. *Execution.* Immediately following the platoon leader's preparatory command, the squad leaders of the 1st and 4th squads command FOLLOW ME. At the same time, the squad leaders of the 2d and 3d squads command STAND FAST. On the platoon leader's command of execution, the 1st and 4th squads move directly to the front. When the last men of the 1st and 4th squads have cleared the front of the 2d and 3d squads, the squad leaders of the 1st and 4th squads command SQUAD ECHELON

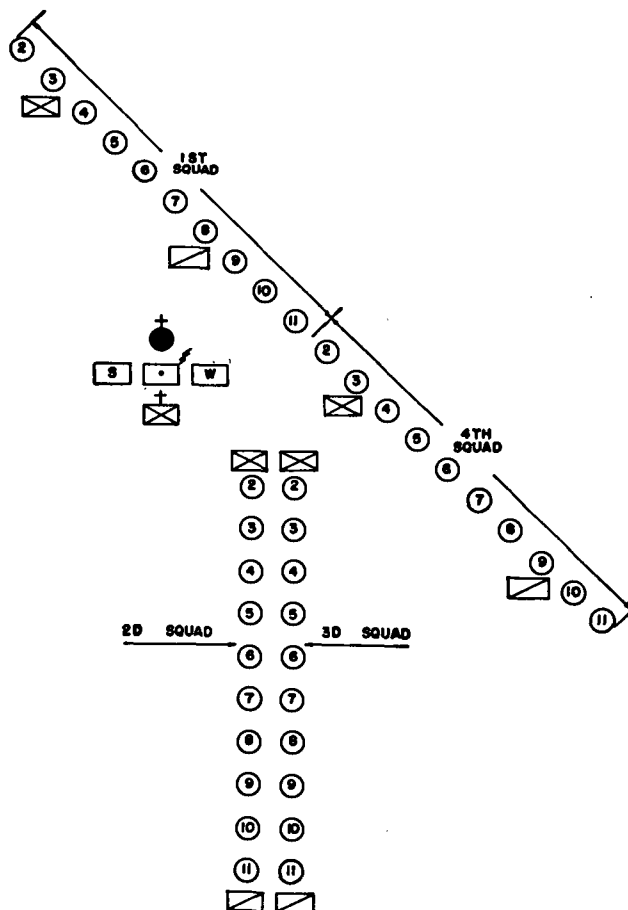


Figure 16. Platoon echelon right with two squads in general support.

LEFT, MOVE and SQUAD ECHELON RIGHT, MOVE, respectively. The number 2 man of the 4th squad is the base man for the formation; the 4th squad executes an echelon right. The 1st squad executes an echelon left on the base man. When these movements are completed, the squad leaders of the 2d and 3d squads command SQUAD ECHELON LEFT, MOVE and SQUAD ECHELON RIGHT, MOVE, respectively, pointing to the rear elements of the wedge formed by the 1st and 4th squads. On the commands of execution the 2d and 3d squads move out and complete the formation (fig. 19).

## 86. Platoon Wedge with Two Support Squads

### a. General Support.

- (1) *Command.* PLATOON WEDGE, 2D AND 3D SQUADS IN SUPPORT, MOVE.
- (2) *Execution.* The 1st and 4th squads execute the wedge as explained in paragraph 85, while the 2d and 3d squads remain in the column (fig. 20).

### b. Lateral Support.

- (1) *Command.* PLATOON WEDGE, 2D AND 3D SQUADS IN LATERAL SUPPORT, MOVE.
- (2) *Execution.*

- (a) The 1st and 4th squads execute the wedge while the 2d and 3d squads stand fast. After the wedge has been formed by the 1st and 4th squads, the squad leaders of the 2d and 3d squads command LEFT FLANK and RIGHT FLANK, respectively. At the command of execution, MOVE, the 2d and 3d squads move out to their flanks, close in on the rear elements of the wedge and face in the direction of the platoon's advance (fig. 21).

- (b) To commit the 2d and 3d squads from general to lateral support, the platoon leader commands 2D AND 3D SQUADS, LATERAL SUPPORT, MOVE.

- (c) To have the 2d and 3d squads join the wedge from either general or lateral support, the platoon leader commands 2D AND 3D SQUADS, EXTEND THE WEDGE, MOVE. The 2d and 3d squad leaders command SQUAD ECHELON LEFT and SQUAD ECHELON RIGHT, respectively, and the platoon wedge is formed.

### c. Close Support.

- (1) *Command.* PLATOON WEDGE, 2D AND 3D SQUADS IN CLOSE SUPPORT, MOVE.

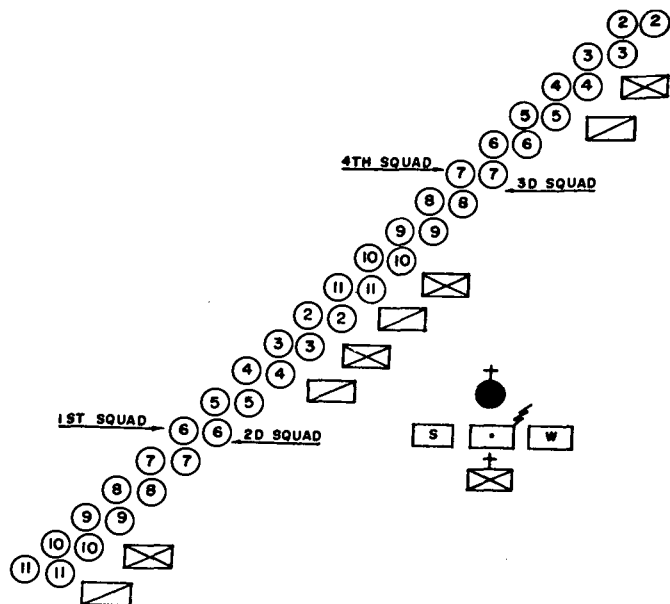


Figure 17. Platoon echelon left with two squads in close support.

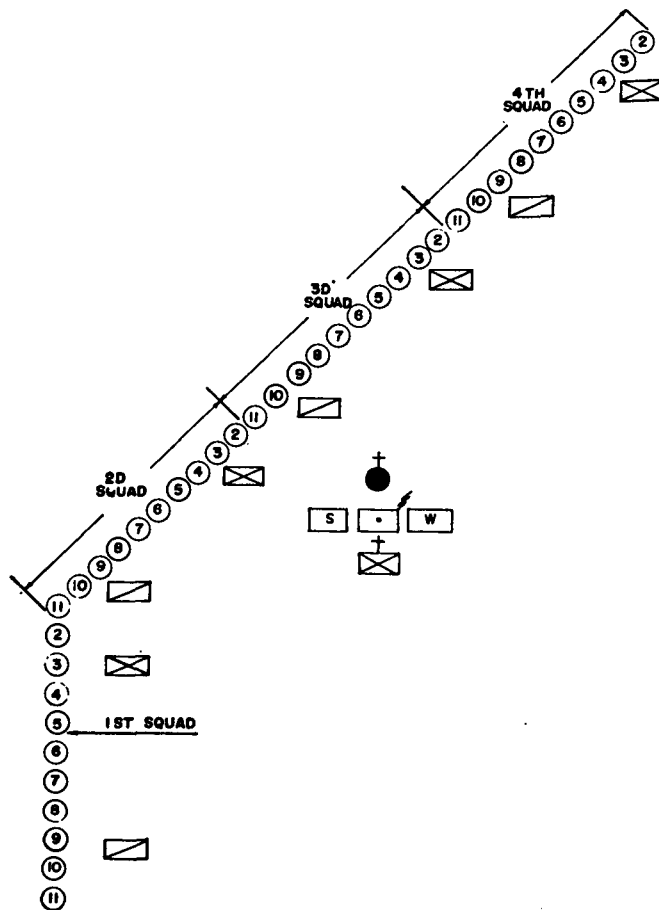


Figure 18. Platoon echelon left with one squad in lateral support to the left.

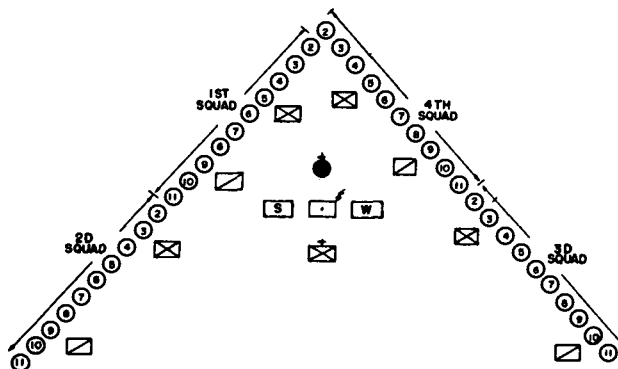


Figure 19. Platoon wedge.

(2) *Execution.* The 1st and 4th squads execute a wedge. The 2d and 3d squads execute a similar wedge and close in on the leading wedge. The men in the supporting wedge cover the intervals between men in the leading wedge (fig. 22).

*d. Assembling the Support Squads.* To assemble the support squads from any position to general support, the platoon leader commands 2D AND 3D SQUADS, ASSEMBLE, MOVE. The 2d and 3d squads then return to the column in rear of the wedge formed by the other two squads (fig. 20).

## 87. Platoon Wedge with One Support Squad

*a. Command.* PLATOON WEDGE, 3D SQUAD IN SUPPORT, MOVE.

*b. Execution.* The 2d squad moves out and executes a squad wedge. The 1st and 4th squads form echelons left and right, respectively,

on the 2d squad. The 3d squad remains in the column (fig. 23).

## 88. Assembling a Platoon

*a. Command.* PLATOON ASSEMBLY, MOVE.

*b. Execution.* The platoon leader moves out in front of his platoon. As he gives his preparatory command, he points to the location at which the platoon is to assemble. If he does not point, the platoon assembles directly in front of its present location. Immediately following the platoon leader's preparatory command, the squad leaders move to the head of their respective squads and command FOLLOW ME. At the command of execution, the squads follow their respective squad leaders to their appropriate positions to form a platoon column.

## 89. Variations in Platoon Formations

*a.* During riot control operations, the platoon leader may rotate his squads in the leading or assault elements of the formations to

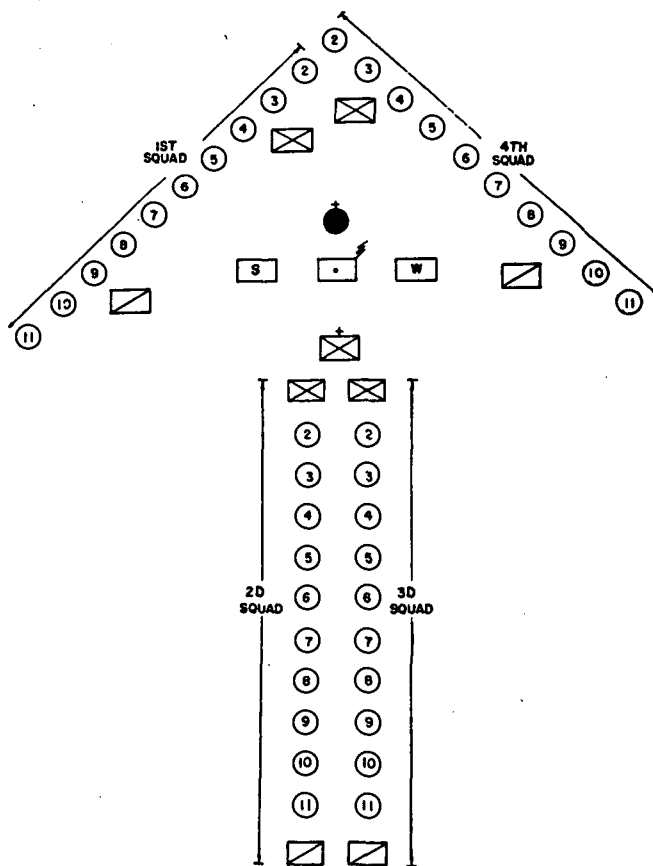


Figure 20. Platoon wedge with two squads in general support.

give any squad or squads a rest. He is not bound to use only those squads that are specified in the preceding paragraphs in the leading or assault elements of his platoon formations. By merely changing his preparatory command, he may select the squads to lead his unit. For example, if the 1st and 3d squads are to lead his platoon wedge, he issues the command, PLATOON WEDGE, 2D AND 4TH SQUADS IN SUPPORT, MOVE. By designating the sup-

port squad(s) in the preparatory command, the platoon leader tells the other squad(s) that they are to lead the assault.

b. The platoon leader may also relieve any two squads in the assault element by forming a like formation with the support squads and have the support element pass through the leading element. This procedure is frequently necessary when field protective masks are put on for a riot control agent attack.

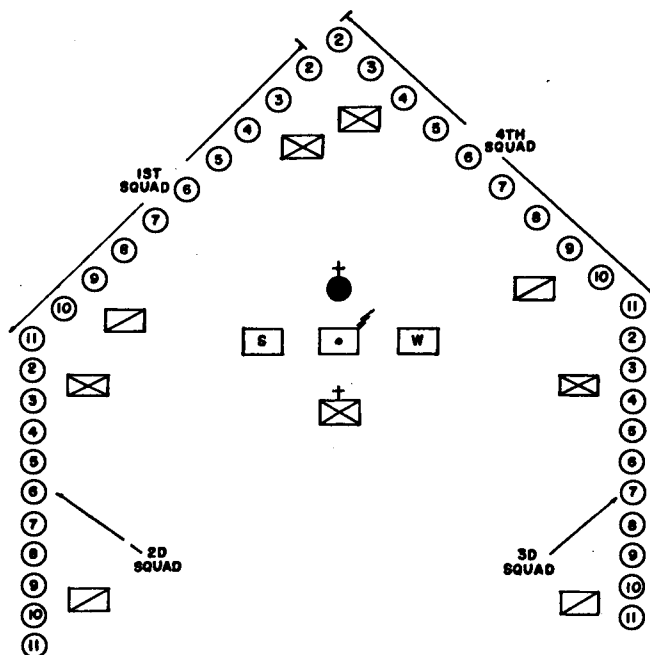


Figure 21. Platoon wedge with two squads in lateral support.

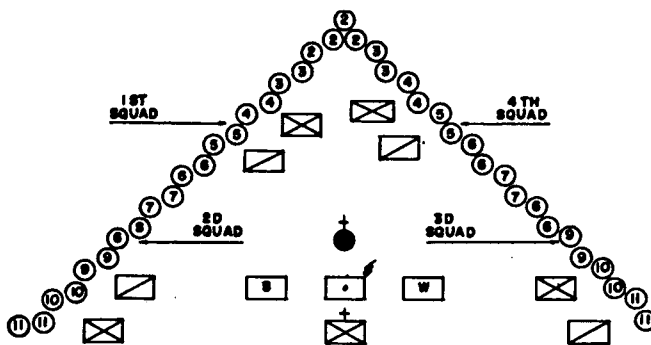


Figure 22. Platoon wedge with two squads in close support.

## Section IV. PLATOON FORMATIONS (3-SQUAD)

### 90. Execution of Formations

The execution of riot control formations using a 3-squad platoon is essentially the same as a 4-squad platoon, with the following exceptions:

a. The 1st and 3d squads are normally used as the assault or leading element in all formations in which one squad is used as general or lateral support.

b. The 2d squad is the base squad in a platoon line formation when all three squads are committed initially to the assault element.

c. The support squad (usually the 2d squad) may be held in general support in single column or in column of twos.

#### (1) Single column.

(a) *Command.* PLATOON AS SKIRMISHERS (ECHELON RIGHT, LEFT, or WEDGE), 2D SQUAD IN SUPPORT, MOVE.

(b) *Execution.* The 1st and 3rd squads execute the formation while the 2d squad remains in column.

#### (2) Column of twos.

(a) *Command.* PLATOON AS SKIRMISHERS (ECHELON RIGHT, LEFT, or WEDGE), 2D SQUAD IN SUPPORT, MOVE.

ERS (ECHELON RIGHT, LEFT, or WEDGE), 2D SQUAD IN SUPPORT IN COLUMN OF TWOS, MOVE.

#### (b) Execution.

1. The 1st and 3d squads establish the formation. The 2d squad, at the command of its squad leader, executes a column of twos to the right.

2. When the support squad is committed to either lateral support or to extend the existing formation, the even-numbered men move to the right and the odd-numbered men to the left. They execute these movements in the same manner as the support squads in a 4-squad platoon.

3. The squad leader normally takes control of the even-numbered men and his assistant the odd-numbered men (figs. 24, 25, and 26).

### 91. Assembling a Platoon

A 3-squad platoon is assembled in the same manner as a 4-squad platoon.

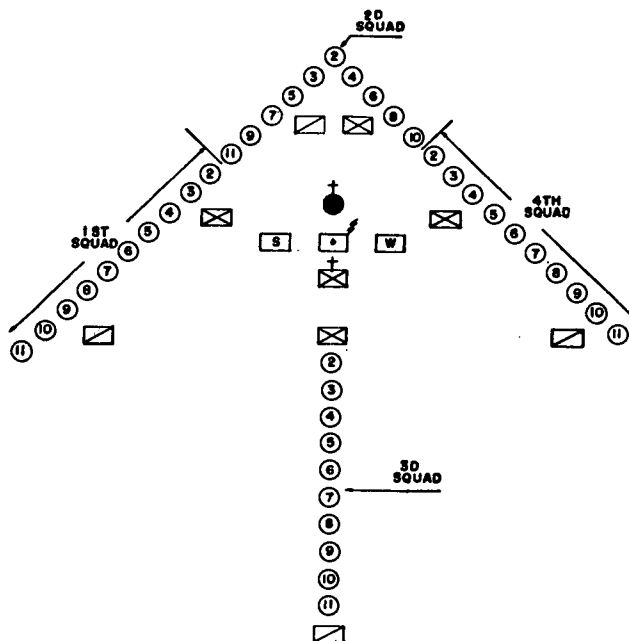


Figure 23. Platoon wedge with one squad in general support.

## Section V. COMPANY FORMATIONS

### 92. Company Headquarters

*a. Personnel.* The company commander may use as many personnel as needed for his headquarters; however, it is advantageous to use as few persons as possible. Personnel not in formation and not with the company commander may be used to secure vehicles or they

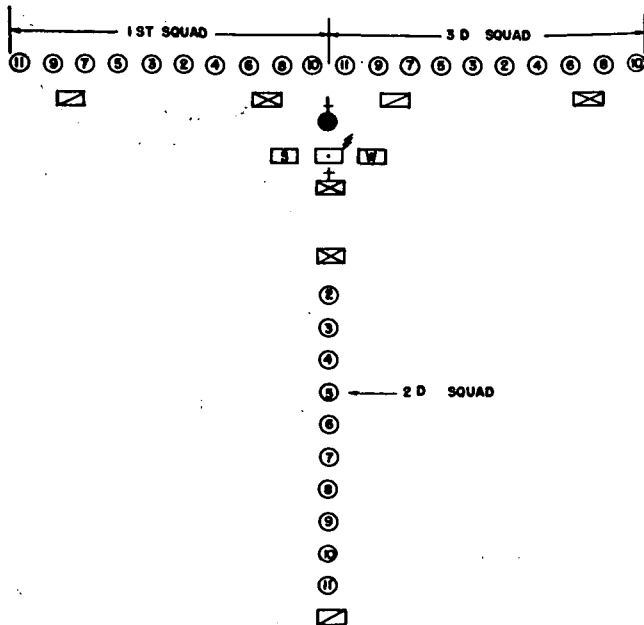


Figure 24. Platoon line with one squad in general support.

may remain at the unit's administrative area. Minimum personnel to accompany the company commander should be a messenger (radio operator) and a sharpshooter.

*b. Equipment.* The company commander should have the following equipment:

- (1) Communications to maintain contact within his unit and with next higher headquarters.
- (2) Sufficient transportation to keep an adequate amount of supplies available, such as riot control agent munitions.
- (3) Loudspeaker or other voice amplifying equipment.

### 93. Designating Locations of Formations

When the company commander orders his company into riot control formations from the column, he moves out to the left or right near the head of the column where he can be seen by his platoon leaders and faces the company. As he gives his preparatory command, he points to the approximate location for the formation. If he does not indicate a location, the company forms immediately to the front of the leading platoon.

### 94. Company Line in Depth

*a. Command.* COMPANY AS SKIRMISHERS IN DEPTH, MOVE.

*b. Execution.* Immediately following the

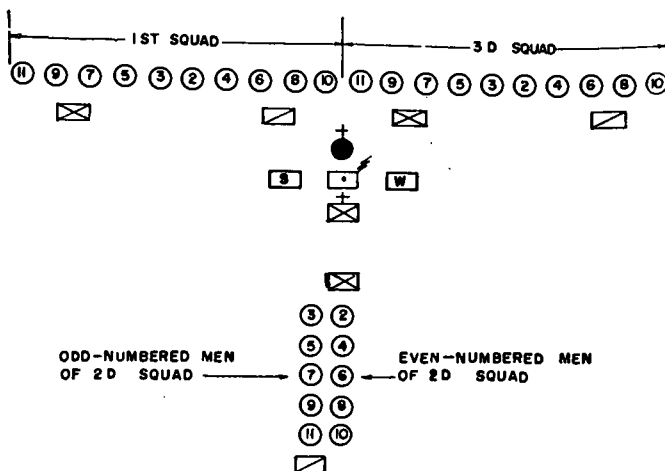


Figure 25. Platoon line with support squad in general support in column of twos.

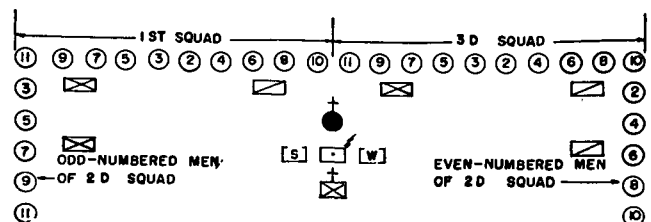


Figure 26. Platoon line with one squad in lateral support.

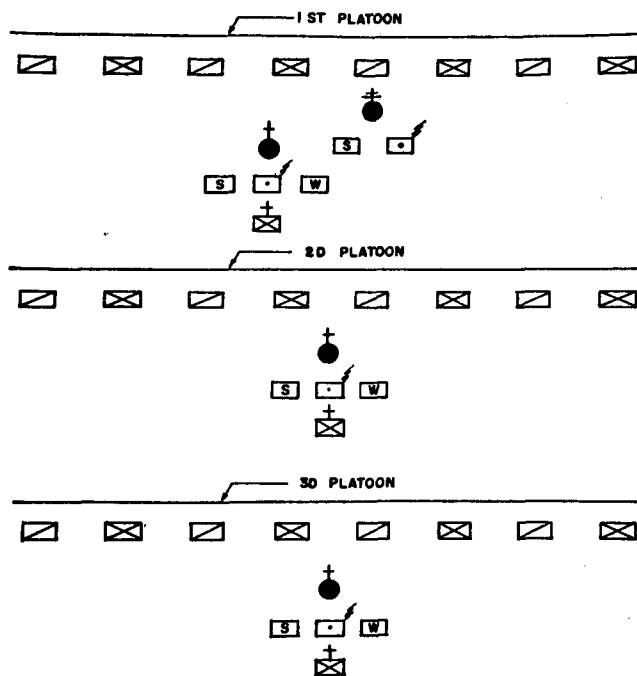


Figure 27. Company line in depth.

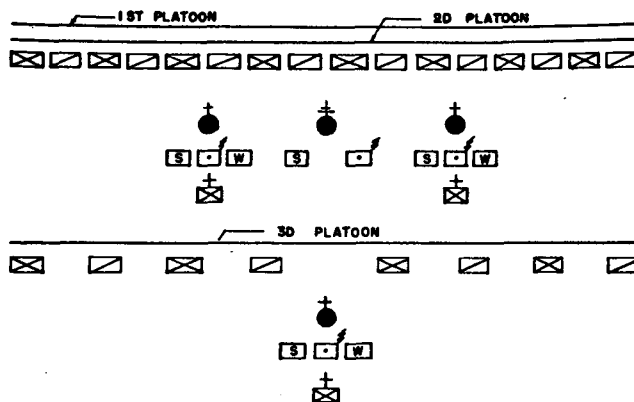


Figure 28. Company line with two platoons in mass and one platoon in depth.

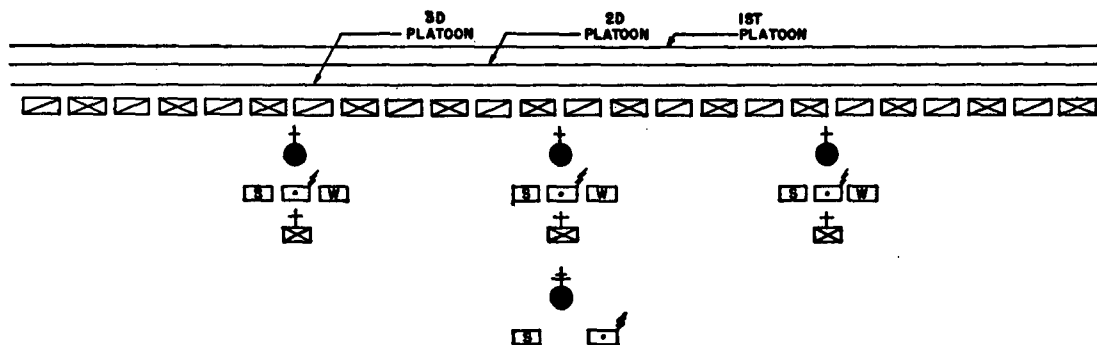


Figure 29. Company line in mass.

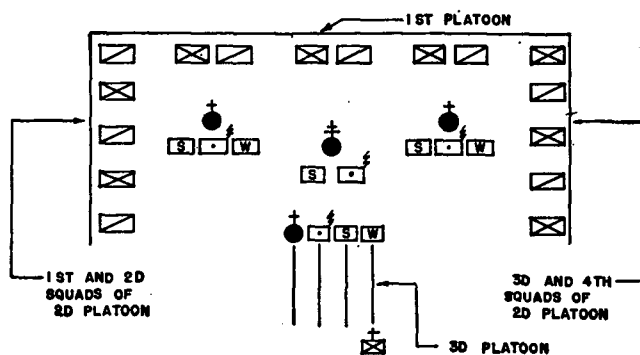


Figure 30. Company line with one platoon in lateral support and one platoon in general support.

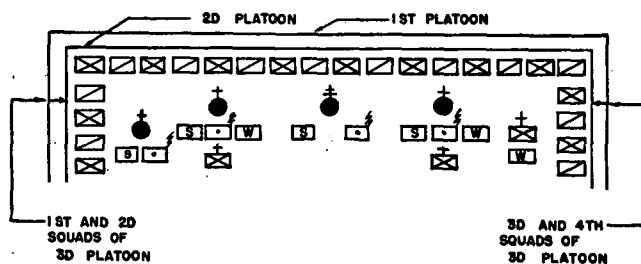


Figure 31. Company line in mass with one platoon in lateral support.

company commander's preparatory command, each platoon leader gives the command, PLATOON AS SKIRMISHERS. The squad leaders follow with their respective commands to their squads to form the platoon line. At the command of execution, each platoon establishes a platoon line immediately to its front (fig. 27).

- (1) If the company commander wants a more formidable formation, he gives the command, 2D PLATOON, CLOSE SUPPORT, MOVE. The men of the 2d platoon move forward and cover the intervals between the men of the leading platoon and automatically assume the same weapon position as the men of the leading platoon, which will normally be the on guard position. The platoon leader of the 3d platoon then moves his platoon forward to occupy the position formerly held by the 2d platoon (fig. 28).
- (2) If the 3d platoon is called upon to support the line, it moves forward and takes up a position directly behind the 2d platoon. The men of the 3d platoon hold their weapons at safe port. Platoon and squad leaders and their assistants mutually assist each other in controlling the company.

## 95. Company Line in Mass

*a. Command.* COMPANY SKIRMISHERS IN MASS, MOVE.

*b. Execution.* The company line in mass is the same formation described in paragraph 94b (2). However, in this case, the company commander indicates his desire for this formation in his initial command. The platoons each form a line individually and the 2d and 3d platoons close on the 1st platoon without further command (fig. 29).

## 96. Company Line with Support

*a.* In company formations, the 1st platoon normally forms the assault element and the 2d and 3d platoons are used in support. The support platoons can be employed in the same manner as the support squads in platoon formations. Some variations of a company with support are illustrated in figures 30 and 31.

*b.* When the company commander desires to rotate his assault platoon, he merely moves another platoon up to the head of the column prior to issuing his command for the formation to be employed. One platoon can be relieved from the assault element by another platoon while in riot control formation by having a support platoon pass through the assault platoon.

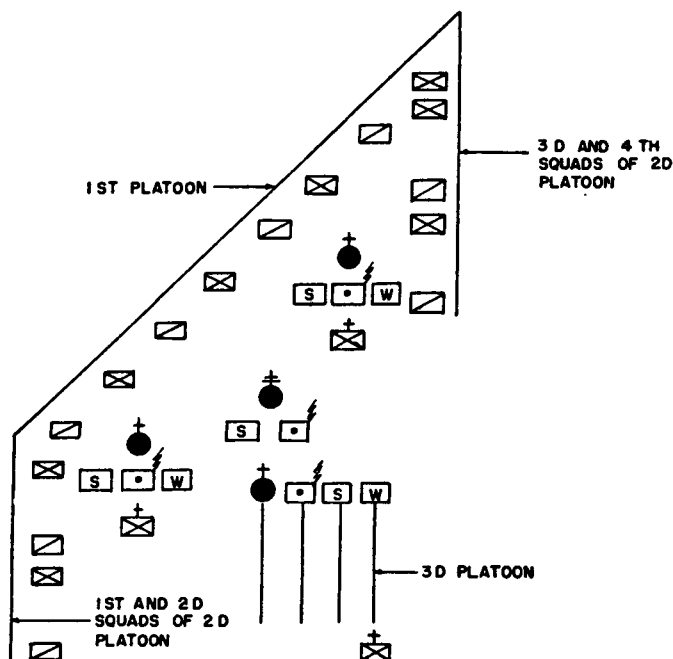


Figure 32. Company echelon left with one platoon in lateral support and one platoon in general support.

## 97. Company Echelon and Wedge

The company echelon (right or left) and company wedge are formed in the same manner and with the same variations as the company line (figs. 32 through 39).

## 98. Assembling a Company

A company assembles from riot control formations in the same manner as a platoon or

squad. However, when assembling from a massed formation, the platoons assemble one at a time, the leading platoon first. The platoons do not halt immediately after assembly, but continue to double time in the direction specified by the company commander until space has been cleared for the last platoon to assemble. The platoon leaders then halt their respective platoons and await further commands.

# Section VI. VEHICLES AND FOOT TROOPS

## 99. Considerations in the Use of Vehicles

a. When meeting large mobs, it may be advantageous to employ vehicles with foot troops in riot control formations. While vehicles add strength to any formation, certain precautionary measures should be taken.

- (1) Windshields of vehicles may be in upright position, removed, or completely depressed. If windshields are made of safety glass they offer some protection while in an upright position to occupants of the front seat with minimum danger of injury from glass fragments.

- (2) Shields or mobile barriers may be

constructed with a wooden or metal frame strung with barbed wire and mounted across the front of a vehicle.

- (3) Foot troops in the formation should walk as near the front corners of each vehicle as possible to prevent rioters from attacking the sides and rear of the vehicles.

b. Armored vehicles should be employed when available and practicable because of their psychological effect and the protection they afford their occupants.

c. Vehicles should be used only in conjunction with foot troops.

d. Whenever vehicles and foot troops are

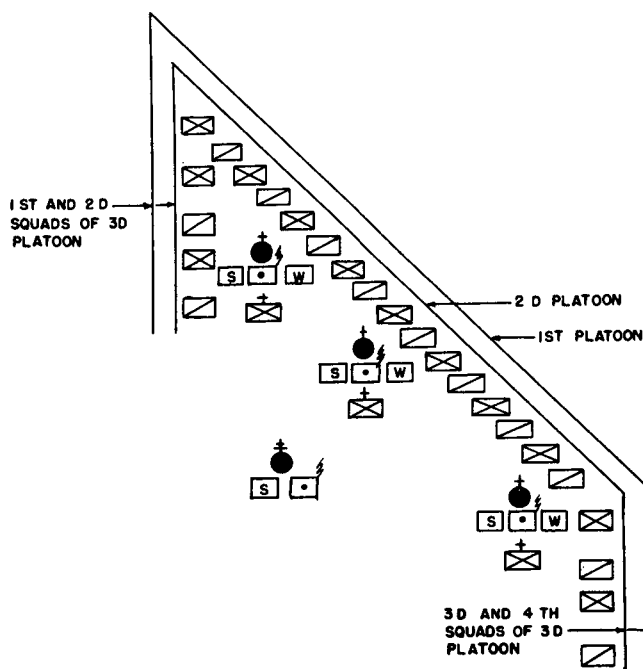


Figure 33. Company echelon right in mass with one platoon in lateral support.

employed, the commander of the foot troops commands the unit. He joins the leader of the motor section in the command (number 1) vehicle where he has a position of vantage (fig. 40). In every instance, his commands are executed through the subordinate leaders. A position that facilitates moving into a riot control formation employing foot troops and vehicles is illustrated in figure 40.

e. If possible, headquarters personnel should travel with the commander.

## 100. Company Line with Support

a. *Command.* The commands for vehicles and foot troops are the same as for foot troops alone. Because of the additional noise and distances involved, the company commander gives the arm and hand signal for the line. The command and signal apply to the lead platoon only. The other platoons remain in general support until further directed.

b. *Execution.* The motor section moves out first. The number 2 vehicle moving to the right passes the lead vehicle and establishes the position for the center of the line. At the same time, the 3d and 4th vehicles swing out to the left and right, respectively, and form to the left and right and slightly to the rear of the number 2 vehicle. The 2d and 3d squads of the lead platoon then move forward and form lines to the left and right, respectively, and on the front end of the number 2 vehicle. As soon as the troops are in position, the 3d and 4th vehicles close in on the left and right and tighten the formation. The 1st squad of the lead platoon then forms a line to the left of the 3d vehicle and the 4th squad to the right of the 4th vehicle to complete the company line. The command vehicle takes up a position behind the line where the commander can best direct and control the unit. The 2d and 3d platoons move forward and are used in general, lateral,

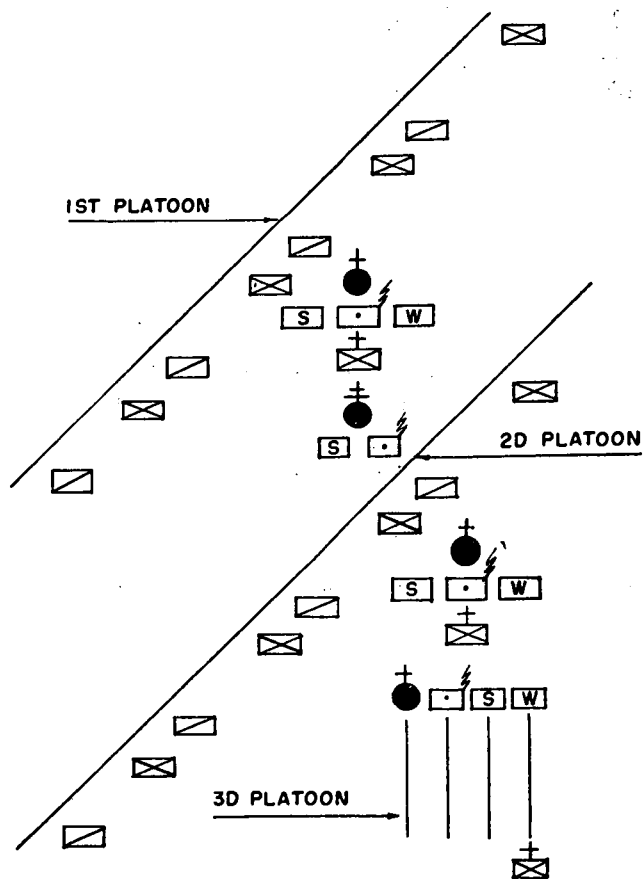


Figure 34. Company echelon left in depth with one platoon in general support.

or close support (figs. 41, 42, and 43). In some instances the foot troops may move into position first and the vehicles join the formation as needed.

### 101. Echelon or Wedge

To form an echelon right (left) or wedge, the same procedures for forming a line are followed (fig. 44).

### 102. Assembling Foot Troops and Vehicles

The command vehicle moves to a position in advance of the formation; the commander, facing the formation, gives the motor section the hand signal for assembly. Immediately,

the other vehicles return to their proper positions in column behind the command vehicle, while the troops stand fast. The second in command then assembles the foot troops in the usual manner.

### 103. Variations of Formations

Many suitable variations to the formations described and illustrated above may be employed and appropriate commands and signals may be devised to execute them. Because of the somewhat complicated nature and coordination required in these formations, however, new variations should be practiced extensively before they are used in actual riot situations.

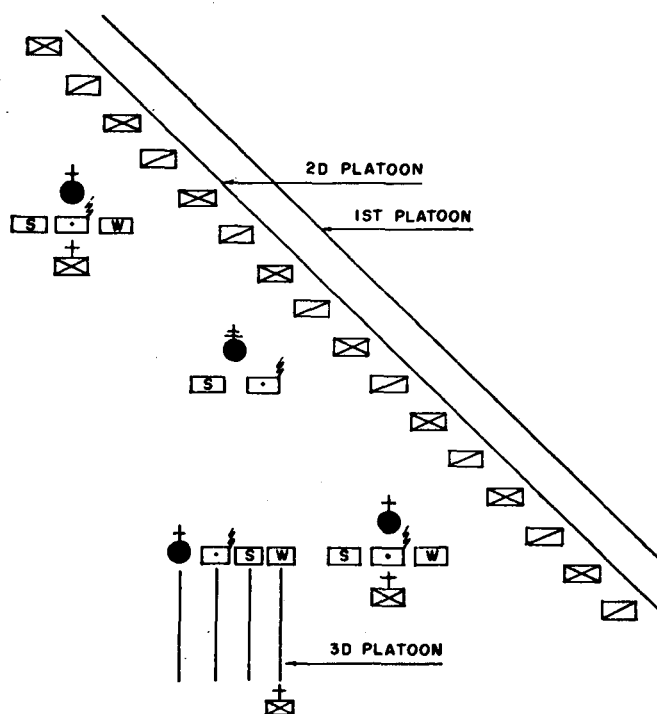
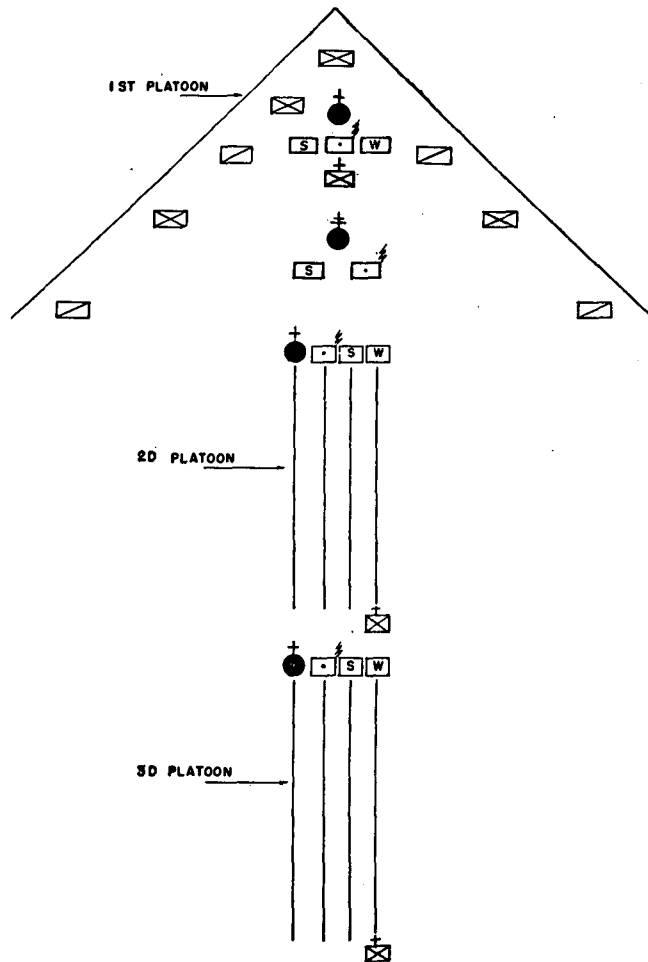


Figure 35. Company echelon right in mass with one platoon in general support.



*Figure 36. Company wedge with two platoons in general support.*

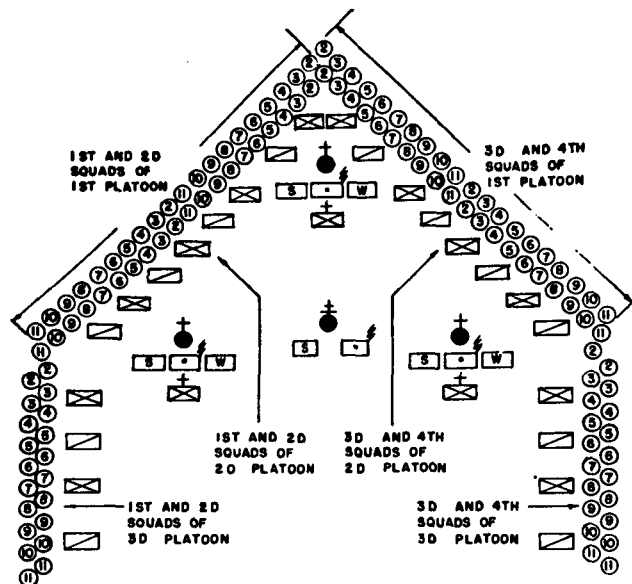


Figure 37. Company wedge in mass with one platoon in lateral support.

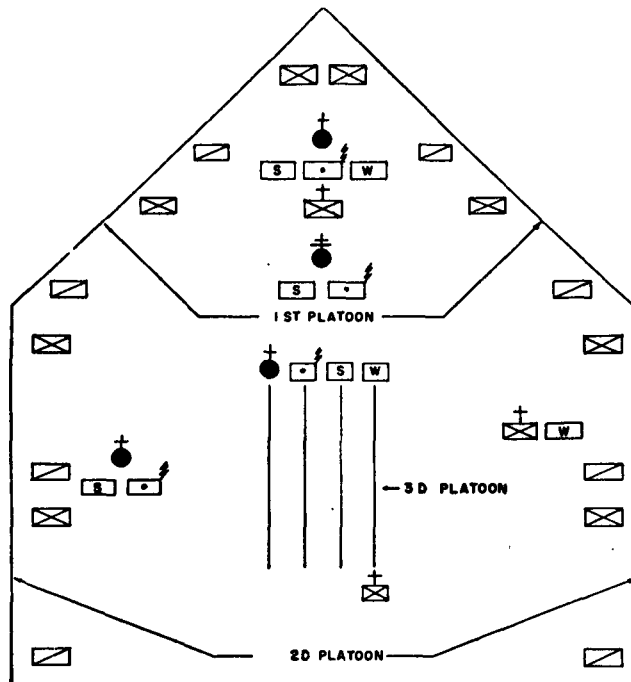


Figure 38. Company wedge with one platoon in lateral support and one platoon in general support.

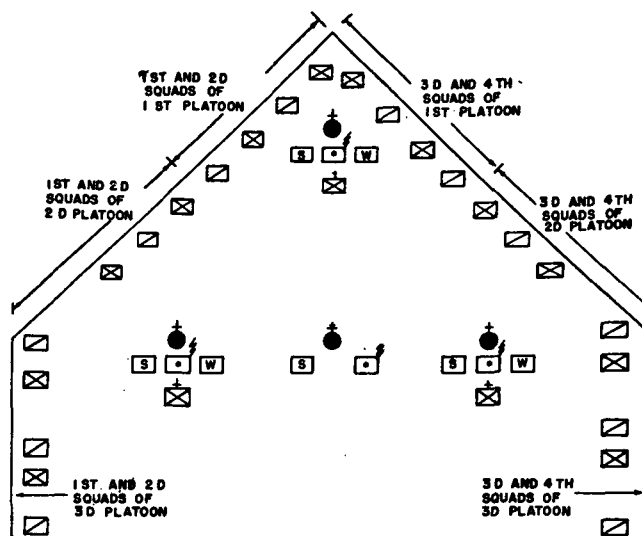
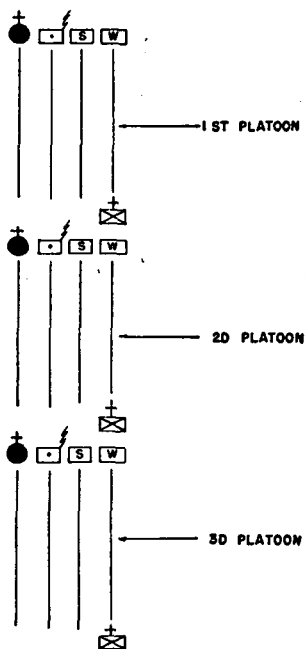
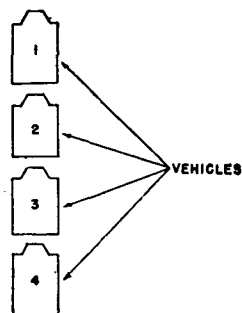


Figure 39. Company wedge with one platoon extending the wedge and one platoon in lateral support.



*Figure 40. A position for foot troops and vehicles prior to executing riot control formations.*

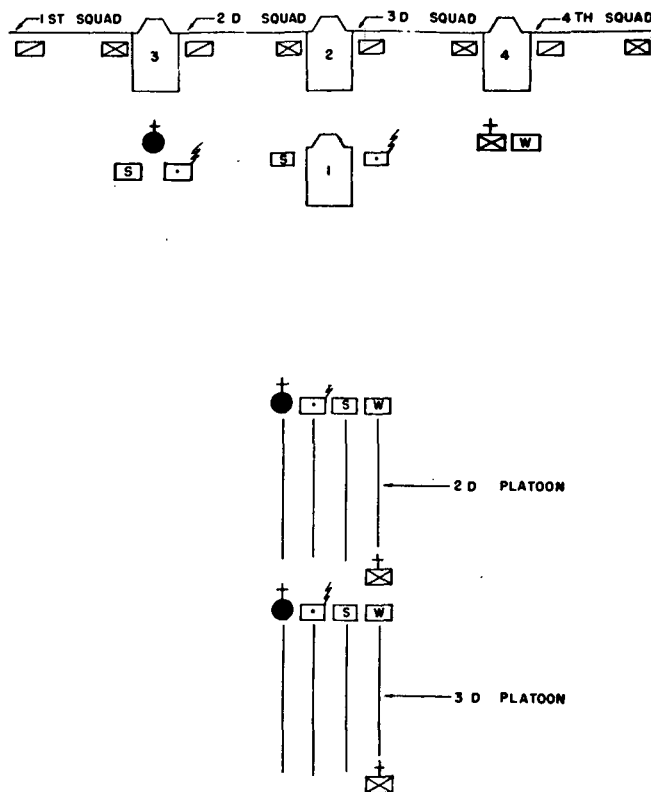


Figure 41. Company line (foot troops and vehicles) with two platoons in general support.

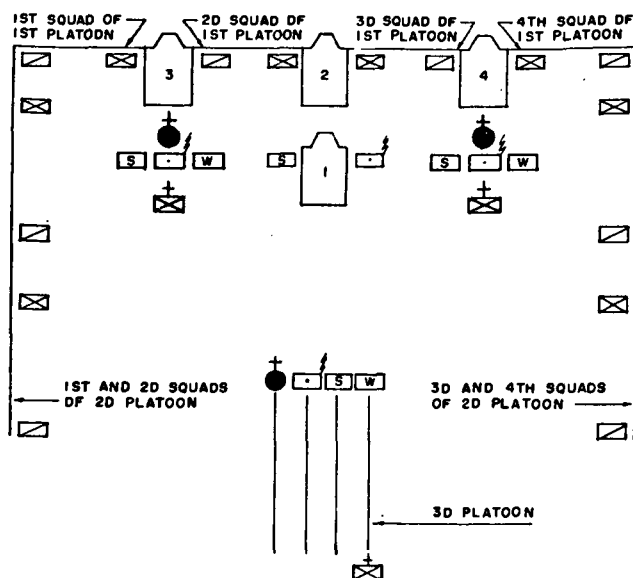


Figure 42. Company line (foot troops and vehicles) with one platoon in lateral support and one platoon in general support.

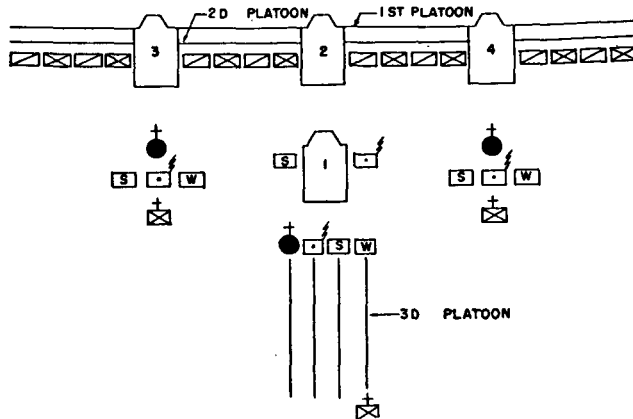


Figure 43. Company line in mass (foot troops and vehicles) with one platoon in general support.

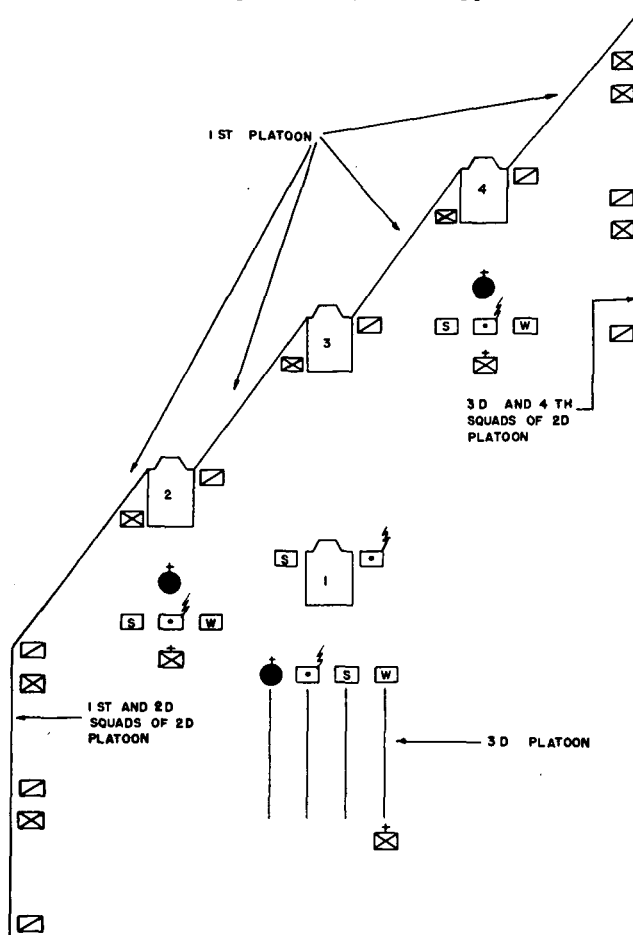


Figure 44. Company echelon left (foot troops and vehicles) with one platoon in lateral support and one platoon in general support.

## CHAPTER 6

### OPERATIONS INCLUDING TACTICS AND TECHNIQUES

#### Section I. INTELLIGENCE

##### 104. Collection of Information

Conferences with police officials and other well-informed representatives of civil agencies may provide much valuable information as to the causes and development of disturbances. Police agencies must not be overlooked. The interrogation of persons taken from among the mob or passed through the lines may disclose valuable information. The civil police may be especially helpful in this connection by performing the actual interrogation while intelligence personnel observe either overtly or covertly. Military police criminal investigators may be assigned surveillance duties to provide the command an additional source of intelligence. Reports from air and ground patrols, together with weather reports and other reported information, are combined to form the intelligence estimate for guiding the commander. All known information is placed in the intelligence journal.

##### 105. Essential Elements of Information

Among the essential elements of information that should be collected immediately before or during troop action in civil disturbances are—

- a. Time, place, and cause of disturbances.
- b. Number of persons involved and their activities.
- c. Composition, such as age and labor, and organization of persons involved.
- d. Plans of the participants.
- e. Arms of the participants.
- f. Vehicles or other equipment available to participants.
- g. Methods of communications.
- h. Leaders:
  - (1) Who they are?
  - (2) How they became leaders?

- (3) Whether they are subversive?

##### i. Location of—

- (1) Ammunition, arms, and explosives.
- (2) Schools, colleges, and important public buildings.
- (3) Police stations and communications systems.
- (4) Public utilities, including stores of volatile fuel.
- (5) Food supplies.

##### 106. Observation

Observations of activities of participants in disturbances are made from a number of observation posts.

a. Observation aircraft, particularly helicopters, are valuable. Observation aircraft also may be used for photoreconnaissance. As observations are made, reports should be made directly by radio to the commander or command post.

b. Ground observation posts should be established at points of vantage, such as upper stories of buildings which provide a view of important areas.

c. Observers may be posted in the crowd to gather and report information gathered from direct contact with participants in the disturbance. Because of the undercover nature of an observer's work, reporting is difficult and delay in reporting is often unavoidable since it is usually necessary for an observer to leave the crowd to make his report. Further, significant action may take place during the observer's absence from the area of activity.

d. Motorized ground patrols may be used as observers in areas where vehicles can patrol. This is generally outside the area of the main disturbance before the mob congregates or after it is dispersed.

## Section II. SECURITY

### 107. General

Military units begin security measures as the troops are assembling and continue them during the movement to the scene of the disturbance and throughout the entire period of riot duty. Security measures in counterinsurgency operations often parallel security measures taken during civil disturbances. For discussion of counterinsurgency security measures which may be applicable during civil disturbances, see FM 31-16 and FM 31-22.

### 108. During Motor Movement

a. Security during a motor movement is increased by reconnaissance; advance, flank, and rear guards; air observation; and the selection of a route which affords the most security. Each unit should have a simple, well-understood, emergency plan.

b. Normally, the drivers constitute the security force. They may be reinforced as necessary. A security plan for the motor park should be prepared.

### 109. Marching

Troops marching should take the same precautions that are taken during motor movement. Flank patrols or perimeter security should be employed to protect the unit during halts. Tactical formations are best suited for

security elements of the command. Air observation of troops marching materially aids security.

### 110. Moving through Streets

When possible, units should avoid moving through streets with high buildings on either side. Selected marksmen march with the unit, watch opposite sides of the street, or are stationed on roofs while the unit passes.

a. Personnel should march in the center of the street. Tactical dispersion should be adopted when required by the situation.

b. When troops are transported in vehicles, the vehicles should have top paulins removed and should be further protected by having their tops and sides covered with heavy, mesh wire.

### 111. Flanks and Rear During Operations

In a riot control operation against a mob which greatly outnumbers the troops, an unexpected rush of rioters on the flanks or rear of the troops could have a devastating effect. To give warning and prevent surprise, the flanks and rear of the troops should be patrolled by radio equipped, motorized patrols or airborne observers. The area covered should be sufficiently distant from the scene of operations to insure timely warnings to the commander.

## Section III. PATROLLING

### 112. General

Patrolling is essential during riot control operations. As the situation dictates, patrols such as motor patrols, foot patrols, water patrols, and air patrols may be employed either separately or in combination. When specifically authorized by higher headquarters, dog patrols may be utilized to augment appropriate patrols.

### 113. Motor Patrols

The security of a unit operating during a civil disturbance may be assisted by the employment of motor patrols. Motor patrols equipped with radios are especially valuable because of the great distances they can cover and still remain in contact with the controlling

headquarters. Irregular or frequently changed schedules and routes are important considerations for an effective motor patrol. Consideration should be given to patrols of more than one vehicle for security purposes. Alert aggressive motor patrolling will greatly assist in restoration of order and will tend to prevent people from reassembling after order has been restored.

### 114. Foot Patrols

Roving foot patrols may be used to cope with possible outbreaks on the flanks and rear of the main operating force. Foot patrols are considered effective in narrow areas where vehicles might be blocked. It may be necessary for foot patrols to make house-to-house

searches for arms or to apprehend individuals. Normally, foot patrols of two or four men are employed after order has been restored.

### 115. Water Patrols

If riot control operations are conducted near dock, lake, or river areas, the military commander may establish water patrols to reduce the threat of attack on his position by waterborne forces. Water patrols may be employed to protect vital ships or waterfront installations, and as a base to launch riot control agents on the rioters.

## Section IV. APPLICATION OF RIOT CONTROL FORMATIONS

### 117. General

The manner of employing formations and weapons, the application of a certain formation to a particular situation, and the stage of operations at which certain types of action will be applicable are tactical questions which must be decided by the commander of troops or by commanders of subordinate units when acting alone.

### 118. Dismounted Formations

Dismounted riot control formations are part of the show of force, and constitute the means of blocking the advance of a mob. The various riot control formations are tools to be employed as required. Normally, the line can be employed against any size mob, and the echelon and wedge against a small mob on a narrow front or in confined areas.

*a. Line.* The line is employed for blocking or pushing a mob and is continuous without gaps with the flanks anchored to obstacles or protected by reserve units.

*b. Echelon.* The echelon is employed to force rioters away from an obstacle, such as a wall of a courtyard or building, or to direct their movements in a certain direction.

*c. Wedge.* The wedge is employed to split a mob into segments. When the troops are greatly outnumbered, a wedge should not be driven into the mob as this could result in the troops becoming surrounded. If this formation is used under circumstances as described,

### 116. Air Patrols

Air patrols perform visual reconnaissance, liaison, photoreconnaissance, riot control agent attacks, escort duties, or resupply operations. In making visual reconnaissance, air patrols report to the military commander information concerning mob elements, the condition of roads and bridges, the presence of natural or artificial obstacles, and the location and movement of friendly forces. Air patrols may help in directing troop movements, controlling traffic, and locating mob reassembly sites.

a maneuver force may be needed to protect the flanks and rear of the formation.

*d. Modified Formations.* When troops penetrate a mob to apprehend a member of the mob, they may use a modified formation, such as a circular or a diamond formation, with at least two unarmed soldiers inside the formation (figs. 45 and 46). When the formation reaches the individual to be apprehended, a gap is opened and the unarmed soldiers pull the individual inside the formation. The gap is closed and the apprehended person is then escorted to the designated collecting point.

### 119. Vehicles in Formations

*a.* Vehicles with foot troop protection have a useful role in riot control formations. Tanks have a greater psychological effect upon mobs than other vehicles. Vehicles may be employed to obtain shock action; to serve as gun platforms for mortars, recoilless weapons, machine guns, selected marksmen, or as a base to release riot control agents; and to enter a mob to apprehend individuals.

*b.* Vehicles employed in mass are effective against a mob when there is sufficient space for the vehicles to maneuver and for the mob to move. The  $\frac{3}{4}$ -ton truck containing one squad and employed in groups of threes is effective. Top paulins are removed but the bows are retained and wired into position. Troops hold on to the bows or to ropes strung along the bows. Vehicles should be protected by the placement of barbed wire or heavy mesh wire on the front, sides, and top. Vehicles should

be operated in low range, four-wheel drive. They can be employed in column, line, echelon, or wedge. When vehicles are halted, troops defend them with rifles and bayonets. If a vehicle breaks down, two other vehicles should be used to protect it. The troops form an island of defense until they receive further orders.

## 120. Combat Formations

When a disturbance reaches the proportion that riot control formations and tactics cannot suppress it, or when it becomes so violent that troops suffer an unwarranted number of casualties, combat formations and tactics may be used.

## Section V. EMPLOYMENT OF RIOT CONTROL AGENTS

### 121. General

*a.* The employment of riot control agents is an effective and humane method of riot control when a mass mob must be rendered physically ineffective for a limited period of time in order to impose the will of authority on a mob.

*b.* Except in extreme circumstances, riot control agents should not be used where hospital patients or children in schools may be affected.

*c.* Riot control agent munitions should be controlled, stored, or issued in a manner similar to that used for ammunition (para. 37).

### 122. Operational Application

*a. General.* Although the quantity of riot control agents needed to provide an adequate concentration in a given area is tentatively

computed in advance, and the general plan for the use of these agents is prepared prior to an operation, the manner of employment is determined on the location. When a larger concentration of the agent is required than can be easily obtained by the use of standard grenades, the riot control agents CN1 or CS1, the micropulverized form of the agents to which an antiagglomerant has been added, may be disseminated from riot control agent dispersers or from fire extinguishers modified for this purpose (app. II, III, and IV).

(1) Riot control agent grenades of the combustion type are not thrown into a mob because they may be thrown back. Each type of riot control agent grenade may be thrown or projected by a grenade launcher over or in front of a mob. The average distance that

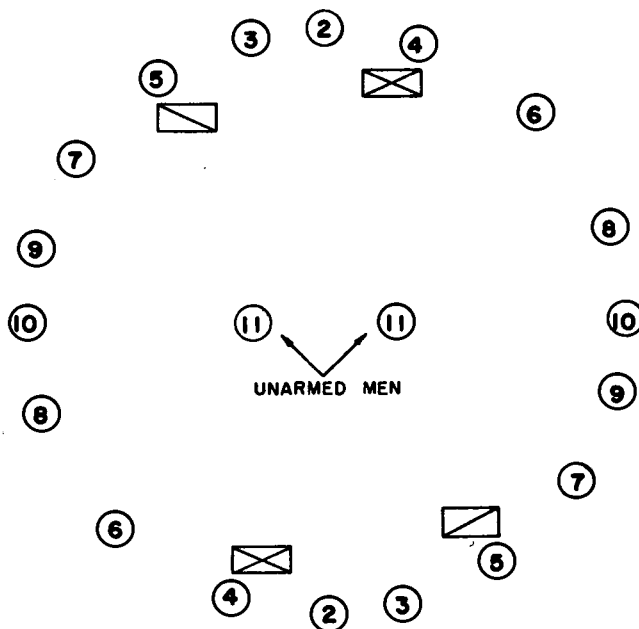


Figure 45. Circular formation.

the baseball grenade may be thrown before bursting is 35 to 50 meters. Grenades should be lobbed into the air so that the burst will occur several feet over the heads of the members of the mob on the upwind side and should never be thrown directly into the faces of the individuals in the mob as permanent blindness may result from ruptured eyeballs torn by plastic fragments of the cases. When burst in this manner with a 10-mile an hour wind, a single grenade may be effective on individuals at 50 meters downwind. Satisfactory effects may also be obtained from ground bursts. Additional grenades will probably be required to affect persons coming into the area after the initial riot control agent cloud has passed.

- (2) Foliage and high grass by "capturing" CN1 or CS1 assist in making it effective in an area for a longer period

of time than it would be in a barren area. Individuals who have been exposed to CN1 or CS1 may continue to be affected for several hours unless properly decontaminated.

*b. Releasing Riot Control Agents.* When the commander decides upon the manner and line of release, he places grenadiers or operators of the dispersers along the line facing the mob. The grenades or dispersers are then employed and the cloud is sustained or shifted until the mob is forced to leave the area. Grenades are effective when employed as "marching fire." Members of the riot control agent squads should be protected and all troops should be masked. Prior to use of riot control agents, all units are warned.

*c. Avenues of Escape.* Avenues of escape from the advancing riot control agent cloud must be provided for the rioters.

*d. Denying Areas to Rioters.* When an area is to be denied to rioters, an enveloping riot control agent cloud may be produced over the area. Baseball grenades are especially well

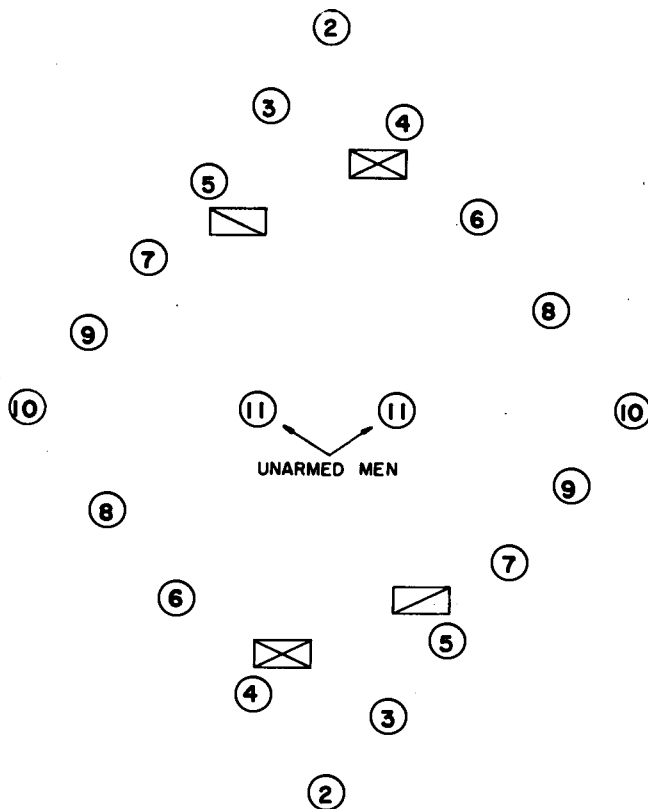


Figure 46. Diamond formation.

suiting for use in denying small, confined areas to rioters because the fusing time is very short and dissemination is instantaneous. Riot control agent dispersers may be used effectively in denial operations and a large area can be covered rapidly with a limited number of personnel.

*e. Splitting a Mob.* A narrow riot control agent cloud thrown across the center of a mob tends to split it. This procedure is advisable in areas where there is no path of retreat to the rear for the rioters, or when the supply of riot control agents is limited.

*f. Attacking a Building.* When rioters are barricaded within a building, the interior of the building may be subjected to a riot control agent cloud, provided some means is available for placing the agent cloud in the building. Shattered windows can allow grenades to be thrown into the building. Smoke may be used to cover the approach of troops who may throw grenades directly into the building. The burning type grenade should not be used where combustibles are present because of the intense heat generated by the grenade and the danger of starting a fire.

## Section VI. ROAD BLOCKS

### 123. General

Road blocks may be employed during riot control operations to canalize movement, to block routes, to prevent buildups of mobs, and to isolate or protect an area.

*a.* Road blocks may be constructed from available material, such as trolley cars, buses, trucks, other vehicles, earth, trees, or wire. Material which may chip, shatter, or splinter should have a covering, such as canvas, to prevent particles from flying off when the material is hit by bullets.

*b.* Road blocks must be protected by observation and small arms. Caution must be taken to prevent road blocks and the garrison from becoming surrounded.

### 124. Road Blocks for Personnel

Concertina wire is considered the best material for the rapid construction of temporary road blocks for personnel (figs. 47 and 48). These road blocks should be prepared in advance and carried in a truck or 1-ton trailer to the location where they will be employed. Each road block should extend approximately 40 to 50 feet (12 to 15 meters); two or more are required for a wide street. A single strand of wire should be stretched across the street 75 to 100 feet (23 to 30 meters) in front of the road block on which is attached a sign in the local language warning the people not to approach closer to the road block. At night the sign should be lighted by a lantern or flare.

Troops defending the road block should be protected by sandbag emplacements if sniper fire is anticipated.

### 125. Road Blocks for Trains

Railroads (all types other than trolley lines) may be blocked by wrapping a heavy chain around one rail with each wrap on top of the others and padlocking the ends of the chain. The chain should be placed sufficiently far from the road block to prevent the train from crashing into the road block when it is derailed. A sign in the local language and a sufficient number of warning lights to warn the engineer should be placed in advance of the chain. This method is used when it is undesirable to destroy the roadbed.

### 126. Road Blocks for Trolleys

Techniques similar to those listed in paragraph 125 may be used to establish a road block for trolleys. Instead of using a chain, however, any material, such as sand, earth, or gravel, may be placed on the tracks in sufficient quantity to derail or stop the trolleys.

### 127. Road Blocks for Motor Vehicles

Road blocks for motor vehicles must extend across the street from building to building to prevent vehicles from using the sidewalks to pass the block. Several parallel earthen or other barricades, 25 to 50 feet (8 to 15 meters) apart, may be required to stop vehicles moving at high speed.

## Section VII. COMMUNICATIONS AND SIGNALS

### 128. General

In riot control operations, communications must not be dependent on civil communications systems. Civil communications systems may be employed to the extent of availability and dependability, but must be supported with an independent military system capable of pro-

viding facilities for handling all essential communications.

### 129. Radio

The use of tactical and command nets provides great flexibility for operational forces. Radio operating procedures should be covered

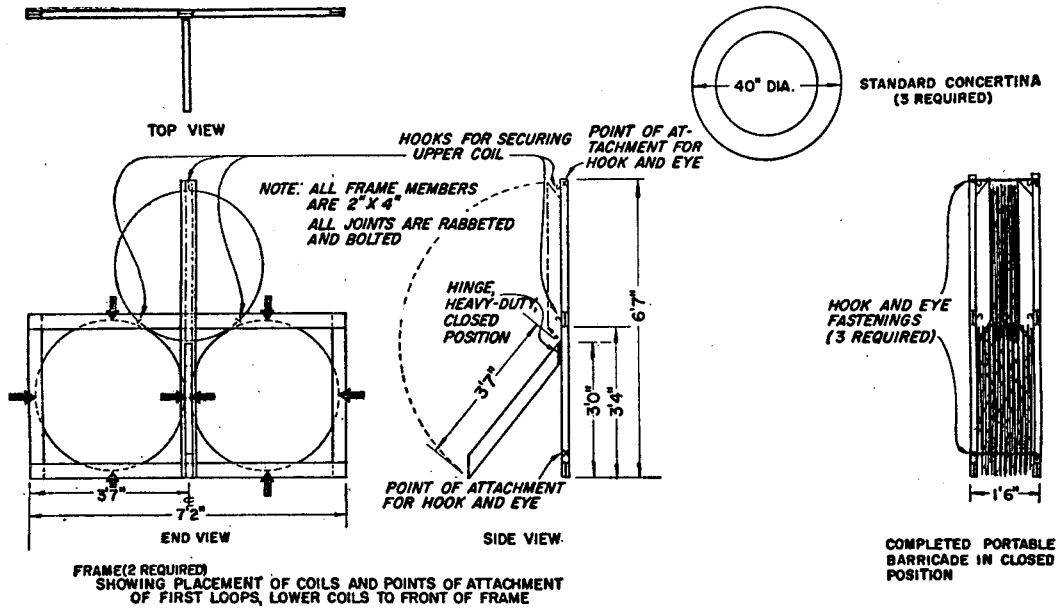


Figure 47. Construction plan for portable barricade.

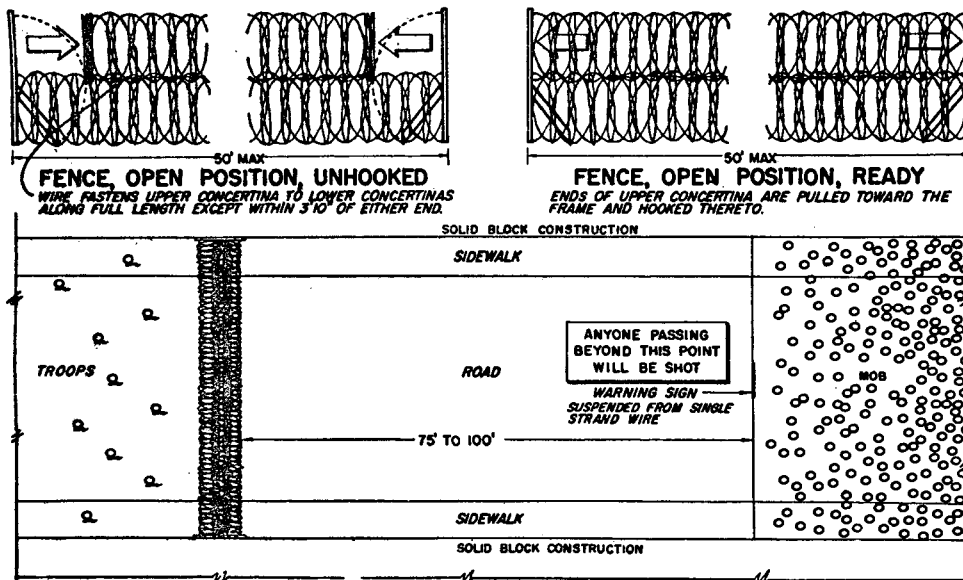


Figure 48. Application of portable barricade in riot control.

in command signal operation instructions, with provisions for emergency operations during disturbances. Instructions should include guidance to frequency changes necessary and the netting of radio communications of operating units or of other agencies employing radios in the same geographical area.

### **130. Signal Communications Security**

a. Normal tactical communications security measures are adequate during disturbance operations. Authentication of each message is necessary. Adequate authentication instructions should be prepared for operators of communications equipment and for those who dispatch and receive messages.

b. Radio operators working in close proximity to members of the crowd or mob should use headsets for receiving and should use a low voice for sending. These precautions will help to prevent members of a crowd or mob from hearing the messages.

### **131. Visual Signals**

Visual signals may be used in disturbance operations. The use of flares to announce the

beginning and ending of phases is effective. Hand and arm signals are employed for platoon and squad control when voice commands are not effective.

### **132. Messengers**

Messengers are used as a means of communications, particularly for short distances.

### **133. Public Address Systems**

Public address systems provide an important means of communication. Public address systems have great value for announcing proclamations and psychological pronouncements or persuasions to persons taking part in disturbances. They may be used as a means of effectively drowning vocal demonstrations of mobs, and they assist in preventing rapid or effective vocal communications between mob leaders and other members of the mob. The commander may use public address systems in controlling his troops. Platoon leaders wearing M17 field protective masks may effectively employ hand megaphones with battery operated loudspeakers for conveying orders to the troops. Public address systems may be operated from motor vehicles or aircraft.

## **Section VIII. OPERATIONS**

### **134. General**

Riots can be vicious and dangerous. They can flare from violent, uncontrolled emotions and actions in a matter of minutes. The measures taken should be in proportion to the violence of the resistance encountered and the danger anticipated. The tactics and techniques for quelling civil disturbances are selected to fit the conditions of each disturbance. When troops are committed to restore order, there should be no hesitation. The plan of action should be forcibly and determinedly followed.

a. In some cases, mobs may be dispersed without force if handled firmly and tactfully. On the other hand, unnecessary force or arrogance on the part of troops may cause violent action against the troops by the mob.

b. Small mobile task forces should be organized and held in reserve. One or more of these forces may be employed to quell small disturbances separated from the main center of disturbance.

c. As adapted to the local situation, the following list pinpoints actions to be taken, and it may also be used as a guide by commanders, staff officers, and personnel of units whether they are frequently or infrequently employed in riot control operations:

#### **(1) *Principles of crowd and mob control.***

- (a) Prevent the formation of crowds and mobs.
- (b) Disperse crowds and mobs rapidly if they do gather.
- (c) Stop any advance or attack on the troops if crowds and mobs do not disperse.
- (d) Apprehend leaders.
- (e) Do not harangue, dare, threaten, or bluff a crowd or mob.
- (f) Plan avenues of escape.
- (g) Remain neutral.

#### **(2) *Tactical principles governing the employment of troops.***

- (a) Cordon off and isolate the disturbance area.
  - (b) Place restrictions on civil populace as necessity dictates.
  - (c) Secure vital statistics.
  - (d) Establish a vigorous patrol system to disperse small gatherings, apprehend previously identified leaders, and gather intelligence.
  - (e) Maintain a small alert force to respond to a patrol's request for assistance.
  - (f) Anticipate and repel sudden rushes against lines and positions.
  - (g) Maintain a psychological advantage.
- (3) *Characteristics of bivouac area.*
- (a) Close proximity of disturbed area.
  - (b) Large enough to avoid congestion.
  - (c) Easily secured.
  - (d) Adequate routes available to scene of disturbance.
- (4) *Selection of dispersal areas.*
- (a) Disperse in areas where majority of rioters live or similar type residential area.
  - (b) Areas should be large enough to permit complete dispersion.
  - (c) Areas should be as close as possible to scene of disturbance.
- (5) *Selection of dispersal routes.*
- (a) Shortest and most direct to dispersal area.
  - (b) Avoid or secure critical facilities along route.
  - (c) Seal off undesirable escape routes.
  - (d) Avoid attacking mob uphill.
- (6) *Selection of detrucking or deplaning area.*
- (a) Out of sight of mob (truck).
  - (b) In sight of mob (helicopter).
  - (c) Between mob and its apparent objective.
  - (d) Reasonably close to crowd or mob action.
  - (e) Secure area prior to arrival of main body.

### 135. Unit Journal

A unit journal should be opened when the alert order is received, and a chronological record of all events and incidents should be made.

### 136. Interpreters

When the mob is composed of non-English speaking people, interpreters may be employed to—

- a. Interpret the proclamation and instructions when directed by the military commander.
- b. Listen to instructions issued by mob leaders to the mob and relay them to the commander.
- c. Interview detained persons.
- d. Act as undercover personnel.
- e. Perform other interpretive duties as assigned.

### 137. Military Personnel and Units

Normally, troops that are immediately available are employed initially to restore order during a disturbance. Where the probability of a disturbance can be foreseen, task forces should be organized and trained together prior to being committed.

a. Military police TOE battalions are particularly well equipped and suited for employment in the maneuvering force. These and other type military police units may be used in reserve or in special assignments, such as—

- (1) Small task forces for independent missions.
- (2) An extended line behind the riot control formation to—
  - (a) Receive detained persons passed back by the maneuvering force.
  - (b) Take charge of women, children, and others passed through the lines.
  - (c) Search bypassed houses.
  - (d) Carry out mopping-up operations.
- (3) Operation of a temporary jail for civilians apprehended during the disturbance.
- (4) Establishing and maintaining checkpoints and road blocks.
- (5) Aggressive area patrolling before and after rioters have been dispersed.
- (6) Other normal military police functions.

b. Armored and Infantry units are effective both physically and psychologically in suppressing disturbances. Tank dozers are useful in removing barricades and rubble from the streets.

c. Personnel from The Judge Advocate General's Corps must be present to advise the commander on legal matters.

d. An inspector general must be present to perform inspector general duties.

e. Public information personnel must be present to control news releases.

f. Engineer troops may be required for technical advice, demolition, bridging, and building or eliminating barricades and other obstacles.

g. Transportation Corps units may be required for transporting troops, supplies, and equipment.

h. Chemical Corps personnel may be required for technical advice and planning for the release of large quantities of riot control agents and smoke.

i. Signal Corps personnel may be required to maintain communications.

j. Army aviation units can provide the commander with a vehicle for rapid movement of troop units, maneuver elements, reserve forces, equipment, and supplies. In addition, aviation units can perform numerous specialized tasks as outlined in paragraphs 51, 116, and 145. Similarly, the Air Force may be required.

k. During and following a major disturbance, civil affairs (CA) personnel or units may be utilized to perform certain functions or exercise certain authority normally the responsibility of the local government.

l. Army medical personnel may be required to operate aid stations and evacuate casualties.

m. Army intelligence and security personnel may be required to perform their normal functions.

n. Other services, agencies, and personnel may be required in special situations.

### 138. Initial Action

Initial action normally consists of blocking a mob along a selected line short of its objective and emplacing necessary road blocks, presenting a display of military strength, issuing a proclamation ordering the people to disperse within a prescribed time and to return peaceably to their homes, and issuing necessary instructions, such as avenue of escape to be used by the people.

a. When the mob retires, troops should fol-

low at the speed of retirement. When the troops reach a predesignated line, they should halt and motorized patrols should continue the pursuit and patrol the area to prevent reassembly. The predesignated line is determined on the basis of the situation and terrain, in conformance with the operation order.

b. If the members of the mob do not obey the proclamation, other measures must be employed.

### 139. Employment of Force

The following measures may be applied in any order deemed appropriate by the responsible commander:

a. Show of force.

b. Employment of riot control formations (para. 62).

c. Employment of water.

d. Employment of riot control agents (CN, CS, or DM) and smoke.

e. Fire by selected marksmen.

f. Full firepower.

### 140. Employment of Water

Water from fire hose may be effective in moving small groups, in moving groups on a narrow front, such as a street, or in defending a defile (including a narrow passageway) or road block. Personnel applying the water should be protected by riflemen and in some instances by shields. In the use of water, the following factors should be considered:

a. Water may be employed as a flat trajectory weapon utilizing pressure, or as a high trajectory weapon employing water as rainfall. The latter is highly effective during cold weather.

b. Pumps overheat with prolonged use. At least one pump should be available in reserve.

c. Harmless dye may be placed in the water for future identification of members of a mob by staining their clothing or bodies.

d. The use of a large water tank (750-1000 gal.) and a powerful water pump mounted on a truck with a high pressure hose and nozzle capable of searching and traversing will enable troops to employ water as they advance. By having at least two such water trucks, one is always available for use with troops.

e. Avenues of escape must be provided.

## **141. Selected Marksmen and Full Firepower**

*a. Selected Marksmen.* One man in each squad should be designated as a selected marksman. Others may be designated as necessary. Selected marksmen should be specially trained and thoroughly instructed. They may be placed on vehicles, in buildings, or elsewhere as required.

*b. Full Firepower.* The employment of full firepower by commanders of units of any size, to include patrols, garrisons of road blocks and barricades, and crews of vehicles, is a decision which must be made by the senior commander. When firepower is employed, troops aim to disable rather than to kill.

## **142. Psychological Considerations**

Psychological considerations are persuasive in nature and are inherent in all the measures of force. Announcements and special instructions may be given to a mob over public address systems mounted in vehicles or helicopters. In some instances, it may be desirable to announce the means of force which will be employed. Commanders should be assisted in this matter by an officer trained in psychological operations, both as to advice on message content and methods of delivery. For further discussion of psychological operations capabilities which may be applicable in the suppression of civil disturbances in foreign countries, see FM 33-5.

## **143. Still and Motion Picture Cameras**

Cameras are useful in disturbance operations. The taking of pictures, particularly movies, has specific value in counteracting the feeling of anonymity among the members of the mob. In addition, the pictures provide historical records of the action and they aid in identifying mob members.

## **144. Avenue of Escape**

Pressure should not be placed against the members of a mob if no avenue of escape is open to them. Avenues of escape must be planned and designated. Announcements over public address systems and leaflets dropped from aircraft should direct the people to these routes. The greater the number of routes open to the people, the sooner they can be dispersed.

## **145. Army Aircraft**

Army aircraft may be employed for many purposes, to include visual and photographic reconnaissance, dropping leaflets over areas occupied by rioters, search and rescue, support of troops, resupply, clearing rooftops of rioters, disseminating riot control agents by riot control agent dispersers installed in the aircraft, illuminating the disturbance area with searchlights mounted in the aircraft, directing movements of units, transporting troops, evacuating casualties, carrying messages, patrolling the rear and flanks of troops for security purposes, and directing persons on the ground by means of public address systems installed in the aircraft. Because of their more versatile flight characteristics, helicopters are usually preferred to fixed-wing aircraft.

## **146. Search for Firearms and Persons**

During the early phases of a disturbance operation, a military unit should conduct searches and make seizures of firearms and known crowd leaders in order to lessen the possibility of weapons being used against troops and to deny leadership to a mob. Search parties should make systematic searches of all buildings in the areas where known or suspected weapons and ammunition are stored. Armories, arsenals, hardware and sporting goods stores, pawnshops, and gunsmith establishments are a few of the places where immediate searches for weapons and ammunition should be conducted. In searching for persons, a cordon may be placed around the area to be searched and all persons in the area may be required to identify themselves.

## **147. In Built-Up Areas**

*a. Business District.* During disturbances, doorways to shops and entrances to large buildings are usually locked and barred. Troops should secure the rooftops on both sides of a street before operations are started. Where rooftops vary in height, this may be difficult, and in this case, selected marksmen may have to cover adjoining lower rooftops by rifle fire to prevent objects from being thrown or dropped on troops in the street. Riot control burning type grenades may be dropped from rooftops to land close to the mob and bursting type grenades may be dropped to explode over the heads of the mob.

*b. Residential Area.* The tactics and techniques employed to clear a business district may be used to clear a residential area except that troops must cover the spaces between houses and streets as well as the streets.

*c. Search.* Clearing mobs out of a built-up area includes searching houses or buildings to prevent sizable groups from secreting themselves until the troops pass.

#### 148. At Vital Installations

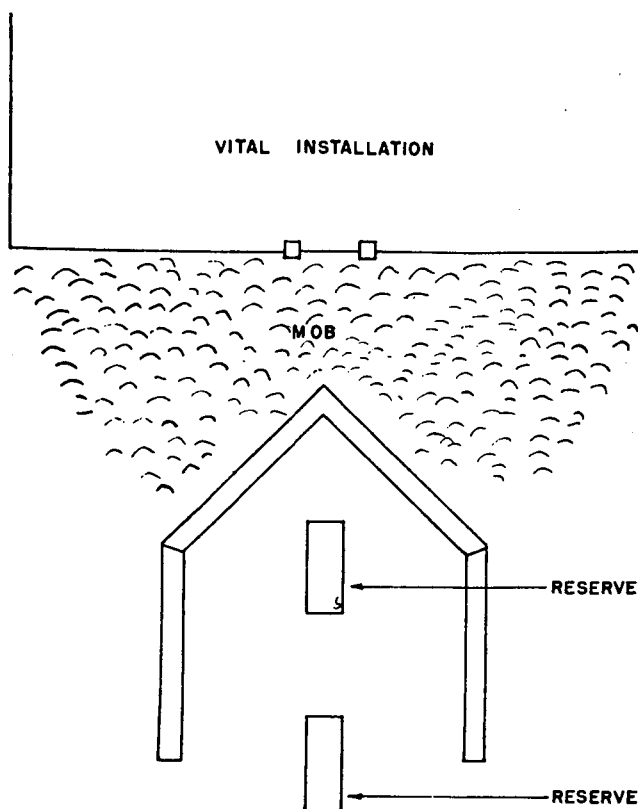
*a.* Normally, vital installations are protected by security forces and fences.

*b.* If all gates to an installation are besieged by rioters, troops on the outside may have to be passed over the top of the fence to reach the inside. Another method is to cut a passageway through the wire.

*c.* Where the pressure of the mob threatens to break through the fence or gates, water or riot control agents may be employed on the rioters to relieve the pressure.

*d.* In a situation where an installation is besieged by rioters and it is necessary for troops to enter it but the use of riot control agents is not desirable, the rioters may be forced away from a gate by troops in wedge formation in mass with lateral support and a strong reserve in the center of the wedge. Fire hose disseminating water under high pressure from the point of the wedge may be used to aid in forcing rioters back. When the gate is reached by the point of the wedge, the two echelons of the wedge face right and left, respectively, and move outward in a line to clear the rioters from the gate. Then troops may enter the installation through the opened passageway (fig. 49).

*e.* If the rioters have occupied the area inside the fence of a vital installation, it may be imperative for the troops to reach the most vulnerable section. This may be accomplished by employing the method described in *d* above. The space around the vulnerable section may be cleared by strong echelon or line formations



1 Wedge forcing mob away from a gate

Figure 49. Use of wedge formation.

until there is sufficient space for the troops to maneuver. Thereafter, a progressive series of blocking, clearing, and sealing-off tactics are used.

#### 149. At Scene of Labor Dispute

Labor disputes which take the form of violence are treated as any other disorder. Troops avoid any indication of partiality toward labor or management groups and are concerned only with restoration of law and order as directed. Techniques similar to those listed in paragraph 148 may be used.

#### 150. Operations in Buildings

The avenues of escape from buildings are normally the windows and doors of the ground floor. Where possible, the buildings should be cleared from the top downward. In some instances, however, it will be difficult or impossible for troops to reach the top of the building in order to drive the rioters downward. It may be necessary to start clearing a building on the lower floor, clear that floor, then proceed upward, floor by floor, until the building is cleared. Basements and underground passageways must not be overlooked. When clearing a building from the lower floor to the top, avenues of escape normally will not exist, and it may be necessary for individuals or small groups to be escorted to the exits on the ground floor.

#### 151. Operations Against Barricades

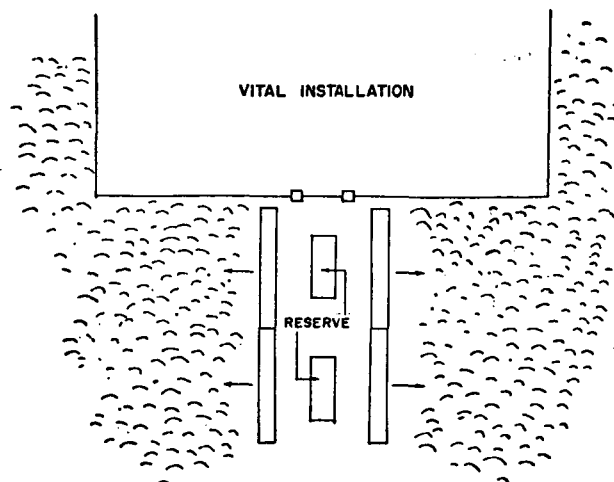
Barricades constructed by rioters are placed so as to impede the advance of the troops. Barricades may be removed by bulldozers, tank dozers, or dragged out of the way by heavy trucks if these vehicles can be protected during the process. If large groups are assembled behind the barricades, they may be driven away by riot control agents and then dealt with separately. Barricades in buildings, defiles, or narrow passages may have to be captured and removed by hand or broken down by use of grapples or other means prior to capture. Barricades in the open constructed of combustible material may be destroyed by fire; in this case precautions must be taken to prevent the fire from spreading to nearby buildings. Barricades constructed by rioters may be charged with electricity or may contain mines or booby traps.

#### 152. Operations Against Large Mobs

If a large mob is in a compact mass in the open and its members fail to obey the order to disperse, riot control agents may be applied to the part of the mob that is to be moved first.

#### 153. Mopping-Up Operations

In mopping-up operations, house-to-house searches to seize arms or to apprehend individuals may be made. Mopping-up and search



2 Lines formed from wedge to clear area

Figure 49—Continued.

parties may be sent through the houses on each side of a street. Where the houses are not connected, search parties protected by necessary firepower may approach their objectives simultaneously from several directions.

#### **154. Large Scale Search of a Built-Up Area**

This operation is a house-by-house search of a large portion of a city. The area should be divided into sections. Each section should be thoroughly searched, then sealed off to prevent unauthorized persons from entering. Then the next adjoining area should be searched. Meanwhile patrols within and around the perimeter prevent the escape of suspected persons. If available, civil police should be employed to search the houses. No unauthorized person should be permitted to enter or leave a section being searched. If sufficient troops and police are available, two or more sections may be searched simultaneously.

#### **155. Defensive Operations**

a. Defensive actions normally consist of establishing a line on the ground at a designated distance from the troops. The mob should be ordered not to cross the designated line. The troops should apply the necessary force to carry out the order.

b. Means of denying an area to rioters are to—

- (1) Flood it with water.

- (2) Subject it to a concentration of riot control agents.
- (3) Block all its entrances.
- (4) Occupy it with troops.

#### **156. Disturbances in Radioactive Areas**

Individual and organizational protective measures are applied in accordance with current directives. Because of the emotional condition of the people, greater force may be required to restore order than in other places where disturbances occur.

#### **157. Mass Panic**

To provide guidance in the control of persons in mass panic, the following measures are given:

a. Keep avenues of escape open and keep the crowd moving to reduce panic. Continual reconnaissance, preferably by air, of the flow of people and traffic is very helpful.

b. Channel the crowd through areas where destruction of property is minimal to prevent further panic.

c. Guide the members of the crowd to their homes if they are livable. If the residential areas are uninhabitable, guide the crowd to unpopulated areas.

d. Disperse the crowd as soon as practicable, but not to built-up areas unless panic has subsided.

### **Section IX. RESTRICTIONS ON CIVIL POPULATION IN THE UNITED STATES**

#### **158. General**

In case of martial law, the military commander takes over the administration of the local government. It may be necessary for him to protect civil officials in the exercise of their normal functions. He may also find it necessary to provide for emergency public service to the extent necessary to prevent or relieve human suffering. Proclamations and restrictions on the rights of citizens or on the civilian economy are normally issued by the commander through the press, radio, television, or a public address system, see FM 41-10.

#### **159. Conduct Toward Civilians**

Civilians who are conducting themselves in

a peaceable manner are treated with courtesy and respect; they should be informed that the military forces must perform their mission of restoring general peace and quelling tumultuous disturbances or riots. Troops should limit their contacts with civilians to necessary official duties and should not discuss with them at any time the circumstances of the military action.

#### **160. Curfew**

A curfew may aid in the control of a disturbance. For the most part, law abiding citizens will comply with curfew restrictions. Action is taken against those persons violating the curfew regulations.

## **161. Pass System**

a. Identification passes are provided for the people who must continue their tasks during the emergency. When restrictions are continued for an extended period, counterfeit passes may be used by unauthorized persons. The color of passes may be changed frequently to permit detection of violations.

b. The pass system may be used in the circulation control of newsmen. All newsmen should be screened. The passes will enable the authorized newsmen to move freely within the limits prescribed by the passes.

## **162. Sale of Firearms**

The military commander may establish regulations governing the sale, transfer, and delivery of firearms, ammunition, explosives, or other materials, as will prevent dissident elements from purchasing or acquiring them.

## **163. Carrying of Firearms**

The military commander may restrict the right of civilians to carry dangerous weapons, firearms, or explosives whether or not permits therefor had been issued by civil authorities. Certain protective personnel, such as guards at industrial facilities, may be required to deposit their weapons with the troops when the troops are assigned the mission of securing the premises from attack or violence.

## **164. Sale of Liquor**

The military commander may require the closing of all places where intoxicating liquors are sold, may limit the sale of intoxicating liquors to certain hours, or may otherwise regulate sales. The sale of liquor on a doctor's prescription or for bona fide medicinal use should not be banned. The commander may enforce compliance with his orders by posting guards who may take into custody any persons who violate such orders.

## **165. Detention of Civilians**

a. The military commander may detain persons who impede the preservation or restoration of order or incite others to do so. Such persons will be delivered to the civil authorities at the earliest practicable moment. If available, judge advocate, inspector general, counterintelligence, and military police criminal investiga-

tion personnel should be present at the collecting point where such persons are detained and may question them as to their activities. The apprehending soldier should be required to make a sworn complaint setting forth in detail the facts concerning the conduct of the person detained. A copy of the complaint should be submitted to the civil authorities. The judge advocate will be called upon, if necessary, to aid in the filing of the complaint with the civil authorities. Prosecution of offenders is a civil responsibility; however, military authorities will cooperate to the fullest extent and make witnesses available. If time permits, prior formal arrangements concerning the details of handling civilians taken into custody should be made; if this cannot be done, informal arrangements should be made, to be formalized at the earliest possible time. Because of the possibility of subsequent legal action to test the validity of actions taken by the military, it is important that all arrangements made be completely documented. If there is reason to believe that offenders will not be received by civil authorities or, upon receipt, will be immediately released, military commanders may, when deemed essential to public safety or operations of the military forces, detain offenders until such time as their release will not jeopardize public safety or operations of the military forces.

b. If a rioter is apprehended, he and, if available, at least two witnesses to the act for which he was apprehended should be sent to the collecting point for the detention of civilians. If possible, the apprehending person should also be sent to the collecting point.

c. If a rioter is injured in any way by military personnel, he should be apprehended, if practicable, and taken to a medical officer for examination and any required treatment. In addition to the witnesses and apprehending soldier, the person who inflicted the injury should be sent to the collecting point for interrogation.

d. Troops on duty may stop and question a person who approaches or leaves an industrial facility or area. They may demand an explanation of anyone who appears to be violating the orders of the military commander or such civil police regulations as the commander may have ordered enforced.

e. Any civilian who fails to identify himself properly or to give a satisfactory explanation of his actions should be taken to an appropriate officer for further questioning and investigation. When it appears that such a person may be charged with a crime, he should be held for the civil authorities.

f. If a person carries a parcel which may be suspected of containing explosives, weapons, or other dangerous or otherwise contraband items,

he may be required to submit the parcel for examination. If the contents indicate that the bearer may be engaged in subversive activity, he should be held and searched. Normally, the search should be conducted in the presence of a commissioned or noncommissioned officer.

g. Persons who violate regulations and orders of the military commander may be detained and charged as the judge advocate advises.

## **Section X. TERMINATION OF OPERATIONS**

### **166. Restoration of Civil Authority**

Restoration may be accomplished by phases, i.e., activity by activity. Civil authorities resume responsibility for each activity as that activity is released by the military forces, e.g., protection and operation of public utilities may be turned back to the regularly operating agency, while other activities may be continued by military forces. Coordination of the trans-

fer of responsibility for such functions is normally performed by civil affairs personnel.

### **167. Withdrawal of Troops**

Military forces are withdrawn from a disturbed area when directed by proper authority. Before withdrawal, all regulations and restrictive measures made necessary by the emergency situation should be rescinded by the military commander. Troops may be paraded for psychological effect.

## PART THREE

# A GUIDE FOR PLANNING, TRAINING, AND OPERATIONS OF MILITARY FORCES IN THE SUPPORT OF DISASTER RELIEF OPERATIONS

## CHAPTER 7

### GENERAL

---

#### 168. General

Disaster conditions develop because of the uncontrolled action of floods, winds, earthquakes, and other natural phenomena. When these actions cause extreme human suffering, loss of life, and destruction of property, action must be taken to alleviate the conditions. Proper action in anticipation and prevention of disaster conditions and necessary relief action will minimize the effects of a disaster.

#### 169. Responsibilities

Various Federal and national agencies have responsibilities in assisting victims of disaster. Alleviation of disaster conditions is first of all the responsibility of the individual, of private industry, of State and local governments, of the American National Red Cross, of various

Federal agencies in particular fields of operations, and finally of the Federal military forces.

#### 170. Conditions Normally Existing When Federal Military Forces Are Committed

Federal resources for disaster relief are utilized when local resources cannot cope with the situation. This includes mutual aid from civilian sources or agencies outside the disaster area. In the United States and its territories, it must appear that the scope of the disaster is such that it is beyond the means available to such states or territories, or that such means cannot be brought to bear in time to prevent starvation, extreme suffering, and/or loss of life before the Federal Government will give aid with its military forces. The same general principles are appropriate in foreign areas.

## CHAPTER 8

# PLANNING AND TRAINING FOR DISASTER RELIEF OPERATIONS

---

### Section I. GENERAL

#### 171. Purpose and Extent of Planning

Planning provides for automatic actions to be taken before, during, and after disasters. An army command preparing for disaster missions passes through two general phases: the planning and training phase and the alert phase.

*a.* The planning and training phase encompasses all preparations that can be made prior to a disaster alert. This phase includes preparation of disaster relief plans and standing operating procedures to include preselection of installations for use as hospitals or relief centers, and instruction in disaster activities. For guidance in the preparation of a disaster relief plan, see FM 20-10. FM 101-5 provides guidance in the preparation of standing operating procedures.

*b.* The alert phase precedes actual aid or assistance in disaster relief and may be only a few hours or several days in duration. During this phase, commands and units are prepared and made ready to move. Relief supplies are prepared for shipment and responsible commanders prepare to implement the disaster relief plan.

#### 172. ZI Armies and Major Oversea Commands

Plans for coping with disasters should be prepared and maintained by each ZI army and major United States Army overseas command. The appropriate army commander should coordinate these plans with—

*a.* Commanding generals of adjoining ZI armies or major United States Army overseas commands.

*b.* Appropriate commanders of the United States Army Air Defense Command.

*c.* Commanders of class II and class III installations in the ZI.

*d.* Corps of Engineers in those matters within its area of interest.

*e.* Appropriate United States Navy and United States Air Force commanders.

*f.* Appropriate Federal personnel of the Office of Emergency Planning and with State and local authorities concerned with natural disasters.

*g.* Appropriate civil defense officials.

*h.* Appropriate personnel in area offices of the American National Red Cross in the ZI or appropriate agencies in foreign areas.

#### 173. Planning and Coordinating by Subordinate Commands

Military district, sector, area, or installation commanders should prepare local disaster relief plans based on disaster relief plans of ZI armies or major overseas commands as appropriate. Plans at each level should be coordinated with adjacent commands.

#### 174. Disaster Relief Planning

Disaster relief planning covers development of plans for guidance of commanders and units in disaster relief operations. The plans consider unit capabilities, personnel, and equipment and material available for disaster relief operations.

#### 175. Standing Operating Procedures

Based on requirements outlined in disaster relief plans, command and unit standing operating procedures are prepared to cover the functions of units in disaster relief operations. Routine actions in effectively dealing with disaster conditions according to disaster relief plans, unit missions, and capabilities should be covered in detail in order to be a guide in training for disaster relief operations and for implementing disaster relief plans.

## Section II. INTELLIGENCE PLANNING

### 176. General

Intelligence planning for disaster relief operations makes provision for collecting information as to the probable location, nature, extent, and effects of a disaster in order to permit appropriate and effective planning to meet disaster conditions. Speed in collection of information following a disaster is vital and should be provided for in the plans.

### 177. Elements of Information

The following are examples of information important in disaster planning:

- a. Probable location and nature of disaster.
- b. Probable extent of disaster conditions.

c. Estimates as to—

- (1) Duration of disaster conditions.
- (2) Probable ability of local population, authorities, and organizations to meet the disaster conditions, to include local resources of aid material and personnel.
- (3) Probable extent to which civil agencies are able to commit their resources.
- (4) Number of persons needing aid.
- (5) Type and duration of aid.
- (6) Need for evacuation.
- (7) Effects on law and order.

## Section III. LOGISTICAL PLANNING

### 178. General

Planning is necessary to outline actions to be taken in determining materials, services, and transportation needed and available at the time of a disaster. Plans should furnish detailed guidance in procedures for reporting supplies on hand, requisitioning, documentation, local purchases, shipments, issue and turn in of property; determining and meeting transportation requirements; and determining and meeting service requirements. The amount of material that will be needed will be determined from intelligence information (para. 177).

### 179. Traffic Control

Traffic control plans are coordinated with State, municipal, and civil defense agencies to insure uninterrupted movement of essential personnel, supplies, and equipment. Civil law enforcement agencies are responsible for general traffic control as long as such agencies are able to function. When civil law enforcement agencies are unable to provide essential traffic control, the commander may exercise such

control as necessary to insure essential movement.

### 180. Services

Services are provided for during disasters by including in the plans the types and locations of services available in the area of responsibility of the command preparing the plans. Mutual support arrangements with adjacent commands and other Federal military services should be made.

### 181. Billeting Troops

In disaster operations, the units usually provide their own billets and command headquarters. Tentage is the most likely expedient for providing cover. Bivouac or billet sites are selected to provide accessibility to the scene of disaster, but they should be outside the affected area if possible. Potable water is a serious consideration. Private or public buildings should not be requisitioned for troop use because of the probable requirement for accommodations for disaster victims. High ground for bivouacs or camp sites is necessary especially during floods.

## Section IV. OPERATIONS PLANNING

### 182. General

Disaster relief operations planning is done by each level of command to execute the plans of the next higher command. Each operation-

al level of command has the responsibility for preparing plans for disaster operations within its area of responsibility.

### 183. Forces Available

Plans of major commands should include guidance for the structure of provisional units and the makeup of disaster emergency teams. Operational units normally plan the use of all forces available in organizing teams and provisional units for employment in emergencies, except for the minimum number of personnel required to maintain the internal security of the installation and such personnel restricted from the activity for other necessary reasons. Such planning permits the higher commands to determine their available forces.

### 184. Organization of Disaster Relief Forces

*a. Disaster Emergency Teams.* Personnel utilized should be organized into disaster emergency teams by making maximum use of personnel whose MOS's are appropriate for team participation. The number and type of teams organized should reflect the capability of the installation according to the personnel strength and the equipment available. For guidance concerning staff planning and direction or operating elements, see FM 41-10.

*b. Emergency Troop Forces.* The organization adopted must be flexible, be adapted to the requirements of the disaster situation, and be as self-sustaining as feasible. Where possible, the main elements should consist of established units where control and teamwork have been developed. Provisional units should be organized into platoons and companies to provide the best cohesion of forces not regularly organized. Unit integrity is desirable and is needed particularly in the event disturbances develop within the disaster area. Primary tasks which can be accomplished during disaster relief operations by the various branches include some, but not all, of those set forth in paragraph 137. In addition, they can perform other tasks as outlined in paragraph 189.

### 185. Emergency Military Police Control Team

*a. Purpose.* The purpose of a provisional military police control team is to advise civil authorities on matters related to the maintenance of law and order and to establish an emergency communications net in the disaster area.

*b. Composition.* The following team makeup and equipment are guides for planning and should not be construed as an attempt to prescribe limitations or requirements. Alterations or substitutions of personnel and equipment may be made as appropriate in organizing personnel for the accomplishment of specific missions, or more than one such team may be required.

#### (1) Personnel.

Job description	Officer	Enlisted men
Team commander .....	1	
Operations supervisor .....		1
Senior military policeman .....		4
Total.....	1	5

#### (2) Equipment.

Item description	Quantity
Automobile, sedan, light* .....	2
Pistol, automatic, caliber .45.....	6
Radio set .....	2

\* Truck, utility,  $\frac{1}{4}$  ton, 4x4, w/radio set may be substituted for automobile, sedan, light, w/radio set provided that substitution is compatible.

*c. Capabilities.* Emergency military police control teams are capable of effectively advising civil officials responsible for police functions under emergency conditions.

#### *d. Team Commander.*

- (1) Advises and assists the responsible commander in developing policies and procedures for efficient operation in accomplishing the purpose.
- (2) Requires each member of the team to become familiar with the duties connected therewith.

## Section V. TRAINING

### 186. General

Appropriate commanders will prescribe the training programs of troops for disaster relief operations. These training programs will be based on the plans for disaster relief operations so that the plans may be put into operation with minimum delay after a disaster occurs.

Federal and local civilian training material on disaster relief operations may be used for guidance.

### 187. Types of Training

*a. Individual.* Plans for disaster relief operations call for troops to perform certain

duties. These troops should be designated and should receive training in the particular duties that they are to perform. Each person should be trained so that he will know *what* he is to do and *how* to do it.

*b. Unit Training.* After individual troops have been trained to perform the specific duties, the unit should be trained to function as a team. This includes assembling at designated locations with appropriate equipment and practicing the operations called for in the disaster relief plans.

## **188. Continuous Training**

Troops must always be ready to assume their roles in disaster relief operations. In order to maintain a state of readiness, appropriate commanders should hold periodic rehearsals of the operations set forth in the disaster relief plans. Staff personnel should observe the operations to note any deficiencies to be corrected and to determine the degree of proficiency of the training.

## CHAPTER 9

### OPERATIONS IN DISASTER RELIEF

---

#### Section I. GENERAL

##### **189. Mission of Troops in Disaster Relief Operations**

The mission of troops in disaster relief is to provide emergency assistance in relief of civilians and in the restoration of essential public activities and facilities. Overruling demands of humanity compel immediate action to prevent or alleviate extreme human suffering and starvation. Military necessity compels the military forces to help restore the civilian economy disrupted by disaster, particularly during war, so that the military forces may continue to be supported in their primary mission by the civilian economy. Specific aid and assistance that Federal military forces may provide in disaster relief operations include medical supplies and equipment and emergency medical treatment; food, water, and shelter; rescue and firefighting services; police protection; route clearance and traffic control; prevention of panic; communications; and restoration of facilities.

##### **190. Concept of Disaster Relief Operations**

Disaster relief is not the primary mission of Federal military forces. Such assistance as is rendered during disasters should be the minimum required to accomplish the mission, should be committed for the minimum length of time possible, and should be so designed as to interfere the least with training, mobilization, and deployment. Aid is given to the greatest extent possible through, and in support of, civil agencies and civilian organizations. Military forces help by carrying out assigned tasks as determined by competent authority or as otherwise appropriate, but do not attempt to replace civil agencies or civilian organizations. Once committed, military resources remain responsive to military control.

##### **191. Initial Action**

a. In the alert phase, the military commander or his representative(s), in concert

with the Director of the Office of Emergency Planning or other appropriate representatives, evaluates reports of disaster conditions in the area of responsibility. The decision, whether to take immediate action or to await instruction from higher authority after making appropriate reports, depends on this initial evaluation. The responsibility for coordination of Federal disaster activities in domestic territory is that of OEP; primary coordination by military commanders and staffs is with OEP area representatives and State or local representatives.

b. Regardless of whether aid and assistance are given immediately or are delayed pending instructions from higher authority, staff and command effort should begin immediately to determine the extent and effects of disaster conditions. Evaluation of information of the disaster, capabilities of responsible civil agencies, and civilian resources permits a decision as to what effort is necessary on the part of Federal military forces. Federal military forces should not undertake any action that can be performed by other agencies. Action of Federal military forces is taken to support efforts of all other Federal agencies and the American National Red Cross as coordinated with OEP.

##### **192. Intelligence Operations**

Essential information concerning disasters is usually less complicated and extensive in nature than information concerning disturbances, and is more easily obtained. Speed of collection, evaluation, and transmission of the information is vital to the mission of the commander. Usually, liaison with civil agencies, including OEP, will provide necessary and reliable information rapidly.

##### **193. Reconnaissance of a Disaster Area**

In a devastated area, it may be necessary to make an aerial reconnaissance to determine the extent of the disaster and to determine what

military forces and operations will be necessary. Army aircraft are particularly valuable for making such a reconnaissance. Reconnaissance should not be delayed pending instructions to assist, but should proceed as soon as conditions permit following the development of disaster conditions.

#### **194. Establishment and Operation of Relief Centers**

a. Upon commitment, military forces may be assigned the mission to establish and to operate relief centers. These centers should be established near the area of greatest need, normally heavily populated areas. From these centers, the needs of the less heavily populated, adjacent areas may be met by various ground delivery means or by air delivery if necessary. Relief centers should provide for the issue of relief supplies to appropriate civil agencies or civilian organization, and for direct issue to disaster victims by military forces when necessary. The centers should be organized to provide control of the relief effort, such as mass feeding at fixed or mobile feeding stations, emergency medical treatment and evacuation to hospitals, emergency shelter, and evacuation to the extent required by the situation. Relief centers may also serve as area headquarters which provide all types of services.

b. Individuals injured, deceased, evacuated, lost, or otherwise missing or separated from relatives, acquaintances, or others having interest in their welfare should register or be registered by relatives, friends, or those having information concerning such individuals at the various relief centers. A central locator file should be established at the main relief center

where the information is received and filed to aid in locating persons. This system assists families or those persons with interest in reuniting or receiving knowledge of the whereabouts or disposition of relatives or close friends. The central office distributes lists of missing persons to all police and emergency stations.

#### **195. Restoration of Civil Authority**

a. The restoration of civil authority is necessary following disruption of civil agencies, particularly police, fire, and public health agencies. Civil agencies may lose effectiveness temporarily for several reasons, such as death, injury, or disorganization of agency personnel and loss of operating equipment or necessary supplies.

b. Usually in any large group of people, a number of persons will take advantage of a situation in which authority has been rendered noneffective. The agencies that exist to enforce civil authority, particularly the police, must immediately be replaced or augmented as necessary following development of disaster conditions, before lawlessness and disorder develop in the affected area.

c. Augmentation of police and other agencies of civil authority is provided as necessary. It is accomplished by assuming the degree of authority necessary in each situation, or by assuming responsibility for functions that representatives of civil agencies are incapable of performing. Military police do not work in individual support of civil police, but rather, operate as a unit assuming full responsibility for an activity, or a specified portion of an activity, such as traffic control or area patrolling.

### **Section II. MILITARY POLICE MISSIONS**

#### **196. General**

Military police missions during disaster operations include the following:

- a. Preservation of law and order.
- b. Traffic control.
- c. Circulation control and evacuation of civilians.
- d. Operation of detention center.

#### **197. Preservation of Law and Order**

The preservation of law and order following the development of disaster conditions can be a

major problem. Military police must cope with the usual problems which are the prevention of looting, protection of property, prevention of panic, and the enforcement of restrictions on persons. Military police should report any indications of the development of civil disturbances so that steps can be taken to prevent any major incidents. In addition, military police teams may be used to provide staff guidance to other military units performing military police functions in the preservation of law and order.

*a. Key Installations.* Military police may be used to protect key installations from damage or destruction and to protect operating personnel. Among the most important installations are waterworks, powerplants, and communication and transportation facilities.

*b. Patrols.* Patrols, and guards when necessary, are detailed to protect areas where looting may occur. A list of installations which may require protection should be prepared as a result of the initial conference of the commander and staff with local authorities and representatives of civil defense and relief organizations.

## **198. Traffic Control**

*a. General.* The road net, the trafficability of roads, the traffic requirements, and civil police effectiveness determine the necessary degree of military participation in traffic control. Controls may vary from a minimum disruption of normal civilian traffic to the barring from the road net of all traffic which is not directly concerned with disaster relief activities.

*b. Routing Traffic.* Successful traffic control in a disaster-stricken area requires detailed liaison between military and civilian authorities. The coordinating military officer is normally the senior military police officer present for disaster duty. As far as possible, civilian traffic which is barred from roads because of military disaster relief operations is afforded the best alternate routes. Restrictions and alternate routes are properly publicized, and when appropriate, mobile public address systems may be used. Military police patrols enforce the regulations of the military commander, and adequate personnel are assigned to traffic bottlenecks. When necessary, bulldozers and wreckers should be available to clear routes.

*c. Rerouting Traffic.* If the rerouting of traf-

fic in a disaster-stricken area becomes necessary, the following factors must be considered:

- (1) The weight of vehicles.
- (2) The bridge load capacity, where applicable.
- (3) The priorities established by the military commander.
- (4) The results of road reconnaissance.
- (5) The control points necessary.
- (6) The maximum number of alternate routes.

## **199. Circulation and Evacuation**

*a. Restrictions on Persons.* Paragraphs 158 through 165 discuss restrictions on persons. Restrictions in disaster-stricken areas should be applied as the need demands in the preservation of law and order. Circulation control provides for limiting the utilization of transport facilities, streets, and highways as necessary during the emergency.

*b. Evacuation.* Civil defense evacuation plans are guides for mass or selective evacuation from a disaster area. If the need develops for military police to assist in the evacuation, the civil defense plans for evacuation should be employed. Civil defense personnel, however, should be used to the fullest extent. When civil defense organizations are able to supervise the evacuation, the part played by military police will be to provide assistance by way of transportation, control of traffic, and other measures as may be required. Evacuation may be accomplished by a voluntary exodus, an organized voluntary evacuation, or by compulsion.

## **200. Detention Center**

When necessary, a detention center will be established to hold offenders temporarily before their release to civil authorities, or to other military authorities as appropriate.

# **Section III. TERMINATING DISASTER RELIEF OPERATIONS**

## **201. General**

As civil authorities are restored, they resume responsibilities by total activity as the required capability is developed. The process of resumption may be accomplished by phases until all activities are resumed by civil authorities.

## **202. Discontinuing Disaster Relief Activities**

Upon completion of actions necessary in the relief of extreme human suffering during the emergency phase of disaster operations, the majority of military units may be relieved of their responsibilities for disaster relief activities.

For each activity, e.g., rescue, emergency medical treatment, preservation of law and order, traffic control, and evacuation, in which Federal military forces have taken part, work is discontinued as soon as the necessary emergency assistance has been rendered. Relief work is ended activity by activity. Before the cessation of activities, consideration is given to the civilian agencies' abilities to resume operations or assume full responsibility without consequences detrimental to the need of disaster victims. Thus, in discontinuing disaster relief activities,

it may be that traffic will continue to be controlled by military police, while patrols to enforce law and order are conducted by civil police; or military police may control traffic on main highways, while civil police control it on secondary roads until civil police are able to assume all of the control activities.

### **203. Withdrawal of Military Police**

Upon completion of disaster relief operations, most military police may be relieved of their responsibilities. Military police operations are ended activity by activity.

## APPENDIX I

### REFERENCES

---

#### 1. Army Regulations

AR 10-50	Special Command Relationships within Continental United States.
AR 40-3	Medical, Dental, and Veterinary Care.
AR 75-15	Responsibilities and Procedures for Explosive Ordnance Disposal.
AR 320-5	Dictionary of United States Army Terms.
AR 320-50	Authorized Abbreviations and Brevity Codes.
AR 380-5	Safeguarding Defense Information.
AR 500-50	Civil Disturbances.
AR 500-60	Disaster Relief.
AR 500-70	Civil Defense

#### 2. Field Manuals

FM 3-5	Chemical, Biological, and Radiological (CBR) Operations.
FM 3-8	Chemical Corps Reference Handbook.
FM 3-10	Chemical and Biological Weapons Employment.
FM 3-50	Chemical Smoke Generator Battalion and Chemical Smoke Generator Company.
FM 19-2	Military Police Support in the Field Army.
FM 19-3	Military Police Support in the Communications Zone.
FM 19-5	The Military Policeman.
FM 19-20	Military Police Investigations.
FM 19-25	Military Police Traffic Control.
FM 19-30	Physical Security.
FM 19-40	Enemy Prisoners of War and Civilian Internees.
FM 19-60	Confinement of Military Prisoners.
FM 20-10	Civil Defense.
FM 21-5	Military Training.
FM 21-6	Techniques of Military Instruction.
FM 21-11	First Aid for Soldiers.
FM 21-30	Military Symbols.
FM 21-40	Small Unit Procedures in Chemical, Biological, and Radiological (CBR) Operations.
FM 21-41	Soldier's Handbook for Chemical and Biological Operations and Nuclear Warfare.
FM 21-48	Chemical, Biological, and Nuclear Training Exercises and Integrated Training.
FM 21-60	Visual Signals.
FM 21-150	Combatives.
FM 22-5	Drill and Ceremonies.
FM 23-5	U. S. Rifle, Caliber .30, M1.

FM 23-7	Carbine, Caliber .30 M1, M1A1, M2, and M3.
FM 23-8	U. S. Rifle, 7.62-mm, M14.
FM 23-30	Grenades and Pyrotechnics.
FM 27-10	The Law of Land Warfare.
FM 31-16	Counter guerrilla Operations.
FM 31-22	U. S. Army Counterinsurgency Forces.
FM 31-50	Combat in Fortified and Built-Up Areas.
FM 33-5	Psychological Operations.
FM 41-10	Civil Affairs Operations.
FM 100-5	Field Service Regulations: Operations.
FM 100-10	Field Service Regulations: Administration.
FM 101-5	Staff Officers' Field Manual: Staff Organization and Procedure.
FM 101-10-1	Organizational, Technical and Logistical Data, Part I—Unclassified Data.
FM 101-10-2	Staff Officers Field Manual; Organizational, Technical and Logistical Data —Extracts of Tables of Organization and Equipment.

### 3. Technical Manuals

TM 3-215	Military Chemistry and Chemical Agents.
TM 3-220	Chemical, Biological, and Radiological (CBR) Decontamination.
TM 3-240	Field Behavior of Chemical, Biological, and Radiological Agents.
TM 3-300	Ground Chemical Munitions.
TM 3-304	Protective Clothing and Accessories.
TM 3-522-15	Mask, Protective, Field, M9, and Mask, Protective, Field, M9A1.
TM 3-1040-201-12	Operator and Organizational Maintenance: Disperser, Riot Control Agent, Skid-Mounted, GED, 5000 CFM, M2.
TM 3-1040-201-20P	Organizational Maintenance Repair Parts and Special Tool Lists: Disperser, Riot Control Agent, Skid-Mounted, GED, 5000 CFM, M2.
TM 3-1040-201-35	Field and Depot Maintenance: Disperser, Riot Control Agent, Skid-Mounted, GED, 5000 CFM, M2.
TM 3-1040-201-35P	Field and Depot Maintenance: Repair Parts Allowances for Disperser, Riot Control Agent, Skid-Mounted, GED, 5000 CFM, M2.
TM 3-1040-210-12	Operator and Organizational Maintenance: Compressor, Reciprocating, Power-driven, Flame Thrower, 3½ CFM, AN/M4.
TM 3-1040-210-20P	Organizational Maintenance Repair Parts and Special Tool Lists: Compressor, Reciprocating, Power-driven, Flame Thrower, 3½ CFM, AN/M4.
TM 3-1040-210-35	Field and Depot Maintenance: Compressor, Reciprocating, Power-driven, Flame Thrower, 3½ CFM, AN/M4.
TM 3-1040-210-35P	Field and Depot Maintenance: Repair Parts and Special Tool Lists: Compressor, Reciprocating, Power-driven, Flame Thrower, 3½ CFM, AN/M4.
TM 3-1040-214-12	Operator and Organizational Maintenance: Disperser, Riot Control Agent, Portable, M3.
TM 3-1040-214-20P	Organizational Maintenance Repair Parts and Special Tool Lists: Disperser, Riot Control Agent, Portable, M3.
TM 3-1040-214-35	Field and Depot Maintenance: Disperser, Riot Control Agent, Portable, M3.
TM 3-1040-214-35P	Field and Depot Maintenance Repair Parts and Special Tool Lists: Disperser, Riot Control Agent, Portable, M3.

TM 3-1040-215-12	Operator and Organizational Maintenance: Disperser, Riot Control Agent, Helicopter or Vehicle Mounted, M4.
TM 3-1040-215-20P	Organizational Maintenance Repair Parts and Special Tool Lists: Disperser, Riot Control Agent, Helicopter or Vehicle Mounted, M4.
TM 3-1040-215-35	Field and Depot Maintenance: Disperser, Riot Control Agent, Helicopter or Vehicle Mounted, M4.
TM 3-1040-215-35P	Field and Depot Maintenance Repair Parts and Special Tool Lists: Disperser, Riot Control Agent, Helicopter or Vehicle Mounted, M4.
TM 3-1040-220-12	Operator and Organizational Maintenance: Disperser, Riot Control Agent, Helicopter or Vehicle Mounted, M5.
TM 3-1040-220-20P	Organizational Maintenance Repair Parts and Special Tool Lists: Disperser, Riot Control Agent, Helicopter or Vehicle Mounted, M5.
TM 3-1040-220-35	Field and Depot Maintenance: Disperser, Riot Control Agent, Helicopter or Vehicle Mounted, M5.
TM 3-1040-220-35P	Field and Depot Maintenance Repair Parts and Special Tool Lists: Disperser, Riot Control Agent, Helicopter or Vehicle Mounted, M5.
TM 3-1040-221-12	Operator and Organizational Maintenance Manual Service Kit, Portable Flame Thrower-Riot Control Agent Disperser, M27.
TM 3-2805-200-12	Operator and Organizational Maintenance: Engine, Gasoline, 2-Cylinder, 8.5 HP.
TM 3-2805-200-20P	Organizational Repair Parts and Special Tool Lists: Engine, Gasoline, 2-Cylinder, 8.5 HP.
TM 3-2805-200-35	Field and Depot Maintenance: Engine, Gasoline, 2-Cylinder, 8.5 HP.
TM 3-2805-200-35P	Repair Parts and Special Tool Lists: Engine, Gasoline, 2-Cylinder, 8.5 HP.
TM 3-4240-202-15	Operator, Organizational, Field, and Depot Maintenance: Mask, Protective, Field, M17.
TM 8-285	Treatment of Chemical Warfare Casualties.
TM 9-1900	Ammunition, General.
TM 57-210	Air Movement of Troops and Equipment.

#### **4. Technical Bulletins**

TB CML 58	Grenade, Hand, Riot, CS1, M25A2, Grenade, Hand, Riot, DM1, M25A2, and Grenade, Hand, Riot, CN1, M25A2.
TB CML 86	Grenade, Hand, Riot, CS, M7A2.
TB 3-300-4	Grenade, Hand, Riot, CN-DM, M6A1.

#### **5. Training Circulars**

TC 23-3	40-mm Grenade Launcher, M79.
---------	------------------------------

#### **6. Department of the Army Pamphlets**

DA Pam 27-11	Lectures on Martial Law.
DA Pam 108-1	Index of Army Motion Pictures, Film Strips, Slides, and Phono-Recordings.
DA Pam 310-1	Index of Administrative Publications.
DA Pam 310-3	Index of Doctrinal, Training, and Organizational Publications.
DA Pam 310-4	Index of Technical Manuals, Technical Bulletins, Supply Manuals (types 4, 6, 7, 8, and 9), Supply Bulletins, Lubrication Orders, and Modification Work Orders.
DA Pam 310-5	Index of Graphic Training Aids and Devices.

## **7. Training Films**

TF 3-3133	Use of CS in Training.
TF 19-1701	Support in Emergencies—Riot Control.
TF 19-3149	Introduction to Disaster Planning.
TF 19-3331	Planning for Riot Control.
MF 19-7546	Your Army in Disaster Relief.
FB 19-212	The Baseball Grenade (CN Riot Grenade, M25).
FS 19-2	Police Riot Club.
GF 19-30	Riot Control Formations: Part I—Squad Formations.
GF 19-31	Riot Control Formations: Part II—Platoon and Company Formations.
GF 19-32	Riot Control Formations: Part III—Vehicles and Foot Troops.

## **8. Others**

*Manual for Courts-Martial, United States, 1951.*

## APPENDIX II

### USES OF RIOT CONTROL AGENTS AND SMOKE IN RIOT CONTROL

---

#### 1. General

*a. Tactical Employment.* The tactical employment of riot control agents and smoke in a disturbance is dependent upon the physical and chemical properties of the agents, their projected uses, and the disseminating method.

*b. Advantages.* The use of riot control agents is the most effective means of achieving the greatest temporary incapacitation of a riotous group with the least permanent injury. Riot control agents, unlike small-arms fire, spread through the atmosphere and reach rioters in places where small-arms fire will not penetrate.

#### 2. Types of Riot Control Agents and Smoke Used in Riot Control Operations

*a. Riot Control Agents.* The agents suitable for use in riot control operations are CN, CS, and DM, or a CN-DM combination. Although there is no CS-DM or CS-CN combination agent filling, munitions filled with CS may be used in combination with munitions filled with CN, DM, or CN-DM. While CN, CS, and DM are classified as nonlethal, these agents must be employed with caution because of their physiological effects on persons. CN has been used for many years as a primary riot control agent and still remains in the supply system. More recently, it is being deemphasized and has been reclassified to standard B while CS has been classified as standard A and will constitute the principal riot control agent in the supply system. Generally, CS is considered a better agent than CN because it acts quicker, is more efficient in terms of agent weight, is more potent, and is less toxic. DM and DM combinations poison open food and water supplies. The micropulverized powder form of these agents is more dangerous in this respect and riot control agent DM1 is not authorized for use in the riot control agent dispersers in the control of civil disturbances, riots, or any operation where lethalties are not desired. First aid for overexposure to riot control

agents is contained in FM 21-11, FM 21-40, FM 21-41, FM 21-48, and TM 8-285. For riot control agent or smoke munitions employed in riot control operations, see tables I and II.

*b. Smoke.* From the group of smoke-producing agents, HC is frequently used. While smoke is of particular value in concealing movements of troops in the open, its physiological effect is negligible. Smoke may be used for signaling purposes.

#### 3. Types of Riot Control Agent Dispersers

*a. Types.* The following dispersers have been developed and may be used in disseminating authorized agents CN1 and CS1 in the control of civil disturbances, riots, or any operation where lethalties are not desired. Agent DM1 is authorized for disperser use in military or paramilitary operations, counterinsurgency operations, or in limited or general war where control of the target by the incapacitating effects are desired and possible lethalties are acceptable.

- (1) *Riot Control Agent Disperser, Skid-Mounted, GED 5000 CFM, M2* (for mounting in  $\frac{3}{4}$ -ton truck, 1-ton truck, 2½-ton truck, or 1-ton trailer). The device is capable of disseminating approximately 40 pounds of CN1 or approximately 30 pounds of CS1 in about 2 minutes. The riot control agents are projected approximately 50 feet (15 meters) prior to billowing out into a cloud. The disperser, when truck or trailer mounted, can cover a 500-foot (150 meter) frontage with ease.
- (2) *Riot Control Agent Disperser, Portable, M3.* The device is capable of disseminating approximately 20 pounds of CN1 or approximately 8 pounds of CS1 in one continuous burst of 25 seconds, or in intermittent bursts as desired. The agent is projected ap-

proximately 30 feet (9 meters) prior to billowing out into a cloud. This device can be used singly or in battery.

- (3) *Riot Control Agent Disperser, Helicopter- or Vehicle-Mounted, M4.* The device is capable of disseminating approximately 50 pounds of CS1 or 120 pounds of CN1 in 2 minutes. When vehicle-mounted, agent is projected approximately 40 feet (12 meters) before billowing into a cloud. When helicopter-mounted, dissemination should be accomplished while flying 75-100 feet (23 to 30 meters) above ground level in order to set up an effective concentration.
- (4) *Riot Control Agent Disperser, Helicopter- or Vehicle-Mounted, M5.* The M5 disperser is an improved design over the M4 disperser. However, functioning and capabilities for the M5 disperser are the same as for the M4.

*b. Precautions.* The riot control agent dispersers permit the release of a large quantity of a riot control agent within a very short period of time. Particular care must be exercised at all times, therefore, to assure that an excessive and possibly lethal or completely incapacitating concentration is not developed. The riot control agent DM1 is not authorized for use in the riot control agent dispersers in the control of civil disturbances, riots, or any operation where lethalties are not desired.

#### **4. Application of Riot Control Agents and Smoke**

*a. Area.* The area occupied by or to be denied temporarily to a mob determines the length of a line along which riot control agents are released. This line is usually at right angles to the direction of the wind and sufficient in length to insure the creation of a cloud which, when it reaches the mob, will include considerably more than the area actually occupied by the mob. As a rule of thumb, the length of the line is roughly equal to the average width of the target plus one-fifth the distance from the line to the target. Riot control agents should not be used in an area, such as a hospital area, where undesirable effects may ensue from their use, or in an area which troops without field protective masks may have to occupy.

#### *b. Selection.*

- (1) *Riot control agents.* CN and CS produce a temporary effect and do not prevent a mob from re-forming. An agent in the form of a micropulverized powder is more persistent than in vapor form. Powdered agents disseminated inside a building may remain persistent for days or even weeks. Persons exposed to a cloud of CN1 or CS1 inhale it and the powder gets into their eyes, hair, and clothing and on their skin. Such persons may be affected for several hours. When a baseball grenade explodes, the area of intolerable concentration of the agent is about 10 meters in diameter, which is larger than the area of the visible cloud.
- (2) *Tear agent-vomiting agent combination.* It may be necessary to use grenades containing a combination of tear and vomiting agents (CN-DM) against a violent mob. To produce the maximum effect, DM requires 15 to 30 minutes; accordingly, it is usually combined with CN to produce an effect more quickly. The physical reaction to DM is sufficiently violent and lasting to incapacitate persons for several hours after exposure. If a DM combination is employed, a chemical officer and medical personnel should be present when practicable.
- (3) *Smoke.* Smoke may be utilized to determine the approximate velocity of the wind and to provide concealment for the movement of troops. Troops moving behind or through a smoke screen can approach near enough to a building or barricade to permit attack with riot control agent hand grenades. Care must be exercised that smoke does not benefit rioters by screening their movements from troops.

*c. Quantity.* Riot control agents must be used in sufficient quantities to produce an immediate and decisive effect. Sufficient ammunition must be available to produce the proper concentration of the agent in the cloud and to maintain the required concentration until the mob has

been dispersed. When a larger quantity of the riot control agent is required than can readily be obtained by the use of standard type riot control agent grenades, the riot control agent dispersers may be employed (para. 3 above). If the supply of the agent is limited, a heavy concentration of the agent should be placed on the critical point. The minimum ammunition requirements for producing riot control agent clouds in quelling disturbances are shown in table III.

*d. Possible Lethal Dosage.* Although riot control agents are not sufficiently toxic in field concentrations to cause death or seriously endanger health, their use in buildings and other closed areas requires caution. Exposure to heavy concentrations of DM causes severe physiological reaction which may last for several hours although recovery from effects appears to be complete. A second exposure to a heavy concentration does not cause exposed personnel to react as violently as did the first exposure, which gives the illusion of a degree of immunity having developed. Because of this false impression, serious pulmonary injuries may result when personnel, who have been previously exposed to heavy concentrations, expose themselves again. Such persons will require hospitalization. When using DM in closed areas, the rioters must be provided with avenues of escape and must be removed from the affected area to prevent prolonged exposure to heavy concentrations of this agent.

## **5. Weather Factors**

Of all the methods of riot control, operations with riot control agents are most dependent upon weather conditions. The basic weather elements affecting any chemical operation are wind, temperature, humidity, cloud cover, precipitation, and atmospheric stability. For a detailed discussion of weather effects on field behavior of chemicals, see TM 3-240.

## **6. Planning Use of Riot Control Agents**

*a. General.* Adequate and practical plans are essential to the successful use of riot control agents. The plans must be capable of variations to meet changes in the situation and the weather. The munitions requirements to provide an adequate concentration of riot control agents in a given area are tentatively computed in advance, and the general plan for their use

is prepared prior to the operation, but the manner of employment is determined on the spot.

*b. Weather and Terrain.* The chemical officer concerned should secure Air Weather Service weather forecasts over possible operational areas for the contemplated times of the operation. He should evaluate these forecasts in conjunction with a detailed reconnaissance, map, aerial photograph, or mosaic study of the terrain conditions which prevail in and surround these areas and which might affect the behavior of the riot control agents released.

*c. Nature of Disturbance.* The cause, nature, and extent of a disturbance, and the temper and objectives of the rioters are important planning factors. The evaluation of the capabilities of the rioters should include a consideration of their religious and political convictions, and racial and national characteristics, as well as any sociological or psychological factors which might affect their determination or resistance.

*d. Estimate of the Situation.* The estimate of the situation should be as thorough as the time available will permit and should be based on an analysis of the above factors. The estimate should enable the commander to consider courses of action, select riot control agents, and determine munitions requirements.

*e. Course of Action.* The governing factors in the selection of a course of action are effects desired, temper and objectives of the rioters, weather conditions, and munitions available.

## **7. Training**

*a. Responsibilities.* Each service is responsible for providing, organizing, equipping, and training its forces for use in civil disturbances.

*b. Training.* Training of troops for use of riot control agents should include, but not be limited to, the following:

### **(1) Individual training.**

- (a) Policy on the employment of riot control agents.
- (b) Characteristics of riot control agents.
- (c) Individual protection and first aid.
- (d) Maintenance of riot control agent munitions and equipment.

### **(2) Unit training.**

- (a) Riot control agent squad organization.
- (b) Tactical employment of riot control agents in riot control.

Table I. Characteristics of Riot Control Agents (CN, CS, and DM) and Smoke (HC)

	CN		CS		CN-DM	HC
	Burning type	Powder type	Burning type	Powder type		
Composition	Chloracetophenone; smokeless powder; magnesium oxide.	Micropulverized chloracetophenone; magnesium oxide.	CS; potassium chlorate; thiourea; magnesium carbonate.	Micropulverized CS; silica aerogel.	Chloracetophenone; diphenylamine; chlorarsine; smokeless powder.	Hexachlorethane; zinc oxide.
Odor	Like apple blossoms.	Like apple blossoms; irritating.	Pungent; pepperlike.	Pungent; pepperlike.	Like apple blossoms.	Like camphor.
Persistence (in open).	Variable according to wind conditions; maximum 10 minutes.	Variable according to wind conditions; greater with lack of wind or in wooded terrain; solid CN may remain several weeks.	Variable according to wind conditions.	Variable according to wind conditions; greater with lack of wind or in wooded terrain.	Variable according to wind conditions; maximum 10 minutes.	Variable according to wind conditions; maximum 10 minutes.
Minimum effective protection.	Protective mask; tight fitting goggles offer limited protection to eyes.	Protective mask; tight fitting goggles offer limited protection to eyes.	Protective mask; field clothing.	Protective mask; field clothing.	Best commercial mask.	None needed.
Physiological action.	Lacrimation; mild skin itching.	Lacrimation; skin stinging or burning; no permanent irritation.	Extreme burning sensation of the eyes; copious flow of tears; coughing, difficult breathing, and chest tightness; involuntary closing of eyes; stinging action on moist skin areas; sinus and nasal drip; nausea and vomiting on exposure to extreme concentrations (via ingestion).	Extreme burning sensation of the eyes; copious flow of tears; coughing, difficult breathing, and chest tightness; involuntary closing of eyes; stinging action on moist skin areas; sinus and nasal drip; nausea and vomiting on exposure to extreme concentrations (via ingestion).	Lacrimation; irritation of the mucous membranes; viscous discharge from nose; sneezing and coughing; severe headache; acute pain in chest; cramps; nausea with vomiting; involuntary anal evacuation.	Slightly suffocating action in heavy concentration; slightly irritating to nose and throat.
Time required for maximum effect.	Immediate	Immediate	20 to 60 seconds.	20 to 60 seconds.	CN: Immediate. DM: 15 to 30 minutes.	Effect negligible.

First aid .....	Wash eyes with wa- ter; if available, use boric or sodi- um sulfite ¼ % so- lution; keep eyes open and face into the wind, uncon- taminated air.	Wash eyes with wa- ter; if available, use boric or sodi- um sulfite ¼ % so- lution; keep eyes open and face into the wind, uncon- taminated air.	Remove to uncontami- nated area; face into wind; caution against rubbing eyes; keep af- fected persons well spaced; shower after several hours. Shower first with cool water for 3 to 5 minutes then proceed with normal showering. For gross accidental contamina- tion with CS particles, flush body with copi- ous amounts of cool water, then use a 5% sodium bisulfite solu- tion (except in and fi- around eyes) and fi- nally flush again with water. A 1% solution of sodium carbonate or sodium bicarbonate may be substituted for sodium bisulfite solu- tion.	Remove to uncontami- nated area; face into wind; caution against rubbing eyes; keep af- fected persons well spaced; shower after several hours. Shower first with cool water for 3 to 5 minutes then proceed with normal showering. For gross accidental contamina- tion with CS particles, flush body with copi- ous amounts of cool water, then use a 5% sodium bisulfite solu- tion (except in and fi- around eyes) and fi- nally flush again with water. A 1% solution of sodium carbonate or sodium bicarbonate may be substituted for sodium bisulfite solu- tion.	Wash eyes with boric acid; inhale chloro- form frequently; aspirin for head- ache; uncontami- nated air.	None needed.
Type of munitions.	Grenades, hand and rifle.	Grenades, hand.....	Grenades, hand.....	Grenades, hand.....	Grenades, hand and rifle.	Grenades, hand; Pots, smoke.
Mechanically dispersable.	No.....	Yes.....	No.....	Yes.....	No.....	No.

Table II. Statistics—Riot Control Agent Grenades, Smoke Grenades, and Smoke Pots

	Grenade, hand, CN, M7* and M7A1*	Grenade, hand, CN1, M25A1 and M25A2
Filling.....	CN mixture .....	CN mixture.
Weight of effective filling .....	12.5 ounces .....	3.5 ounces.
Weight of complete munition .....	18.5 ounces .....	7.5 ounces.
Fusing delay .....	1.2 to 2 seconds .....	1.4 to 3 seconds.
Burning time .....	20 to 60 seconds .....	Bursts.
Persistency in open .....	Variable according to wind conditions; maximum 10 min.	Variable according to wind conditions.
Persistency in halls .....	1 hour .....	Possibly several days.
Persistency in closed rooms .....	6 hours .....	For weeks until room is well ventilated.
Maximum range of cloud from one munition (average conditions).	200 meters .....	50 meters.
	Grenade, hand, CN-DM, M6* and M6A1*	Grenade, hand, DM1, M25A2
Filling.....	CN-DM mixture .....	DM mixture.
Weight of effective filling .....	10¼ ounces .....	3.1 ounces.
Weight of complete munition .....	17 ounces .....	7.5 ounces.
Fusing delay .....	1.2 to 2 seconds .....	1.4 to 3 seconds.
Burning time .....	20 to 60 seconds .....	Bursts.
Persistency in open .....	Variable according to wind conditions.	Variable according to wind conditions.
Persistency in halls .....	1 hour .....	Possibly several days.
Persistency in closed rooms .....	6 hours .....	For weeks until room is well ventilated.
Maximum range of cloud from one munition (average conditions).	200 meters .....	50 meters.
	Grenade, hand, CS, M7A2**	Grenade, hand, CS1, M25A2
Filling.....	CS mixture .....	CS mixture.
Weight of effective filling .....	9.7 ounces .....	3.2 ounces.
Weight of complete munition .....	16 ounces .....	7.25 ounces.
Fusing delay .....	0.7 to 2 seconds.....	1.4 to 3 seconds.
Burning time .....	15 to 35 seconds .....	Bursts.
Persistency in open .....	Variable according to wind conditions.	Variable according to wind and terrain conditions.
Area coverage .....	100–150 sq meters (one mu- nition; wind speed 9–15 mph).	600–900 sq meters (three mu- nitions; wind speed 12–18 mph).
Effective downwind .....	35 meters (one munition; wind speed 9–15 mph).	40–90 meters (three muni- tions; wind speed 12–18 mph).
	Grenade, hand, smoke, HC, AN-M8*	Pot, smoke, HC, M5
Filling.....	Type C HC smoke mixture...	Type C HC smoke mixture.
Weight of effective filling .....	19 ounces .....	28–34 pounds.
Weight of complete munition .....	25.5 ounces .....	33 pounds.
Fusing delay .....	1.2 to 2 seconds .....	20 to 30 seconds.

Table II. Statistics—Riot Control Agent Grenades, Smoke Grenades, and Smoke Pots—Continued.

	Grenade, hand, smoke, HC, AN-M8*	Pot, smoke, MC, M5
Burning time .....	105-150 seconds .....	12 to 22 minutes.
Persistency in open .....	Variable according to wind conditions.	Variable according to wind conditions; maximum 10 minutes.
Persistency in halls .....	15 minutes .....	45 minutes.
Persistency in closed rooms .....	1 hour .....	1½ hours.
Maximum range of cloud from one munition (average conditions).	200 meters .....	500 meters.

\* These hand grenades may be converted into rifle grenades with the use of the grenade projection adapter, chemical, M2.

\*\* This hand grenade may be converted into a rifle grenade with the use of the grenade projection adapter, chemical, M2A1.

*Special Precaution:* These grenades and smoke pots are burning type munitions. If they are ignited in close proximity to easily combustible material, fires are likely to result.

*Note:* These data reflected in this table are furnished only as an approximate guide.

Table III. Minimum Ammunition Requirements for Riot Control Agent Clouds Used in Large Scale Disturbances<sup>1</sup>  
(Wind perpendicular to firing front)

Width of initial cloud front all munitions distributed evenly and fired simultaneously on the front	250 meters downwind		500 meters downwind		1,000 meters downwind	
	Number of munitions required <sup>2</sup>	Width of cloud <sup>3</sup>	Number of munitions required <sup>2</sup>	Width of cloud	Number of munitions required <sup>2</sup>	Width of cloud
	<i>Burning type hand grenades</i>	<i>Meters</i>	<i>Burning type hand grenades</i>	<i>Meters</i>	<i>Burning type hand grenades</i>	<i>Meters</i>
Point .....	4	50	25	100	.....	.....
25 meters .....	6	75	25	125	50	225
100 meters .....	20	150	50	200	75	300
250 meters .....	40	300	80	350	120	450
	<i>Pot, smoke, HC</i>		<i>Pot, smoke, HC</i>		<i>Pot, smoke, HC</i>	
Point .....	1	50	1	100	.....	.....
25 meters .....	2	75	2	125	7	225
100 meters .....	5	150	5	200	10	300
250 meters .....	12	300	12	350	18	450

<sup>1</sup> These data, furnished only as an approximate guide, are generally acceptable under average conditions (TM 3-240). Excessively high winds preclude the use of clouds, as do low and intermittent winds. Does not refer to exploding type grenades.

<sup>2</sup> These numbers may be increased advantageously, when available ammunition permits.

<sup>3</sup> Maintenance of a cloud until dispersion is effected should be attempted; a short heavy concentration is preferable to a sustained light concentration.

## APPENDIX III

# OPERATION AND EMPLOYMENT OF RIOT CONTROL AGENT DISPERSERS

---

### Section I. INTRODUCTION

#### 1. General

This appendix provides information and guidance for commanders, staff officers, and all personnel concerned with the utilization of riot control agent dispersers in the control and suppression of disturbances. It covers concepts and techniques for employment of the riot control agent dispersers and provides guidance for the training of operating personnel.

#### 2. Concept of Employment

The riot control agent dispersers were developed to provide the commanders with a capability for disseminating riot control agents in sufficient quantities to provide effective area coverage under a variety of situations and weather conditions. They are not designed for the direct introduction of a riot control agent into barricaded buildings. Care must also be exercised in their employment in confined areas such as prisoner of war camps and against target areas with restricted avenues of escape. Normal usage envisions transport of these dispersers by the individual, by  $\frac{1}{4}$ -ton or larger vehicles, or by helicopters. When transported on the ground, by individual or by vehicle, the dispersers may be directly integrated into the riot control troop formations or may be operated from a position in direct support thereof. Dispersers mounted in helicopters are used in close conjunction with the riot control troops and in direct implementation of the immediate plan of operations. The exact location of the aircraft, with respect to the troop formation, at the time of release of the riot control agents will be determined by current wind direction and velocity and in some instances by such physical obstacles as may place a restriction on the movements or positioning of the aircraft.

#### 3. Personnel

a. Although it is desirable that all unit personnel should have a knowledge of the operation and employment capabilities of the riot control agent dispersers, main reliance in this respect must be placed on specially selected and trained individuals. Such personnel should be chosen for initiative, ability to learn, and proven calmness when faced with large numbers of agitated people.

b. Individuals designated as disperser operators and/or as team members should be well qualified in their primary MOS as members of military police or other units authorized a disperser, and thoroughly trained in riot control operations. Preferably they should have received special training in the use of riot control agents.

#### 4. Riot Control Agents

a. Riot control agents authorized for use in the riot control agent dispersers in the control of civil disturbances, riots, or any operation where lethalties are not desired are CN1 (micropulverized chloroacetophenone) and CS1 (micropulverized form of the crystalline agent and silica aerogel) or a combination of these agents. Agent DM1 is authorized for disperser use in military or paramilitary operations, counterinsurgency operations, or in limited or general war where control of the target by the incapacitating effects are desired and possible lethalties are acceptable. For training purposes, technical talc, T1, is used.

b. In selecting the riot control agent to use in a given situation, careful consideration must be given to the effects of each agent. The mob reactions to CN1 are generally known. Their reactions to CS1 are not generally known. CS1 is effective in very small concentrations. The effects of CS1 on the eyes and respiratory system are realized in seconds and last from 5 to

10 minutes after the affected individual is exposed to fresh air. Generally, persons reacting to CS1 are incapable of executing organized, concerted actions and excessive exposure to CS1 may render them helpless to vacate the area.

## **5. Protective Clothing**

Ordinary field clothing worn with collar and cuffs buttoned and trouser legs tucked into boots, a protective mask, hood, and rubber gloves provide adequate protection for personnel engaged in filling, operating, or transporting the dispersers.

## **6. Control**

Commands are given to the disperser operators by voice or arm and hand signals. Radio communications will normally be required between the troop commander and the commissioned or noncommissioned officer in immediate command of the riot control formation or of the disperser operators.

## **7. Maintenance**

To assure the mechanical reliability of the dispersers, it is necessary that certain specific inspections and maintenance services be performed systematically each time that they are used and that additional services be performed periodically. Because of the corrosive effects of some of the riot control agents to metal, they should not be allowed to remain on the disperser or on the vehicle or helicopter from which operated. Detailed maintenance, inspection, and repair instructions are contained in pertinent technical publications (app. I).

## **8. Precautions**

The riot control agent dispersers permit the release of a large quantity of a riot control agent within a very short period of time. Particular care must be exercised at all times, therefore, to assure that an excessive and possibly lethal or completely incapacitating concentration is not developed. In this regard, it is essential that the average release rate be determined for each agent and disperser in terms of pounds of the agent expelled per second. The dispersers should not be used to introduce a riot control agent directly into a closed structure except in extreme emergency.

## **9. Training Objectives**

Designated personnel are trained in the operation, employment, and maintenance of the respective riot control agent dispersers. They must acquire knowledge and become proficient with respect to—

a. The nomenclature and characteristics of the respective dispersers and the riot control agents.

b. The effects of weather, terrain, and distance on the dissemination of the riot control agents.

c. Methods of operating the dispersers.

d. Techniques which will give greatest assurance of placing an effective concentration on the target area with a minimum concentration on off-target areas.

e. Maintenance of dispersers.

f. Use, care, and inspection of protective clothing.

g. Decontamination of equipment.

h. Safety precautions.

## **10. Training**

a. *Methods of Instruction.* Training will be conducted in accordance with the principles set forth in FM 21-5. Practical application will be preceded by thorough preparatory instruction.

b. *Specific Training.*

(1) Practical exercises should be conducted under varying weather conditions and differing riot control situations which will affect the deployment of the dispersers and dissemination techniques. Whenever possible, training should be integrated with unit riot control training exercises.

(2) Scheduled drills to test the readiness and operational effectiveness of the operating personnel and equipment should be conducted periodically.

## **11. Standing Operating Procedures**

SOP should be prepared for the guidance of all disperser operating personnel to include vehicle drivers and helicopter pilots. Included in the SOP should be specific individual duties and actions to be performed preparatory to, during, and after operation of the disperser. For guidance in the preparation of standing operating procedures, see FM 101-5.

## **Section II. RIOT CONTROL AGENT DISPERSER, SKID-MOUNTED GED, 5000 CFM, M2**

### **12. Description**

The M2 disperser consists essentially of an annular-flow turbine blower powered by an air-cooled, 4-cycle, 8½ horsepower gasoline engine and a hopper that will hold 40 pounds of the powdered agent and deliver it into the air stream which exhausts through an 8-inch diameter stack that can be manually rotated in the direction of the target. The entire assembly is skid-mounted, weighs 550 pounds, and is approximately 3 by 5 by 5½ feet in size. The 40 pounds of agent filling may be disseminated in approximately 2 minutes.

### **13. Transport**

Normal usage anticipates placement on a ¾-ton or larger vehicle as set forth in TM 3-1040-201-12.

### **14. Basis of Issue**

Two per ZI army; two per United States Army, Europe; and two per United States Army, Far East.

## **Section III. RIOT CONTROL AGENT DISPERSER, PORTABLE, M3**

### **17. Description**

The M3 disperser consists of two tanks, each of which will hold 4 to 10 pounds of a riot control agent, depending on the type of agent used, a pressure tank assembly, a hose assembly, a pressure regulator, and an M9 portable riot control agent disperser gun. These components are mounted on a tubular steel frame back-pack carrier which provides easy one-man carry of the disperser. The 8- to 20-pound capacity of the agent tanks, depending on the type of agent used, may be disseminated in approximately 25 seconds. The disperser including the agent filling weighs approximately 60 pounds. Also included is an M4 filling hopper for use in filling the two agent tanks. Two pairs of M3 toxicological agent protective rubber gloves for operator protection and necessary tool and service kits complete the M3 disperser assembly.

### **18. Transport**

Normal usage envisions man-carrying of this disperser by an individual on foot or mounted in a vehicle as set forth in TM 3-1040-214-12.

### **15. Employment**

Generally, principles discussed in section IV and considerations pertinent to the employment of the M4 and M5 dispersers when mounted on a vehicle are also applicable to the employment of the M2. The comparative lack of maneuverability of the M2, however, materially limits the effectiveness of its employment.

### **16. Operating Team**

*a. Composition.* Each team should consist of a team commander (commissioned officer), operator (noncommissioned officer), and an assistant operator. Inclusion of the vehicle driver as a regular member of the team is desirable but not mandatory.

*b. Duties.* Duties and responsibilities of the operating team members for the M2 are essentially the same as those of the operating team for the M4 or M5 disperser.

### **19. Basis of Issue**

One per MP platoon of all MP units (except TOE's 19-47, 19-237, 19-252, 19-256, 19-272, 19-316, and 19-500 less its riot control functional team) when authorized by ZI army commanders or theater of operations commanders; two per U. S. disciplinary barracks and each branch thereof (TA 19-10); one per platoon of emergency forces (domestic and oversea) having riot control missions (TA); one per U. S. Army CBR Weapons Orientation Course; six per U. S. Army Military Police School (TA 19-2); and one per U. S. Army Chemical School. One compressor, reciprocating, power-driven, 3½ CFM, AN-M4, is authorized for each unit authorized one or more dispersers.

### **20. Employment**

*a. General.* The effective use of this disperser is dependent upon a following or slightly quartering wind of a velocity not to exceed 20 mph. Optimum wind velocity is 3 to 5 mph. Normally, the use of this disperser should be backed up by other M3 dispersers or by an M2, M4, or M5 disperser inasmuch as repressuriz-

ing of the disperser requires the use of a compressor and thereby places the disperser out of action for a period of time, the length of which is dependent upon the location of the compressor and the efficiency of the personnel in reloading and repressurizing operations. By reason of its compactness, portability, and low cost this disperser is well suited as a TOE item of equipment and provides the using units with an immediately available and very effective riot control weapon.

*b. Positioning.*

(1) *Open area targets.* The portable disperser operator may be positioned in advance of, as a part of, or immediately in the rear of the riot control formation (fig. 50). Proximity to the mob and the role which the disperser is to play are the determining factors. If the decision has been made to disseminate the riot control agent in advance of the close approach of the riot control formation to the mob, the disperser operator may be positioned as a part of or slightly in advance of the formation. This position will permit the operator the greatest freedom in operating the disperser and will assure minimum of exposure by the troops. Freedom to move to firing positions to the right or left of center may assist in the establishment of a more uniform cloud of the agent over the target or will permit, to a limited extent, coverage over selected portions of the target area. If the disperser is to be held in reserve status, the disperser operator should be positioned from one to several feet to the rear of the approximate center of the formation. From this position, the operator can quickly be deployed to the front of the riot control formation to disseminate the riot control agent.

(2) *Closed area targets.* Introduction of a riot control agent into a closed area target, such as a prisoner of war compound or enclosure, will normally be effected from a position to the windward and exterior side of the perimeter fence. The riot control formation, on the other hand, should be

located at or near the entrance to the compound or enclosure in readiness to to enter at the appropriate moment and effect final submission and restore absolute control over all individuals within the affected area. When considered necessary to the submission of individuals barricaded in buildings within the closed area, hand grenades in limited numbers may be used to introduce the agent into the building. Such action should be accompanied by immediate measures to effect forcible entrance into the building and removal of individuals therefrom as suffocation can result from burning type grenades. Bursting type grenades can cause casualties to personnel within a 5-meter radius.

*c. Release Point or Line.* The optimum distance for firing the disperser to produce a cloud which will envelop and provide an effective concentration over the largest portion of the target area is primarily dependent upon the wind velocity and the freedom of movement of the operator across the front of the target area. Generally, the distance of the agent release point or line from the target area will range from a minimum of 50 feet (15 meters) to as far as several hundred feet depending on wind velocity. With increasing wind velocity, dissemination of the powdered agent becomes more rapid and the distance between the target area and the point of release must be reduced accordingly if an effective concentration is to be placed on the target.

*d. Concentration.* Factors affecting the amount of a particular riot control agent required to establish an effective concentration in any given instance or situation are too varied to permit exact guidance. Basic to this very vital aspect of employing riot control agents, however, is a thorough understanding of the effectiveness of the agent used, an awareness of the amount released in a given time, a full appreciation of the makeup and determination of the mob, and close observation of the riot control agent cloud movement over, and its immediate effect on, the mob. Too large a concentration may result in complete incapacitation, serious injuries, and deaths. Too small concentrations, particularly against organized

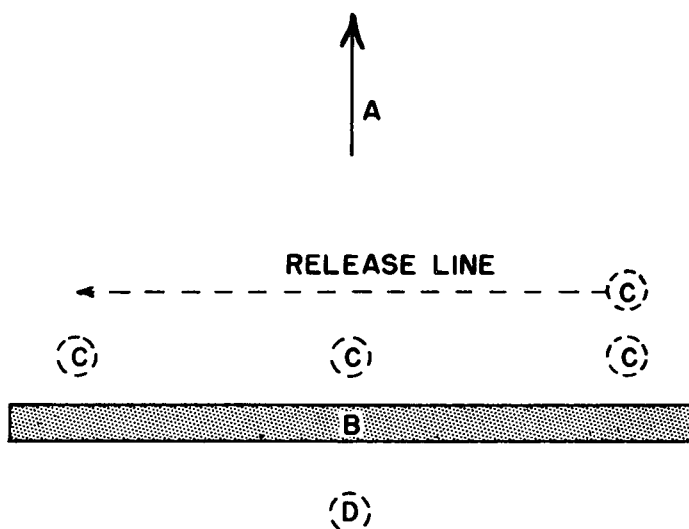
and determined groups, may merely encourage greater violence.

*e. Release Rate.* The M9 portable riot control agent disperser gun permits effective control over the amount of the riot control agent released. Release of the agent may be effected in one continuous burst or in shorter bursts ranging from less than one second to several seconds in duration. Knowledge of the amount of the agent released per second is of vital importance in establishing effective but safe concentrations on the target area. The average release rate for talc, released in 5-second bursts and under an operating pressure of 70 psi, with the M3 disperser is about 1.5 pounds per second. Using units are cautioned, however,

to determine the particular release rate for each disperser which they operate, both for talc and for each of the riot control agents.

## 21. Disperser Operator

The portable disperser operator works under the immediate control and direction of the riot control formation commander. Release of the riot control agent should be effected only upon direct order of the commander. If the riot control formation commander is not fully qualified in the characteristics and employment of the riot control agents, a qualified officer should be designated to determine the appropriate time, place, and amount of agent to be released and to issue appropriate commands of execution to the operating personnel.



### LEGEND:

- A. WIND DIRECTION.
- B. PLATOON LINE.
- C. MAN-CARRIED M3 DISPERSER SHOWING SEVERAL ALTERNATE FIRING POSITIONS.
- D. RESERVE POSITION.

*Figure 50. Release positions for portable disperser operated by individual on foot.*

## Section IV. RIOT CONTROL AGENT DISPERSERS, HELICOPTER- OR VEHICLE-MOUNTED, M4 AND M5

### 22. Description

The M4 or M5 disperser basically consists of a sealed hopper that will contain approximately 50 pounds of CS1 or 120 pounds of CN1, a pressure tank assembly, a hose assembly, and a pressure regulator. All of these components are supported on a tubular framework so that the complete assembly is approximately 4 by 2½ by 2 feet. An additional component, the M9 portable riot control agent disperser gun, is provided for use with these dispersers when they are operated from a ground vehicle. The contents of the hopper, when filled, may be disseminated in approximately two minutes. These dispersers, including the agent filling, weigh approximately 280 pounds.

### 23. Transport

These dispersers may be mounted on the UH-19, CH-21, CH-34, and UH-1 helicopters or a ¼-ton or larger vehicle as set forth in TM 3-1040-215-12 and TM 3-1040-220-12.

### 24. Basis of Issue

Four per ZI army; four per major overseas command; two per U. S. Army Alaska; two per Military District of Washington; two per U. S. Army Military Police School (TA 19-2); one per U. S. Army Chemical School; and one per U. S. Army CBR Weapons Orientation Course. One compressor, reciprocating, power-driven, 3½ CFM, AN-M4, is authorized for each unit to which an M4 or M5 disperser is allocated.

### 25. Employment

*a. General.* These dispersers provide the commander with an air-to-ground dispersal capability when mounted in a helicopter. They are equally suited to mounting in a ¼-ton or larger vehicle. Situations best suited to the employment of these dispersers include large-scale and determined mob actions requiring dissemination of large quantities of the riot control agent, and conditions under which advantages cannot be taken of a following wind from a ground location.

*b. Positioning.* When a helicopter is used, release of the riot control agent may be effected

from either a hovering position over or to the windward side of the target area or along a line over or to the windward side of the target. When mounted on a vehicle and employed against open area targets, operation of these dispersers should normally be effected from positions slightly in advance or as a part of the riot control formation (fig. 51). When employed against closed area targets as discussed in paragraph 20b (2), above, the positioning of these dispersers is effected independently of the riot control formation.

#### *c. Release Point or Line.*

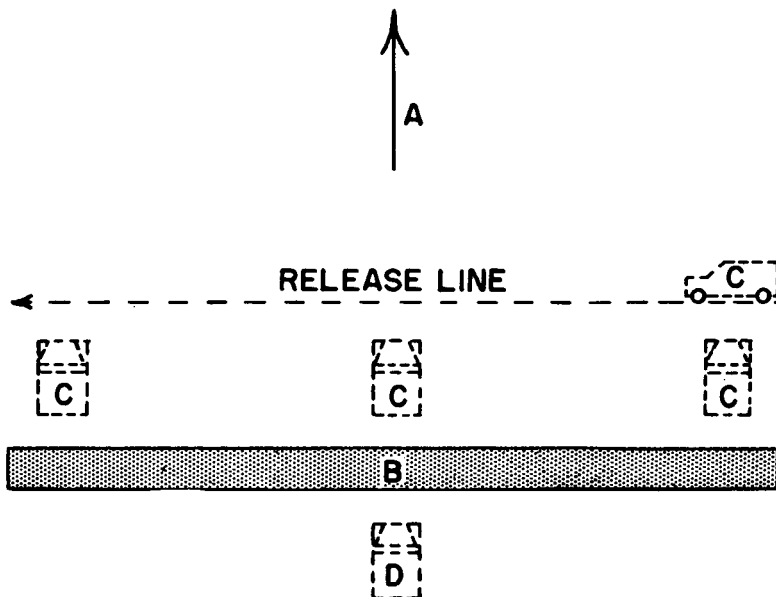
- (1) *Helicopter-mounted.* Release of the riot control agent sufficiently in advance of the riot control formation to permit dissipation of the agent concentration in the target area shortly prior to the arrival of the troop formation is desirable. The actual distance from and location of the release point or line with respect to the target area are determined by the wind velocity and direction and by such physical obstacles as may place a restriction on the movement of the helicopter. Initial release of the riot control agent from a hovering position directly over the target area should be effected in short bursts of 3 to 5 seconds duration. Close observation of the reactions of the mob will permit determination of the required number and length of additional bursts. When a hovering position to the windward side of the target is assumed, the same procedure should be followed except that release of the agent may be effected in bursts of slightly longer duration. When disseminated along a release line, dissemination should begin in sufficient time to assure cloud coverage over the side of the target area being approached and should be discontinued shortly prior to reaching the far side of the target area to avoid excessive dissemination over other than the tar-

get area. The exact moment for beginning and for discontinuing release of the agent will be governed by the rate of speed at which the helicopter is moving, and by the wind velocity and direction.

- (2) *Vehicle-mounted.* Release of the agent may be effected from one or more stationary ground positions or along a line to the windward side of the target area. When released from a stationary point, the agent should be discharged in intermittent bursts while the gun muzzle is swung through an approximate 160° arc to the front. When disseminated along a line, continuous or semicontinuous

release may be effected depending upon the riot control agent used, rate of movement, and wind factors.

d. *Concentration.* The large amount of the riot control agent contained in these dispersers and the rapidity with which it can be released necessitate particular alertness on the part of the operator and responsible commanders to assure that the target area is not covered with an incapacitating concentration. This is particularly true under quiet wind conditions and when the target area is partially enclosed by buildings. Also it should be remembered that 1 pound of CN1 is the equivalent of 10 bursting-type CN grenades, and further that 120 pounds of CN1 (equivalent of 1200 bursting-type CN grenades) can be disseminated in 2



**LEGEND:**

- A. WIND DIRECTION.
- B. PLATOON LINE.
- C. VEHICLE MOUNTED M4 DISPERSER SHOWING SEVERAL ALTERNATE FIRING POSITIONS.
- D. RESERVE POSITION.

*Figure 51. Release positions for M4 disperser operated from a vehicle.*

minutes or less with these dispersers.

*e. Release Rate.* When operated from a vehicle, the M9 portable riot control agent disperser gun is also used with the M4 or M5 disperser and permits the same close control over the amounts of the agent released. The average release rate for talc, released in 5-second bursts and under an operating pressure of 45 psi, with the M4 disperser is about 1.2 pounds per second.

*f. Caution.* Operation of agent dispersers from a helicopter while it is hovering or flying at speeds less than translational lift speed when in ground effect may result in contamination of the helicopter, its crew, and occupants due to circulation of the agent in the rotor wash.

## **26. Operating Team**

*a. Composition.* Each team should consist of a team commander (commissioned officer), operator (noncommissioned officer), and assistant operator. Inclusion of the vehicle driver or helicopter pilot as regular members of the team is desirable but not mandatory.

### *b. Duties.*

- (1) *Team commander.* Supervises operation, employment, and maintenance of the M4 or M5. Reconnoiters area to be covered by the disseminated agent and prepares plans for employment. Supervises movement of equipment to site of operation and assigns

personnel to specific jobs. Responsible for selection of release point or line and exercises direct control over amount of riot control agent released, and recommends this information to the troop commander. Observes and evaluates disseminated agent to assure proper coverage and concentration without interference to mission of troops supported. Instructs or demonstrates operating techniques and procedures. Supervises and conducts team training. Supervises the preparation of records and reports related to the maintenance of the disperser's operations.

- (2) *Operator and assistant operator.* Responsible for the operation and maintenance of these dispersers. Operate and make adjustments to these dispersers to obtain optimum quality and quantity of riot control agent dissemination. Inspect and test-operate defective equipment or components to determine types and causes of malfunction, extent of repairs needed, and quality of repair work performed. Clean and make minor adjustments or replace defective parts using common hand tools. Make final adjustments to equipment to obtain optimum operation. Estimate requirements for maintenance supplies.

## APPENDIX IV

### FIELD EXPEDIENT RIOT CONTROL AGENT DISPERSER

#### 1. General

a. Many units are not authorized standard riot control agent dispersers or the required air compressors and service kits by TOE.

b. When a local situation demands, such units may develop a field expedient riot control agent disperser by modifying a 2 $\frac{3}{4}$ -pound or a 10-pound *dry charge* fire extinguisher. Modification and use should be consistent with safety requirements.

c. After use, it can be decontaminated, recharged with its original dry charge, and returned to its principal use as a fire extinguisher.

#### 2. Modification

A minimum amount of modification is required to convert either the 2 $\frac{3}{4}$ -pound or the 10-pound fire extinguisher into a field expedient riot control agent disperser. For example—

a. The 10-pound extinguisher comes with only a long round nozzle. However, a shorter flattened nozzle that yields better dissemination results may be fabricated from a piece of galvanized steel with dimensions of the ratio shown in figure 52. The 2 $\frac{3}{4}$ -pound extinguisher has 2 standard nozzles. One is a round type and the other is a flattened type. The flattened type yields a more favorable dissemination.

b. Fittings needed to pressurize both dispersers may be made from vehicle tire valve stems and an airhose adapter.

c. Leather or canvas belts or shoulder cross straps may be improvised, when required, that will permit the operator to hold or carry the disperser near waist level.

#### 3. Filling and Pressurizing

A short period of time is required to fill and pressurize both the 2 $\frac{3}{4}$ -pound and 10-pound field expedient riot control agent disperser (para. 7k below).

a. *Filling.* A small funnel with a stem of approximately  $\frac{1}{2}$ -inch diameter is necessary

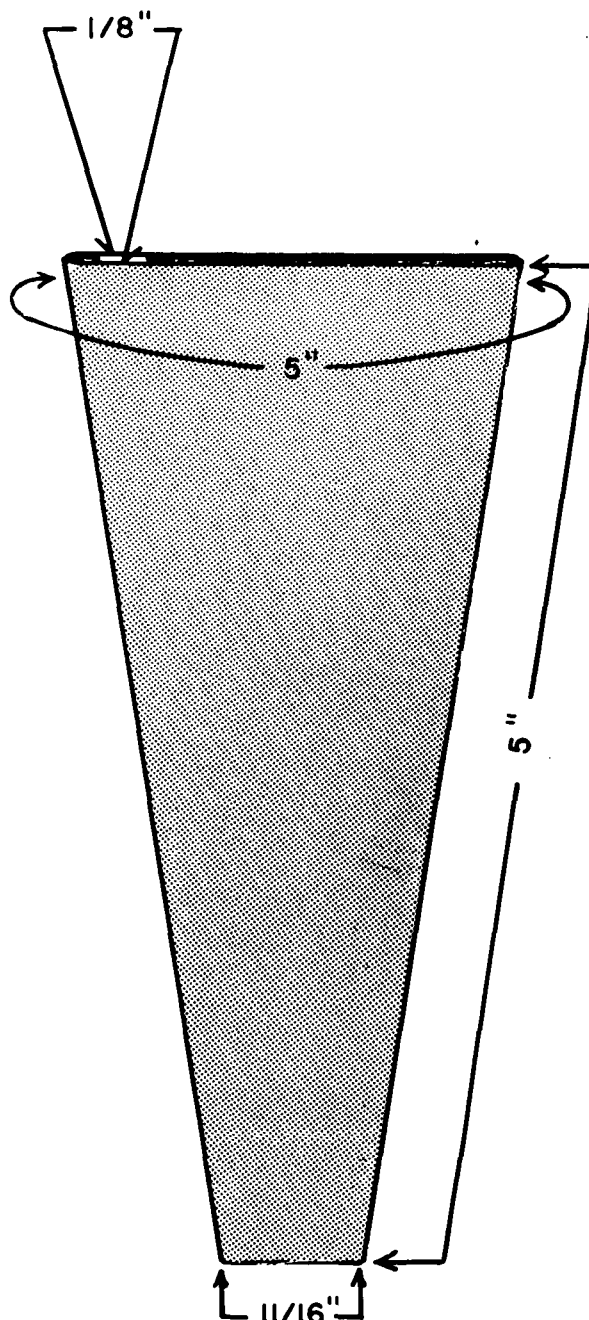


Figure 52. Flat nozzle for 10-pound disperser.

to fill these dispersers with the authorized micropulverized powder form of riot control agents or the inert technical talc powder.

*b. Pressurizing.* Both dispersers may be pressurized to an operating pressure of approximately 90 psi, which is the capacity of the air compressor on a 2½-ton truck. If the situation permits, they may be pressurized by an air pump of the type found in service stations. Usually, though, all that is required is a 2½-ton truck compressor and valve stem adapter because the gauges found on these dispersers indicate exactly how much pressure is contained.

#### 4. Operation

The weight and size of both the 2¾-pound and 10-pound field expedient riot control agent dispersers make them easy to carry and operate. They are most useful when—

*a.* Personnel are wearing or carrying normal items of equipment.

*b.* The filling is being disseminated through the recommended flattened type nozzle with a lateral spraying motion and held near waist level.

*c.* Aimed at the point or front of a mob at the same time baseball type grenades or launched type grenades are thrown or being projected to press the flanks or loosen up the rear of the mob.

*d.* Multiple dispersers are positioned throughout the riot control formation to enhance the psychological effect or to increase the amount of riot control agent concentration.

*e.* Utilized for training, guerrilla warfare, and counterinsurgency operations.

#### 5. Decontamination

*a.* Decontamination of both the 2¾-pound and 10-pound field expedient riot control agent dispersers must be as thorough as that for any of the standard riot control agent dispersers.

*b.* The body of the disperser requires a thorough washing in warm soapy water followed by rinsing with clear water. It is then allowed to air dry.

*c.* The firing assembly should be removed, blown out with compressed air, and wiped clean. It must not be immersed in water because of possible damage to the pressure gauge.

#### 6. Maintenance

Both the 2¾-pound and 10-pound field expedient riot control agent dispersers may be serviced by personnel with very little training or special equipment. Occasionally—

*a.* A small rubber gasket may require replacing.

*b.* The rubber hose on the 10-pound disperser may deteriorate or crack due to extremely hot or cold weather.

*c.* The valve stems may require thorough cleaning.

#### 7. Comparison Data

Tabulated data below compares the TOE type Riot Control Agent Disperser, Portable, M3, to the 2¾-pound and 10-pound field expedient type riot control agent dispersers. All data is approximate.

	2¾ lb	10 lb	M-3
<i>a.</i> Range (in still air) .....	15 ft	40 ft	40 ft
<i>b.</i> Duration of Firing (single bursts) .....	4 sec	8 sec	19 sec
One Short Burst (3-4 seconds) .....	6 sec	13 sec	30 sec
<i>c.</i> Maximum Pressure .....	150 psi	240 psi	2100 psi
<i>d.</i> Maximum Operating Pressure .....	90 psi	90 psi	80 psi
<i>e.</i> Effective Operating Pressure .....	90 psi	90 psi	70 psi
<i>f.</i> Minimum Operating Pressure .....	60 psi	60 psi	65 psi
<i>g.</i> Weight (empty) .....	2 lbs	10 lbs	47 lbs
<i>h.</i> Weight (filled and charged) .....	3 lbs	14 lbs	55 lbs
<i>i.</i> Cloud travel distance (downwind) .....	150 + M	200 + M	200 + M
<i>j.</i> Area Coverage .....	2000 M <sup>2</sup> (150Mx22M)	4500 M <sup>2</sup> (200Mx22M)	4800 <sup>2</sup> (200Mx24M)
<i>k.</i> Time required to fill and pressurize .....	6 min.*	12 min.*	28 min.*

\* Time will vary with training and experience of personnel involved.

*Note.* The above figures (*i-k*) were obtained by firing the disperser with following winds of approximately 10 to 12 mph. Extremes of temperature have no appreciable effect on the operation of the dispersers.

## APPENDIX V

### PROCLAMATIONS AND MESSAGES

#### Section I. PROCLAMATIONS

##### 1. Forms of Proclamations

The forms in the following paragraphs are for guidance only. Wherever time permits, the military commander obtains clearance from higher authority as to the exact language of the proclamation to be issued. Where this procedure is not practicable, extreme care must be taken to insure that "whereas" clauses of the proclamation accurately report prior Presidential action as to the reason for, and the purpose of, the intervention and the order which has been issued by the President to all persons involved.

##### 2. Value of a Military Proclamation

A proclamation is considered an excellent medium to make known to a crowd the intentions of the military commander. In some instances the proclamation makes further action unnecessary. A proclamation puts the population on notice that the situation demands extraordinary military measures, prepares the people to accept military authority, tends to inspire respect from lawless elements and supports law-abiding elements, gives psychological aid to the military forces attempting to restore order, and indicates to all concerned the gravity with which the situation is viewed.

##### 3. Federal Aid to Civil Authorities

In the case of Federal aid to civil authorities, the text of the proclamation may take the following form:

WHEREAS, upon the application of the proper authorities of the State of \_\_\_\_\_, the President of the United States has ordered (here state the nature of the order); and

WHEREAS, the President has also by his Proclamation to that effect, commanded all persons engaged in unlawful and insurrectionary proceedings to disperse and retire peaceably to their respective abodes on or before the hour of \_\_\_\_\_ of the \_\_\_\_\_ day of \_\_\_\_\_, 19\_\_\_\_, and hereafter to abandon said combinations and submit themselves to the laws and constituted authorities of said State; and

WHEREAS, I, \_\_\_\_\_, have by due and proper orders, been directed to operate within the County or Counties of \_\_\_\_\_, State of \_\_\_\_\_, and particularly within an area described as follows, to wit:  
for the purposes aforesaid:

NOW, THEREFORE, I do hereby command all persons to obey the orders of the President of the United States; contained in his Proclamation aforesaid, and, for the purpose of more effectively and speedily, and with less loss of life and property, accomplishing the orders of the President to protect said State and the citizens thereof against domestic violence and to enforce the due execution of the laws of said State, I do further proclaim that within the area particularly above described, the following orders shall be observed and obeyed, to wit:

(Here insert orders.)

I do further proclaim and declare that any person violating the orders of the President aforesaid, or my orders hereinabove appearing, will be apprehended and held by the military authorities for proper disposition; and that acts of force or violence on the part of the civil population will be met with such force necessary to restore order and submission to the constituted authority; and

In order that their lives and their persons may not be endangered, I adjure all people to keep away from all scenes of disorder.

In the name of the President of the United States, I command that you disperse and retire peaceably to your homes.

##### 4. To Enforce Federal Laws and Protect Government Property

a. If the President has directed action to enforce Federal laws and to protect Government property, and a request from State authorities is *not* involved, the text of the commander's proclamation may take the following form:

WHEREAS, by reason of unlawful obstructions, combinations, and assemblages, it has become impracticable in the judgment of the President of the United States to enforce the laws of the United States by the ordinary course of judicial proceedings within \_\_\_\_\_ and particularly within that portion of \_\_\_\_\_ described as follows, to wit:  
and

WHEREAS, the President has also admonished all persons who may be or may come within the areas aforesaid, against aiding, countenancing, encouraging, or taking any part in such unlawful obstructions, combinations, and assemblages, and has warned all persons engaged in or in any way connected with such unlawful obstructions, combinations, and assemblages to disperse and retire peaceably to their respective abodes on or before the hour of \_\_\_\_\_ of the \_\_\_\_\_ of \_\_\_\_\_, 19\_\_\_\_, and has further proclaimed that those who disregard his warning as aforesaid and persist in taking part with a riotous mob in forcibly resisting and obstructing the execution of the laws of the United States, or interfering with the functions of the Government, or destroying or attempting to destroy the property of the United States or property under its protection, cannot be regarded otherwise than as public enemies; and

WHEREAS, I \_\_\_\_\_, have by due and proper orders, been directed to operate within \_\_\_\_\_ and particularly within the area hereinbefore described, for the purpose aforesaid:

NOW, THEREFORE, I do hereby command all persons to obey the orders of the President of the United States and, for the purpose of more effectively and speedily, with less loss of life and property, accomplishing the order of the President to enforce the laws of the United States and to protect Government property, I do further proclaim that within the above prescribed area, the following orders shall be observed and obeyed, to wit:

(Here insert orders and restrictions.)

I do further proclaim and declare that any person violating the orders of the President aforesaid, or my orders hereinabove appearing, will be apprehended and held by the military authorities for proper disposition; and that acts of force or violence on the part of the civil population will be met with such force necessary to restore order and to insure the protection of Government property and submission to the constituted authority; and

In order that their lives and their persons may not be endangered, I adjure all people to keep away from all scenes of disorders.

In the name of the President of the United States, I command that you disperse and retire peaceably to your homes.

b. If the President has directed action to control a civil disturbance, the text of the commander's proclamation may take the following short form:

WHEREAS, public disorders and riots have passed beyond the control of local authorities; and

WHEREAS, public property and private property are threatened by unruly mobs; and

WHEREAS, community activities have been suspended and there is danger to the public health and safety:

NOW, THEREFORE, I, \_\_\_\_\_, United States Army, by virtue of the authority vested in me by the President of the United States and by my powers and prerogatives as Commanding General of the \_\_\_\_\_ Army, do hereby declare that a grave emergency exists in the city of \_\_\_\_\_, and the area bounded as follows:

I hereby command all persons engaged in unlawful and insurrectionary proceedings to disperse and retire peaceably to their respective abodes immediately and abandon all insurrection, domestic violence, and combinations leading thereto.

I further admonish all persons to abstain from any acts which might be injurious to the military forces of the United States.

## **5. Prior to Employment of Federal Military Forces**

Prior to the use of active force, the immediate commander of the troops should make a verbal proclamation similar to the following:

"In the name of the President of the United States I command that you disperse and retire peaceably to your homes."

## **6. Proclamation Issued in a Foreign Country**

If a disturbance occurs in a foreign country and United States military forces are ordered to quell the disturbance, interpreters should be present to assist in issuing the proclamation. During the translation from English into the local language, caution should be exercised so as not to allow loss of force and intent contained in the proclamation. Suggested methods for disseminating the proclamation are by public address systems, leaflets, radio, and television. The text of the proclamation may take the following form:

"In the name of the \_\_\_\_\_ (Senior United States Military Commander), I command that that you disperse and retire peaceably to your homes."

## **Section II. MESSAGES**

### **7. Directive to Subordinate Commander**

The following is one of several forms by which the military commander of the area affected by a civil disturbance may direct what

action should be taken by a subordinate commander in employing military forces in an intervention in the United States.

# HEADQUARTERS ELEVENTH ARMY

Office of the Commanding General  
Fort Gordon, Georgia

(Date) \_\_\_\_\_

SUBJECT: Use of Military Forces in Connection with Civil Disturbance  
at \_\_\_\_\_

TO: Commanding General  
\_\_\_\_\_  
\_\_\_\_\_

1. The President of the United States has issued a proclamation commanding all persons engaging in the unlawful insurrection and public disorders now existing in the City of \_\_\_\_\_, State of \_\_\_\_\_, to disperse and retire peaceably to their respective abodes immediately, and hereafter abandon said insurrection, domestic violence, and combinations leading thereto. The President has directed the use of such United States military forces as may be necessary to enforce it. Inclosed is a copy of the proclamation and a copy of a letter on the subject addressed to the Governor of the State of \_\_\_\_\_.

2. In accordance with and by authority of the aforementioned proclamation and instructions, you will employ the forces now under your command for the purpose of restoring peace in the areas involved and otherwise to assist the local authorities to restore such order.

3. Your primary mission is to suppress domestic violence and to establish and maintain order in the disturbed areas. Upon the arrival of your troops at the scene of any disturbance, you will make such display of force as is practicable. This alone may have the effect of accomplishing everything desired. Should it prove ineffective, strive to ascertain the leaders in this disturbance and to convince them of the futility of further activities. This may secure their cooperation in ending the disturbances without bloodshed. You will cooperate closely with the City, State, and Federal authorities throughout. Although you are in command and subject to no authority but that of your military superiors, close cooperation with local authorities is specifically enjoined upon you, unless and until such cooperation interferes with the accomplishment of your mission.

4. In the event the rioters fail to obey the President's proclamation and your orders, then you are both authorized and directed to proceed immediately against the rioters in such a way as will most promptly and effectively put an end to the disorders and restore law and order.

5. The measure of your authority is what necessity dictates. Civil functions and procedures should not be displaced or interfered with when they can successfully be employed. Persons apprehended should ordinarily be turned over to the proper civil authorities as soon as practicable but should be held in military custody as long as necessary to accomplish your mission. Should a writ of habeas corpus issue from a Federal court, you will obey the writ, produce the prisoner, and state in full the reason for restraint. Should a writ of habeas corpus issue from a State court, you will not obey the writ but will make a respectful return stating that the prisoner is held by authority of the United States. This matter is discussed in the Manual for Courts-Martial, United States, 1951 in which appropriate forms of return are set forth. You will report promptly to Headquarters, Eleventh Army, the service of such writs upon and action taken by you.

6. You will keep this headquarters advised as to the situation and particularly as to any unusual developments.

(Signed) \_\_\_\_\_

2 Incl

(Typed) \_\_\_\_\_

1. Proclamation
2. Copy letter

Lieutenant General, USA  
Commanding

## 8. Letter to Local Official

The following is a model form letter for use by the military commander of an area affected

by a civil disturbance advising a local official that military intervention will be undertaken:

HEADQUARTERS ELEVENTH ARMY  
Office of the Commanding General  
Fort Gordon, Georgia

(Date)

Honorable \_\_\_\_\_  
District Attorney \_\_\_\_\_  
\_\_\_\_\_ District of \_\_\_\_\_

Dear Mr. \_\_\_\_\_:

Attached hereto is a copy of a proclamation by the President which was issued in response to a request from the Governor of the State of \_\_\_\_\_ and pursuant to Title 10, United States Code, sections 331 and 334, commanding all persons engaged in the unlawful insurrection and public disorders now existing in the City of \_\_\_\_\_, State of \_\_\_\_\_, to disperse and retire peaceably to their respective abodes immediately, and hereafter to abandon all such combinations leading thereto and to submit themselves to the laws and constituted authority of the State of \_\_\_\_\_.

General \_\_\_\_\_ has been instructed to employ troops under his command. His headquarters is at \_\_\_\_\_, and he and I, or members of my staff, will be pleased to confer with you so that we may have the benefit of your counsel concerning the situation.

If and when it becomes necessary, all civilians violating Federal and State laws will be apprehended by the military forces under the command of General \_\_\_\_\_ and turned over to the proper civil authorities. Civilians so apprehended in your district will be delivered into the custody of the United States Marshal with a view to their prosecution. This subject is brought to your attention in order that you may make proper provision for the disposition of such persons and so relieve the military forces of custody as soon as possible.

Sincerely yours,

(Signed) \_\_\_\_\_  
(Typed) \_\_\_\_\_

1 Incl  
Proclamation

Lieutenant General, USA  
Commanding

## 9. Prepared Messages To Be Delivered to Rioters Over Public Address Systems

When Federal military forces are ordered to quell a civil disturbance, the commander of the unit at the scene of the disturbance may direct that a proclamation be issued over public address systems. The force of the words used in the proclamation should be gauged to the composition of the crowd. If the crowd is composed of a group of usually law-abiding citizens but who are presently assembled to show their disagreement with an existing situation, the proclamation would require less force. On the other hand, if the crowd is composed of a vicious group of rioters, the proclamation would require more force. The text of the announcements may take the following form:

### INITIAL ANNOUNCEMENT

"ATTENTION! ATTENTION!

"Leave this area at once! We have every means with which to disperse you. We do not wish to cause bloodshed, but we will tolerate no more of this unlawful

behavior. Leave this area or we will drive you out with force!

(Indicate method, streets to be used, and direction crowd is to disperse.)

Leave at once!

"DISPERSE AND RETIRE PEACEABLY!

"DISPERSE AND RETIRE PEACEABLY!"

Local Language Translation (if required)

(The force and intent of the message must not be lost by translation)

### PSYCHOLOGICAL ANNOUNCEMENT

"Return to your homes! Someone may be looting them at this moment! During a disturbance the criminal element is at its highest peak. Your property or your family may be in danger!"

(Indicate method, streets to be used, and direction crowd is to disperse.)

Local Language Translation (if required)

(The force and intent of the message  
must not be lost by translation)

---

**EMPLOYMENT OF TROOPS**

**"ATTENTION! ATTENTION!"**

"Troops are present in this area. They are preparing to advance against you. Disperse peaceably and leave this area. We are determined to maintain order. To avoid injury leave at once."

---

(Indicate method, streets to be used, and direction

---

crowd is to disperse.)

**"DISPERSE NOW AND AVOID POSSIBLE  
INJURY!"**

**"DISPERSE NOW AND AVOID POSSIBLE  
INJURY!"**

**Repeat until troops are committed. When  
troops are committed use the following:**

"Troops are advancing now. They will not stop until the crowd is dispersed and order is restored. To avoid injuries leave the area at once. Return to your homes as peaceful citizens. Troops have their orders and they will not stop until the crowd is dispersed. Do not get hurt. Leave the area."

---

**Local Language Translation (if required)**  
**(The force and intent of the message  
must not be lost by translation)**

---

**PRESENCE OF CHILDREN**

(To be used in conjunction with other announcements.)  
**"ATTENTION! ATTENTION!"**

"We warn you! Do not attempt to cause further disturbance. Disperse now in an orderly manner. We do not wish to injure children but you cannot continue this disorder! Return at once to your own area."

---

**Local Language Translation (if required)**

**(The force and intent of the message  
must not be lost by translation)**

---

**TROOPS OPEN FIRE**

**"ATTENTION! ATTENTION!"**

"Disperse or the troops will open fire. We are taking this step only because you have left us no alternative. We are pledged to maintain law and order and we have tried all other means to stop this disorder. Disperse and return to your homes. To avoid being injured leave at once."

---

(Indicate method, streets to be used, and direction

---

crowd is to disperse.)

---

**Local Language Translation (if required)**  
**(The force and intent of the message  
must not be lost by translation)**

---

## APPENDIX VI

### SAMPLE OPERATION PLAN FOR CIVIL DISTURBANCE MISSION

---

#### 1. General Situation

a. The city of Parkville is an industrial city with a population of 150,000. Several industrial plants are of significance in the event of a national emergency. Parkville is an important communications center with a particularly good rail and highway system.

b. A part of the population consists of itinerant workers attracted to the city by high wages paid by industry. The only military personnel in the city are those few assigned to such duties as recruiting and serving as advisers and instructors with civilian components. There is a definite feeling of unrest among the civilian element and sporadic strikes have occurred.

c. A subversive organization is fostering the unrest and riotous activity, is breeding discontent, and is advocating violence to accomplish its objectives.

d. The Beta plant is working under Government contract to supply certain high priority nuclear components which are essential to enable the United States to maintain a leading role in the nuclear field. The plant must maintain maximum production to insure timely delivery of these vital components to the armed forces.

e. Several special mass meetings called by members of the subversive organization have

resulted in violence and an increase in tension, bordering on possible wholesale acts of violence directed toward the management of the Beta plant. Intelligence sources indicate that the next meeting will be held at 1000 hours, 15 March 1964, and an all-out effort designed to assume temporary control of the plant for the purpose of destroying certain critical tooling machinery will be attempted. Such destruction would result in prolonged interruption of production. Approximately 8,000 rioters, armed with miscellaneous weapons, are expected to participate. State and local police have barely been able to control the situation to date. Several casualties have resulted during the most recent demonstration.

f. Based upon the serious nature of the situation, civilian officials have requested assistance through appropriate channels in suppressing this civil disturbance. Commanding General, Eleventh Army, has been directed to provide necessary support. The 595th Military Police Battalion with attached units was alerted and moved to a bivouac area in the vicinity of the city. The battalion commander aware of the current situation has provided for necessary reconnaissance of the area and for obtaining intelligence and has prepared an operation plan (para. 2 on following page).

## 2. Sample Operation Plan

Copy No. 1  
595th MP Bn  
Parkville, Junta  
141600 Mar 1964  
CX 324

Operation Plan 2

Map: City of Parkville, 1:5,000, Foxbury-Newberg

### 1. SITUATION

a. Enemy forces. Annex A, Intelligence.

b. Friendly forces.

- (1) Commanding General, Eleventh U. S. Army, has been directed to restore law and order in the city of Parkville. Civilian agencies will be utilized in accordance with provisions of agreements between military and national officials.
- (2) Civilian forces continue present security mission pending commitment of 595th MP Bn.
- (3) Annex B, Operation Overlay.

c. Attachments and detachments. The following units attached effective 141800 Mar 1964:

- (1) 536th MP Co.
- (2) Co B (-), 55th Trans Trk Bn.
- (3) Co C, 201st Armd Cavalry Bn.
- (4) Det, 311th Chem Bn.

d. Assumptions.

- (1) Rioters will attempt to assume control of Beta plant by force.
- (2) Rioting element will consist of approximately 8,000 rioters.

### 2. MISSION.

On order, Bn will disperse mob to the west; prevent reassembly, relieve civilian forces; restore law and order.

### 3. EXECUTION.

a. Concept of operation.

- (1) Maneuver. This operation involves the commitment of a military police battalion with attached supporting elements in a normal riot control role. Co A will disperse the mob; Co B will initially provide security for Co A in the area immediately surrounding the plant and establish road blocks to channel rioters west; Co C will channelize the rioters along designated routes from the plant area to the ultimate dispersal area; 536th MP Co, and Co C (-), 201st Armd Cav Bn will constitute the Bn reserve. The rioters will be dispersed without delay. Maximum advantage will be taken of surprise. Phases of the Op:

(Classification)

- (a) Phase 1. Show of force—delivery of proclamation; maximum use of armored vehicles, cameras and other psychological measures.
- (b) Phase 2. Employment of water and riot control agents.
- (c) Phase 3. Advance in riot control formation.
- (d) Phase 4. Reinforcement of patrols to prevent reassembly.
- (e) Phase 5. Withdrawal of units.

(2) Fire and other support.

- (a) Fire. Crew-served weapons and employment of full firepower will be utilized as a last resort.
- (b) Air. Maximum usage of aircraft for riot control agent dispersal, observation, reconnaissance and distribution of instructions.
- (c) Chemical. Riot control agents will be employed in accordance with SOP. Priority initially to Co A. Det 311th Chem Bn will be employed under Bn control.
- (d) Armor. Armored vehicles will be utilized as required. Priority to Co A and B during phases 1 and 3. Maximum use by all units during phase 4 for reinforcement of patrols and screening of flanks.

b. Co A.

Atch: 1st Plat, Co C, 201st Armd Cav.

- (1) Disperse the mob vic of BETA PLANT, forcing its members west to low income housing area.
- (2) Make a show of force in line formation between the north plant fence and GEIER Blvd to the east of the mob.
- (3) Coordinate security of immediate plant area with Co B.
- (4) Coordinate dispersals of rioters and their movement with Co B and C.
- (5) Provide security for the Bn commander while proclamation is being delivered.
- (6) Be prepared to utilize attached Bn riot control agent disperser team, if required.

c. Co B.

Atch: 2d Plat, Co C, 201st Armd Cav.

- (1) Provide security for Co A while it is dismounting and organizing.
- (2) Make coordinated show of force with Co A by forming security forces in line formation behind the north plant fence.
- (3) Establish road blocks at these locations:
  - (a) Extending from intersection of LISTER Ave and GRAY St east to plant fence.
  - (b) SHOP Ave north of DINER St and on DINER St east of SHOP Ave.

(c) OPERA Ave north of MILLER St and on NORTH BEND St north of MILLER St.

- (4) Secure the plant area prior to and after removal of the riotous element.
- (5) Relieve civilian security agencies within the plant area.

d. Co C.

- (1) Channel rioters into low income housing area by establishing road blocks along MILLER St, GEIER Blvd, and GRAY St between the plant and 1st Ave.
- (2) Augment security forces guarding utilities area at PARK Ave and GEIER Blvd while rioters are being moved through that area.
- (3) Assist Co A, within capabilities, in maintaining uninterrupted movement of rioters toward the dispersal area.
- (4) Coordinate establishment of road blocks on MILLER St and GEIER Blvd with Co B.

e. 536th MP Co. Bn reserve.

f. Co C (-), 201st Armd Cav. Bn reserve.

g. Co B (-), 55th Tran Trk Bn. Provide transportation as directed.

h. Det, 311th Chem Bn. Provides smoke and riot control agent support to supplement the organic Bn riot control agent disperser team. Priority initially to Co A.

i. State troops. Upon relief assemble vic Bn CP. Prepare to execute special security missions in support of operation.

j. Civilian police.

- (1) Upon relief, assemble vic Bn CP. Prepare to resume normal mission.
- (2) Accept custody of prisoners from all units for detention pending disposition.

k. Bn Res.

- (1) 536th MP Co.
- (2) Co C (-), 201st Armd Cav.

l. Coordinating instructions.

- (1) Movement forward from present bivouac area for reconnaissance and other purposes limited to essential vehicles prior to implementation of this plan. Maximum use of aircraft for reconnaissance.
- (2) Clips on magazines will be inserted in individual weapons but rounds of ammunition will not be put into chambers. Crew-served weapons will be half-loaded.
- (3) Employment of high and low trajectory streams of water will be utilized to the maximum.
- (4) Ringleaders will be evacuated to Bn headquarters for interrogation.
- (5) Full firepower will be used only in extreme emergencies where all other measures fail.

- (6) LISTER Ave, PLUM Ave, and PARK Ave are designated as phase lines. Report arrival at each phase line.
- (7) Priority of routes to Co A and Co B.
- (8) Units provide security during assembly and movement.
- (9) All units coordinate operations with civilian forces.
- (10) Specific order for information.
  - (a) What is the general plan of attack, to include objectives?
  - (b) Who are the leaders of the rioting element?
  - (c) Are local citizens sympathetic to the rioters?
  - (d) When and where will the rioters attack and in what force?
  - (e) Will rioters employ automatic weapons and explosives?
- (11) Units select and report detrucking points.
- (12) Bn SOP pertaining to riot control applies.
- (13) Annex C, Movement Plan.
- (14) This plan effective for planning on receipt; for execution on Bn order (approximately 151000 Mar 1964).

4. ADMINISTRATION AND LOGISTICS.

Administrative Order 1.

5. COMMAND AND SIGNAL.

a. Annex D, Signal Index 3, SOI.

b. Command posts. Bn remains at bivouac area; companies report locations.

Acknowledge.

JONES  
Lt Col

Annexes: A—Intelligence (omitted)  
B—Operation Overlay (omitted)  
C—Movement Plan (omitted)  
D—Signal (omitted)

Distribution: A  
536th MP Co  
Co C, 201st Armd Cav  
Co B, (-), 55th Trans Trk Bn  
Det, 311th Chem Bn

OFFICIAL:

/s/Williams  
WILLIAMS  
S3

(Classification)

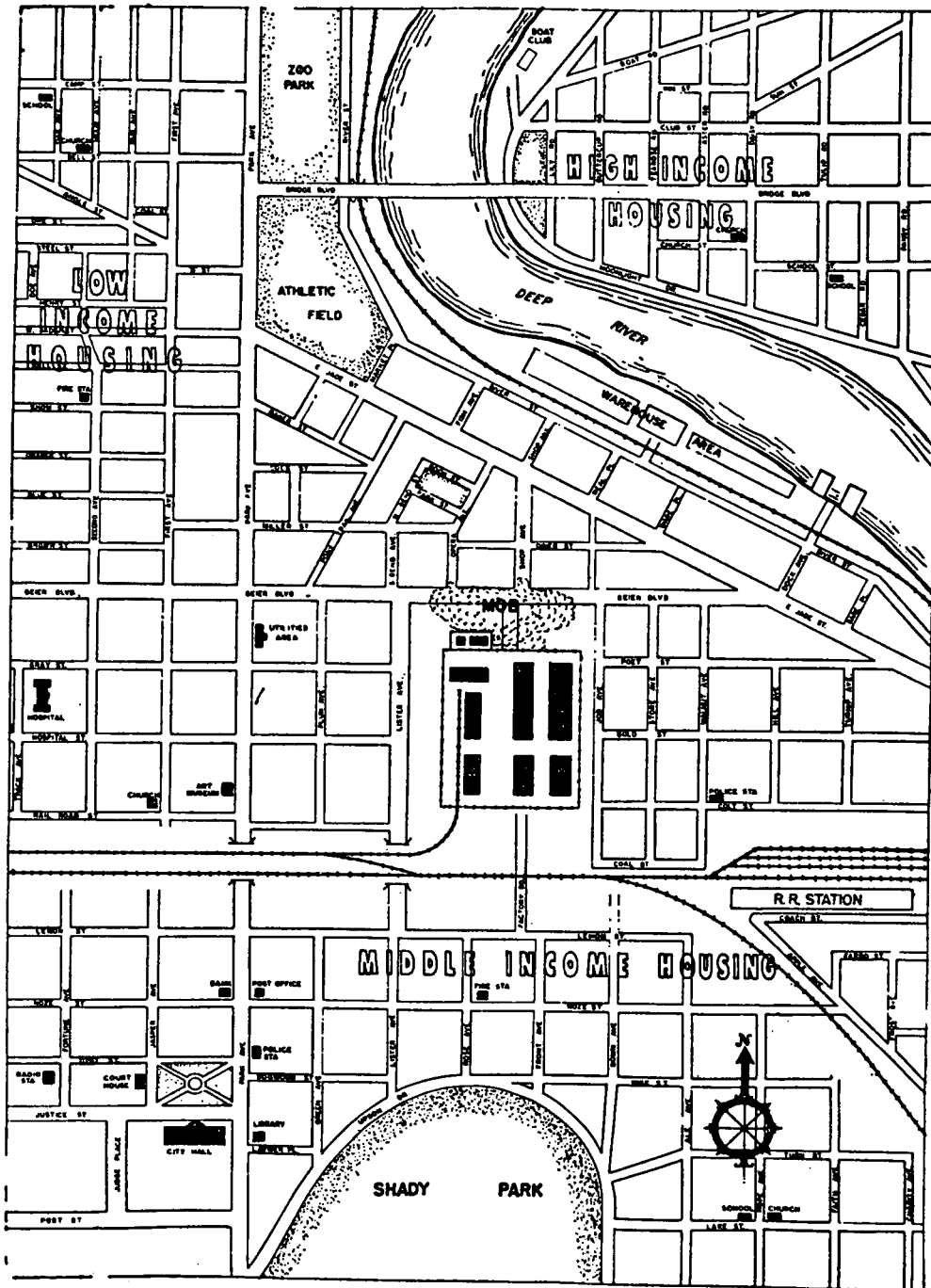


Figure 53. City map.

(Classification)

## APPENDIX VII

### MARTIAL LAW

---

#### Section I. INTRODUCTION

##### 1. Purpose

In the event of an extreme emergency resulting from the exertion of force by a belligerent nation or body of insurrectionists or natural disaster extraordinary in nature within domestic territory which action requires the immediate application of military force to insure national defense, it is contemplated that the Army will administer martial law in the affected areas. This appendix will be used as a guide for the administration of martial law.

##### 2. Basic Authorities

a. Article I of the United States Constitution empowers Congress to declare war and to raise and support armies.

b. Article II of the United States Constitution provides that the executive power is vested in the President and that he is the Commander in Chief of the Armed Forces. The President is further enjoined to take care that the laws be faithfully executed.

##### 3. Definitions

a. *Martial Law*. Martial law is the exercise of the military power which resides in the Executive Branch of the Government to preserve order, and insure the public safety in domestic territory in time of emergency, when civil governmental agencies are unable to function or their functioning would itself threaten the public safety (AR 500-50). Usually, *Federal* martial law is proclaimed upon and by express direction of the President, except that in circumstances involving an extreme emergency

commanders of troops may make the decision to impose martial law in accordance with the provisions of AR 500-50.

b. *Domestic Territory*. Domestic territory is that area occupied by a friendly, nonbelligerent populace entitled to the protection of the United States Constitution.

c. *Necessity*. Necessity, as used in the field of martial law, indicates a compelling need for the application of military force to repel or contend with the results of force exerted by action of a belligerent or insurgent.

d. *Writ of Habeas Corpus*. The Writ of Habeas Corpus is a writ issued by a civil court upon proper cause to inquire into the legality of any restraint upon the liberty of a person (MCM 1951, para. 214).

e. *Military Commander*. Military commander as used in this appendix refers to the military authority who has been designated as the individual responsible for exercising immediate martial law powers. The term military commander also applies to commanders of troops who acting without prior authorization from higher authority declare martial law (AR 500-50).

f. *Martial Law Tribunals*. Martial law tribunals (military commissions and provost courts) are courts employed by the military commander to punish violators of martial law proclamations, orders, rules, and regulations, and in addition thereto to punish violators of Federal civil and local laws, when civil courts are not open and functioning.

#### Section II. DECLARATION OF MARTIAL LAW

##### 4. General

Martial law declared because of a disastrous enemy attack would require the exercise of control by the military of the civil population

within the area not only to restore law and order but also to provide for the relief and rehabilitation of the people, the resumption of industrial production, restoration of a shat-

tered economy, the protection of life and property, the control of evacuation and traffic, and the prevention of sabotage and other crimes.

## 5. Nature of Martial Law

*a. Basic Concepts.* Fundamentally, martial law is the right of the public to defend itself. When the ordinary civil authorities are inadequate or inappropriate to resist or subdue a public danger, additional force, military in nature, may be applied. Martial law depends for its justification upon public necessity. Necessity gives rise to its creation, necessity justifies its exercise, and necessity limits its duration; consequently, the extent of the military force used and measures taken depend upon the extent of the disturbance. When dealing with an invasion or enemy attack or a major calamity, the force to be applied and the means used will be proportionately greater than when dealing with a small local riot.

*b. Distinguished from Military Law.* Generally, martial law is to be distinguished from military law in that martial law is temporary government by military forces over civilians in domestic territory, while military law is the jurisdiction exercised by military forces over their own members to promote good order and discipline. Confusion of the two is to be avoided.

*c. Distinguished from Military Government.* Generally, military government concerns itself with military control of foreign territory, while martial law concerns itself with military control of domestic territory. When the Army assumes control over civilians in domestic territory under proclaimed martial law, it is limited with respect to the measures taken against the civilians by the Constitution as well as the limits that may be set forth in the declaration of martial law; on the other hand, military government operations over civilians in foreign territory are not limited by these factors.

*d. Relation to the Suspension of the Privilege of Writ of Habeas Corpus.* One of the fundamental guarantees of personal liberty under the Constitution is the privilege of writ of habeas corpus which assures that a detained person can secure a judicial inquiry into the reasons for his detention, and if insufficient cause is found to exist, he will regain his free-

dom. It is a civil court remedy for unlawful restraint of liberty. If the privilege of writ of habeas corpus is suspended during a period of martial law, the liberty of civilians is placed in the hands of the military authorities rather than the courts. When the privilege of the writ is properly suspended, temporarily at least, no judicial inquiry can be held as to the lawfulness of a restraint or detention imposed upon a person pursuant to martial law. As the terms martial law and suspension of the writ are not synonymous in meaning and suspension of the writ is only one of the measures that may, if properly authorized, be employed in the use of martial law, martial law may be proclaimed without the suspension of the writ.

*e. Relation to a State of War or Insurrection.* Martial law may be used during either an insurrection or a war, but the imposition of martial law does not in itself create either a state of war or a state of insurrection.

## 6. Authority to Declare Martial Law

*a. Constitutional Basis.* Under the authorities cited in paragraph 2 of this appendix, war powers and the exercise thereof are vested in either Congress or the President. The national war power of the President and Congress acting together is the power to wage war including the imposition of martial law.

*b. Authority of Congress and President.* Since speed would be of the essence in the event of a domestic emergency as visualized in an atomic or thermonuclear war, the President in all probability would make the initial declaration with perhaps a later declaration by the Congress. The President's power to declare martial law is implied from the war powers and from other constitutional powers. Furthermore, he is directed to see that the laws are faithfully executed, and he is sworn to protect, preserve, and defend the Constitution.

## 7. Occasion for the Declaration of Martial Law

*a. Necessity.* Only those things dictated by necessity, *not expedience*, are justified in a martial law situation. The fact that martial law must be tailored to the necessity, its scope modified to meet the needs, its extent qualified for adjustment to the circumstances, strengthens its value as part of the law of the land and an important part in this nuclear era.

**Martial law** is *qualified* in the sense that its scope and extent are limited by the scope and extent of the necessity calling it forth and by the terms and limitations of the proclamation declaring martial law. In the event of an atomic or thermonuclear attack on the United States, immediate action will be necessary. If it becomes necessary to place the civilian population under military control in order that the operations of the armed forces may proceed unhampered, not only does that action lie within the constitutional power of the Government, but it becomes a constitutional duty.

*b. Action of the President.* After receiving information which indicates a necessity for the imposition of martial law, the President may declare martial law in the areas of the country affected. The President will at such time determine those subordinate officials who will be given the task of determining the detailed martial law measures made necessary by the emergency.

*c. Action by Commander of Troops.* Ordinarily, martial law will be proclaimed only by express direction of the President. However, the decision to impose martial law may be made by the local commander on the spot in the event that an extreme emergency requires immediate action and time and available facilities do not permit obtaining prior approval from higher authority (AR 500-50). In a situation where the emergency and time permit, if the commander considers it necessary that martial law be invoked, he will immediately forward such recommendation with a summary of necessary facts to the Commanding General of the appropriate ZI army. The ZI army commander will then forward his recommendation to the Department of the Army, through Commanding General, USCONARC. Pending the receipt of instructions from the Department of the Army, the commander of troops may take such action under AR 500-50 as the circumstances of the case reasonably justify. Such action should be prompt and vigorous and designed for the preservation of order and the protection of life and property.

*d. Relations with Civilians.* The military commander will cooperate to the fullest possible extent with Federal, State, and local authorities unless such cooperation interferes with the accomplishment of his mission. The

population will be informed of the rules of conduct and other restrictive measures to be enforced by the military. Persons who are not normally subject to military jurisdiction and who are taken into custody by the military will be turned over as soon as possible to civil authorities. Federal troops ordinarily will be required to exercise the police powers previously in operation in the affected areas, restore and maintain order, maintain the essential mechanics of distribution, transportation, and communication, and inaugurate necessary relief measures. Powers under martial law will be exercised by direction of the President.

## **8: Measures That Can Be Taken**

*a. Purpose.* The immediate specific purpose of martial law is to restore order so that the normal functioning of the civil authorities can be reestablished. Beyond that point martial law has no legal justification. Except as is needed to insure the continuance of necessary function, martial law does not intend to replace civil administration. Inherent within this purpose is the ultimate subordination of the military to the civil authority.

*b. Temporary Military Rule.* Once martial law has been declared, the military commander will assume the position of supreme governmental authority over the civilian populace within his area of control to the extent covered in the declaration of martial law. He will immediately publish a proclamation to this effect. Rules and regulations imposing controls and restrictions will be published immediately by general orders. Police powers throughout the district will be assumed by the military commander. Where the civil courts are closed or unable to function effectively, the military commander will assume their functions by employment of martial law tribunals. Civilian violators may be detained when considered necessary as a preventive measure. Such violators will be turned over to the civil authorities for trial unless the civil courts are closed or unable to function effectively. The military commander will not suppress the functioning of civil courts where such courts are open and capable of functioning nor will he attempt to suspend or resist the privilege of the writ of habeas corpus. The privilege of writ of habeas corpus will be suspended only by act of Congress or order of the President.

*c. Private Property.* In cases of extreme emergencies in time of war or insurrection, the military commander has the authority to seize, appropriate, or impress private property into the public service without going through formal condemnation proceedings (para. 12a, below).

*d. Regulation of Security Matters.* The military commander should not hesitate to impose security restrictions, such as the establishment of curfews and blackouts, movement of people, occupation by military forces of places deemed of strategic importance, and temporary detention of suspected individuals.

### Section III. ENFORCEMENT OF MARTIAL LAW

#### 9. General

The administration and enforcement of martial law are primary responsibilities of the military as directed by higher commands. Only those acts authorized by the declaration and compelled by necessity will be justified. The constitutional rights of a citizen of the United States will be constantly recognized and protected. A military commander should never lose sight of the limits set forth in the proclamation of martial law. The measures a military commander takes to carry out his orders, subject to such limits, will be dictated by necessity.

#### 10. Functions of Civil Courts

*a. Enforcement by Federal Courts.* Where the civil courts are open and functioning and martial law is in effect, the question as to the means of punishing civilian violators of the edicts of the military commander will arise. Under civilian law, it is normally no offense for a civilian to refuse to obey a military order. This jurisdictional problem was recognized during the second World War, and in order to back up the authority of the military commanders on the West Coast, Congress passed a statute imposing a fine of up to \$5,000 or imprisonment for not more than one year, or both, for a violation of military orders in any area prescribed by the President, the Secretary of the Army, or any military commander designated by the Secretary of the Army as a military area or military zone commander (18 U. S. C. 1383). Violators were tried in the Federal district courts. This statute is still in effect, and should martial law be declared throughout the United States, broader legislation of this sort might be enacted by Congress. In any event, the law as it now exists provides the machinery for eventual punishment of civilian violators of martial law rules and regula-

tions in the Federal courts where trial by a martial law tribunal could not be effected.

*b. Assumption.* If the attack of an enemy is so devastating that civil courts are closed or unable to function properly (for example, if they are unable by ordinary legal process to preserve order, punish offenders, and compel obedience to the laws), the military commander would be justified in establishing a system of martial law courts to preserve order and to punish offenders. Such military courts should be maintained only so long as the need for them exists. The civil courts will not be suppressed once they are again open and capable of functioning.

*c. Suppression.* Only an extreme emergency and dire necessity will warrant suppression of the civil courts. In the absence of such extreme conditions, the military commander will not replace open and functioning civil courts with martial law courts.

*d. Release of Violators to Civil Authorities.* Although the civil courts are open and functioning and the privilege of the writ of habeas corpus has not been suspended, the military authorities may legally detain civilian violators of martial law. The period and type of detention will be only that which is necessary to insure efficient military operations under the circumstances. Such civilians will be released to the civil authorities for punitive action as soon as conditions permit.

#### 11. Interference with the Person

*a. Suspension of the Privilege of Writ of Habeas Corpus.* The privilege of writ of habeas corpus may be suspended in cases of rebellion or invasion when the public safety requires it. Such suspension will be by act of Congress or order of the President. In the absence of an act of Congress or proclamation of the President

suspending the privilege of writ of habeas corpus, a military commander will obey writs issued by Federal courts unless he is confronted with an extreme situation making it impossible for him to do so in view of his military duty and mission.

- (1) The military commander will avoid friction with the courts when served with a writ of habeas corpus. He will make every attempt to find a path that may be taken which will not harm military operations and yet will allow the courts to perform their duties. However, a writ of habeas corpus issued by a judge of a State court will not be honored if the person seeking the writ is being held under the authority or claim and color of the authority of the United States.
- (2) In any event, if a member of the Armed Forces is served with process, whether issued by a Federal or State court, seeking the release of a person in his custody, he will comply with paragraphs 215 and 217 of the *Manual for Courts-Martial, United States, 1951*, requiring an expeditious report of the matter to his superior authority. The hearing or inquiry called for under the writ is not one on the merits of the case but rather to determine whether there are sufficient legal grounds for the restraint.

*b. Preventive Detention.* In the event of an enemy attack or insurrection the military commander will be authorized to arrest and detain rioters, looters, or other troublemakers among the civil populace. This preventive measure will be used only as necessary to restore law and order. The prisoner ordinarily will either be released when order is restored or turned over to the civil authorities for trial.

## **12. Seizure of Private Property**

*a. General.* Occasions will arise in cases of extreme necessity in time of war or insurrection in which private property may be impressed into the public service, or may be seized or appropriated to the public use, without going through formal condemnation proceedings. The necessity must be imperative and

immediate, as in the case of seizure of property needed to construct defense against an impending attack or of food and medicine which are urgently required. If such occasion should arise, an itemized receipt for the seized property should be made in duplicate. In time, the Government will ordinarily make full compensation for the property taken.

*b. Industrial Disputes.* After a devastating atomic or thermonuclear attack, it will be of the utmost importance that the nation's industrial capability be harnessed to provide needed war materials. In the event of a labor dispute which hampers such production, it may become necessary for the President to order the seizure of the industrial facility affected. The military commander will, in the event of such labor dispute, immediately make the facts known to the commander of the appropriate ZI army for report and recommendation to Department of the Army. The industrial facility involved will not be seized by the military unless and until the President has ordered such action.

## **13. Liability for Martial Law Acts**

*a. General.* Although there is the possibility of civil suits or criminal prosecutions for martial law acts, during or after the acts have taken place, the determination of a liability, if any, is not based on a so-called position that such a potential liability is simply one of the risks of the business. Present Federal law provides that if a civil or criminal prosecution is begun in a State court against a member of the Armed Forces for an act done in execution of his duties, the action may be removed to a Federal district court for trial. In addition, there are possibilities of indemnity by private act of Congress and of presidential pardon. To assist in avoidance of liability, members of the Armed Forces should follow the principal of using only such measures and force as are reasonable demanded by necessity. To assist in successfully defending against such litigation that might arise, members of the Armed Forces should make and keep a full record of information concerning the necessity which gave rise to the particular martial law action.

*b. Civil Liability.* It is imperative that Army personnel be aware of the possibility that liability to pay damages by judgment of a civil court may result from unauthorized or

improper martial law acts in giving or carrying out an order. Generally, the person giving an order will be held liable only if he has acted contrary to his orders or has manifestly abused his discretion. A member of the Armed Forces will not be liable for injuries to another caused by his acts under martial law if such acts were done in good faith and were reasonably necessary for the execution of a command issued by a superior, provided that the com-

mand either is lawful or, if unlawful, is not so obviously unlawful that its illegality is easily recognizable by any reasonable man.

*c. Criminal Liability.* The rules of criminal liability of superior and subordinate are much the same as those applying to civil liability. Generally, however, only those acts which constitute a reckless or malicious use of unnecessary force will subject a person acting under martial law to criminal liability.

## Section IV. MARTIAL LAW TRIBUNALS

### 14. General

In a situation where the Army is properly called upon in a domestic emergency, the last and most extreme step should be the setting up of military tribunals to try offenders. This step is not an inevitable incident of the resort to military aid in support of the civil power; however, it should be taken if necessity requires. Nevertheless, under the authority of martial law when properly invoked, situations may arise in which the trial of civilians by military tribunals would be proper. Martial law tribunals are but instrumentalities for the efficient execution of the war powers, and their authority rests on the same basis as does martial law itself.

### 15. Types of Martial Law Tribunals

Martial law tribunals consist of two types: military commissions and provost courts. These tribunals are not to be confused with courts-martial which enforce military law within the Armed Forces. Although courts-martial and their procedures are authorized and prescribed by statute, the authority for establishing military commissions or provost courts may be merely an order of a competent military commander.

*a. Military Commission.* Serious offenses are tried by a military commission which is normally composed of commissioned officers in the military service. The composition and procedures of a military commission closely resemble those of a general court-martial which may be used as a guide.

*b. Provost Court.* Minor offenses are brought

before a provost court, which is generally composed of only one member and has limited, punitive jurisdiction similar to a police court in civil government.

### 16. Rules of Operation

In general, trial procedures and the broad framework of the rules set forth for courts-martial are followed by martial law tribunals so far as possible and practicable. In this connection, martial law tribunals are bound by the rules governing trials by courts-martial only if competent higher authority has not prescribed other rules. A difference may be noted that in the case of a trial by general courts-martial, specified procedural matters, being statutory, are mandatory so that their omission could nullify the trial, whereas, in the case of a military commission, any such deviation would not necessarily have that effect, except where provisions of the Uniform Code of Military Justice are specifically applicable to military commissions.

*a. Law Applied.* Where civilian violators of Executive rules and regulations, including edicts of the military commander, may be punished in the Federal courts as violators of Federal law (para. 10a this appendix), and such courts are open and functioning, then a martial law tribunal is without jurisdiction. There is no separate *statutory* code setting forth the law to be enforced by martial law courts.

*b. Trial and Review Procedure.* See example 1 in section V below.

## Section V. DETAILS OF ADMINISTRATION

### 17. General

In the event martial law is proclaimed, numerous problems of command and administration peculiar to a particular martial law situation will arise. Although the ultimate direction of the actions taken will be dependent upon the exact wording of a Presidential proclamation and the instructions that will be issued by the Commanding General, USCON-ARC, the contemplated details of administration as set forth in this section should assist the military commander in the accomplishment of his mission by throwing a practical light on the actual mechanics of administering martial law.

### 18. Proclamations

The proclamation of martial law is not absolutely necessary to validate measures taken under martial law. The proclamation must be regarded as a statement of an existing fact, rather than the legal creation of that fact. However, the formal proclamation has the practical value of putting the public on notice that the situation demands extraordinary military measures and restrictions broader than those ordinarily enforced by the civil authorities, and it tends to prepare the civilian population to accept military authority as their temporary government as necessity may require in the area concerned.

### 19. Organization for Martial Law

*a. Staff Structure.* After the military commander assumes control, it will be necessary for him to establish some form of organization to carry out his martial law duties. The smallest organizational structure compatible with the task should be used.

*b. Extent of Control.* If the military commander, who originally assumed control, should be transferred prior to termination of martial law, a proclamation will be published announc-

ing to the public the change of command. In the event of *partial* return of control and power to civil authorities prior to termination of martial law, a proclamation will be published stating those matters over which military control is to be relinquished, and those matters over which the military commander is to retain control.

### 20. General Orders

*a.* A military commander exercising martial law powers will issue his rules and regulations to the civil populace by means of general orders. As these general orders will be the statute books of martial law in the area affected, they will be given wide publicity, not only by posting but also by reproduction in newspapers in the area and by other available media, such as radio and television, so that those who are to be governed by the general orders will have notice of their provisions. These general orders will be drafted in such a manner as to be easily understood by the average civilian; they will not contain retroactive provisions; and their stated effective date will be sufficiently advanced so as to enable orderly compliance. Among subjects of control under such general orders may be: firearms; black-out and curfew; control of labor; censorship; recreational facilities; aliens; civilian security; communications; conservation of equipment and supplies; health and welfare; identification and regulation for individuals; and military areas.

*b.* To avoid unnecessary friction and to serve the principal purpose of martial law, the general orders should be prepared in accordance with the principle of reasonable necessity and they should be administered with fairness and justice to all. Martial law will be administered with a view to the restoration of order and the ultimate return of civil government.

#### Example 1. Recommended Rules Governing Army Martial Law Tribunals' Trial and Review Procedures

---

(Headquarters)

---

(Place)

---

(Date)

## MARTIAL LAW TRIBUNALS' TRIAL AND REVIEW PROCEDURES

Subject to any applicable regulations prescribed by the President or any other competent authority, all military commissions and provost courts, for the trial of any offenses within their respective jurisdictions, will be guided by the applicable principles of law and rules of procedure and evidence prescribed by the *Manual for Courts-Martial, United States, 1951*, insofar as possible and practicable as determined by the appointing authority, EXCEPT that the following prescribed rules of operation shall be observed, to wit:

### 1. MILITARY COMMISSION.

*a. Jurisdiction.* A military commission has jurisdiction over all crimes and offenses cognizable under martial law.

*b. Appointing authority.* Any person who has authority to convene a general court-martial and any military commander in the army area may appoint and convene a military commission in the event martial law may be proclaimed.

*c. Composition.* A military commission in the army area shall consist only of commissioned officers of the Army and there shall be not less than five in number if the commission is not limited with respect to the sentence it may impose in a particular case. However, if the authority of the commission in any particular case is limited to sentences not including death, confinement for more than ten years, or a fine of more than \$10,000, the court may be composed of less than five members but not less than three. In either case the members should be experienced and prudent persons of judicial temperament. In addition to the members of the commission, there shall be appointed a law officer who should be a person with considerable legal background and experience. In the case of a military commission with unlimited authority to impose punishment, the law officer will have the same qualifications prescribed by the MCM for a law officer of a general court. Further, a trial counsel and a defense counsel both of whom should be lawyers, shall be appointed. Any accused shall be given opportunity to be represented by counsel provided by himself. Civilian counsel will not be provided at the expense of the Government.

*d. Challenges.* One peremptory challenge for each accused shall be accorded. Challenges for cause shall be entertained in order that the proceedings may be conducted with impartiality and good faith.

*e. Oaths.* The oaths, with such changes and substitutions in wording as may be necessary, as prescribed in the MCM shall be used; and they shall be taken by the members of the commission, the law officer, appointed counsel, witnesses, reporter, and interpreter, if any, at the time they are appointed, and such oaths need not be repeated for the trial of each new case.

*f. Charges.* Charges shall be prepared on DD form 458, Charge Sheet, and signed by the accuser or a person occupying an official position. A formal investigation is not required, although a fair and adequate investigation should be made. Before referring any charge for trial, the appointing authority should refer the case to his staff judge advocate or legal adviser for consideration and advice. This shall not be construed as requiring the personal consideration or action of the appointing authority. With respect to the circumstances then existing, the accused

will be served with a notice of the charges within a reasonable time in advance of the trial.

*g. Conduct of proceedings.* In extreme circumstances that may exist during a martial law situation, it will be permissible, due to necessity, to relax the strict application of the rules of procedure and evidence, but only to the extent that they may be reasonably necessary, but not to the extent of injuriously affecting the substantial rights of the accused or the interest of the Government. In any event, the conclusion reached by the commission shall always be based on relevant evidence.

*h. Sentences.* In each case, sentence, if any, should be commensurate with the offense committed. Military commissions will be bound by any applicable limits of punishment contained in martial law orders and regulations. In the absence of such martial law limitations, the limits of punishment prescribed for similar offenses by the laws of the place where the offense was committed, by the laws of the United States, or by the MCM will be used as a guide. Subject to express authority of the army commander, no death sentence shall be imposed unless there also be a verbatim record.

*i. Record.* A military commission shall, if possible and practicable, keep a verbatim record of its proceedings. If facilities due to extreme circumstances for keeping such record are not available, the record shall be in summary form. In either event, three copies of the record will be prepared. Each record of trial by a military commission will be authenticated by the law officer and filed with and maintained by the appointing authority, unless otherwise directed by higher competent authority.

*j. Procedure after trial.* The record shall be referred to the staff judge advocate or legal adviser for advice and recommendation before the appointing authority or his deputy acts on the findings and sentence. Either of these officials acting alone has the usual judicial powers of an authority appointing and convening military courts with respect to the proceedings, findings, and sentence. Either may in his initial action modify the findings or sentence in any manner, except that the sentence may not be increased nor may a finding of not guilty be changed. All sentences, except those extending to death, may be ordered into execution in the initial action of the appointing authority or his deputy without further review. Either the appointing authority or his deputy may, in the initial action on a case, approve, disapprove, or otherwise nullify or modify the findings or may order a new trial or rehearing or proceedings in reconsideration and revision, EXCEPT that in no case may a specification upon which there has been a ruling or finding of not guilty be returned to a court. Either the appointing authority or his deputy may, in the initial action on a case, approve or disapprove, in whole or in part, order into execution (except an approved sentence to death), suspend, remit, mitigate, commute, or otherwise nullify or modify the sentence. At the time of the initial action, and at any time subsequent thereto, either the appointing authority or his deputy may take clemency action with respect to the sentence. Once a death sentence has been confirmed and ordered executed by the President of the United States, the appointing authority or his deputy will have the sentence carried into execution. No appeal from the final action of the appointing authority or his deputy

is authorized, except in the event the sentence is one of death, confirmation by the President shall precede its execution. The accused shall be afforded an opportunity and permitted to petition the appointing authority for a hearing in connection with the review of the record of his case, however, the action of the appointing authority or his deputy is final and no further review is authorized. The provisions of the MCM, relating to review by the Court of Military Appeals, or the Boards of Review, have no application in a martial law situation.

*k. Publication of result of trial.* An order will be issued by the appointing authority promulgating the result of trial by a military commission, showing the action thereon; and such order will be published by serving a copy upon the person tried and by posting it in at least three public places within the vicinity of the place of trial or where the incident subject to trial occurred. However, if the sentence is one of death, the order shall state specifically that such sentence is subject to review and action thereon by the President.

## 2. PROVOST COURT.

*a. Jurisdiction.* A provost court shall have jurisdiction over all crimes or offenses cognizable under martial law. However, its punishment power shall be limited to sentences that do not include death, confinement for more than one year, or a fine of more than \$1,000.00.

*b. Appointing authority.* Any commanding officer, who is vested with summary court-martial jurisdiction, and who has been designated and authorized by competent authority to so act, may appoint a provost court in a martial law situation.

*c. Composition.* A provost court shall consist of only one member, who shall be a commissioned officer of the Army and who should have a legal background. It shall not be necessary for a provost court to appoint counsel for the accused, nevertheless, the accused will be afforded the opportunity to be represented by counsel if he is provided by the accused.

*d. Charges.* Charges shall be prepared on DD Form 458, Charge Sheet, and signed by the accuser or a person occupying an official position. No pretrial investigation or pretrial legal advice is required. The accused shall receive notice of the charges a reasonable time in advance of trial, taking into consideration the situation and conditions then existing.

*e. General procedure.* The provost court will not be subject to challenge. The rules as to oaths and evidence and the right of the accused to produce evidence and witnesses and to cross-examine witnesses shall be similar to those provided for a military commission.

*f. Sentences.* Provisions relating to sentences and limitations thereon, as heretofore set forth for a military commission, shall obtain and apply as to a provost court, provided, however, the sentence of a provost court shall not include death, confinement in excess of one year, or a fine of more than \$1,000.00.

*g. Record.* A summarized record of the evidence considered by a provost court will be prepared, authenticated by the provost court officer, and attached to the original charge sheet, arrest papers, order of findings and sentence of the court, together with any other papers filed in the case, to constitute the record of trial. A docket shall be maintained by the provost court showing all cases tried and filed, with docket entries

of the nature of the case and action taken. The record of trial will be forwarded to and maintained by the military commander of the martial law district.

*h. Procedure after trial.* No legal review after trial is required, nevertheless, the accused shall be afforded an opportunity to petition the appointing authority for a review of the record of his case.

*i. Publication of result of trial.* An order will be issued by the appointing authority promulgating the result of trial by a provost court; publication and distribution of such order will be made in a manner similar to that provided for publication of the result of trial by a military commission.

(Name)	(Grade)
Commanding	

## Example 2. Organization for Martial Law

(HEADING)

GENERAL ORDERS }  
NUMBER }

(Date)

### ORGANIZATION FOR MARTIAL LAW

**1. Organizational Structure.** The Executive Section functions on behalf of the military commander in carrying out all policies and operations of martial law. It has the coordinating control of military commissions, provost courts, and alien property and acts as a final clearing house in establishing policies for the Coordinating Sections, which are Civilian Defense, Food Control, Labor Control, Materials and Supply Control, Waterborne Cargo and Passenger Control, and Air and Land Transportation Control.

The following sections function directly under the Executive Section and have no direct connection with Coordinating Sections:

ADVISORY COMMITTEE  
LAW ENFORCEMENT  
MILITARY COMMISSIONS  
PROVOST COURTS  
LEGAL ADVISER  
SPECIAL CONSULTANTS  
ALIEN PROPERTY CONTROLLER  
PUBLIC INFORMATION  
PERSONNEL  
FINANCE  
MORALE

The functions of these sections are as follows:

*Advisory Committee* shall consult with and advise the military commander on all matters of general policy.

*Law Enforcement* shall carry out designated functions as prescribed by law and by orders of the military commander.

*Legal Adviser* shall render legal advice to the military commander and the Executive Section.

*Alien Property Controller* shall be responsible for the custody and control of all property commandeered, confiscated, or otherwise received from any alien. He shall perform these duties until such time as an alien property custodian is appointed under Federal authority.

*Public Information* shall issue such press releases and other information to the public as ordered from time to time by the military commander.

*Personnel* shall procure the necessary personnel for office operation.

*Finance* shall handle all matters of finance connected with office operations.

*Morale* shall handle all matters involving the public's morale.

**2. Planning and Priorities.** Under the direction of the military commander, the Director of Planning and Priorities controls, coordinates, and supervises the activities of the six directors of the coordinating sections hereinafter provided for and establishes priorities in all matters coming under their supervision.

The Director of Planning and Priorities will be assisted by an Advisory Board consisting of the six directors hereinafter provided for, altogether with any additional personnel desired by the military commander.

The Director of Civilian Defense recommends to the military commander such rules and regulations as he deems necessary and proper, and when so directed by the military commander, administers such regulations as may be published.

To the extent directed by the military commander, the Director of Civilian Defense—

Supervises and coordinates the Civilian Defense Corps, consisting of fire wardens, air raid wardens, rescue and demolition squads, gas wardens, and such other warden services as may from time to time be approved.

Supervises the housing, billeting, emergency feeding, and clothing and relief of all civilian evacuees, evacuated to points within the \_\_\_\_\_, and of such military evacuees as may be requested  
(place)

by the military authorities.

Supervises emergency medical and ambulance services, first aid stations, emergency hospitals (other than those established by \_\_\_\_\_), and the procurement of medical supplies and equipment for the same and the management of blood and plasma banks.

Makes adequate provision for public air raid shelters and trenches and disseminates information relative to the protection of persons and property against the effects of air attacks by the enemy.

The Director of Food Control recommends to the military commander such rules and regulations as he deems necessary and proper, and when directed by the military commander, administers such regulations as may be published. To the extent directed by the military commander, the Director of Food Control—

Supervises and coordinates the production, storage, distribution, price, and sale of foods throughout the \_\_\_\_\_, exclusive  
(place)

of foods consigned to or by Armed Forces supply services. (The term "foods" as used in this order shall include, without prejudice to the generality of the foregoing, livestock, poultry, livestock and poultry feeds, and agricultural seeds.)

Supervises and coordinates the importation and exportation of foods, exclusive of foods consigned to or by armed services supply services, into and out of the \_\_\_\_\_, subject to the allocation of cargo space by the military commander.

The Director of Labor Control recommends to the military commander such rules and regulations as he deems necessary and proper, and when so directed by the military commander, administers such regulations as may be published. To the extent directed by the military commander, the Director of Labor Control—

Makes plans for the procurement, augmentation, and distribution of labor available within the \_\_\_\_\_.

Investigates and mediates such labor disputes as are referred to him by the military commander.

The Director of Materials and Supply Control recommends to the military commander such rules and regulations as he deems necessary and proper, and when so directed by the military commander, administers such regulations as may be published. To the extent directed by the military commander, the Director of Materials and Supply Control supervises and coordinates the importation, exportation, distribution, and sale of all commodities the supervision of which is not otherwise specifically designated herein, exclusive of supplies consigned to armed services supply services.

The Director of Waterborne Cargo and Passenger Control recommends to the military commander such rules and regulations as he deems necessary and proper, and when so directed by the military commander, administers such regulations as may be published. To the extent directed by the military commander, the Director of Waterborne Cargo and Passenger Control—

Supervises and coordinates dockage, stevedoring, and other facilities necessary to expedite the handling of cargo and passengers at the docks of the ports of \_\_\_\_\_.

Supervises the disposition of all cargo until removed from the docks of such ports.

The Director of the Air and Land Transportation Control recommends to the military commander such rules and regulations as he deems necessary and proper, and when so directed by the military commander, administers such regulations as may be published. To the extent directed by the military commander, the Director of Air and Land Transportation Control—

Coordinates air, rail, and motor transportation with \_\_\_\_\_ and makes recommendations to the military commander relative to priorities in the use thereof.

Supervises and coordinates the operation of all common carriers, taxicabs, and other air and land vehicles carrying passengers for hire.

**3. Appointments.** The following appointments to the offices indicated are hereby made:

\_\_\_\_\_ — Director of Planning and Priorities.  
(Name)

\_\_\_\_ — Director of Civilian Defense.  
(Name)

\_\_\_\_ — Director of Food Control.  
(Name)

\_\_\_\_ — Director of Labor Control.  
(Name)

\_\_\_\_ — Director of Materials and Supply Control.  
(Name)

\_\_\_\_ — Director of Waterborne Cargo and Passenger Control.  
(Name)

\_\_\_\_ — Director of Air and Land Transportation Control.  
(Name)

FOR THE COMMANDER:

\_\_\_\_  
(Name)

\_\_\_\_  
(Grade)

Chief of Staff

# INDEX

	Paragraphs	Page		Paragraphs	Page
Action against troops .....	8	4	Fixed bayonets .....	63c	19
Aid stations .....	39	15	Foot movement .....	46	16
Air movement .....	44	15	Full firepower .....	139f, 141b	59, 60
Alert plan .....	30	13	Habeas Corpus. (See Writ of habeas corpus.)		
Ammunition .....	37	15	Hand signals .....	69b	22
Application for aid by State .....	18	9	Helicopters .....	51, 145	16, 60
Army aircraft .....	51, 145	16, 60	Insurrection, definition .....	3d	3
Assembly area .....	48	16	Intelligence:		
Cadence .....	70	23	Disaster relief operations .....	192	71
Cameras .....	143	60	Planning, disasters .....	176, 177	68
Circular formation .....	118d	52	Planning, disturbances .....	32, 33	14
Civil disturbance, definition .....	3a	3	Riot control operations .....	104-106	50
Civil disturbance operation plan .....	app VI	101	Interpreters .....	136	58
Civilians, detention .....	165	64	Interval .....	72	24
Combat formations .....	120	53	Intervention with troops .....	18	9
Company formations .....	92-98	37	Labor disputes .....	149	62
Crowd:			Liability, civil and criminal .....	25	11
Definition .....	3b	3	Line formation .....	62a, 118a	19, 52
Transformation .....	5	4	Liquor, sale .....	164	64
Curfew .....	160	63	Loading plan, troop movement:		
Definitions .....	3	3	Equipment .....	41	15
Demolitions .....	8g	5	Personnel .....	40	15
Demonstration, definition .....	3c	3	Lock and load, weapons .....	63c	19
Detention center .....	200	73	Major disaster, definition .....	3e	3
Detention of civilians .....	165	64	Martial law:		
Diamond formation .....	62d, 69b, 118d	19, 22, 52	Administration .....	app VII	107
Disaster emergency teams .....	184a	69	Declaration .....	app VII	107
Disaster relief operations:			Enforcement .....	app VII	107
Basic principles .....	168-170	66	General .....	23	11
Concept .....	190	71	Organization .....	app VII	107
Initial action .....	191	71	Tribunals .....	app VII	107
Intelligence .....	192	71	Messages, riot control operations .....	app V	96
Military police missions .....	196-200	72	Military police control team .....	185	69
Reconnaissance .....	193	71	Military restrictions .....	24	11
Relief centers .....	194	72	Mob:		
Troop missions .....	189	71	Actions .....	8	4
Termination .....	195, 201-203	72, 73	Characteristics .....	6	4
Dispersers, riot control agent .....	app II, III, IV	79, 86, 94	Definition .....	3f	3
Distance .....	72	24	Development .....	5	4
Disturbance, causes .....	4	3	Incentives to join .....	7	4
Dog patrols .....	112	51	Types .....	6	4
Echelon formation .....	62b, 118b	19, 52	Modified riot control formations .....	62d, 118d	19, 52
Elections, use of troops .....	22b	11	Motor movement .....	42	15
Elements of information, intelligence .....	33	14	Natural disaster, definition .....	3g	3
Emergency aid .....	20	10	On guard .....	67c	21
Employment of force .....	139	59	Operation plan, civil disturbance .....	app VI	101
Field protective mask .....	59	17	Panic .....	9, 157	5, 63
Firearms:			Pass system .....	161	64
Carrying .....	163	64	Patrolling, riot control operations .....	112-116	51
Sale .....	162	64	Planning disaster relief operations .....	171-185	67
Fire extinguishers:			Planning, disturbance:		
Field expedient disperser .....	app IV	94	Intelligence .....	32, 33	14
Special equipment .....	35, 60	15, 17			

	Paragraphs	Page		Paragraphs	Page
Logistical .....	34	14	Rioters, action against troops .....	8	4
Operations .....	49-55	16	Riots .....	134	57
Platoon formations:			Road blocks .....	123-127	55
3-squad .....	90, 91	36	Route selection .....	47	16
4-squad .....	78-89	25	Routes of escape .....	144	60
Position of commander .....	71	23	Safe guard .....	67b	21
Posse Comitatus Act .....	22a	11	Safe port .....	67a	20
Presidential proclamation .....	19a	10	Scripts .....	54	16
Priorities of force .....	139	59	Searches .....	146, 154	60, 63
Proclamations .....	53, app V	16, 96	Security:		
Protective mask, field .....	59	17	Communications .....	130	57
Psychological considerations .....	142	60	Riot control operations .....	107-111	51
Psychological training .....	58	17	Selected marksmen .....	139, 141	59, 60
Public address systems .....	133	57	Signs .....	38	15
Public information .....	12	6	Squad formations .....	73-77	24
Public law 875 .....	18f	9	Standing operating procedures .....	31, 175	14, 67
Public law 920 .....	18g	10	State Defense Forces .....	21c	10
Radio .....	129	56	Termination of operations:		
Rail movement .....	43	15	Disaster relief .....	195, 201-203	72, 73
Restrictions on civilians .....	158-165	63	Riot control .....	166, 167	65
Riot control agent dispersers .....	app II, 79, 86,		Traffic control .....	179, 198	68, 73
	III, IV	94	Training:		
Riot control agents, use .....	121, 122, app II	53, 79	Disaster relief .....	186-188	69
Riot control formations:			Disturbances .....	56-61	17
Application .....	117-119	52	Riot control agents .....	app II	79
Auxiliary weapons .....	66	20	Trial by Federal Court .....	26	12
Basic weapons .....	65	19	Tribunals, martial law .....	app VII	107
Commands .....	69	22	Unit journal .....	135	58
Company .....	92-98	37	United States Army's role .....	2	3
Platoon, 3-squad .....	90, 91	36	Use of troops in disturbances:		
Platoon, 4-squad .....	78-89	25	Command .....	21	10
Squad .....	73-77	24	Foreign areas:		
Types .....	62	19	Counterinsurgency missions .....	17	8
Vehicles and foot troops .....	99-103	41	Friendly areas .....	15, 16	7
Riot control operations:			Occupied areas .....	14	7
Barricades .....	151	62	Theater of operations .....	13	7
Buildings .....	150	62	Legal restrictions .....	22	11
Built-up areas .....	147	60	Military restrictions .....	24	11
Communications .....	128-133	56	Mission .....	28	13
Defensive operations .....	155	63	Planning responsibility .....	29	13
Initial action .....	138	59	United States:		
Intelligence .....	104-106	50	Military commander .....	11	6
Interpreters .....	136	58	Policies .....	10	6
Large mobs .....	152	62	Public information .....	12	6
Mopping-up .....	153	62	Types of intervention .....	18	9
Patrolling .....	112-116	51	Vehicles in riot control formations .....	99-103, 119	41, 52
Personnel .....	137	58	Verbal abuse .....	8b	4
Priorities of force .....	139	59	Verbatim documentation .....	55	17
Psychological considerations .....	142	60	Visual signals .....	131	57
Radioactive areas .....	156	63	Water, riot control .....	140	59
Restrictions on civilians .....	158-165	63	Water transport .....	45	16
Riot control agents .....	121, 122	53	Weapons, riot control:		
Riots .....	134	57	Ammunition, control .....	37, 121c	15, 53
Road blocks .....	123-127	55	Auxiliary .....	66	20
Routes of escape .....	144	60	Basic .....	65	19
Searches .....	146, 154	60, 63	Carrying position .....	67	20
Security .....	107-111	51	Fixed bayonets .....	63c	19
Termination .....	166, 167	65	Lock and load .....	63c	19
Unit journal .....	135	58	Wedge formation .....	62c, 118c	19, 52
Vital installations .....	148	61	Writ of habeas corpus .....	27, app VII	12, 107
Riot, definition .....	3h	3			

By Order of the Secretary of the Army:

HAROLD K. JOHNSON  
*General, United States Army,  
Chief of Staff.*

OFFICIAL:

J. C. LAMBERT  
*Major General, United States Army,  
The Adjutant General.*

Distribution:

*Active Army:*

OSD (2)  
DCSPER (10)  
ACSI (10)  
DCSLOG (10)  
DCOPS (10)  
ACSFOR (10)  
ACSRC (10)  
CRD (5)  
COA (5)  
CINFO (5)  
TIG (5)  
TJAG (5)  
TPMG (3)  
TSG (3)  
OPO (10)  
USACDC (10)  
USAMC (15)  
USCONARC (10)  
USARADCOM (10)  
USARADCOM (Rgn) (10)

LOGCOMD (5)  
CofEngrs (3)  
CofCh (3)  
USACDCIAS (1)  
USACDCEC (5)  
USACDCCSSG (5)  
USACDCCAG (5)  
USACDCSWG (5)  
USACDCNG (1)  
USACDC Agencies  
(2) except  
USACDCARMA (5)  
USACDCCBRA (6)  
USACDCCEA (10)  
USACDCIA (3)  
USACDCOA (3)  
USACDCSWA (5)  
USACDCMPA (10)  
MDW (5)  
Armies (25)

USAC (3)  
Corps (15)  
Div. (10)  
Div Arty (5)  
Bde (5)  
Reg/Gp (5)  
Bn (5)  
Co/Btry (2)  
Instls (2)  
USACGSC (50)  
USAWC (20)  
PMS (1)  
Br Svc Schools (3) except  
MFSS (22)  
TJAGSA (6)  
USAADS (5)  
USAAGS (1)  
USAES (25)  
USAOGMS (2)  
USAAVNS (20)

NG: State AG (3); Div (1).

USAR: Same as Active Army, except allowance is one copy to each unit.

For explanation of abbreviations used, see AR 320-50.